



Publication Year	2016
Acceptance in OA @INAF	2020-07-03T11:17:55Z
Title	The LEECH Exoplanet Imaging Survey: Orbit and Component Masses of the Intermediate-Age, Late-Type Binary NO UMa
Authors	Schlieder, Joshua E.; Skemer, Andrew J.; Maire, Anne-Lise; DESIDERA, Silvano; Hinz, Philip; et al.
DOI	10.3847/0004-637X/818/1/1
Handle	http://hdl.handle.net/20.500.12386/26327
Journal	THE ASTROPHYSICAL JOURNAL
Number	818



THE LEECH EXOPLANET IMAGING SURVEY: ORBIT AND COMPONENT MASSES OF THE INTERMEDIATE-AGE, LATE-TYPE BINARY NO UMa^{*†}

JOSHUA E. SCHLIEDER^{1,2,14}, ANDREW J. SKEMER³, ANNE-LISE MAIRE⁴, SILVANO DESIDERA⁴, PHILIP HINZ³,
 MICHAEL F. SKRUTSKIE⁵, JARRON LEISENRING³, VANESSA BAILEY⁶, DENIS DEFRÈRE³, SIMONE ESPOSITO⁷, KLAUS G. STRASSMEIER⁸,
 MICHAEL WEBER⁸, BETH A. BILLER^{2,9}, MICKAËL BONNEFOY^{2,10}, ESTHER BUENZLI², LAIRD M. CLOSE³, JUSTIN R. CREPP¹¹,
 JOSH A. EISNER³, KARL-HEINZ HOFMANN¹², THOMAS HENNING², KATIE M. MORZINSKI³, DIETER SCHERTL¹²,
 GERD WEIGELT¹², AND CHARLES E. WOODWARD¹³

¹ NASA Ames Research Center, Space Science and Astrobiology Division, MS 245-6, Moffett Field, CA 94035, USA; joshua.e.schlieder@nasa.gov

² Max-Planck-Institut für Astronomie, Königstuhl 17, D-69117, Heidelberg, Germany

³ Steward Observatory, Department of Astronomy, University of Arizona, 933 N. Cherry Avenue, Tucson, AZ 85721, USA

⁴ INAF—Osservatorio Astronomico di Padova, Vicolo dell'Osservatorio 5, I-35122, Padova, Italy

⁵ Department of Astronomy, University of Virginia, Charlottesville, VA, 22904, USA

⁶ Kavli Institute for Particle Astrophysics and Cosmology, Stanford University, Stanford, CA 94305, USA

⁷ INAF—Osservatorio Astrofisico di Arcetri, Largo E. Fermi 5, I-50125, Firenze, Italy

⁸ Leibniz-Institut für Astrophysik Potsdam (AIP), An der Sternwarte 16, D-14482, Potsdam, Germany

⁹ Institute for Astronomy, University of Edinburgh, Blackford Hill, Edinburgh EH9 3HJ, UK

¹⁰ Université Grenoble Alpes, IPAG, 38000, Grenoble, 38000, Grenoble; CNRS, IPAG, F-38000 Grenoble, France

¹¹ Department of Physics, University of Notre Dame, 225 Nieuwland Science Hall, Notre Dame, IN, 46556, USA

¹² Max-Planck-Institut für Radioastronomie, Auf dem Hügel 69, D-53121, Bonn, Germany

¹³ Minnesota Institute for Astrophysics, University of Minnesota, 116 Church Street, SE, Minneapolis, MN, 55455, USA

Received 2015 June 29; accepted 2015 October 8; published 2016 February 2

ABSTRACT

We present high-resolution Large Binocular Telescope LBT/LMIRcam images of the spectroscopic and astrometric binary NO UMa obtained as part of the LBT Interferometer Exozodi Exoplanet Common Hunt exoplanet imaging survey. Our H -, K_s -, and L' -band observations resolve the system at angular separations $< 0''.09$. The components exhibit significant orbital motion over a span of ~ 7 months. We combine our imaging data with archival images, published speckle interferometry measurements, and existing spectroscopic velocity data to solve the full orbital solution and estimate component masses. The masses of the $K2.0 \pm 0.5$ primary and $K6.5 \pm 0.5$ secondary are $0.83 \pm 0.02 M_\odot$ and $0.64 \pm 0.02 M_\odot$, respectively. We also derive a system distance of $d = 25.87 \pm 0.02$ pc and revise the Galactic kinematics of NO UMa. Our revised Galactic kinematics confirm NO UMa as a nuclear member of the ~ 500 Myr old Ursa Major moving group, and it is thus a mass and age benchmark. We compare the masses of the NO UMa binary components to those predicted by five sets of stellar evolution models at the age of the Ursa Major group. We find excellent agreement between our measured masses and model predictions with little systematic scatter between the models. NO UMa joins the short list of nearby, bright, late-type binaries having known ages and fully characterized orbits.

Key words: binaries: general – instrumentation: adaptive optics – stars: fundamental parameters – stars: individual (NO UMa) – stars: late-type – techniques: high angular resolution

1. INTRODUCTION

Multiple star systems are a natural outcome of the star formation process. Thus, stars in binaries and higher-order systems are prevalent in the solar neighborhood. Raghavan et al. (2010) surveyed more than 450 solar-type stars ($M_* \approx 0.7 - 1.1 M_\odot$, mid-K to late-F spectral types) in a 25 pc volume around the Sun and found a multiplicity fraction of $41 \pm 3\%$. The majority of these multiples are binaries (Duchêne & Kraus 2013). Much less frequent, however, are

multiple systems amenable to detailed orbit characterization. Distance, separation, and mass must all be favorable to make the measurement of orbital parameters feasible on reasonable timescales using both spectroscopic and astrometric monitoring. Analyses of such systems provide precise estimates of parameters such as period, eccentricity, inclination, and, most critically, component masses. If these systems have accurately determined ages, they act as benchmarks for understanding the evolution of fundamental stellar parameters and allow the calibration of widely used stellar evolution models.

One such system in the solar neighborhood is NO UMa (HIP 61100, HD 109011, GJ 1160). NO UMa is a pair of K-type dwarfs at a distance of $d = 25.93 \pm 0.02$ pc (see Section 6). The system was observed during the CORAVEL radial velocity (RV) survey (Baranne et al. 1979; Duquennoy et al. 1991) where its spectroscopic binarity was discovered. At the time, no CORAVEL RV curve or spectroscopic orbit parameters for NO UMa were presented in the literature, although the statistical studies of K-type binaries in Mayor

* The LBT is an international collaboration among institutions in the United States, Italy and Germany. LBT Corporation partners are: The University of Arizona on behalf of the Arizona university system; Istituto Nazionale di Astrofisica, Italy; LBT Beteiligungsgesellschaft, Germany, representing the Max-Planck Society, the Astrophysical Institute Potsdam, and Heidelberg University; The Ohio State University, and The Research Corporation, on behalf of The University of Notre Dame, University of Minnesota and University of Virginia.

† Based on data obtained with the STELLA robotic telescope in Tenerife, an AIP facility jointly operated by AIP and IAC.

¹⁴ NASA Postdoctoral Program Fellow.

et al. (1992) and Halbwachs et al. (2000) from the CORAVEL survey presumably included the system. Arenou et al. (2000) presented the first orbit solution, including preliminary component masses, using the CORAVEL RV data and Intermediate Astrometric Data from *Hipparcos* catalog (Perryman et al. 1997).

Further follow-up by Strassmeier et al. (2000) revealed chromospheric activity and Li absorption, indications of a relatively young age. The first spectroscopic orbit parameters were provided by Halbwachs et al. (2003) and an independent astrometric orbit from the *Hipparcos* data was presented in Goldin & Makarov (2007). In a subsequent paper, Strassmeier et al. (2012) presented updated RV curves for both components of the binary, provided a spectroscopic orbit solution, and updated fundamental and spectroscopic parameters of each component. The orbit parameters estimated in these studies and the *Hipparcos* distance indicated that the components of the NO UMa system may be resolvable at angular separations $\lesssim 0''.1$; feasible with modern adaptive optics (AO) systems on large aperture telescopes. Additionally, King et al. (2003) proposed the star as a nuclear member of the Ursa Major moving group (UMaG) (or cluster), a ~ 500 Myr old group of coeval stars with common Galactic kinematics.

Thus, NO UMa is an attractive target for high angular resolution, high-contrast AO imaging, not only to resolve the binary components, but also to search for low-mass companions. Stellar binaries are typically excluded from exoplanet imaging surveys, however, NO UMa’s component separation is small enough ($\sim 2\text{--}3$ AU) that circumbinary companions on wide orbits are not dynamically unstable (Thalmann et al. 2014, and references therein). Although challenging for planet formation theory (Kley & Haghighipour 2014), recent work has revealed circumbinary disks with the potential to form planets (e.g., Dutrey et al. 2014; Tang et al. 2014; Rapson et al. 2015), a few binaries with directly imaged, circumbinary, planet/brown dwarf companions (Delorme et al. 2013; Kraus et al. 2014), and numerous circumbinary planets in transit (Welsh et al. 2015, and references therein). For these reasons, we included NO UMa as a target in the LEECH exoplanet imaging survey (Skemer et al. 2014a) and succeeded in resolving the individual components.

In this work, we describe the derivation of a full set of orbital parameters for NO UMa to provide component masses, estimate the fundamental parameters of each component using our resolved photometry, revise the system’s Galactic kinematics using new measurements from our orbit fit, and compare our measured masses to model predictions. In Section 2 we summarize the LEECH program and NO UMa’s inclusion as a target. In Section 3 we provide details on the available fundamental properties and orbital parameters of NO UMa. Section 4 describes our AO imaging of the target, an archival imaging data set, and the data reduction. In Section 5 we describe the imaging analyses and results. We combine our astrometric measurements with existing data to solve the complete orbit of the binary and improve component mass constraints by a factor $\gtrsim 6$ in Section 6. We present in Section 7 fundamental parameters and revised kinematics of the binary components and compare the estimated component masses to those predicted by theoretical evolution models. Section 8 provides a summary.

2. THE LBT INTERFEROMETER (LBTI) EXOZODI EXOPLANET COMMON HUNT (LEECH) EXOPLANET IMAGING SURVEY

The LEECH is a multi-national collaboration using the Large Binocular Telescope (LBT) coupled with the dual deformable secondary LBT AO system (FLAO, LBTIAO, Esposito et al. 2010, 2011; Riccardi et al. 2010; Bailey et al. 2014). LEECH uses the *L/M*-band Infrared Camera (LMIRcam, Skrutskie et al. 2010; Leisenring et al. 2012) of the LBTI (Hinz et al. 2008) to conduct the first large-scale exoplanet imaging survey at thermal infrared (IR) wavelengths (*L'*-band, $\lambda_c \approx 3.8 \mu\text{m}$) over ~ 100 nights (Skemer et al. 2014a). LEECH takes advantage of two key features of searching for planets in the thermal IR. First, because of strong molecular absorption at shorter wavelengths, giant exoplanet fluxes peak between $\sim 4\text{--}5 \mu\text{m}$ (Burrows et al. 1997). Second, AO systems perform better at longer wavelengths and provide optimal correction (Beckers 1993). Therefore, the LEECH survey is sensitive to older, cooler planets ($\lesssim 1$ Gyr, $\lesssim 1000$ K) and complements other next generation exoplanet surveys searching for younger ($\lesssim 200$ Myr), hotter planets in the near-IR (GPI, SPHERE, Project 1640, Beuzit et al. 2008; Macintosh et al. 2008; Hinkley et al. 2011).

Targets in the LEECH survey span the relatively unexplored age range of $\sim 0.1\text{--}1$ Gyr, a range where LBTI/LMIRcam remains sensitive to both “hot-start” and “cold-start” planets (Spiegel & Burrows 2012; Marleau & Cumming 2014). The targets are drawn from several samples that include nearby A- and B-type stars, very nearby, ≤ 1 Gyr old FGK stars, and more than 50 stars in the intermediate-age UMaG. NO UMa is included as a LEECH target in this subsample. The sensitivity and utility of the LBTIAO coupled with LBTI/LMIRcam has been demonstrated in several studies of known, substellar companions and a very low-mass binary (Skemer et al. 2012, 2014b; Bonnefoy et al. 2014; Schlieder et al. 2014). These capabilities also led to strong constraints on the possibility of a fifth planet in the HR 8799 planetary system during the LEECH survey (Maire et al. 2015). Further technical details of the LEECH survey, including *H* and *L'* contrast curves, are provided in Skemer et al. (2014a).

3. KNOWN FUNDAMENTAL AND ORBITAL PROPERTIES OF NO UMa

NO UMa was identified decades ago as a K2V standard in the Morgan–Keenan (MK) system via visual inspection of photographic spectrograms (Johnson & Morgan 1953). This spectral type (SpTy) is the integrated type for both components and has changed very little since first proposed. Independent determinations in the literature range from \sim K1V to K3V (e.g., Yoss 1961; Heinze & Hinz 2005). Using available optical photometry for the NO UMa system (Table 1) and the main-sequence color-temperature conversions of Pecaut & Mamajek (2013)¹⁵, we interpolate a median SpTy of $K2.5 \pm 0.5$ using Monte Carlo (MC) methods. We therefore conservatively adopt an integrated system SpTy of $K2Ve \pm 1$ (“e” for emission, see below).

Arenou et al. (2000) used RV data from a CORAVEL survey of late-type, main-sequence stars and Intermediate Astrometric

¹⁵ Throughout this work, we use the expanded table available on Eric Mamajek’s webpage: http://www.pas.rochester.edu/~emamajek/EEM_dwarf_UBVIJHK_colors_Teff.txt

Table 1
Summary of NO UMa Physical Properties

	NO UMa	NO UMa A	NO UMa B	References
α_{J2000} ($^{\circ}$)	187.828876	(1)
δ_{J2000} ($^{\circ}$)	+55.118858	(1)
μ_{α} (mas yr $^{-1}$)	107.08 ± 1.20	(2)
μ_{δ} (mas yr $^{-1}$)	0.38 ± 1.22	(2)
d (pc)	25.87 ± 0.02	(8)
systemic RV (km s $^{-1}$)	-9.873 ± 0.007	(8)
$v \sin i$ (km s $^{-1}$)	...	5 ± 1	6 ± 1	(3)
U (mag)	9.70 ± 0.03	(4)
B (mag)	9.05 ± 0.03	(4)
V (mag)	8.13 ± 0.03	(4)
B_7 (mag)	9.29 ± 0.02	(5)
V_7 (mag)	8.21 ± 0.01	(5)
J (mag)	6.32 ± 0.03	(1)
H (mag)	5.81 ± 0.03	6.27 ± 0.10	6.96 ± 0.12	(1), (8)
K_s (mag)	5.66 ± 0.02	6.12 ± 0.03	6.83 ± 0.04	(1), (8)
L (mag)	$\sim 5.64 \pm 0.15$	6.09 ± 0.15	6.82 ± 0.15	(6), (8)
T_{eff} (K)	...	5010 ± 50	4140 ± 30	(8)
Spectral Type	K2Ve ± 1	K2.0 V ± 0.5	K6.5 V ± 0.5	(3), (8)
$\log(L/L_{\odot})$ (dex)	...	-0.49 ± 0.03	-0.97 ± 0.02	(8)
Mass (M_{\odot})	1.47 ± 0.03	0.83 ± 0.02	0.64 ± 0.02	(8)
Age (Myr)	500 ± 100	(7)

References. (1) Cutri et al. (2003), (2) Arenou et al. (2000), (3) Strassmeier et al. (2012), (4) Mermilliod & Mermilliod (1994), (5) Høg et al. (2000), (6) Cutri (2013); Wright et al. (2010), (7) King et al. (2003); Brandt & Huang (2015), (8) This work.

Data from the *Hipparcos* mission to estimate orbital parameters for the NO UMa system. The semimajor axis of the *Hipparcos* photocenter was combined with the period, eccentricity, mass ratio, and other parameters from the CORAVEL RV curve to place constraints on individual component masses. They estimate the primary and secondary masses with relative errors of $\sim 25\%$ and $\sim 17\%$, respectively. Their analysis also provided a revised parallax and proper motions that were corrected for the motion of the *Hipparcos* photocenter.

Strassmeier et al. (2000) obtained high-resolution optical spectroscopy and photometric monitoring of NO UMa in their search for late-type Doppler-imaging targets. Their Kitt Peak National Observatory 0.9 m coudé feed spectra revealed Ca II H & K chromospheric emission and weak Li absorption in the system with a 34 ± 7 mÅ equivalent width. Their Strömgren y photometry from the 0.75 m Vienna Observatory automatic photometric telescope (APT) “Wolfgang” provided an estimated period of ~ 8.3 days. The observed activity, Li, and rotation are indicative of an age $\lesssim 625$ Myr but > 125 Myr in a \sim K2-type star (Mamajek & Hillenbrand 2008; King & Schuler 2005).

Following their initial study, Strassmeier et al. (2012) present dedicated spectroscopic monitoring of NO UMa using the 1.2 m STELLA-I telescope and the STELLA Echelle Spectrograph (SES) on Tenerife. Their SES data consisted of 129 spectra obtained over 1629 days. They measured individual component velocities in each spectrum to generate RV curves and solve the spectroscopic orbit. Their high-quality spectra covering the entire orbit allow them to derive a period, time of periastron, eccentricity, and systemic RV to $\lesssim 1\%$ precision. They also reanalyze their APT photometric data that consists of 60 observations over 135 days to obtain a new photometric period of 8.4 ± 0.2 days. They attribute this period to rotational modulation of the primary. Considering

the primary’s approximately early-K SpTy, this is broadly consistent with its 5 ± 1 km s $^{-1}$ $v \sin i$. Strassmeier et al. (2012) also derive fundamental and spectroscopic parameters for each component using the synthetic spectrum fitting package PARSES (Allende Prieto 2004; Jovanovic et al. 2013). These include effective temperatures of 5030 ± 75 and 4900 ± 150 K for the primary and secondary, respectively. We also note that orbital parameters from the CORAVEL RV data are briefly discussed in Halbwegs et al. (2003) and an independent estimate of the orbit from the *Hipparcos* intermediate data is presented in Goldin & Makarov (2007).

Balega et al. (2013) also present speckle interferometry measurements of NO UMa from the 6 m BTA telescope at the Special Astrophysical Observatory of the Russian Academy of Sciences (SAO-RAS). Their observations span ~ 4 years from 2002 to 2006 and were obtained using filters with $\lambda_c = 545, 750, \text{ or } 800$ nm. We describe their data in more detail in Section 6.

4. OBSERVATIONS AND DATA REDUCTION

4.1. LEECH LBTI/LMIRcam Imaging

NO UMa was observed using LBTI/LMIRcam during two LEECH observing runs in 2013. The LBTI is located at the bent Gregorian focus of the LBT and does not have a derotator. Only the right side of the LBT was used during the observations (the “DX” side). The LBT AO system was driven using NO UMa as a natural guide star.

On 2013 April 22 UT we obtained 200×0.495 s exposures of NO UMa with the L' -band filter ($\lambda_c = 3.70 \mu\text{m}$, $\Delta\lambda = 0.58 \mu\text{m}$). The binary was dithered to two positions in the field of view separated by $4''.5$. We also observed a star with similar SpTy, HIP 46580 (K3V), immediately after NO UMa to calibrate the telescope+detector point-spread function




Figure 1. LBTI/LMIRcam L' -band (top) and K_s -band (bottom) images of NO UMa A and B. The L' image was obtained on 2013 April 22 UT and the K_s image was obtained on 2013 December 26 UT. The binary components are blended at L' but well resolved at K_s . Our analyses estimate an L' separation of 64.7 ± 0.2 mas and a K_s separation of 86.2 ± 0.4 mas. The system exhibits $\sim 180^\circ$ of position angle change and ~ 20 mas of separation change in only 7 months.

(PSF). Our reduction includes corrections for distortion effects, detector bias, sky background, and bad pixels followed by frame re-centering via cross-correlation and averaging. The blended components exhibit an elongated intensity distribution in the L' images (Figure 1). We obtained second epoch LBTI/LMIRcam images of NO UMa on December 26 UT 2013 in the H ($\lambda_c = 1.65 \mu\text{m}$, $\Delta\lambda = 0.31 \mu\text{m}$) and K_s -band filters ($\lambda_c = 2.16 \mu\text{m}$, $\Delta\lambda = 0.32 \mu\text{m}$). The H - and K_s -band observations each consisted of 100×0.058 s exposures dithered to two positions separated by $4''.5$. We followed the same reduction steps for the H and K_s frames as for the L' frames. The components are well resolved in both the H and K_s bands. The K_s image is shown in Figure 1. We observed a photometric calibrator immediately after the observations in both near-IR bands, but the PSF of the calibrator was not useful for subsequent analyses due to an issue with the AO that affected only the calibrator observations (see Section 5).




Figure 2. Keck/NIRC2 K_p -band image of NO UMa A and B. The image was obtained on 2010 May 27 UT. The binary is clearly resolved behind the $0''.6$ translucent mask. The components are separated by 77.7 ± 0.7 mas. The position angle of the secondary in this earlier epoch is very close to our 2013 December UT LBTI/LMIRcam images. The bright halo surrounding the mask is scattered light.

4.2. Keck II/NIRC2 Archival Imaging

NO UMa was observed on May 27 2010 UT using Keck II/ Near Infrared Camera 2 (NIRC2) coupled with NGS AO¹⁶ (Wizinowich et al. 2000). The data were obtained in the K_p filter ($\lambda_c = 2.124 \mu\text{m}$, $\Delta\lambda = 0.351 \mu\text{m}$) with the narrow camera setting yielding a field-of-view of $10''.2 \times 10''.2$. Eight frames were obtained with NO UMa placed behind the $0''.6$ diameter translucent focal plane mask. Three of these images had exposure times of 5.0 s and the remaining had exposure times of 60.0 s. The binary is clearly resolved behind the mask in all eight frames (Figure 2). Saturated images of NO UMa were also obtained at four different dither locations to estimate the sky background. The NIRC2 data reduction included cosmic ray and bad pixel removal, dark subtraction, flat fielding, and sky subtraction. Optical distortions were corrected using the NIRC2 distortion solution provided by the Keck observatory.

5. IMAGE ANALYSES

Since the binary is blended in our L' images, the component separation and flux ratio were calculated by fitting the data with a two-star model constructed from the PSF of the nearby standard using Levenberg–Marquardt minimization. We find the components have $\Delta L' = 0.73 \pm 0.01$ and are separated by 6.046 ± 0.014 pixels. We converted the measured separation in pixels to mas using the LMIRcam plate scale of 10.707 ± 0.012 mas pix^{-1} from Maire et al. (2015) to arrive at an angular separation of 64.7 ± 0.2 mas. We calculate the magnitude of the primary using $m_1 = m_{12} + 2.5 \cdot \log_{10}(1 + 10^{-\Delta m/2.5})$, where m_1 is the primary magnitude, m_{12} is the unresolved, integrated magnitude of both components, and Δm is the measured magnitude difference. Since no calibrated L' photometry is available for NO UMa, we estimate the component photometry using the *WISE* W1 magnitude of the system as an approximation for m_{12} in the previous equation. The secondary magnitude, m_2 , is then

¹⁶ Program ID K319N2, PI Armandoff.

calculated from $\Delta L'$ and m_1 . The approximate L' -band system photometry is provided in Table 1.

We detected no additional companions in the LMIRcam field of view. Since the binary was partially resolved in our L' images, we did not perform a full deep imaging sequence to search for planetary mass companions. However, our short integrations were sensitive to circumbinary tertiary companions with $\Delta L' = 5$ mag at separations $>0''.5$. At the ~ 500 Myr age of the system (see Section 7.2), this magnitude ratio and angular separation correspond to companion masses $M \gtrsim 0.1 M_\odot$ (Baraffe et al. 1998) at projected separations $\gtrsim 13$ AU.

Issues with the PSF calibrator in the H and K_s bands did not permit analysis of those images using the same fitting routine employed for the L' data. We modified the procedure to allow the PSF to vary as an additional free parameter in the fit minimization. The modified procedure resulted in a best-fit magnitude difference and pixel separation in the K_s band of $\Delta K_s = 0.71 \pm 0.02$ mag and 8.051 ± 0.019 pixels, respectively. In the H band, the new method provides $\Delta H = 0.69 \pm 0.06$ and a separation of 8.02 ± 0.16 pixels. The larger uncertainties in the H band are a result of a poorer fit and larger residuals in the minimization. We conservatively adopt flux ratio and separation errors of 5% and 2% in this band. We used the LMIRcam plate scale to calculate an H -band angular separation of 85.9 ± 1.7 mas. When calculating the K_s -band separation in the same way, we find that it does not overlap with the H -band separation within 1σ uncertainties. To compensate, we add the difference between the nominal H and K_s separations in quadrature to the measured K_s uncertainty as an extra systematic error to arrive at a final K_s angular separation of 86.2 ± 0.4 mas. Following the same procedure described for the L' data, we used the unresolved Two Micron All-Sky Survey (2MASS, Cutri et al. 2003) H - and K_s -band photometry and the measured magnitude differences to calculate the H and K_s component photometry. These near-IR magnitudes are listed in Table 1.

Since LMIRcam has no derotator, the L' , H , and K_s images must be re-oriented with true North. We corrected the measured position angles from our binary fitting routine using the detector orientation of $-0^\circ.430 \pm 0^\circ.076$ east of north derived from images of the Θ^1 Ori C field in Maire et al. (2015). Each reduced, combined image was also corrected for the median parallactic angle during the image sequence to align with sky coordinates. We adopt position angle errors for the final images that reflect the full range of parallactic angles during each image sequence (a maximum of $1^\circ.8$ for the H and K_s observations, see Table 3).

We do not use the K_p -band photometry from the archival Keck/NIRC2 images due to the use of the translucent coronagraphic mask in those observations. We measured the angular separation and position angle of the secondary in each of the eight reduced images from their DS9 WCS coordinates. The mean and standard deviation of each parameter was calculated and each are provided in Table 3.

6. ORBIT ANALYSIS

To determine the orbit of NO UMa, we follow standard binary orbit formalism (see the Appendix) using the methods presented in Esposito et al. (2013). In short, initial guesses of P , T_0 , e , K_1 , K_2 , and γ are made that are compatible with the observed data and correlations between orbital parameters.

Then, a simultaneous astrometric and spectroscopic best-fit orbit solution is solved using Levenberg–Marquardt least-squares minimization. We tested ranges of initial guesses to investigate the effect on the resulting fit parameters. Due to the good coverage of both our astrometric and spectroscopic data over different phases of the orbit, we found that choices of initial guess comparable to previous estimates have no significant effect on the results of the fits. The measured t , x , and y inputs to the orbit analysis include those from our three LBTI/LMIRcam images, the Keck/NIRC2 image, and the six speckle interferometry measurements from Balega et al. (2013).¹⁷ The measured astrometry is provided in Table 3. The measured v_1 and v_2 values used in the fit are the STELLA-I/SES observations from Strassmeier et al. (2012) described in Section 3. When exploring this RV data, we found that in a spectroscopic only fit, the measured RV errors resulted in correlated fit residuals for the primary and secondary that had standard deviations of ~ 0.1 and ~ 0.2 km s⁻¹, respectively. These SES systematics were previously investigated by Weber & Strassmeier (2011, see their Figure 1) and are likely instrumental or calibration effects. To compensate for this underestimation of the true uncertainty, we added in quadrature the standard deviation of the residuals from each of the fits back into the measured errors of each component as an additional error term.

We present our best-fit orbital elements in the first column of Table 2 in comparison to the previous best estimates. The 1σ uncertainties in the elements were estimated using MC methods where we drew 10^3 random trials of the astrometric measurements from Gaussian error distributions around the nominal values and repeated the minimization procedure. Our independent estimates of the orbital parameters are consistent within 3σ with those previously reported using both astrometric and spectroscopic data. Our constraints match well with those derived by Arenou et al. (2000) and Strassmeier et al. (2012). Our more precise astrometric measurements allow us to place much tighter constraints on each of the orbital elements when compared to the Arenou et al. (2000) solution. Figure 3 shows our best-fit orbit compared to the observed astrometric data.

We used our best-fit orbital elements to derive the NO UMa component masses following Equations (11) and (12). Propagating the associated uncertainties, we calculate $M_1 = 0.83 \pm 0.02 M_\odot$ and $M_2 = 0.64 \pm 0.02 M_\odot$, respectively. We then combined the masses to find $M_{\text{tot}} = 1.47 \pm 0.03 M_\odot$. Our primary and secondary mass estimates are consistent with those of previous studies but with much smaller relative errors of $\sim 2\%$ and $\sim 3\%$, respectively. We combined the inclination from our fit with the RV only mass constraints from Strassmeier et al. (2012) and found system and component masses in agreement with our estimates at better than 1σ . We also derived a new distance to the system, $d = 25.87 \pm 0.02$ pc, slightly farther than the *Hipparcos* measurement of 25.10 ± 0.67 pc (van Leeuwen 2007), but consistent within $\sim 1.2\sigma$.

7. DISCUSSION

7.1. Physical Properties of NO UMa A and B

To estimate the physical properties of NO UMa A and B, we use our measured values of K_s and distance and M_* and

¹⁷ The position angles of five of the six speckle interferometry points were rotated by 180° to converge on an orbital solution (see Table 3).

Table 2
Summary of NO UMa Orbital Properties

	This Work	Arenou et al. (2000)	Strassmeier et al. (2012)	Halbwachs et al. (2003)	Goldin & Makarov (2007)
Period P (days)	1278.17 ± 0.39	1284.37 ± 2.25	1274.70 ± 0.86	1284.4	1366^{+199}_{-127}
Date of Periastron T_0 (days)	2456490.9 ± 0.3^b	2447512.91 ± 6.50^a	2455213.63 ± 0.2^b	...	$171^{+564}_{-104}{}^c$
Semimajor axis a (mas)	101.4 ± 0.1	46.9 ± 2.2	$39.3 \pm 0.9/\sin i$...	$35.2^{+4.8}_{-3.2}$
Eccentricity e	0.508 ± 0.001	0.507 ± 0.015	0.5071 ± 0.0006	0.50	$0.63^{+0.09}_{-0.07}$
Inclination i ($^\circ$)	58.7 ± 0.4	60.1 ± 3.5	61 ± 5
Argument of periastron ω ($^\circ$)	246.9 ± 0.1	248.8 ± 2.5	247.36 ± 0.13	...	63^{+12}_{-11}
PA of ascending node Ω ($^\circ$)	356.0 ± 0.3	357.2 ± 2.9	175^{+5}_{-6}
Primary semi-amp. K_1 (km s^{-1})	9.693 ± 0.016	...	9.582 ± 0.014	9.78	...
Secondary semi-amp. K_2 (km s^{-1})	12.447 ± 0.023	...	12.470 ± 0.021
Systemic velocity γ (km s^{-1})	-9.873 ± 0.007	...	-9.862 ± 0.004
System mass M_{tot} (M_\odot)	1.47 ± 0.03	1.25 ± 0.20	$0.9071 \pm 0.0025/\sin^3 i$	1.4	...
Primary mass M_1 (M_\odot)	0.83 ± 0.02	0.67 ± 0.17	$0.5130 \pm 0.0021/\sin^3 i$	0.75	...
Secondary mass M_2 (M_\odot)	0.64 ± 0.02	0.58 ± 0.10	$0.3941 \pm 0.0014/\sin^3 i$	0.65	...
Mass ratio q (M_2/M_1)	0.779 ± 0.003	0.87 ± 0.26	0.768 ± 0.004	0.86	...

Notes.

^a Julian Date.

^b Heliocentric Julian Date.

^c Days after phase = 0.

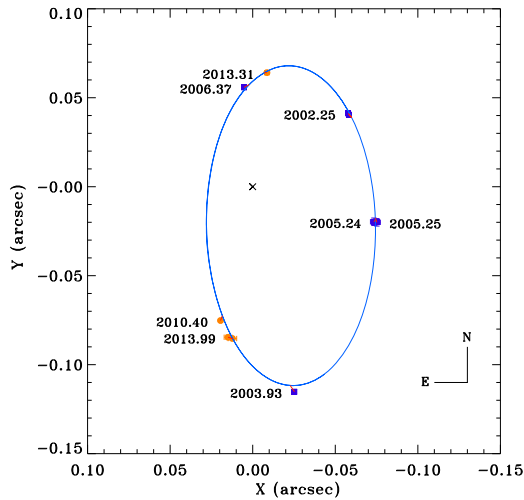


Figure 3. Best-fit orbit of NO UMa B (blue ellipse) with respect to NO UMa A (cross). The fit is compared to the relative astrometry from AO imaging (orange circles) and speckle interferometry (blue squares) measurements. Short red lines connect the data points to their expected positions along the orbit on the dates of observation. The X and Y coordinates correspond to R.A. and decl., respectively. The orbit is counter clockwise with a period of ~ 3.5 years. The error bars of some of the measurements are within the plot symbols.

interpolate within the main-sequence color-temperature conversion table of Pecaut & Mamajek (2013). To estimate the errors on our interpolated values, we employ MC techniques assuming Gaussian error distributions. The final values and their errors are the medians and dispersions of the interpolated distributions.

We combine the measured K_s magnitude of NO UMa A and the distance to the system to find an absolute K_s -band magnitude $M_{K_s} = 4.06 \pm 0.03$. We use this measurement to estimate a SpTy and effective temperature of $K2.0 \text{ V} \pm 0.5$ and $T_{\text{eff}} = 5010 \pm 50 \text{ K}$, respectively. For NO UMa B, we estimate a SpTy of $K6.5 \text{ V} \pm 0.5$ and $T_{\text{eff}} = 4140 \pm 30 \text{ K}$ from

Table 3
Astrometry for NO UMa

UT Date (YYYY MM DD)	Band	ρ (mas)	PA ($^\circ$)	O-C $_{X,Y}$ (mas)
6 m BTA/Speckle Interferometry				
2002 Apr 03	$\lambda 545^a$	71 ± 2	305.5 ± 1.0^b	2.1, 2.3
2002 Apr 03	$\lambda 750^a$	71 ± 2	304.8 ± 1.4^b	1.6, 1.6
2003 Dec 04	$\lambda 800^a$	118 ± 2	192.4 ± 1.4^b	-2.6, -3.5
2005 Dec 27	$\lambda 545^a$	76 ± 3	255.0 ± 1.7^b	0.9, -1.0
2005 Mar 31	$\lambda 800^a$	78 ± 3	254.5 ± 2.1^b	-1.0, -2.5
2006 May 17	$\lambda 545^a$	56 ± 2	5.3 ± 1.4	3.1, -1.7
Keck/NIRC2				
27/05/2010	K_p	77.7 ± 0.7	165.5 ± 0.3	1.1, -2.8
LBT/LMIRcam				
22/04/2013	L'	64.7 ± 0.2	352.4 ± 1.3	-1.4, -0.1
26/12/2013	H	85.9 ± 1.7	170.0 ± 1.8	2.8, 0.7
26/12/2013	K_s	86.2 ± 0.4	171.8 ± 1.8	0.2, 0.1

Notes.

^a Central wavelength in nm of the filter used during the observation.

^b PA measurement from Balega et al. (2013) rotated by 180° to be consistent with previously estimated orbit parameters.

$M_{K_s} = 4.77 \pm 0.04$. Using the measured masses of the A and B components, we estimate parameters in the same way and find values that are consistent with those estimated from M_{K_s} but with larger uncertainties. The SpTy and effective temperature estimates using M_{K_s} and the masses are also consistent with the integrated SpTy of the system. Using the more precise M_{K_s} temperature estimates, our T_{eff} of NO UMa A is consistent with the previous estimate from Strassmeier et al. (2012) but our T_{eff} for the B component is $\sim 750 \text{ K}$ cooler. This can likely be attributed to their use of a blended spectrum to

estimate the temperature of each component rather than resolved measurements.

We also used our measured M_K values to estimate component luminosities. Interpolating from the Pecaut & Mamajek (2013) table, we estimate $\log(L/L_\odot) = -0.49 \pm 0.03$ for NO UMa A and $\log(L/L_\odot) = -0.97 \pm 0.02$ for NO UMa B. These luminosities and the other physical parameters of the components estimated using M_K are compiled in Table 1.

7.2. NO UMa and the UMaG

References to a group of stars sharing similar kinematics in and around the constellation Ursa Major date back nearly 150 years (e.g., Proctor 1869). A full history of the associated literature is beyond the scope of this paper but we do summarize some of the modern studies of the UMaG and evaluate NO UMa's membership in it using our new data.

A detailed, early study of the UMaG was presented by Roman (1949) who investigated the kinematics of all proposed members at that time. We point the interested reader to her exhaustive summary of previous works related to the group. Roman's analysis revealed a compact nucleus of 14 stars surrounded by a larger stream extending to radii of ~ 100 pc. This early list already included NO UMa (listed as HD 109011) as a nuclear member of the group. The work of Soderblom & Mayor (1993) used chromospheric activity (as traced by Ca II H & K) and improved kinematic measurements to identify a list of 43 UMaG members.

The most recent comprehensive studies of the group include those of King et al. (2003), King & Schuler (2005), and Ammler-von Eiff & Guenther (2009). King et al. (2003) sought to reinvestigate previously proposed members with new astrometric, photometric, and spectroscopic data. From an input list of ~ 220 proposed UMaG candidates, they identify 57 probable and possible members that are well defined in kinematic and color–magnitude space. Their results confirmed NO UMa as a bona-fide member of the UMaG nucleus. Comparison of evolution models to the empirical color–magnitude diagram (CMD) of their refined membership lists suggested an age of 500 ± 100 Myr for the group. The follow-up paper of King & Schuler (2005) examined activity, Li depletion, and abundances in members and affirms that the UMaG has approximately solar metallicity and its age overlaps with the Hyades and Coma Ber clusters within measurement and model uncertainties. Ammler-von Eiff & Guenther (2009) present a similar study and reach similar conclusions. Tabernero et al. (2014) perform a detailed chemical tagging study of candidate FGK type members of the UMaG and find 29 stars with similar chemical compositions and $[\text{Fe}/\text{H}] = 0.03 \pm 0.07$ dex. Using a Bayesian framework, Brandt & Huang (2015) compared reliable, main-sequence-turn-off, members of the UMaG to modern evolution models that include the effects of stellar rotation and affirmed the ~ 500 Myr age of the group. Additional UMaG members are still being proposed, such as the candidate M dwarf members with measured parallaxes in Shkolnik et al. (2012), Riedel et al. (2014) and Bowler et al. (2015).

Mamajek et al. (2010) present a comprehensive analysis of the UMaG's nuclear membership and kinematics using updated parallaxes from the *Hipparcos* re-reduction of van Leeuwen (2007). Here we re-evaluate the kinematics of NO UMa using the photocentric motion corrected proper motions from Arenou et al. (2000) and the new systemic RV and distance from our

orbit fit. We calculate Cartesian Galactic velocities and positions, $UVWXYZ$, using the methods outlined by Johnson & Soderblom (1987) updated for J2000.0 coordinates.¹⁸ We calculate $UVW_{\text{NO UMa}} = (14.19, 3.08, -7.70) \pm (0.14, 0.07, 0.14)$ km s⁻¹ and $XYZ_{\text{NO UMa}} = (-7.70, 9.51, 22.79) \pm (0.01, 0.01, 0.01)$ pc. Our updated calculation of $UVW_{\text{NO UMa}}$ is a close match to the UMaG nucleus mean velocity of $UVW_{\text{UMaG}} = (15.0, 2.8, -8.1) \pm (0.4, 0.7, 1.0)$ km s⁻¹ (Mamajek et al. 2010). When compared to the velocities calculated using the *Hipparcos* proper motions and parallax (van Leeuwen 2007) and the mean system RV from Gontcharov 2006, $UVW_{\text{Hip}} = (15.9, -1.2, -9.9) \pm (0.2, 0.3, 0.4)$ km s⁻¹, the revised velocities are much improved.

Figure 4 shows projections of the six-dimensional Galactic kinematics of proposed nuclear and stream UMaG members from King et al. (2003) compared to our new estimates of NO UMa's kinematics and those calculated using previously available data. The new kinematic estimates place NO UMa firmly in the tight UVW distribution of the UMaG nucleus where previously available data placed it as a $\gtrsim 3\sigma$ outlier in U , V , and W . Mamajek et al. (2010) found that all the kinematic outliers in the UMaG nucleus were proposed binaries and suggested that their larger peculiar velocities may be attributed to binary motion. These results indicate that this hypothesis was true at least in the case of NO UMa. Our revised kinematics and the numerous age indicators described in Section 3 reinforce NO UMa's status as a bona-fide member of the UMaG nucleus.

7.3. Model Comparisons

Both components of the NO UMa system are expected to have settled onto the main sequence at the 500 Myr age of the UMa group and large deviations from model predictions are not expected. However, comparison of our measured masses to model estimates can provide insight into the scatter between the models and reveal any discrepancies between the measurements and model predictions. To explore these possibilities, we use our luminosities to estimate component masses from five sets of stellar evolution models at an age of 500 Myr. From the models of Bertelli et al. (2008, Padova models), Dotter et al. (2008, Dartmouth models), Bressan et al. (2012, PARSEC models), Ekström et al. (2012, Geneva models), and Baraffe et al. (2015, BHAC models) with approximately solar abundances, we interpolate the masses and their uncertainties using MC methods and compare directly to our constraints. The model derived masses and model abundances are provided in Table 4.

Figure 5 shows our measured masses compared to the predicted masses from the five sets of models. Each of the model derived masses match our measurements within the 1σ uncertainties for each component. There is very little scatter between the masses estimated from each set of models. The small observed scatter can be attributed to differences in abundances and input physics. These comparisons indicate that modern stellar evolution models reproduce well the measured masses of intermediate-age K-type stars.

¹⁸ We define U and X positive toward the Galactic center, V and Y positive in the direction of solar motion around the galaxy, and W and Z positive toward the north Galactic pole. In this coordinate system, the Sun lies at the origin.

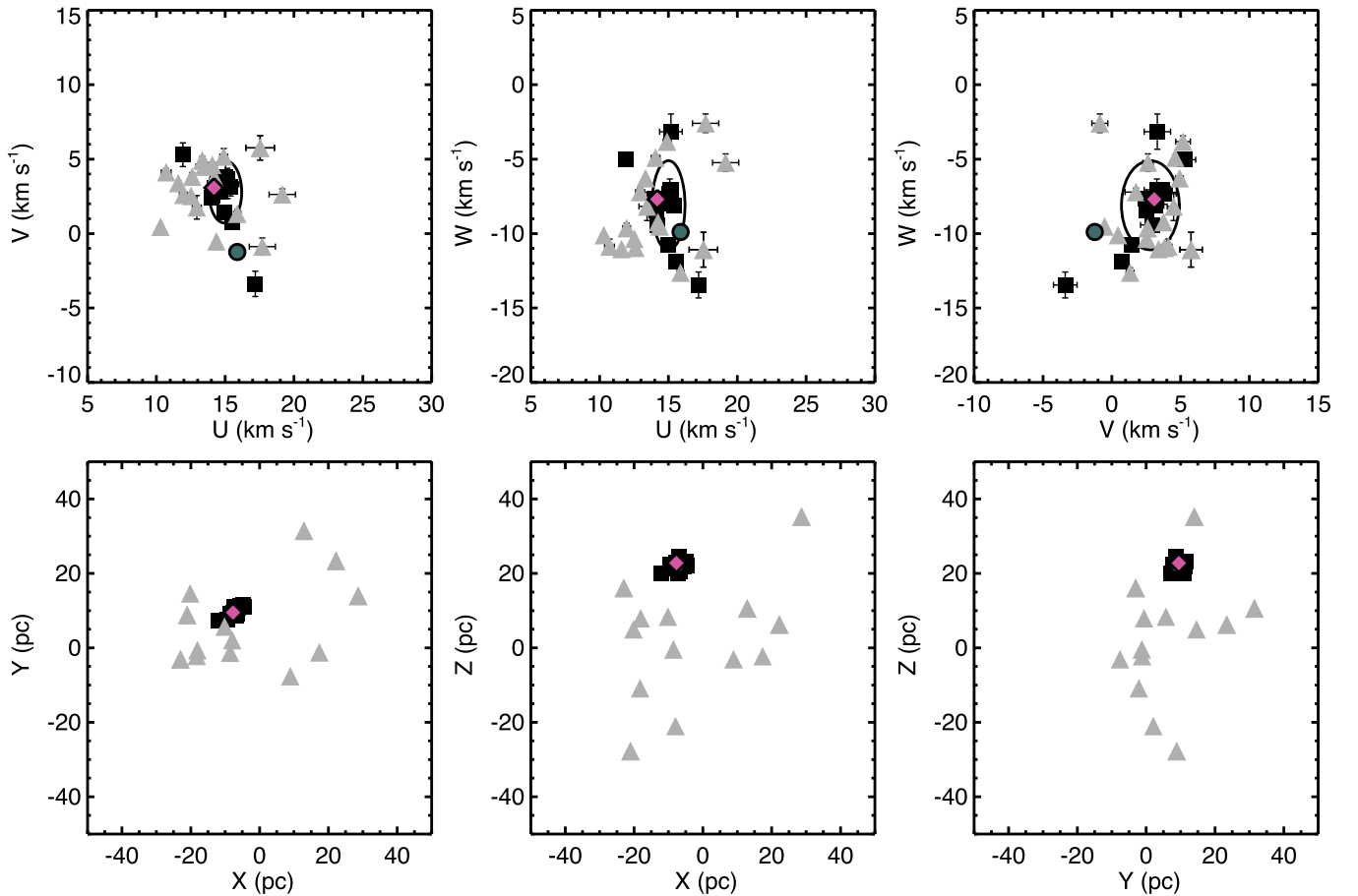


Figure 4. Projections of the six-dimensional Galactic kinematics of the Ursa Major moving group (UMaG) compared to previous (teal circle) and revised (pink diamond) kinematics of NO UMa. Proposed nuclear (black squares) and stream (gray triangles) members are taken from the list of King et al. (2003). (Top) Projections in UVW Galactic velocity. The black ellipse designates the 3σ dispersion of the average UMaG nucleus velocities from Mamajek et al. (2010). Our revised NO UMa UVW velocities place it firmly in the UMaG nucleus. (Bottom) Projections of the XYZ Galactic positions. NO UMa and other UMaG nucleus members occupy a very small volume of space, only $\sim 10 \text{ pc}^3$, and are surrounded by more distant kinematic stream members.

Table 4
Model Component Mass Estimates

Model	Primary Mass (M_{\odot})	Secondary Mass (M_{\odot})
Bertelli et al. (2008) ($Z = 0.017$, $Y = 0.27$)	0.83 ± 0.01	0.65 ± 0.01
Dotter et al. (2008) ($Z = 0.019$, $Y = 0.27$)	0.85 ± 0.01	0.66 ± 0.01
Bressan et al. (2012) ($Z = 0.017$, $Y = 0.28$)	0.83 ± 0.01	0.66 ± 0.01
Ekström et al. (2012) ($Z = 0.014$, $Y = 0.27$)	0.84 ± 0.01	0.64 ± 0.01
Baraffe et al. (2015) ($Z = 0.015$, $Y = 0.27$)	0.85 ± 0.01	0.67 ± 0.01

Note. Z = metallicity, Y = He fraction.

8. CONCLUSIONS

Multi-epoch, infrared, AO imaging with LBTI/LMIRcam during the LEECH exoplanet imaging survey resolved the components of the known spectroscopic binary NO UMa at separations $< 0''.09$. The binary exhibited about 180° of orbital motion over the ~ 7 months spanning our images. We combined astrometry from our data with archival AO observations, published speckle interferometry measurements,

and published velocity curves and performed a simultaneous astrometric/spectroscopic orbit fit using minimization techniques. The complete set of estimated orbital parameters from our fit are consistent with previous determinations that used data covering a smaller portion of the orbit and lead to significant improvements in precision. We estimated component masses of $0.83 \pm 0.02 M_{\odot}$ and $0.64 \pm 0.02 M_{\odot}$ for the primary and secondary, respectively. Our resolved, near-IR photometry, combined with a new system distance and empirical relations, revealed a $K2.0 V \pm 0.5$ primary and $K6.5 V \pm 0.5$ secondary. The distance and systemic velocity from our orbit fit was combined with binary motion corrected proper motions from the literature to revise the Galactic kinematics of NO UMa. We find that our kinematic estimates, that take binarity into account, are much improved over previous estimates that do not. This result suggests additional proposed binary UMaG members with large peculiar velocities can be reconciled if their kinematics are corrected for binary motion and strengthens NO UMa's status as a nuclear member of the 500 ± 100 Myr old UMaG. We compared our measured component masses to model estimates from five sets of modern stellar evolution models at the nominal age of the system and found excellent agreement between the measured and model masses with little scatter between the models. NO UMa joins the short list of bright, nearby, short period binaries with known ages and fully characterized orbits. It is thus a late-type,

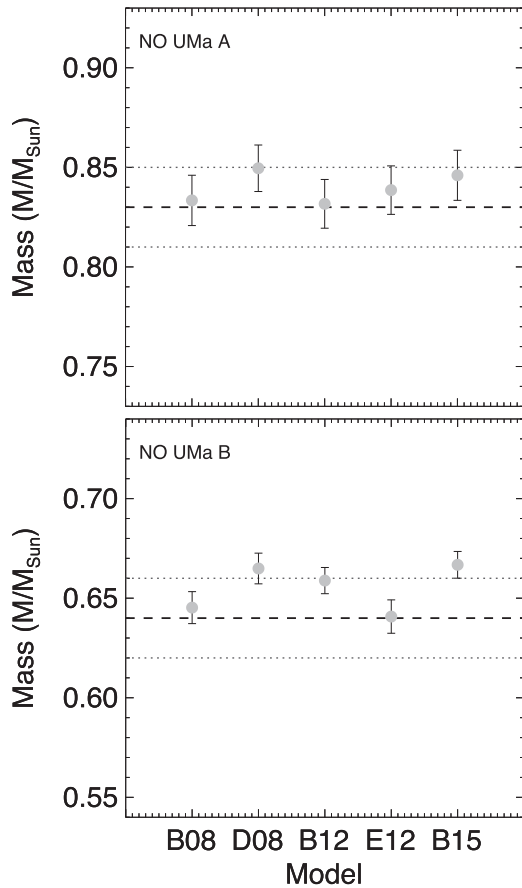


Figure 5. Measured masses (dashed) and uncertainties (dotted) of NO UMa A (top) and B (bottom) compared to estimated masses from five sets of stellar evolution models (filled circles) at an age of 500 Myr: (Bertelli et al. 2008, B08), (Dotter et al. 2008, D08), (Bressan et al. 2012, B12), (Ekström et al. 2012, E12), and (Baraffe et al. 2015, B15). The model estimated masses match our orbit derived masses well within the uncertainties and there is little scatter between the models.

mass and age benchmark. In addition to NO UMa, several other similar binaries have been resolved during LEECH observations and astrometric monitoring continues.

We thank the anonymous referee for their constructive review that improved the quality of this manuscript. We thank the LBTI/LMIRcam instrument team for providing support during LEECH observations. A portion of the research of J.E.S. was supported by an appointment to the NASA Postdoctoral Program at NASA Ames Research Center, administered by Oak Ridge Associated Universities through a contract with NASA. Support for A.J.S. was provided by the National Aeronautics and Space Administration through Hubble Fellowship grant *HST*-HF2-51349 awarded by the Space Telescope Science Institute, which is operated by the Association of Universities for Research in Astronomy, Inc., for NASA, under contract NAS 5-26555. A.-L.M. and S.D. acknowledge support from the “Progetti Premiali” funding scheme of the Italian Ministry of Education, University, and Research. E.B. is supported by the Swiss National Science Foundation (SNSF). LEECH is funded by the NASA Origins of Solar Systems Program, grant NNX13AJ17G. The Large Binocular Telescope Interferometer is funded by NASA as part of its Exoplanet Exploration program. LMIRcam is funded by the National Science Foundation through grant NSF AST-0705296.

STELLA was made possible by funding through the State of Brandenburg (MWFK) and the German Federal Ministry of Education and Research (BMBF). The facility is a collaboration of the AIP in Brandenburg with the IAC in Tenerife. This research has made use of the SIMBAD database, operated at CDS, Strasbourg, France. This publication makes use of data products from the Wide-field Infrared Survey Explorer, which is a joint project of the University of California, Los Angeles, and the Jet Propulsion Laboratory/California Institute of Technology, funded by the National Aeronautics and Space Administration. This publication makes use of data products from the Two Micron All Sky Survey, which is a joint project of the University of Massachusetts and the Infrared Processing and Analysis Center/California Institute of Technology, funded by the National Aeronautics and Space Administration and the National Science Foundation. This research has made use of the Keck Observatory Archive (KOA), which is operated by the W. M. Keck Observatory and the NASA Exoplanet Science Institute (NExSci), under contract with the National Aeronautics and Space Administration.

Facilities: LBT(LBTI/LMIRcam)

APPENDIX ORBIT FIT FORMALISM

In an astrometric (visual) binary system, the motion of the secondary relative to the primary is described by seven parameters called the Campbell elements: orbital period P , time of periastron passage T_0 , semimajor axis a , eccentricity e , inclination i , argument of periastron ω , and the position angle of the ascending node Ω . If there exists a set of binary observations consisting of the time of observation t and the relative coordinates of the secondary with respect to the primary x , y ; and P , T_0 , and e are known, the remaining geometric elements of the orbit can be determined via minimization techniques through the Thiele-Innes elements: A , B , F , and G (Hartkopf et al. 1989; Lucy 2013; Wöllert et al. 2014). This is possible because the Thiele-Innes elements are dependent on the orbital parameters:

$$A = a (\cos \omega \cos \Omega - \sin \omega \sin \Omega \cos i) \quad (1)$$

$$B = a (\cos \omega \sin \Omega + \sin \omega \cos \Omega \cos i) \quad (2)$$

$$F = a (-\sin \omega \cos \Omega - \cos \omega \sin \Omega \cos i) \quad (3)$$

$$G = a (-\sin \omega \sin \Omega + \cos \omega \cos \Omega \cos i). \quad (4)$$

In practice, P , T_0 , and e are not typically known a priori. Thus, grid search techniques (Hartkopf et al. 1989; Schaefer et al. 2006) or MC methods (Esposito et al. 2013) are used to explore the parameter space and determine initial guesses that are compatible with the observations. Then, for every set of P , T_0 , and e , the eccentric anomaly E is given by *Kepler's* equation,

$$E - e \sin E = \frac{2\pi}{P}(t - T_0), \quad (5)$$

and x and y at time t are dependent on the Thiele-Innes elements, E , and e ,

$$x = A \cdot X + F \cdot Y \quad (6)$$

$$y = B \cdot X + G \cdot Y, \quad (7)$$

where $X = \cos E - e$ and $Y = \sqrt{1 - e^2} \cdot \sin E$. Determination of the geometric orbit parameters from the Thiele-Innes elements is then a problem of fitting a linear model to the

observed data, minimizing the residuals between the model and observed t , x , and y , and solving the system of Thiele-Innes equations.

In a double-lined spectroscopic binary, velocity measurements of each component can independently yield P , T_0 , e , and ω . The inclusion of these data also adds three additional orbital parameters; the velocity semi-amplitudes of the primary and secondary, K_1 and K_2 , respectively, and the systemic velocity γ . The measured velocities of each component, v_1 and v_2 , are given by

$$v_1 = +K_1[e \cos \omega + \cos(\nu + \omega)] + \gamma \quad (8)$$

$$v_2 = -K_2[e \cos \omega + \cos(\nu + \omega)] + \gamma, \quad (9)$$

where the true anomaly ν can be calculated from the the orbital elements following,

$$\tan \frac{\nu}{2} = \sqrt{\frac{1+e}{1-e}} \tan \frac{E}{2}. \quad (10)$$

Thus, the addition of spectroscopic velocity data and a simultaneous astrometric/spectroscopic orbit fit allows determination of all 10 orbital elements (P , T_0 , e , a , i , ω , Ω , K_1 , K_2 , γ) and a full orbit solution (Schaefer et al. 2008). The resulting astrometric and spectroscopic orbital parameters provide the masses of the primary and secondary

$$M_1 = \frac{1.036 \times 10^{-7} (K_1 + K_2)^2 K_2 P (1 - e^2)^{3/2}}{\sin^3 i} \quad (11)$$

$$M_2 = \frac{1.036 \times 10^{-7} (K_1 + K_2)^2 K_1 P (1 - e^2)^{3/2}}{\sin^3 i}, \quad (12)$$

and the distance to the system

$$d = \frac{9.189 \times 10^{-5} (K_1 + K_2) P (1 - e^2)^{1/2}}{a \sin i}, \quad (13)$$

where K_1 and K_2 are in km s^{-1} , P is in days, and a is in arcseconds and M_1 and M_2 are in M_\odot and d is in pc (Schaefer et al. 2008).

REFERENCES

- Allende Prieto, C. 2004, *AN*, **325**, 604
 Ammler-von Eiff, M., & Guenther, E. W. 2009, *A&A*, **508**, 677
 Arenou, F., Halbwachs, J.-L., Mayor, M., Palasi, J., & Udry, S. 2000, in IAU Symp. 200, The Formation of Binary Stars, ed. B. Reipurth & H. Zinnecker (San Francisco, CA: ASP), 135
 Bailey, V. P., Hinz, P. M., Puglisi, A. T., et al. 2014, *Proc. SPIE*, 9148, 3
 Balega, I. I., Balega, Y. Y., Gasanova, L. T., et al. 2013, *AstBu*, **68**, 53
 Baraffe, I., Chabrier, G., Allard, F., & Hauschildt, P. H. 1998, *A&A*, **337**, 403
 Baraffe, I., Homeier, D., Allard, F., & Chabrier, G. 2015, *A&A*, **577**, A42
 Baranne, A., Mayor, M., & Poncet, J. L. 1979, *VA*, **23**, 279
 Beckers, J. M. 1993, *ARA&A*, **31**, 13
 Bertelli, G., Girardi, L., Marigo, P., & Nasi, E. 2008, *A&A*, **484**, 815
 Beuzit, J.-L., Feldt, M., Dohlen, K., et al. 2008, *Proc. SPIE*, 7014, 18
 Bonnefoy, M., Currie, T., Marleau, G.-D., et al. 2014, *A&A*, **562**, A111
 Bowler, B. P., Liu, M. C., Shkolnik, E. L., & Tamura, M. 2015, *ApJS*, **216**, 7
 Brandt, T. D., & Huang, C. X. 2015, arXiv:1501.04404
 Bressan, A., Marigo, P., Girardi, L., et al. 2012, *MNRAS*, **427**, 127
 Burrows, A., Marley, M., Hubbard, W. B., et al. 1997, *ApJ*, **491**, 856
 Cutri, R. M., Skrutskie, M. F., van Dyk, S., et al. 2003, 2MASS All Sky Catalog of Point Sources
 Cutri, R. M., et al. 2013, *yCat*, **2328**, 0
 Delorme, P., Gagné, J., Girard, J. H., et al. 2013, *A&A*, **553**, L5
 Dotter, A., Chaboyer, B., Jevremović, D., et al. 2008, *ApJS*, **178**, 89
 Duchêne, G., & Kraus, A. 2013, *ARA&A*, **51**, 269
 Duquennoy, A., Mayor, M., & Halbwachs, J.-L. 1991, *A&AS*, **88**, 281
 Dutrey, A., di Folco, E., Guilloteau, S., et al. 2014, *Natur*, **514**, 600
 Ekström, S., Georgy, C., Eggenberger, P., et al. 2012, *A&A*, **537**, A146
 Esposito, S., Riccardi, A., Pinna, E., et al. 2011, *Proc. SPIE*, **8149**, 814902
 Esposito, S., Riccardi, A., Quirós-Pacheco, F., et al. 2010, *ApOpt*, **49**, G174
 Esposito, S., Mesa, D., Skemer, A., et al. 2013, *A&A*, **549**, A52
 Goldin, A., & Makarov, V. V. 2007, *ApJS*, **173**, 137
 Gontcharov, G. A. 2006, *AstL*, **32**, 759
 Halbwachs, J., Arenou, F., Mayor, M., & Udry, S. 2000, in IAU Symp. 200, The Formation of Binary Stars, ed. B. Reipurth & H. Zinnecker (San Francisco, CA: ASP), 132
 Halbwachs, J. L., Mayor, M., Udry, S., & Arenou, F. 2003, *A&A*, **397**, 159
 Hartkopf, W. I., McAlister, H. A., & Franz, O. G. 1989, *AJ*, **98**, 1014
 Heinze, A. N., & Hinz, P. M. 2005, *AJ*, **130**, 1929
 Hinkley, S., Oppenheimer, B. R., Zimmerman, N., et al. 2011, *PASP*, **123**, 74
 Hinz, P. M., Bippert-Plymate, T., Breuninger, A., et al. 2008, *Proc. SPIE*, **7013**, 28
 Høg, E., Fabricius, C., Makarov, V. V., et al. 2000, *A&A*, **355**, L27
 Johnson, D. R. H., & Soderblom, D. R. 1987, *AJ*, **93**, 864
 Johnson, H. L., & Morgan, W. W. 1953, *ApJ*, **117**, 313
 Jovanovic, M., Weber, M., & Allende Prieto, C. 2013, *POBeo*, **92**, 169
 King, J. R., & Schuler, S. C. 2005, *PASP*, **117**, 911
 King, J. R., Villareal, A. R., Soderblom, D. R., Gulliver, A. F., & Adelman, S. J. 2003, *AJ*, **125**, 980
 Kley, W., & Haghighipour, N. 2014, *A&A*, **564**, A72
 Kraus, A. L., Ireland, M. J., Cieza, L. A., et al. 2014, *ApJ*, **781**, 20
 Leisenring, J. M., Skrutskie, M. F., Hinz, P. M., et al. 2012, *Proc. SPIE*, **8446**, 84464F
 Lucy, L. B. 2013, *A&A*, **551**, A47
 Macintosh, B. A., Graham, J. R., Palmer, D. W., et al. 2008, *Proc. SPIE*, **7015**, 18
 Maire, A.-L., Skemer, A. J., Hinz, P. M., et al. 2015, *A&A*, **576**, A133
 Mamajek, E. E., & Hillenbrand, L. A. 2008, *ApJ*, **687**, 1264
 Mamajek, E. E., Kenworthy, M. A., Hinz, P. M., & Meyer, M. R. 2010, *AJ*, **139**, 919
 Marleau, G.-D., & Cumming, A. 2014, *MNRAS*, **437**, 1378
 Mayor, M., Duquennoy, A., Halbwachs, J.-L., & Mermilliod, J.-C. 1992, in ASP Conf. Ser. 32, IAU Coll. 135: Complementary Approaches to Double and Multiple Star Research, ed. H. A. McAlister & W. I. Hartkopf (San Francisco, CA: ASP), 73
 Mermilliod, J.-C., & Mermilliod, M. 1994, Catalogue of Mean *UBV* Data on Stars
 Pecaut, M. J., & Mamajek, E. E. 2013, *ApJS*, **208**, 9
 Perryman, M. A. C., Lindgren, L., Kovalevsky, J., et al. 1997, *A&A*, **323**, L49
 Proctor, R. A. 1869, *RSPS*, **18**, 169
 Raghavan, D., McAlister, H. A., Henry, T. J., et al. 2010, *ApJS*, **190**, 1
 Rapson, V. A., Kastner, J. H., Andrews, S. M., et al. 2015, *ApJL*, **803**, L10
 Riccardi, A., Xompero, M., Briguglio, R., et al. 2010, *Proc. SPIE*, **7736**, 7736
 Riedel, A. R., Finch, C. T., Henry, T. J., et al. 2014, *AJ*, **147**, 85
 Roman, N. G. 1949, *ApJ*, **110**, 205
 Schaefer, G. H., Simon, M., Beck, T. L., Nelan, E., & Prato, L. 2006, *AJ*, **132**, 2618
 Schaefer, G. H., Simon, M., Prato, L., & Barman, T. 2008, *AJ*, **135**, 1659
 Schlieder, J. E., Bonnefoy, M., Herbst, T. M., et al. 2014, *ApJ*, **783**, 27
 Shkolnik, E. L., Anglada-Escudé, G., Liu, M. C., et al. 2012, *ApJ*, **758**, 56
 Skemer, A. J., Hinz, P., Esposito, S., et al. 2014a, *Proc. SPIE*, 9148, 0
 Skemer, A. J., Hinz, P. M., Esposito, S., et al. 2012, *ApJ*, **753**, 14
 Skemer, A. J., Marley, M. S., Hinz, P. M., et al. 2014b, *ApJ*, **792**, 17
 Skrutskie, M. F., Jones, T., Hinz, P., et al. 2010, *Proc. SPIE*, **7735**, 77353H
 Soderblom, D. R., & Mayor, M. 1993, *AJ*, **105**, 226
 Spiegel, D. S., & Burrows, A. 2012, *ApJ*, **745**, 174
 Strassmeier, K., Washuettl, A., Granzer, T., Scheck, M., & Weber, M. 2000, *A&AS*, **142**, 275
 Strassmeier, K. G., Weber, M., Granzer, T., & Järvinen, S. 2012, *AN*, **333**, 663
 Taberner, H. M., Montes, D., Gonzalez Hernandez, J. I., & Ammler-von Eiff, M. 2014, arXiv:1409.2348
 Tang, Y.-W., Dutrey, A., Guilloteau, S., et al. 2014, *ApJ*, **793**, 10
 Thalmann, C., Desidera, S., Bonavita, M., et al. 2014, *A&A*, **572**, A91
 van Leeuwen, F. 2007, *A&A*, **474**, 653
 Weber, M., & Strassmeier, K. G. 2011, *A&A*, **531**, A89
 Welsh, W. F., Orosz, J. A., Short, D. R., et al. 2015, *ApJ*, **809**, 26
 Wizinowich, P., Acton, D. S., Shelton, C., et al. 2000, *PASP*, **112**, 315
 Wöllert, M., Brandner, W., Reffert, S., et al. 2014, *A&A*, **564**, A10
 Wright, E. L., Eisenhardt, P. R. M., Mainzer, A. K., et al. 2010, *AJ*, **140**, 1868
 Yoss, K. M. 1961, *ApJ*, **134**, 809