



Publication Year	2019
Acceptance in OA @INAF	2020-12-14T16:21:36Z
Title	Muon calibration of the ASTRI-Horn telescope: preliminary results
Authors	MINEO, TERESA; MACCARONE, MARIA CONCETTA; COMPAGNINO, ANTONIO ALESSIO; CAPALBI, Milvia; CATALANO, OSVALDO; et al.
Handle	http://hdl.handle.net/20.500.12386/28837
Journal	POS PROCEEDINGS OF SCIENCE
Number	358

Muon calibration of the ASTRI-Horn telescope: preliminary results

Teresa Mineo*, **Maria Concetta Maccarone**, **Alessio Compagnino**, **Milvia Capalbi**,
Oswaldo Catalano, **Giovanni Contino**, **Domenico Impiombato**, **Pierluca Sangiorgi**

*INAF - Istituto di Astrofisica Spaziale e Fisica Cosmica di Palermo, via U. La Malfa 153,
Palermo, Italy*

E-mail: teresa.mineo@inaf.it

Salvatore Garozzo, **Davide Marano**

INAF - Osservatorio Astrofisico di Catania, Via S.Sofia 78, Catania, Italy

Vito Conforti

INAF - Osservatorio di Astrofisica e Scienza dello Spazio, Via P. Gobetti 93/3, Bologna, Italy

for the CTA ASTRI Project[†]

ASTRI-Horn is a Small-Sized Telescope (SST) for very-high energy gamma-ray astronomy installed in Italy at the INAF "M.C. Fracastoro" observing station (Mt. Etna, Sicily). The ASTRI-Horn telescope is characterized by a dual-mirror optical system and a curved focal surface covered by SiPM sensors managed by an innovative fast front-end electronics. Dedicated studies were performed to verify the feasibility of the calibration through muons on the relatively small size of the primary mirror (~ 4 m diameter), as in the case of larger Cherenkov telescopes. A number of tests were performed using simulations of the atmospheric showers with the CORSIKA package and of the telescope response with a dedicated simulator. In this contribution we present a preliminary analysis of muon events detected by ASTRI-Horn during the regular scientific data taking performed in December 2018 and March 2019. These muon events validate the results obtained with the simulations and definitively confirm the feasibility of calibrating the ASTRI-Horn SST telescope with muons.

*36th International Cosmic Ray Conference -ICRC2019-
July 24th - August 1st, 2019
Madison, WI, U.S.A.*

*Speaker.

[†]<http://www.brera.inaf.it/~astri/wordpress>

1. Introduction

Very High Energy gamma rays ($E > 100$ GeV) are completely absorbed by the Earth's atmosphere producing showers of charged particles and the Imaging Atmospheric Cherenkov Technique (IACT) is the most sensitive method for their observation. The complex analysis for recovering the physical characteristics of gamma rays from images produced by showers on the focal plane of Cherenkov telescopes relies on the knowledge of the telescope optical throughput with a precision of a few percentage. The reconstruction of the physical and geometrical parameters of the ring-like produced by muons provides a simple method to achieve this request.

When a muon hits an IACT telescope, the Cherenkov light emitted in a narrow cone along the final part of its path is imaged as a ring or arc in the focal plane camera, depending on the muon impact point onto the optical system [1]. The position of the centre of the ring depends on the muon arrival direction respect to the telescope optics axis. The radius of the ring corresponds to the aperture of the cone (Cherenkov angle) of the order of 1.3° . The analysis of high-quality rings allows to reconstruct the muon physical parameters and to eventually extract the information useful for the calibration of the telescope optical throughput.

Muon calibration is widely used in telescopes with large collecting areas (primary mirror diameter > 10 m) [2], but in the case of a small size telescope (diameter ~ 4 m) this method presents several challenging aspects. A first application of muon calibration on small size telescope has been obtained with FACT [3], and evaluations based on simulated data for ASTRI-Horn [4] were presented in [5]. In this contribution we show, for the first time, the capability of muon calibration of ASTRI-Horn using real events.

ASTRI, a small size IACT telescope developed by the Italian National Institute for Astrophysics (INAF), and installed in Italy at the INAF "M.C. Fracastoro" observing station on the slopes of the Etna volcano, is named Horn in honor of Guido Horn d'Arturo, the Italian astronomer who first proposed the use of segmented mirrors in astronomy. The ASTRI-Horn telescope is characterized by a dual-mirror Schwarzschild-Couder optical design with a 4.3-m diameter primary mirror segmented in 18 hexagonal tiles and a monolithic 1.8-m diameter secondary mirror. The optics point spread function (PSF), defined as the 80% of the light collected from a point like source, is contained in less than one camera pixel (0.19°) over all field of view (FoV) [6]. The camera [7], whose sensors are Silicon Photomultipliers (SiPMs) organized in photon detection modules (PDMs), includes 21 units (out of 37), for a total effective FoV of 7.6° . The PDMs are lodged in a curved focal plane and managed by a fast electronics system based on an innovative peak-detector technique. The camera trigger is activated when a given number of contiguous pixels, within a PDM, presents a signal above a given threshold.

A Mini-Array composed of nine ASTRI telescopes is being developed and operated by INAF in the context of the preparatory effort for participating to CTA ¹.

The entire ASTRI-Horn system has been developed following an end-to-end approach that includes development, deployment, operation and control of structure, mirrors, camera, inner calibration system, software and hardware for control and acquisition, data reduction and analysis software, data archiving system, and the external equipment for monitoring and calibration purposes [8].

¹<https://www.cta-observatory.org>

Table 1: Observation Log of the two data sets used in the analysis

	ID 1453	ID 1660
Date (yy-mm-dd)	2018-12-7	2019-3-5
Duration	23 m	30 m
Pointing (J200)	RA = 46.133° Dec = +22.014°	RA = 83.633° Dec = +22.015°
Zenith	19° – 17°	18° – 22°
Cosmic rays rate	71 Hz	54 Hz

2. Analysed data sets

Data used for the analysis presented in this contribution are relative to the Crab observation campaign carried on by ASTRI-Horn from December 2018 to March 2019 during the telescope verification phase. They allowed us to test the sensitivity of the muon calibration to the optics degradation.

It has to be noted that during this observational campaign not all hardware components were in nominal functional state. In particular, in the primary mirror 2 (out of 18) panels were covered, resulting in a systematic decrease of the overall amount of collected Cherenkov light. In addition, because of a strong eruption of the Etna volcano on February 2019, the secondary mirror experienced a degradation of the reflectivity and all the following observations were affected by an overall loss of the optical throughput. In the camera, the high-gain (HG) channel (more suitable for muon observations) was not available for technical reasons, and only data from the low-gain (LG) channel were considered [7]. Finally, during the entire observation campaign, 1 out of the 21 PDMs was not operative and in March 2019 a second PDM was switched-off because of its high level of electronic noise. Nevertheless, the data selected for the analysis described in the following are not affected by technical problems, such as instabilities in the signals of the PDMs. They are relative to good atmospheric conditions and to similar altitude of the telescope. Table 1 shows the relevant information of the two data sets.

At the beginning of each observation, the optimal trigger configuration of the camera was evaluated with a dedicated trigger threshold scan. In both observations it resulted in 5 contiguous pixels above a threshold of 13 photoelectron equivalent (p.e.); the average data acquisition rate was of the order of 70 Hz in December and 50 Hz in March (see Table 1).

During March 2019 observation, contemporary measurements of the diffuse night sky background (NSB) were performed through the UVscope [9]. The level of the measured NSB was of the order of 7.2×10^{12} ph m⁻² s⁻¹ sr⁻¹ in the wavelengths that ASTRI is sensitive to.

Muon events were identified with preselection methods (see Sect. 3) and analyzed with a standard method (see Sect. 4)

3. Flagging candidate muon ring images

Muon ring images for the telescope calibration could be obtained through dedicated obser-

vation run under specific trigger configurations. On the other hand, and this is our purpose, such images can be directly collected during the regular scientific data-taking under the same trigger configuration used for gamma and protons. This implies the definition of a fast and efficient method to select, from all the rest, possible high-quality muon candidates.

In the case of ASTRI-Horn, two selection methods (statistical and morphological) have been studied [10] and properly updated with the final aim to be applied on-line at level of the ASTRI-Horn camera server where raw data registered by the camera are sent [11]. Both methods are fast with low computing consumption and do not need to extract those deep details which are assigned to the off-line analysis phase. Nevertheless, both methods need to be applied on images cleaned by the NSB contribution. The image data are first expressed as p.e. per pixel on which the cleaning procedure is applied.

A very suitable and fast cleaning method, that maintains the basic shape of the signal avoiding as much as possible the presence of isolated pixels (outliers), is the two-levels cut algorithm applied on each image pixel with respect to its neighbors within a 3×3 pixel window: only pixels with a signal above a given Φ_1 threshold are maintained if they have at least an adjacent pixel with signal above a certain Φ_2 threshold, and vice-versa. In our analysis, the values of 6 and 12 p.e. have been used for Φ_1 and Φ_2 , respectively. The two-level cut algorithm is then completed by the elimination of isolated outliers, if present, through a fast and iterative control of the pixels dispersion with respect to their barycenter.

Statistical approach. The statistical method is first based on the total size (p.e. content) of the pixels left after the cleaning. The resulting shape could be or not be a circle but it is always possible to define its barycentre, the average distance (*ave_dista*) between pixels and barycenter, and the root mean square (*rms_dista*) of such distance. Different threshold values applied on these parameters will allow to flag an event as possible muon candidate for calibration purposes. In the pre-selection step we flagged events as muons candidate if they present a total size less than 500 p.e. distributed with an *ave_dista* between 2 and 7 pixels, and with *rms_dista* in the interval 0.5–1.5 pixel. The outcome is that more than 80% of raw events are discarded; the remaining events are then investigated by visual inspection to be defined as "candidate muon events".

Morphological approach: the Kasa method. The peculiarity of muon events to be visualized as circular rings, closed or open, allows us to consider a morphological approach in developing a different selection procedure to flag candidate muon events. Moreover, during this early flagging step, no deep details are required about the circular ring parameters and a very simple algebraic method can then be applied. For this phase we adopted the Kasa method [12, 13] that uses a non-iterative procedure to fit a circle with the least algebraic distance to the set of data points (the pixels left after the cleaning). To evaluate the shape parameters, the coordinate of the center (xk_c, yk_c) and the radius (Rk) are computed minimizing the function ζ (standard formula for a circle) defined as:

$$\zeta = \sum_{i=1}^N ((x_i - xk_c)^2 + (y_i - yk_c)^2 - Rk^2) \quad (3.1)$$

where x_i and y_i are the image coordinates of the N pixels (points) survived after the cleaning. The algebraic distance ζ will be zero if all points lie on a circle, and it will be small if the points lie close to a circle.

To obtain a set of candidate muon events for the calibration purposes, we have to apply some selection criteria. First of all, the ring images with small reconstructed Kasa radius Rk , i.e. small Cherenkov angle, must be rejected since these are more strongly affected by secondary ring-broadening effects that could fake the correctness of the calibration. Second, a maximum distance between the ring center and camera center has to be defined to exclude too inclined muons that are imaged at the camera edges, typically affected by inefficiencies and aberration; this corresponds to select only those rings that are fully contained in the camera. Finally, to discard too full shapes (like e.g. a proton event), we define the *Fullness* parameter as the ratio between the *rms* of the reconstructed Kasa radius Rk and the radius itself: in case of an empty circle, as present in a very good muon ring image, the *Fullness* tends to zero. In the ASTRI-Horn pre-selection step, we flagged muon rings as candidate if they have a reconstructed Kasa radius Rk between 0.5° and 1.5° ; if their centers have a distance from the camera edge greater than or equal to the ring radius, and if they have a *Fullness* less than 0.26. The outcome is that more than 90% of raw events are discarded; the remaining events are then investigated by visual inspection to be defined as "candidate muon events".

4. Ring analysis

On the candidate muon ring images obtained by the procedures described above, a deep analysis has been performed. Each image was cleaned with the same methods and parameter values used in the preselection: the double cut with the level 6 p.e. and 12 p.e., and the removal of the outliers with iterative process. To each cleaned image, the standard analysis [2] was applied to reconstruct the geometrical ring parameters (centre, radius and width). The position of the muon impact point, necessary to evaluate the number of photons hitting the primary mirror, was computed using the light distribution along the rings. This was accumulated from all pixels in an annulus with radius and width given by the geometrical reconstruction.

The *rms* of the background in each pixel, due either to the electronic noise and to the NSB, was computed with an inverse procedure to the one in the image cleaning for the selection of the signals. A pixel containing the background is found if its signal is lower than 12 p.e. and there are non adjacent pixels containing more than 6 p.e.. This *rms* was used to compute the errors in the signal of each pixel in addition to Poissonian errors. To take into account the variation of the NSB during the observation the *rms* have been computed in bin of 5000 events and the appropriate value was evaluated for each event.

Ring geometrical parameters: the coordinates of the center x_c and y_c and the radius R of the rings were obtained with a fitting procedure (Taubin method [14]) that minimizes the value of ζ computed with the following formula:

$$\xi = \frac{\sum_{i=1}^N ((x_i - x_c)^2 + (y_i - y_c)^2 - R^2)}{\sum_{i=1}^N ((x_i - x_c)^2 + (y_i - y_c)^2)} \quad (4.1)$$

where N is the number of pixels. Fig. 1 shows an example of detected ring with the relative best fit circle.

As results, December and March data sets gave the same distribution of ξ . The distribution at the focal plane is not uniform as expected. However, the most of the rings are located in three central PDMs whose efficiency resulted higher than the others.

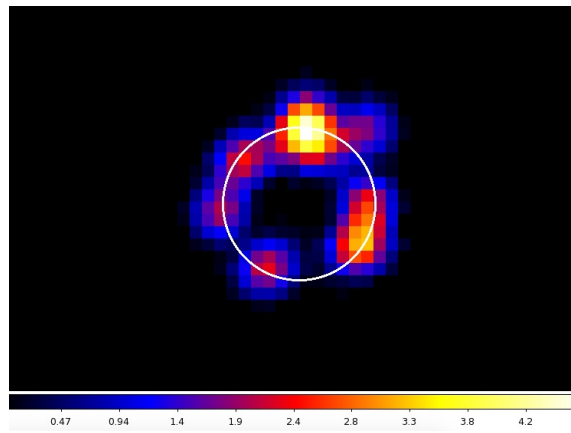


Figure 1: Example of ring image in p.e., after the cleaning and a Gaussian smoothing over 3 pixels. The best fit circle is indicated with the white circle.

Radial profile: Since Cherenkov signal from muons is intrinsically narrow [1], the width of the detected rings are then determined only by the optics PSF. Each radial profile, accumulated with a step of 0.5 pixel, was fitted with a Gaussian whose centre is the ring radius and whose width (*ArcWidth*) is the optics PSF. The *ArcWidth* values are consistent with the optic PSF measured during the telescope calibration [6], and no variation between December and March or as a function of the off-axis angles is detected. The distribution of the best fit values of the PSF measured with muon reconstruction is plotted in Fig 2.

Light distribution along the ring: the calibration with muons is strongly dependent on the precision on the muon impact point of the primary mirror obtained by fitting the light distribution along the ring. From the muon impact, in fact, it is possible to evaluate the number of photons hitting the telescope [2]. In our analysis both mirrors are assumed with circular shapes, that allowed us to use theoretical formulas; the secondary mirror shadow was computed taking into account the angle with the telescope axis of the incident direction of the muons [2]. For each event, the intensity profile along the ring was accumulated in 15 bins and, after a smoothing, fitted with the theoretical profile.

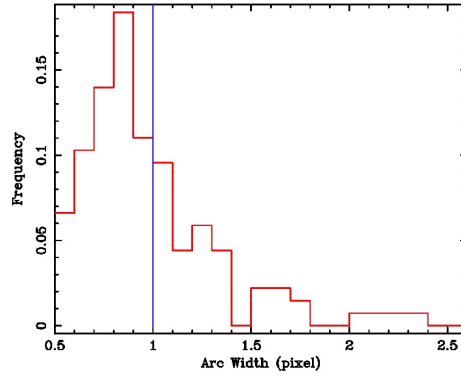


Figure 2: Best fit value of the ring width fitted with a Gaussian. The vertical blue line indicates the measured optics PSF.

The distribution of telescope efficiency, computed as the ratio between the detected p.e. and the photons hitting the primary mirror, was obtained selecting high-quality events ($\xi \leq 2$ and $\chi^2 \leq 1$ in the fit of the light along the ring) for a robust result. We found that the efficiency peaks at 8% in December 2018 and decreases to 6% in March 2019 as shown in Fig. 3.

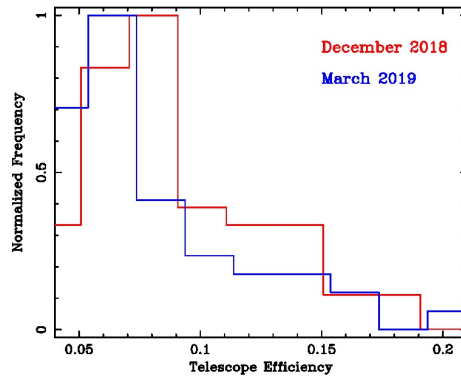


Figure 3: Telescope efficiency measured with the muon analysis in December 2018 and in March 2019.

5. Conclusion

We presented a preliminary analysis of muons events detected by ASTRI-Horn during the telescope verification phase. We confirmed the significant detection of the mirror reflectivity degradation in the March 2019 observation after a strong Etna eruption. The analysis is expected to improve using all data available at the moment. The sensitivity of muon calibration to the optical degradation, obtained with ASTRI-Horn can be definitively increased considering that the telescope was not in its nominal functioning state, being the lack of the HG chain the most critical failure for this purpose. Together with the hardware upgrades, several other improvements can be applied to the

analysis as for example a more adequate cleaning method that takes into account different levels of NSB. Independent measurements of the NSB can be obtained, together with UVscope, also from the *variance* method [15], not available for data used in the analysis, that provides pixel by pixel measurement.

References

- [1] Vacanti, G., Fleury, P., Jiang, Y., et al., 1994, “*Muon ring images with an atmospheric Cherenkov telescope*, *Astroparticle Physics* 2, 1-11
- [2] Gaug, M., Fegan, S., Mitchell, A.M.W., Maccarone, M.C. Mineo, T., Okumura, A., 2019, *Using Muon Rings for the Calibration of the Cherenkov Telescope Array: A systematic review of the method and its potential accuracy*, accepted for publication in the *Astrophysical Journal Supplement Serie*
- [3] Nothe, M., et al., 2016, *FACT - Calibration of Imaging Atmospheric Cerenkov Telescopes with Muon Rings*, *Proceedings of ICRC 2015*, 733
- [4] Pareschi, G., 2016, *The ASTRI SST-2M prototype and mini-array for the Cherenkov Telescope Array (CTA)*, *Proceedings of the SPIE*, Volume 9906, id. 99065T
- [5] Mineo, T.; Maccarone, M. C.; Cusumano, G.; La Parola, V.; Romano, P. , 2016, *Using muon rings for the optical calibration of the ASTRI telescopes for the Cherenkov Telescope Array*, *Proceedings of the SPIE*, Volume 9913, id. 99132R
- [6] Giro, E., Canestrari, R., Sironi, G., et al., 2017, *First optical validation of a Schwarzschild Couder telescope: the ASTRI SST-2M Cherenkov telescope*, *Astronomy & Astrophysics*, Volume 608, id.A86
- [7] Catalano, O., Capalbi, M., Gargano, C., et al., 2018, *The ASTRI camera for the Cherenkov Telescope Array*, *Proceedings of the SPIE*, Volume 10702, id. 1070237
- [8] Maccarone M.C., 2017, *ASTRI for the Cherenkov Telescope Array*, *Proceedings of the 35th International Cosmic Ray Conference (ICRC2017)*, PoS(ICRC2017)855, [arXiv:1709.03483]
- [9] Maccarone M.C., Catalano, O. , Giarrusso, S., et al., 2011, *Performance and applications of the UVscope instrument*, *NIM-A*, vol. 659, Issue 1, pp. 569-578. DOI:10.1016/j.nima.2011.08.004. EID: 2-s2.0-84860394815.
- [10] Maccarone, M.C., Mineo, T., Capalbi, M., Conforti, V., Coffaro, M., 2016, *Pre-selecting muon events in the camera server of the ASTRI telescopes for the Cherenkov Telescope Array*, *Proceedings of the SPIE*, Volume 9913, id. 99132E
- [11] V. Conforti, M. Trifoglio, F. Gianotti, et al., 2016, *Software design of the ASTRI camera server proposed for the Cherenkov Telescope Array*, *Proceedings of the SPIE*, Volume 9913, id.991369
- [12] Kasa, I. 1976, *A circle fitting procedure and its error analysis* *IEEE Trans. Instrum. Meas.*, vol. 25, pp. 8–14
- [13] Chernov, N., and Lesort, C., 2005, *Least squares fitting of circles*, *J. Math. Imag. Vi-sion*, 23:239–251
- [14] Taubin, G., 1991, “*Estimation of planar curves, surfaces, and non planar space curves defined by implicit equations with applications to edge and range image segmentation*,” *IEEE Trans. Pattern Anal. Mach. Intell.* 13 (11), 1115–1138
- [15] Segreto, A., Catalano, O., Maccarone, M.C., Mineo, T. , 2019, *Calibration and monitoring of the ASTRI-Horn telescope by using the night-sky background measured by the photon-statistics (“variance”) method*, these proceedings