



Publication Year	2019
Acceptance in OA @INAF	2021-04-23T08:11:11Z
Title	Light Dark Matter Search with Ionization Signals in XENON1T
Authors	Aprile, E.; Aalbers, J.; Agostini, F.; Alfonsi, M.; Althueser, L.; et al.
DOI	10.1103/PhysRevLett.123.251801
Handle	http://hdl.handle.net/20.500.12386/30865
Journal	PHYSICAL REVIEW LETTERS
Number	123

Light Dark Matter Search with Ionization Signals in XENON1T

E. Aprile,¹ J. Aalbers,^{2,*} F. Agostini,³ M. Alfonsi,⁴ L. Althueser,⁵ F. D. Amaro,⁶ V. C. Antochi,² E. Angelino,⁷ F. Arneodo,⁸ D. Barge,² L. Baudis,⁹ B. Bauermeister,² L. Bellagamba,³ M. L. Benabderrahmane,⁸ T. Berger,¹⁰ P. A. Breur,¹¹ A. Brown,⁹ E. Brown,¹⁰ S. Bruenner,¹² G. Bruno,⁸ R. Budnik,¹³ C. Capelli,⁹ J. M. R. Cardoso,⁶ D. Cichon,¹² D. Coderre,¹⁴ A. P. Colijn,^{11,†} J. Conrad,² J. P. Cussonneau,¹⁵ M. P. Decowski,¹¹ P. de Perio,¹ A. Depoian,¹⁶ P. Di Gangi,³ A. Di Giovanni,⁸ S. Diglio,¹⁵ A. Elykov,¹⁴ G. Eurin,¹² J. Fei,¹⁷ A. D. Ferella,² A. Fieguth,⁵ W. Fulgione,^{18,7} P. Gaemers,¹¹ A. Gallo Rosso,¹⁸ M. Galloway,⁹ F. Gao,¹ M. Garbini,³ L. Grandi,¹⁹ Z. Greene,¹ C. Hasterok,¹² C. Hils,⁴ E. Hogenbirk,¹¹ J. Howlett,¹ M. Iacovacci,²⁰ R. Itay,¹³ F. Joerg,¹² S. Kazama,²¹ A. Kish,⁹ M. Kobayashi,¹ G. Koltman,¹³ A. Kopec,¹⁶ H. Landsman,¹³ R. F. Lang,¹⁶ L. Levinson,¹³ Q. Lin,¹ S. Lindemann,¹⁴ M. Lindner,¹² F. Lombardi,^{6,17} J. A. M. Lopes,^{6,‡} E. López Fune,²² C. Macolino,²³ J. Mahlstedt,² A. Manfredini,^{9,13} F. Marignetti,²⁰ T. Marrodán Undagoitia,¹² J. Masbou,¹⁵ S. Mastroianni,²⁰ M. Messina,^{18,8} K. Micheneau,¹⁵ K. Miller,¹⁹ A. Molinario,¹⁸ K. Morá,² Y. Mosbacher,¹³ M. Murra,⁵ J. Naganoma,^{18,24} K. Ni,¹⁷ U. Oberlack,⁴ K. Odgers,¹⁰ J. Palacio,¹⁵ B. Pelssers,² R. Peres,⁹ J. Pienaar,¹⁹ V. Pizzella,¹² G. Plante,¹ R. Podvianiuk,¹⁸ J. Qin,¹⁶ H. Qiu,¹³ D. Ramírez García,¹⁴ S. Reichard,^{9,8} B. Riedel,¹⁹ A. Rocchetti,¹⁴ N. Rupp,¹² J. M. F. dos Santos,⁶ G. Sartorelli,³ N. Šarčević,¹⁴ M. Scheibelhut,⁴ S. Schindler,⁴ J. Schreiner,¹² D. Schulte,⁵ M. Schumann,¹⁴ L. Scotto Lavina,²² M. Selvi,³ P. Shagin,²⁴ E. Shockley,¹⁹ M. Silva,⁶ H. Simgen,¹² C. Therreau,¹⁵ D. Thers,¹⁵ F. Toschi,¹⁴ G. Trincherio,⁷ C. Tunnell,²⁴ N. Upole,¹⁹ M. Vargas,⁵ G. Volta,⁹ O. Wack,¹² H. Wang,²⁵ Y. Wei,¹⁷ C. Weinheimer,⁵ D. Wenz,⁴ C. Wittweg,⁵ J. Wulf,⁹ J. Ye,¹⁷ Y. Zhang,¹ T. Zhu,¹ and J. P. Zopounidis²²

(XENON Collaboration)^{||}¹Physics Department, Columbia University, New York, New York 10027, USA²Oskar Klein Centre, Department of Physics, Stockholm University, AlbaNova, Stockholm SE-10691, Sweden³Department of Physics and Astronomy, University of Bologna and INFN-Bologna, 40126 Bologna, Italy⁴Institut für Physik und Exzellenzcluster PRISMA, Johannes Gutenberg-Universität Mainz, 55099 Mainz, Germany⁵Institut für Kernphysik, Westfälische Wilhelms-Universität Münster, 48149 Münster, Germany⁶LIBPhys, Department of Physics, University of Coimbra, 3004-516 Coimbra, Portugal⁷INAF-Astrophysical Observatory of Torino, Department of Physics, University of Torino and INFN-Torino, 10125 Torino, Italy⁸New York University Abu Dhabi, PO Box 129188, Abu Dhabi, United Arab Emirates⁹Physik-Institut, University of Zurich, 8057 Zurich, Switzerland¹⁰Department of Physics, Applied Physics and Astronomy, Rensselaer Polytechnic Institute, Troy, New York 12180, USA¹¹Nikhef and the University of Amsterdam, Science Park, 1098XG Amsterdam, Netherlands¹²Max-Planck-Institut für Kernphysik, 69117 Heidelberg, Germany¹³Department of Particle Physics and Astrophysics, Weizmann Institute of Science, Rehovot 7610001, Israel¹⁴Physikalisches Institut, Universität Freiburg, 79104 Freiburg, Germany¹⁵SUBATECH, IMT Atlantique, CNRS/IN2P3, Université de Nantes, Nantes 44307, France¹⁶Department of Physics and Astronomy, Purdue University, West Lafayette, Indiana 47907, USA¹⁷Department of Physics, University of California, San Diego, California 92093, USA¹⁸INFN-Laboratori Nazionali del Gran Sasso and Gran Sasso Science Institute, 67100 L'Aquila, Italy¹⁹Department of Physics and Kavli Institute for Cosmological Physics, University of Chicago, Chicago, Illinois 60637, USA²⁰Department of Physics "Ettore Pancini," University of Napoli and INFN-Napoli, 80126 Napoli, Italy²¹Kobayashi-Maskawa Institute for the Origin of Particles and the Universe, Nagoya University,

Furo-cho, Chikusa-ku, Nagoya, Aichi 464-8602, Japan

²²LPNHE, Université Pierre et Marie Curie, Université Paris Diderot, CNRS/IN2P3, Paris 75252, France²³LAL, Université Paris-Sud, CNRS/IN2P3, Université Paris-Saclay, F-91405 Orsay, France²⁴Department of Physics and Astronomy, Rice University, Houston, Texas 77005, USA²⁵Physics and Astronomy Department, University of California, Los Angeles, California 90095, USA

(Received 29 July 2019; revised manuscript received 7 November 2019; published 17 December 2019)

Published by the American Physical Society under the terms of the [Creative Commons Attribution 4.0 International](https://creativecommons.org/licenses/by/4.0/) license. Further distribution of this work must maintain attribution to the author(s) and the published article's title, journal citation, and DOI. Funded by SCOAP³.

We report constraints on light dark matter (DM) models using ionization signals in the XENON1T experiment. We mitigate backgrounds with strong event selections, rather than requiring a scintillation signal, leaving an effective exposure of (22 ± 3) tonne day. Above ~ 0.4 keV_{ee}, we observe <1 event/(tonne day keV_{ee}), which is more than 1000 times lower than in similar searches with other detectors. Despite observing a higher rate at lower energies, no DM or CEvNS detection may be claimed because we cannot model all of our backgrounds. We thus exclude new regions in the parameter spaces for DM-nucleus scattering for DM masses m_χ within 3–6 GeV/ c^2 , DM-electron scattering for $m_\chi > 30$ MeV/ c^2 , and absorption of dark photons and axionlike particles for m_χ within 0.186–1 keV/ c^2 .

DOI: [10.1103/PhysRevLett.123.251801](https://doi.org/10.1103/PhysRevLett.123.251801)

Introduction.—Substantial cosmological and astrophysical observations show that much of the Universe’s mass consists of dark matter (DM) [1,2], and experiments aim to detect hypothetical DM particles and identify their nature [3,4]. The XENON1T experiment recently set the world’s most stringent limits on DM-nucleus scattering for DM masses $m_\chi \geq 6$ GeV/ c^2 [5,6]. This Letter reanalyzes XENON1T’s data to constrain lighter DM.

XENON1T [7] is a dual-phase time projection chamber (TPC) housed at the INFN Laboratori Nazionali del Gran Sasso. The active volume contains 2 tonne of liquid xenon (LXe) and is bounded by a grounded gate electrode at the top ($z = 0$) and a cathode at the bottom ($z = -97$ cm). Charged particles recoiling in LXe produce photons (scintillation) and electrons (ionization). XENON1T promptly detects the photons as the “S1” signal with 248 3-in. photomultiplier tubes (PMTs) positioned above and below the LXe target [8,9]. Electric fields drift the electrons upward and extract them into gaseous xenon, where electroluminescence produces a secondary scintillation “S2” signal. In most analyses, the ratio between S1 and S2 differentiates electronic recoils (ERs), caused by β particles and γ rays, from nuclear recoils (NRs), caused by neutrons or some DM particles. The interaction position, reconstructed from the S2 light pattern and the time difference between S1 and S2, discriminates DM candidates from most external radioactive backgrounds. XENON1T is shielded by a 3600 m water-equivalent rock overburden, an active water Cherenkov muon veto [10], and 1.2 tonne of LXe surrounding the TPC.

Dual-phase LXe TPCs are most sensitive to DM with masses $m_\chi \gtrsim 6$ GeV/ c^2 , as lighter DM cannot transfer enough energy (~ 3.5 keV) to xenon nuclei to yield detectable S1’s at a sufficient rate to be useful in DM experiments. S2’s, however, are detectable in LXe at energies as low as 0.7 keV for nuclear recoils and 0.186 keV for electronic recoils [11,12]. Here, we reanalyze XENON1T’s data without requiring an S1—an “S2-only analysis.” As in previous S2-only analyses [13,14], substantial backgrounds preclude detection claims. However, we use strong event selections to reduce these backgrounds considerably and subtract some known background components.

Data selection.—We use the main science run (SR1) of XENON1T [5,6] with a live time of 258.2 days, after excluding time when the data acquisition was insensitive,

the muon veto fired, or a PMT showed excessive pulse rates [7]. Reference [5] derived a $\sim 4\%$ shorter live time because it excluded time just after high-energy events. Backgrounds from these periods are mitigated by other methods here.

We used 30% of SR1 events as training data, distributed homogeneously in time, to determine event selections and, for each dark matter model and mass, a region of interest (ROI) in terms of the integrated S2 charge (“S2 size”). Limits on DM parameters are computed using only the remaining 70% (the search data, 180.7 days), which was not examined with the strong event selections used here until the analysis was fixed. We chose selections to remove large identifiable background populations, but retain the central part of the DM signal model in different observable dimensions. We use a single set of selections; only the S2 ROIs vary for different DM models and masses.

We determine the efficiency of our selections in the 2D space of (uncorrected) S2 signal size and interaction depth z —since our signal models vary strongly along both dimensions—using calibration data and simulated waveforms [15]. Figure 1 shows the effective remaining search data exposure after selections. Figure 2 shows the efficiencies of the most impactful cuts in the most important

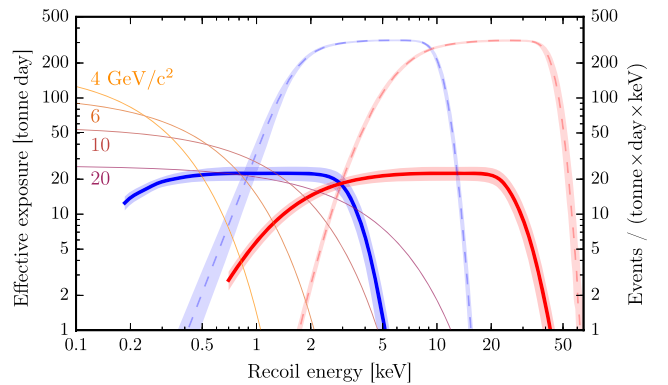


FIG. 1. Effective remaining exposure after event selections for NR (red) and ER (blue) signals of different energies, for $S2 \in [150, 3000]$ PE, on the left y axis. Dashed lines show the same for XENON1T’s main analysis [5], and shaded bands show $\pm 1\sigma$ systematic uncertainties. Thin lines show the expected differential event rate for 4, 6, 10, and 20 GeV/ c^2 spin-independent (SI) DM-nucleus scattering with $\sigma = 10^{-43}$ cm², under the nominal signal model, on the right y axis.

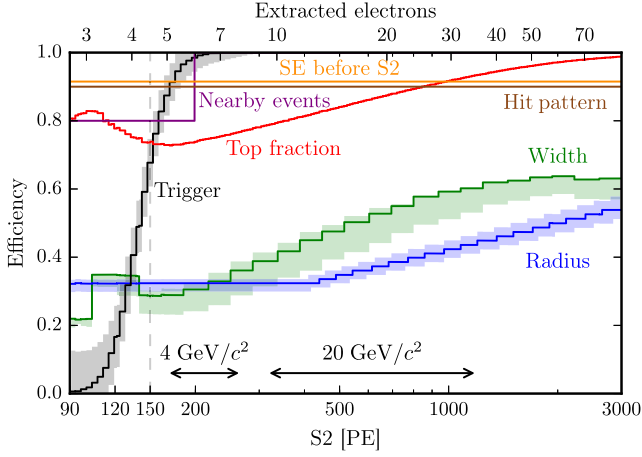


FIG. 2. Efficiencies (fraction of signal events passed) of the most impactful event selections vs S2 size for $z \in [-30, -10]$ cm, applicable if a given selection is applied last. Solid lines correspond to the nominal detector response model, bands to $\pm 1\sigma$ variations of model parameters. The arrows show the S2 ROIs for the 4 and 20 GeV/c^2 spin-independent NR DM analyses. Events below 150 PE are not used but shown for completeness. The top horizontal axis shows the approximate number of extracted electrons corresponding to each S2 size. The combined efficiency of the selections not shown here is $\sim 93\%$.

z range for light DM. XENON1T's trigger efficiency, shown in black in Fig. 2, is determined as in Ref. [16]. Events with S2 below 150 photoelectrons (PE), i.e. ~ 4.5 extracted electrons, are not used, but they are shown for completeness. Previous XENON1T analyses [5,6,17,18] applied a similar threshold of 200 PE; the S1 requirement, not the S2 threshold, limited their light DM sensitivity.

Without S1's, the event depth z cannot be accurately estimated. However, the S2 waveform width in time is correlated with z , due to diffusion of the electrons during drift [19]. Rather than estimating and constraining z , we remove events with S2 width outside [835, 1135] ns, as shown in Fig. 3. This window has a high expected signal rate, but showed few events in the training data, indicating a low background. The width cut mitigates backgrounds with atypically wide S2's, consistent with β decays occurring on the cathode wires. The field geometry there causes charge loss, which in turn causes the cathode events to have unusually small S2's for their energy. Many have detectable S1's and are called “S1-tagged cathode events”; these are easily removed by another cut (described below). The width cut also mitigates backgrounds with atypically narrow S2's, which could similarly result from decays on the electrodes at the top of the TPC.

The width cut efficiency, calculated with simulated S2 waveforms, is shown in green in Fig. 2. The simulated waveform's median widths agree to within ~ 50 ns with those observed in deuterium-deuterium plasma fusion neutron generator calibration data [20], as detailed in Supplemental Material [21]. The cut efficiency is highest

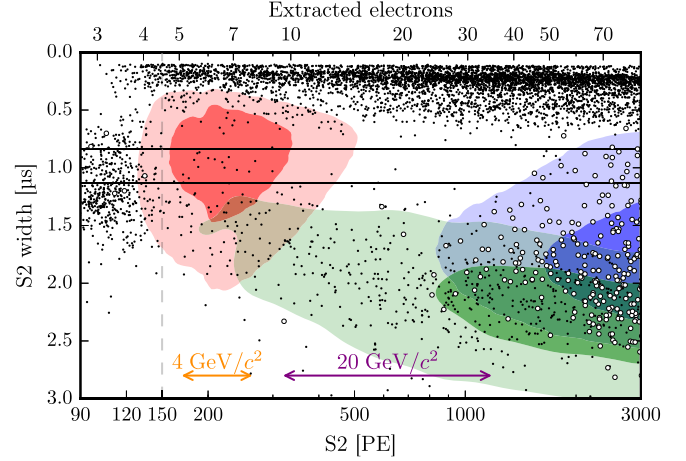


FIG. 3. Observed events in the search data. Events between the horizontal black lines pass all cuts, the others fail only the cut on S2 width. Open circles demark events with S1's, dots events without. The colored regions contain 50% (faint, 90%) of expected events from the three background components described in the text: flat-spectrum ER (blue), CEvNS (red), and cathode events (green). The arrows denote two S2 ROIs and the dashed line the S2 threshold, as in Fig. 2.

in the $z \in [-30, -10]$ cm range presented in Fig. 2, where the expected DM signals are most distinguishable from backgrounds. We include a ± 50 ns systematic uncertainty on the S2 width, creating a 12% uncertainty in the expected 4 GeV/c^2 spin-independent (SI) NR DM event rate.

We remove events reconstructed at high radii R . The threshold is $R^2 = 700 \text{ cm}^2$ for $S2 \leq 400$ PE and then rises linearly with $\log(S2)$ to 1150 cm^2 at 3000 PE. As described in Ref. [22], events on the TPC wall ($R = 47.9$ cm) have unusually small S2's because electrons are lost on the TPC walls. They can be misreconstructed inward due to the increased position reconstruction uncertainty for small S2's (1.8 cm at $S2 = 200$ PE) and, more importantly, the inhomogeneous drift field. The latter cannot be mitigated as in Ref. [22] because S1's are needed to estimate z reliably. The efficiency of the radial cut, shown in blue in Fig. 2, is estimated with ^{83m}Kr calibration data. We introduce an uncertainty to bracket variations in the estimate from ^{83m}Kr datasets at different times and in a simple geometric calculation. This introduces an 8% uncertainty in the 4 GeV/c^2 spin-independent NR DM rate.

On average, $\sim 63\%$ of S2 light is seen by the top PMT array, with a $\sim 3\%$ position-dependent variation for which we correct. We remove events in which this fraction is $> 66\%$, indicative of events produced in the gaseous xenon phase above the usual secondary scintillation region (“gas events”). The efficiency, shown in red in Fig. 2, is calculated from binomial fluctuations in photon detection and a small intrinsic spread measured at high S2. We verified that the resulting efficiency is conservative using neutron generator data. The efficiency rises below ~ 170 PE

as the trigger preselects S2's to which many PMTs contribute, which is rarer for S2's seen mostly by the top array.

Pileup of randomly emitted single-electron (SE) signals can be misidentified as S2's from real events. We employ three cuts against this background, without which the population most prominent at $\lesssim 150$ PE in Fig. 3 would be $\sim 50\times$ larger. First, we remove events whose S2 hit pattern on the top array is inconsistent with that of single scatters, as determined by a likelihood test [15]. This cut has a 90% efficiency, shown in brown in Fig. 2, as measured with neutron generator data and S1-tagged cathode events. This cut also removes some unresolved double scatter events, e.g., from radiogenic neutrons. Second, we exclude events with one or more S2 or single-electron signals up to ~ 1 ms before the largest S2, with 91.5% efficiency, as measured with high-energy background events and shown in orange in Fig. 2. This cut also suppresses gas events, whose S1's are broader than those of events in the liquid and therefore often misidentified as S2's. Third, as high-energy events cause a temporary and localized enhancement in single-electron emission [23], we utilize a combined p -value cut [24] against events close in time or reconstructed position to recent high-energy events, with 80% efficiency, as determined with S1-tagged cathode events and shown in purple in Fig. 2. This last cut only helps against the single-electron pileup background, so we apply it only for $S2 < 200$ PE.

We exclude events in which the S2 waveform is distorted by a merged S1, with $\sim 95\%$ efficiency, as determined with ^{220}Rn [25] and neutron generator data. To remove double scatters, we apply the same cut to events with substantial secondary S2's as in Refs. [5,15], with 99.5% efficiency.

Finally, we apply two cuts specifically to events with S1's. Events whose drift time indicates a z outside $[-95, -7]$ cm are removed, to exclude events high in the detector and S1-tagged cathode events. We assume no signal or background events are produced outside this z region. Our assumption is conservative because this is a limit-only analysis. We also remove events with a very large S1 (> 200 PE), with negligible efficiency loss.

Detector response.—We compute XENON1T's response to ERs and NRs in the same two-dimensional ($S2, z$) space used for the efficiencies and project the model after applying efficiencies onto S2 for comparison with data. We use the best-fit detector response model from Ref. [22], but we assume in our signal and background models that NRs below 0.7 keV and ERs below 186 eV (~ 12 produced electrons) are undetectable, as the LXe charge yield Q_y has never been measured below these energies. Even without these cutoffs, the low-energy Q_y from Ref. [22] is lower than that favored by other LXe measurements [11,12] and models [26]. Thus, our results should be considered conservative.

While a complete model of backgrounds in the S2-only channel is unavailable, we can quantify three components

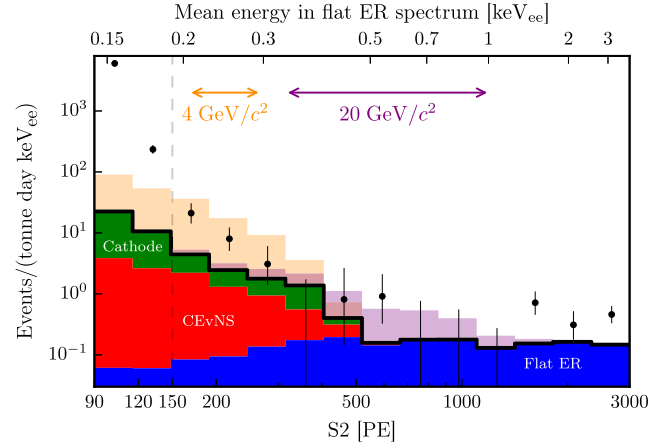


FIG. 4. Distribution of events that pass all cuts (black dots); error bars show statistical uncertainties (1σ Poisson). The thick black line shows the predetermined summed background model, below which its three components are indicated, with colors as in Fig. 3. The lightly shaded orange (purple) histogram, stacked on the total background, shows the signal model for $4 \text{ GeV}/c^2$ ($20 \text{ GeV}/c^2$) SI DM models excluded at exactly 90% confidence level. The arrows show the ROIs for these analyses, and the dashed line the S2 threshold, as in Figs. 2 and 3. All rates are shown relative to the effective remaining exposure after selections. The top x axis shows the mean expected energy of events after cuts for a flat ER spectrum if there were no Q_y cutoff.

of the background, illustrated in Figs. 3 and 4. First, the ER background from high Q -value β decays, primarily ^{214}Pb ($Q = 1.02$ MeV) [22], is flat in our energy range of interest. We use a rate of 0.142 events/(tonne day keV), a conservative lower bound derived from < 210 keV data. Second, coherent nuclear scattering of ^8B solar neutrinos (CEvNS), shown in red in Fig. 3, should produce a background nearly identical to a $6 \text{ GeV}/c^2$, $4 \times 10^{-45} \text{ cm}^2$ spin-independent NR DM signal [27,28]. We expect 2.0 ± 0.3 CEvNS events inside the $6 \text{ GeV}/c^2$ SI NR ROI. Third, we see events from β decays on the cathode wires. Sufficiently low-energy cathode events lack S1's. We derive a lower bound on this background using the ratio of events with and without S1's measured in a high-S2, high width control region where cathode events are dominant. This procedure is detailed in Supplemental Material [21].

Figure 4 compares the observed events to our nominal signal and background models. For $S2 \gtrsim 300$ PE ($\sim 0.3 \text{ keV}_{ee}$), we observe rates well below $1/(\text{tonne day keV}_{ee})$, more than 1000 times lower than previous S2-only analyses [14,29]. Below 150 PE, the rate rises quickly, likely due to unmodeled backgrounds.

DM models.—We constrain several DM models, using Ref. [30] to compute the energy spectra. First, we consider spin-independent and spin-dependent (SD) DM-nucleus scattering with the same astrophysical (v_0 , v_{esc} , etc.) and particle physics models (form factors, structure functions) as Refs. [5,6]. For SD scattering, we consider the neutron-only (to first order) coupling specifically. If the DM-matter

interaction is mediated by a (scalar) particle of mass m_ϕ , the differential rate has a factor $m_\phi^4/(m_\phi^2 + q^2/c^2)^2$, with $q = \sqrt{2m_N E_R}$ the momentum transfer, E_R the recoil energy, and m_N the nuclear mass [31–33]. Usually, this factor is considered to be ~ 1 , corresponding to $m_\phi \gtrsim 100 \text{ MeV}/c^2$. We also consider the SI light-mediator limit, $m_\phi \ll q/c \approx 10^{-3} m_\chi$ (for $m_\chi \ll m_N$), in which the differential event rate for DM-nucleus scattering scales with m_ϕ^4 .

Second, light DM could be detected from its scattering off bound electrons. We follow Ref. [34] to calculate the

DM-electron scattering rates, using the ionization form factors from Ref. [35], the detector response model as above (from Ref. [22]), and dark matter form factor 1. Relativistic calculations [36] predict 2–10 times larger rates (for ≥ 5 produced electrons), and thus our results should be considered conservative. As previous DM-electron scattering results [34,37,38] did not use a Q_y cutoff, we derive constraints with and without signals below 12 produced electrons (equivalent to our Q_y cutoff) to ease comparison.

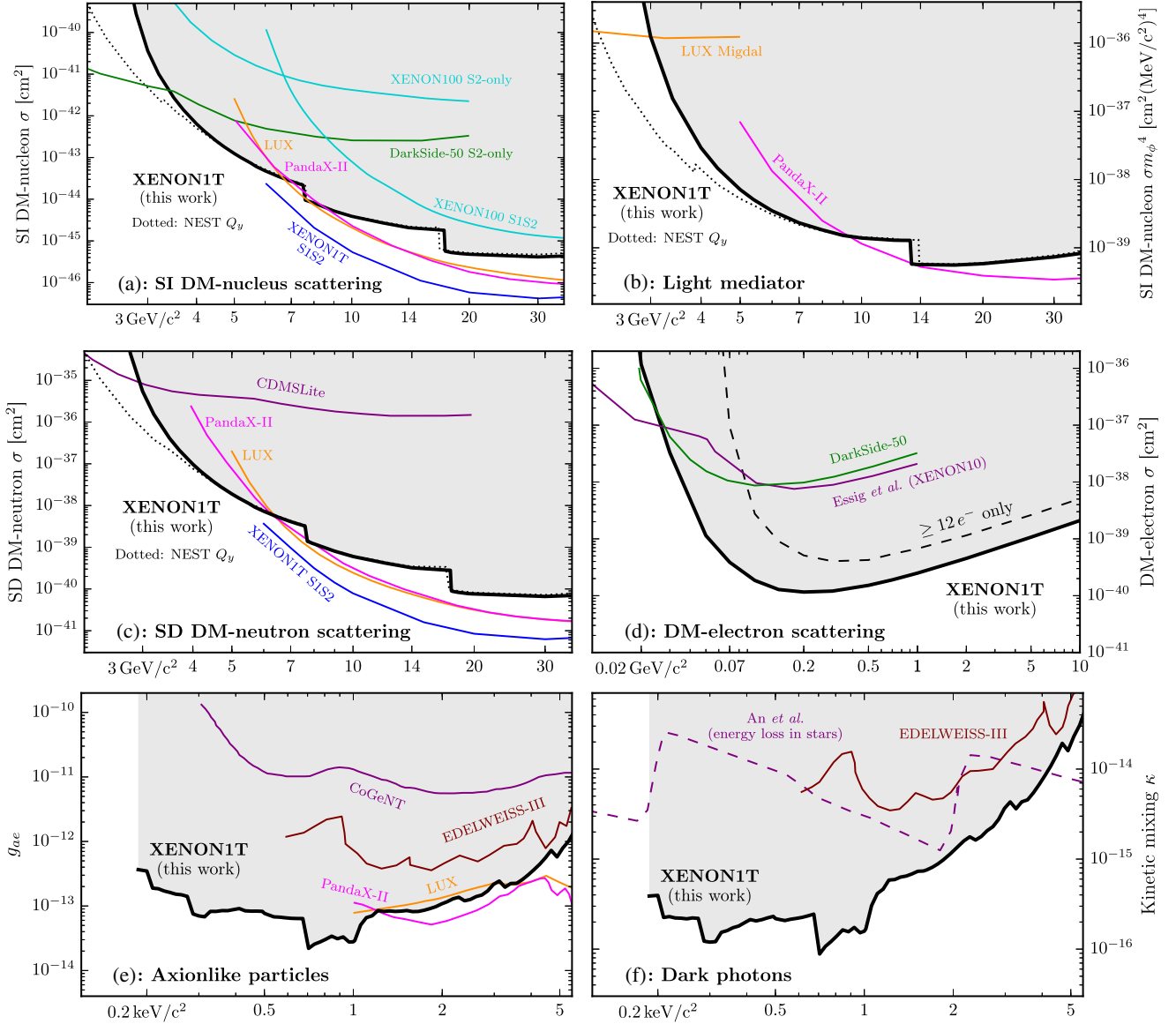


FIG. 5. The 90% confidence level upper limits (black lines with gray shading above) on DM-matter scattering for the models discussed in the text, with the dark matter mass m_χ on the horizontal axes. We show other results from XENON1T in blue [5,6], LUX in orange [45–48], PandaX-II in magenta [33,49,50], DarkSide-50 in green [29,38,51], XENON100 in turquoise [14,52], EDELWEISS-III [53] in maroon, and other constraints [34,54–56] in purple. Dotted lines in (a)–(c) show our limits when assuming the Q_y from NEST v2.0.1 [42] cut off below 0.3 keV. The dashed line in (d) shows the limit without considering signals with < 12 produced electrons; the solid line can be compared to the constraints from Refs. [34,38] shown in the same panel, the dashed line to our results on other DM models, which use the Q_y cutoffs described in the text. The limits jump at 17.5 GeV/c^2 in (a) (and similarly elsewhere) because the observed count changes from 10 to 3 events in the ROIs left and right of the jump, respectively.

Third, bosonic DM candidates, such as dark photons and axionlike particles, can be absorbed by xenon atoms, analogous to photons in the photoelectric effect. The result is a monoenergetic ER signal at $E_\chi = m_\chi c^2$, with rates of

$$\begin{bmatrix} 4 \times 10^{23} \text{ keV} \kappa^2 / E_\chi \\ 1.3 \times 10^{19} \text{ keV}^{-1} g_{ae}^2 E_\chi \end{bmatrix} \frac{\sigma_{pe}}{A} \text{ kg}^{-1} \text{ day}^{-1},$$

where the top row corresponds to dark photons [39] and the bottom to axionlike particles [40]. Here σ_{pe} is xenon's photoelectric cross section at E_χ in barn, A xenon's mean atomic mass number, κ the dark photon-photon kinetic mixing parameter, and g_{ae} the axioelectric coupling constant. This process allows us to constrain keV-scale DM candidates.

Inference and results.—We constrain these DM models based on the number of events in predetermined S2 ROIs, which vary for each model and mass. The ROIs are optimized to give stringent limits on the training data, while requiring that the lower (upper) bound is between the fifth and 60th (40th and 95th) percentile of the signal distribution in $S2 \in [90, 3000]$ PE after selections, and never below 150 PE. These constraints, the event selections, and the background models were set before examining the search data. Because of the finite training data, the ROI bounds are nonsmooth functions of DM mass.

We compute an aggregate uncertainty on the signal and background expectations in the ROIs, including the $\sim 5\%$ uncertainty on electron lifetime and $\sim 2.5\%$ uncertainty on the S2 gain g_2 , besides the (more impactful) uncertainties on the efficiencies mentioned above. We then compute 90% confidence level upper limits using the standard Poisson method [41]. To ensure the limits are conservative (statistically overcover), we use the tenth percentile signal and background expectations—i.e., the nominal value minus $\sim 1.28 \times$ the aggregate uncertainty—and never exclude signals with < 2.3 expected events.

The resulting DM upper limits are shown in Fig. 5. We exclude new regions in the parameter spaces for all DM models shown. ER models [Figs. 5(d)–5(f)] benefit most from an S2-only analysis, as ERs produce smaller S1's than NRs at the same S2 size. Our constraints on 6 GeV/ c^2 SI NR DM, and therefore ^8B CEvNS, are weaker than in Ref. [5] due to the 16 observed events in the 6 GeV/ c^2 ROI and an underfluctuation of the background in Ref. [5]. Dotted lines in Figs. 5(a)–5(c) show our constraints given the NR Q_y from NEST v2.0.1 [42] cut off below 0.3 keV, which accommodates a measurement [43] released shortly after our analysis was completed. Future S2-only studies can improve on these results using next-generation detectors such as XENONnT and LZ [44], lower-energy calibrations, and additional mitigation of backgrounds.

We thank Tien-Tien Yu for helpful correspondence on the DM-electron scattering form factors. We gratefully acknowledge support from the National Science

Foundation, Swiss National Science Foundation, German Ministry for Education and Research, Max Planck Gesellschaft, Deutsche Forschungsgemeinschaft, Netherlands Organisation for Scientific Research (NWO), Netherlands eScience Center (NLeSC) with the support of the SURF Cooperative, Weizmann Institute of Science, Israeli Centers of Research Excellence (I-CORE), Pazy-Vatat, Fundacao para a Ciencia e a Tecnologia, Region des Pays de la Loire, Knut and Alice Wallenberg Foundation, Kavli Foundation, and Istituto Nazionale di Fisica Nucleare. This project has received funding or support from the European Union's Horizon 2020 research and innovation programme under the Marie Skłodowska-Curie Grant Agreements No. 690575 and No. 674896, respectively. Data processing is performed using infrastructures from the Open Science Grid and European Grid Initiative. We are grateful to Laboratori Nazionali del Gran Sasso for hosting and supporting the XENON project.

*jelle.aalbers@fysik.su.se

†Also at: Institute for Subatomic Physics, Utrecht University, Utrecht, Netherlands.

‡Also at: Coimbra Polytechnic—ISEC, Coimbra, Portugal.

§shayne@physik.uzh.ch

||xenon@lngs.infn.it

- [1] G. Bertone, D. Hooper, and J. Silk, Particle dark matter: evidence, candidates and constraints, *Phys. Rep.* **405**, 279 (2005).
- [2] P. A. R. Ade *et al.* (Planck Collaboration), Planck 2018 results. VI. Cosmological parameters, [arXiv:1807.06209](#).
- [3] L. Roszkowski, E. M. Sessolo, and S. Trojanowski, WIMP dark matter candidates and searches—current status and future prospects, *Rep. Prog. Phys.* **81**, 066201 (2018).
- [4] T. Marrodán Undagoitia and L. Rauch, Dark matter direct-detection experiments, *J. Phys. G* **43**, 013001 (2016).
- [5] E. Aprile *et al.* (XENON Collaboration), Dark Matter Search Results from a One Ton-Year Exposure of XENON1T, *Phys. Rev. Lett.* **121**, 111302 (2018).
- [6] E. Aprile *et al.* (XENON Collaboration), Constraining the Spin-Dependent WIMP-Nucleon Cross Sections with XENON1T, *Phys. Rev. Lett.* **122**, 141301 (2019).
- [7] E. Aprile *et al.* (XENON Collaboration), The XENON1T dark matter experiment, *Eur. Phys. J. C* **77**, 881 (2017).
- [8] E. Aprile *et al.* (XENON Collaboration), Lowering the radioactivity of the photomultiplier tubes for the XENON1T dark matter experiment, *Eur. Phys. J. C* **75**, 546 (2015).
- [9] P. Barrow *et al.* Qualification tests of the R11410-21 photomultiplier tubes for the XENON1T detector, *J. Instrum.* **12**, P01024 (2017).
- [10] E. Aprile *et al.* (XENON Collaboration), Conceptual design and simulation of a water Cherenkov muon veto for the XENON1T experiment, *J. Instrum.* **9**, P11006 (2014).
- [11] D. S. Akerib *et al.* (LUX Collaboration), Low-energy (0.7–74 keV) nuclear recoil calibration of the LUX dark matter experiment using D-D neutron scattering kinematics, [arXiv:1608.05381](#).

- [12] D. S. Akerib *et al.* (LUX Collaboration), Ultra-Low Energy Calibration of LUX Detector using ^{127}Xe Electron Capture, *Phys. Rev. D* **96**, 112011 (2017).
- [13] J. Angle *et al.* (XENON10 Collaboration), Search for Light Dark Matter in XENON10 Data, *Phys. Rev. Lett.* **107**, 051301 (2011); **110**, 249901(E) (2013).
- [14] E. Aprile *et al.* (XENON100 Collaboration), Low-mass dark matter search using ionization signals in XENON100, *Phys. Rev. D* **94**, 092001 (2016); **95**, 059901(E) (2017).
- [15] E. Aprile *et al.* (XENON Collaboration), XENON1T dark matter data analysis: signal reconstruction, calibration and event selection, *Phys. Rev. D* **100**, 052014 (2019).
- [16] E. Aprile *et al.* (XENON Collaboration), The XENON1T Data Acquisition System, *JINST* **14**, P07016 (2019).
- [17] E. Aprile *et al.* (XENON Collaboration), First Results on the Scalar WIMP-Pion Coupling, Using the XENON1T Experiment, *Phys. Rev. Lett.* **122**, 071301 (2019).
- [18] E. Aprile *et al.* (XENON Collaboration), First Dark Matter Search Results from the XENON1T Experiment, *Phys. Rev. Lett.* **119**, 181301 (2017).
- [19] P. Sorensen, Anisotropic diffusion of electrons in liquid xenon with application to improving the sensitivity of direct dark matter searches, *Nucl. Instrum. Methods Phys. Res., Sect. A* **635**, 41 (2011).
- [20] R. F. Lang, J. Pienaar, E. Hogenbirk, D. Masson, R. Nolte, A. Zimbal, S. Röttger, M. L. Benabderrahmane, and G. Bruno, Characterization of a deuterium–deuterium plasma fusion neutron generator, *Nucl. Instrum. Methods Phys. Res., Sect. A* **879**, 31 (2018).
- [21] See Supplemental Material at <http://link.aps.org/supplemental/10.1103/PhysRevLett.123.251801> for numerical results for particular dark matter models and masses, as well as quantitative details on the energy scale, S2 width model and cathode background estimate.
- [22] E. Aprile *et al.* (XENON Collaboration), XENON1T dark matter data analysis: Signal and background models and statistical inference, *Phys. Rev. D* **99**, 112009 (2019).
- [23] P. Sorensen and K. Kamdin, Two distinct components of the delayed single electron noise in liquid xenon emission detectors, *J. Instrum.* **13**, P02032 (2017).
- [24] S. A. Stouffer *et al.*, *The American Soldier: Adjustment during Army Life*, Vol. 1 (Princeton University Press, Princeton, NJ, 1949).
- [25] E. Aprile *et al.* (XENON Collaboration), Results from a calibration of XENON100 using a source of dissolved radon-220, *Phys. Rev. D* **95**, 072008 (2017).
- [26] M. Szydagis *et al.*, Noble element simulation technique v2.0, 2018, <https://doi.org/10.5281/zenodo.1314669>.
- [27] D. Akimov *et al.* (COHERENT Collaboration), Observation of coherent elastic neutrino-nucleus scattering, *Science* **357**, 1123 (2017).
- [28] A. M. Serenelli, W. C. Haxton, and C. Peña-Garay, Solar models with accretion. I. Application to the solar abundance problem, *Astrophys. J.* **743**, 24 (2011).
- [29] P. Agnes *et al.* (DarkSide Collaboration), Low-Mass Dark Matter Search with the DarkSide-50 Experiment, *Phys. Rev. Lett.* **121**, 081307 (2018).
- [30] J. Aalbers, B. Pellssers, and K. Morå, WIMPRATES v0.3.0, 2019, <http://doi.org/10.5281/zenodo.3345959>.
- [31] N. Fornengo, P. Panci, and M. Regis, Long-range forces in direct dark matter searches, *Phys. Rev. D* **84**, 115002 (2011).
- [32] E. Del Nobile, M. Kaplinghat, and H.-B. Yu, Direct detection signatures of self-interacting dark matter with a light mediator, *J. Cosmol. Astropart. Phys.* **10** (2015) 055.
- [33] X. Ren *et al.* (PandaX-II Collaboration), Constraining Dark Matter Models with a Light Mediator at the PandaX-II Experiment, *Phys. Rev. Lett.* **121**, 021304 (2018).
- [34] R. Essig, T. Volansky, and T.-T. Yu, New constraints and prospects for sub-GeV dark matter scattering off electrons in xenon, *Phys. Rev. D* **96**, 043017 (2017).
- [35] T.-T. Yu, Direct detection of sub-GeV dark matter, <http://ddldm.physics.sunysb.edu/ddIDM>.
- [36] M. K. Pandey *et al.*, Constraints on spin-independent dark matter scattering off electrons with germanium and xenon detectors, [arXiv:1812.11759](https://arxiv.org/abs/1812.11759).
- [37] R. Essig, A. Manalaysay, J. Mardon, P. Sorensen, and T. Volansky, First Direct Detection Limits on Sub-GeV Dark Matter from XENON10, *Phys. Rev. Lett.* **109**, 021301 (2012).
- [38] P. Agnes *et al.* (DarkSide Collaboration), Constraints on Sub-GeV Dark-Matter–Electron Scattering from the DarkSide-50 Experiment, *Phys. Rev. Lett.* **121**, 111303 (2018).
- [39] M. Pospelov, A. Ritz, and M. Voloshin, Bosonic super-WIMPs as keV-scale dark matter, *Phys. Rev. D* **78**, 115012 (2008).
- [40] K. Arisaka, P. Beltrame, C. Ghag, J. Kaidi, K. Lung, A. Lyashenko, R. D. Peccei, P. Smith, and K. Ye, Expected sensitivity to galactic/solar axions and bosonic super-WIMPs based on the axio-electric effect in liquid xenon dark matter detectors, *Astropart. Phys.* **44**, 59 (2013).
- [41] M. Tanabashi *et al.* (Particle Data Group), Review of particle physics, *Phys. Rev. D* **98**, 030001 (2018).
- [42] M. Szydagis *et al.*, Noble element simulation technique v2.0.1, 2019, <https://doi.org/10.5281/zenodo.3357973>.
- [43] B. Lenardo *et al.*, Measurement of the ionization yield from nuclear recoils in liquid xenon between 0.3–6 keV with single-ionization-electron sensitivity, [arXiv:1908.00518](https://arxiv.org/abs/1908.00518).
- [44] B. J. Mount *et al.* (LZ Collaboration), LUX-ZEPLIN (LZ) technical design report, [arXiv:1703.09144](https://arxiv.org/abs/1703.09144).
- [45] D. S. Akerib *et al.* (LUX Collaboration), Results from a Search for Dark Matter in the Complete LUX Exposure, *Phys. Rev. Lett.* **118**, 021303 (2017).
- [46] D. S. Akerib *et al.* (LUX Collaboration), Results of a Search for Sub-GeV Dark Matter Using 2013 LUX Data, *Phys. Rev. Lett.* **122**, 131301 (2019).
- [47] D. S. Akerib *et al.* (LUX Collaboration), Limits on Spin-Dependent WIMP-Nucleon Cross Section Obtained from the Complete LUX Exposure, *Phys. Rev. Lett.* **118**, 251302 (2017).
- [48] D. S. Akerib *et al.* (LUX Collaboration), First Searches for Axions and Axionlike Particles with the LUX Experiment, *Phys. Rev. Lett.* **118**, 261301 (2017).
- [49] C. Fu *et al.* (PandaX-II Collaboration), Limits on Axion Couplings from the First 80 Days of Data of the PandaX-II Experiment, *Phys. Rev. Lett.* **119**, 181806 (2017).
- [50] X. Cui *et al.* (PandaX-II Collaboration), Dark Matter Results from 54-Ton-Day Exposure of PandaX-II Experiment, *Phys. Rev. Lett.* **119**, 181302 (2017).

- [51] P. Agnes *et al.* (DarkSide Collaboration), DarkSide-50 532-day dark matter search with low-radioactivity argon, [Phys. Rev. D **98**, 102006 \(2018\)](#).
- [52] E. Aprile *et al.* (XENON100 Collaboration), XENON100 dark matter results from a combination of 477 live days, [Phys. Rev. D **94**, 122001 \(2016\)](#).
- [53] E. Armengaud *et al.* (EDELWEISS Collaboration), Searches for electron interactions induced by new physics in the EDELWEISS-III germanium bolometers, [Phys. Rev. D **98**, 082004 \(2018\)](#).
- [54] C. E. Aalseth *et al.* (CoGeNT Collaboration), Experimental Constraints on a Dark Matter Origin for the DAMA Annual Modulation Effect, [Phys. Rev. Lett. **101**, 251301 \(2008\)](#); [102, 109903\(E\) \(2009\)](#).
- [55] R. Agnese *et al.* (SuperCDMS Collaboration), Low-mass dark matter search with CDMSlite, [Phys. Rev. D **97**, 022002 \(2018\)](#).
- [56] H. An, M. Pospelov, J. Pradler, and A. Rit, Direct detection constraints on dark photon dark matter, [Phys. Lett. B **747**, 331 \(2015\)](#).