



Publication Year	2023
Acceptance in OA @INAF	2024-12-06T14:14:17Z
Title	First stars signatures in high-z absorbers
Authors	SALVADORI, STEFANIA; D'ODORICO, Valentina; Andrea Saccardi; SKULADOTTIR, ASA; VANNI, Irene
DOI	10.36116/MEMSAIT_94N2.2023.215
Handle	http://hdl.handle.net/20.500.12386/35408
Series	MEMORIE DELLA SOCIETA ASTRONOMICA ITALIANA
Number	94



First stars signatures in high-z absorbers

S. Salvadori^{1,2}, V. D'Odorico^{3,4,5}, A. Saccardi⁶, A. Skúladóttir^{1,2}, and I. Vanni^{1,2}

¹ Dipartimento di Fisica e Astronomia, Università degli Studi di Firenze, Via G. Sansone 1, 50019, Sesto Fiorentino, Italy

² INAF - Osservatorio Astrofisico di Arcetri, Largo E.Fermi 5, 50125, Firenze, Italy

³ Scuola Normale Superiore, Piazza dei Cavalieri 7, 56126 Pisa, Italy

⁴ INAF - Osservatorio Astronomico di Trieste, via G.B. Tiepolo, 11 34143 Trieste, Italy

⁵ Institute for Fundamental Physics of the Universe, Via Beirut 2, 34014 Trieste, Italy

⁶ GEPI, Observatoire de Paris, Université PSL, CNRS, 5 Place Jules Janssen, 92190 Meudon, France
e-mail: stefania.salvadori@unifi.it

Received: 22-11-2022; Accepted: 03-01-2022

Abstract. The first stars were likely more massive than those forming today and thus rapidly evolved, exploding as supernovae and enriching the surrounding gas with their chemical products. In the Local Group, the chemical signature of the first stars has been identified in the so-called Carbon-Enhanced Metal-Poor stars (CEMP-no). On the contrary, a similar C-excess was not found in dense neutral gas traced by high-redshift absorption systems. Here we discuss the recent discovery of three C-enhanced very metal-poor ($[\text{Fe}/\text{H}] < -2$) optically thick absorbers at redshift $z \approx 3-4$, reported by Saccardi et al. (ApJ submitted). We show that these absorbers are extra-galactic tracers of the chemical signatures of the first stars, analogous to the CEMP-no stars observed in the Galactic halo and ultra-faint dwarf galaxies. Furthermore, by comparing observations with model predictions we demonstrate that these systems have most likely been imprinted by first stars exploding as low-energy supernovae, which provided $\geq 50\%$ of the metals in these absorbers.

1. Introduction

The first (Pop III) stars are predicted to be more massive than present-day stars, with masses possibly ranging from some tenth up to thousand times solar (e.g. Hirano et al. 2014; Susa et al. 2014) and a characteristic mass $> 1 M_{\odot}$ (Rossi et al. 2021). Massive first stars exploded as supernovae (SNe) and thus contaminated the surrounding environment with their chemical elements, whose yields vary according to the mass of the progenitor star and the SN explosion energy (e.g. Heger & Woosley 2010). Low-mass stars, born from

this metal-polluted gas, can survive until today (e.g. Bromm et al. 2001) and retain in their atmospheres a record of the chemical abundances left by the first stars.

These chemical signatures have been looked for in ancient metal-poor stars in our cosmic neighbourhood: mostly the Milky Way (MW) halo and Local Group dwarf galaxies, where we can uniquely study individual stars (e.g. Tolstoy et al. 2009). Very metal-poor stars ($[\text{Fe}/\text{H}] < -2$)¹, strongly enhanced in carbon over iron ($[\text{C}/\text{Fe}] > +0.7$) and not enriched

¹ $[\text{Fe}/\text{H}] = \log\left(\frac{N_{\text{Fe}}}{N_{\text{H}}}\right) - \log\left(\frac{N_{\text{Fe}}}{N_{\text{H}}}\right)_{\odot}$

in neutron-capture elements ($[\text{Ba}/\text{Fe}] < 0$), i.e. the so-called “CEMP-no” stars (e.g. Beers & Christlieb 2005), are the most promising descendants of Pop III stars that exploded as primordial low-energy supernovae (e.g. Iwamoto et al. 2005, and see Vanni et al. in this volume). Because of their low explosion energy, indeed, these SNe are only able to expel a small fraction of Fe-peak elements from the innermost layers, yielding large amounts of carbon (and other light elements) with respect to iron.

Since stars form out of gas, moving to higher redshifts, we also expect to find very metal-poor gaseous environments primarily enriched by the first stars, thus showing a similar excess of carbon. To this aim, the chemical traces of Pop III stars have been searched for in quasar absorption lines probing dense neutral gas with $[\text{Fe}/\text{H}] < -2$, i.e. in very metal-poor Damped Lyman- α systems (DLAs) with neutral hydrogen column density $\log(N_{\text{HI}}/\text{cm}^{-2}) > 20.3$. The initial claims of such a system (Cooke et al. 2011) have since been corrected, and therefore no C-enhanced DLAs have been discovered so far (Dutta et al. 2014; Carswell et al. 2012, Pettini private comm.).

Another approach is to investigate whether the chemical signature of the first stars can be identified in more diffuse high- z absorption systems, where star formation was likely interrupted early on, thus preventing contamination by subsequent generations of normal stars. To this end, we exploited the XQ-100 quasar legacy survey (López et al. 2016) to identify sub-DLAs and Lyman Limit Systems (LLSs) at redshift $z \approx 3 - 4$, i.e. absorption systems with H I column densities in the range $17.2 \leq \log(N_{\text{HI}}/\text{cm}^{-2}) \leq 20.3$. In Saccardi et al (ApJ, accepted), we derived iron, carbon and other chemical abundances for these systems.

Here we will compare our findings for gaseous systems with both observations of very metal-poor stars in the Local Group and theoretical models for Pop III star enrichment. We refer the reader to Saccardi et al. (ApJ accepted) for an in-depth description of the different chemical abundances measured in high- z absorbers; and to Vanni et al. (this volume, and in prep.) for a careful description of the theoretical model.

2. CEMP-no stars in the Local Group

In the MW halo and nearby ultra-faint dwarf galaxies (UFDs), there are many known CEMP-no stars ($[\text{C}/\text{Fe}] > +0.7$, $[\text{Ba}/\text{Fe}] < 0$), and a few have been also discovered in dwarf spheroidal (dSph) galaxies (e.g. Skúladóttir et al. 2015). However, not all C-enhanced stars are CEMP-no, another class exists: the so called CEMP-s(r) stars, which also exhibit an overabundance of neutron-capture elements ($[\text{Ba}/\text{Fe}] > +1$). These CEMP-s stars are almost exclusively found in binary systems (e.g. Arentsen et al. 2019), and their surplus of barium and carbon are expected to be acquired via an Asymptotic Giant Branch (AGB) companion during their lifetime (e.g. Abate et al. 2015). Conversely, the C-excess of CEMP-no stars is expected to be a genuine representation of the environment of formation (e.g. Aguado et al. 2022), which was likely polluted by the first stars (e.g. see Vanni et al. in this volume).

Ultimately, we need to find CEMP-no stars to indirectly study the first stellar generations. But how can we identify these stars without measuring barium? Spite et al. (2013) first demonstrated that we can discriminate among CEMP-no and CEMP-s stars on the basis of their absolute carbon abundance², $A(\text{C})$. Indeed, these two different populations dwell in two well defined regions: CEMP-s stars in the high-C band, $A(\text{C}) > 7.4$, CEMP-no stars in the low-C band, $A(\text{C}) < 7.4$ (see also Bonifacio et al. 2015; Yoon et al. 2016).

In Fig. 1 we report the measured $A(\text{C})$ with $[\text{Fe}/\text{H}]$ for stars in the Milky Way halo, UFDs, and dSph galaxies. The Figure contains data collected by Salvadori et al. (2015), including new data in UFDs (Ji et al. 2016; Spite et al. 2018) and newly discovered extremely metal-poor stars in the Milky Way halo (Starkenburger et al. 2018; François et al. 2018; Bonifacio et al. 2018; Aguado et al. 2019; González Hernández et al. 2020). All carbon values are corrected to account for internal mixing processes (Placco et al. 2014).

It is clear from Fig. 1 that the division between the low-C and high-C bands is working remarkably well. In particular the low-C

² $A(\text{C}) = \log(N_{\text{C}}/N_{\text{H}}) + 12$

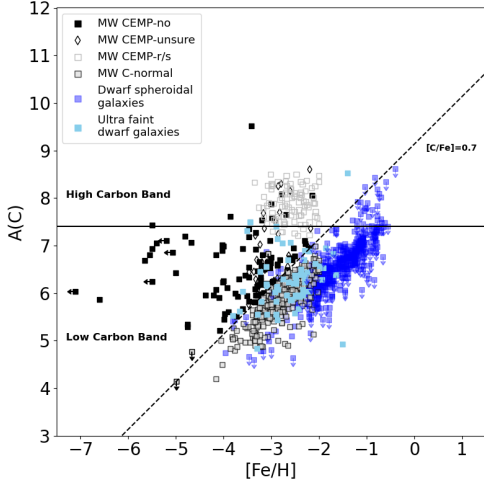


Fig. 1. Absolute carbon abundance, $A(C)$, as a function of $[Fe/H]$ for stars in UFDs (light blue squares), dSph galaxies (blue squares) and the MW (grey/black squares). The MW CEMP-no halo stars are shown as filled black symbols, C-normal halo stars as grey symbols, and CEMP-s(r) stars as open symbols. Typical errors are ~ 0.2 dex. The horizontal line separates the low- and high-C bands, and the dashed line indicates $[C/Fe] = +0.7$.

band is almost entirely populated by CEMP-no stars. Moreover, we note that CEMP-no stars become more dominant towards lower $[Fe/H]$. This is one of the reasons why they are believed to form in gaseous environment imprinted by the first stellar generations.

3. CEMP-no absorbers at high-z

To search for the analogues of CEMP-no stars in high-z gaseous absorbers, we exploited the XQ-100 quasar legacy survey (López et al. 2016), and selected a sample of 30 LLS and sub-DLAs at redshift $z \approx 3 - 4$, that we studied in detail (Saccardi et al. ApJ submitted). We performed Voigt profile fitting of metal absorption features and Lyman lines in the quasar spectra to measure column densities. To derive relative abundances of different elements, we applied photoionization-model corrections to the measured ionic column densities by exploiting the open-source Cloudy (Ferland et al. 2017).

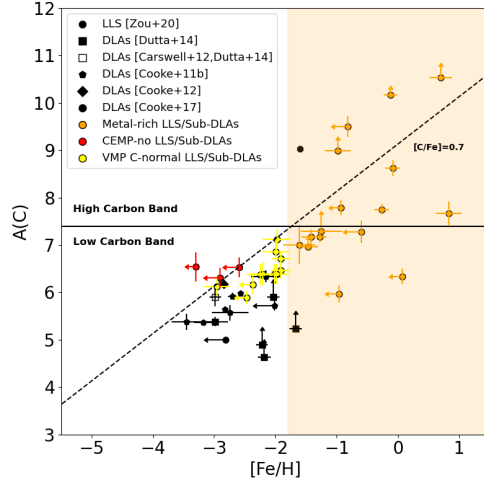


Fig. 2. Absolute carbon abundance as a function of $[Fe/H]$ for the 30 sub-DLAs and LLSs of our sample (coloured circles) and for DLAs/LLSs from literature (black points, see labels and text for ref.).

Among these 30 absorption systems, we identified 14 very metal-poor absorbers, $[Fe/H] < -2$, thereof three C-enhanced, $[C/Fe] > +0.7$. Furthermore, we identified four C-enhanced systems at higher iron abundances, see Fig. 2. We verified that the very metal-poor systems are also characterised by a low total metallicity ($Z < 10^{-2}Z_{\odot}$), and that they are not simply iron-poor because of dust depletion (Saccardi et al. ApJ submitted). Then, we concentrate on the three C-enhanced very metal-poor absorbers for which we can reasonably neglect the dust depletion (e.g. Vladilo 1998; Vladilo et al. 2018; De Cia et al. 2018).

To investigate the nature of our three bonafide CEMP systems, we show in Fig. 2 the absolute carbon abundances with respect to $[Fe/H]$, which is used as a key diagnostic tool to identify CEMP-no stars (Sec. 2). It is evident from Fig. 2 that our three CEMP absorbers (red points) dwell in the low-C band, i.e. in the region where CEMP-no stars are typically found (see Fig. 1). Note that we have only obtained $1 - \sigma$ upper limits for $[Fe/H]$ in these systems. However, a lower iron abundance will only increase their $[C/Fe]$ abundance ratio.

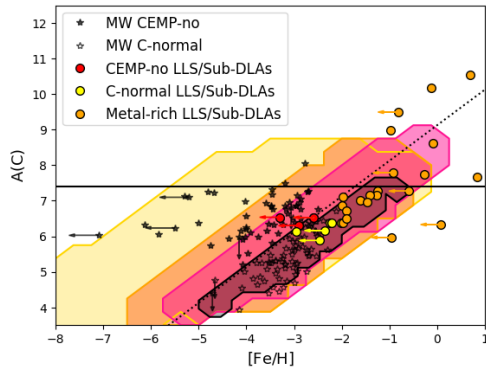


Fig. 3. Absolute carbon abundance as a function of $[\text{Fe}/\text{H}]$ for an ISM imprinted by PopIII stars. Colours show different level of Pop III enrichment: 100% (yellow), 90% (orange), 50% (magenta), 10% (gray). The dotted line shows $[\text{C}/\text{Fe}] = +0.7$, the solid one separates the low-C from the high-C band.

In Fig. 2 we also see that the C-normal very metal-poor absorbers (yellow points) reside where C-normal very metal-poor stars dwell. In this region, but at lower $A(\text{C})$ values, we can also see the very metal-poor DLAs from the literature (Cooke et al. 2011, 2012; Carswell et al. 2012; Dutta et al. 2014; Cooke et al. 2017). Finally at $[\text{Fe}/\text{H}] > -2$, we note that there are four C-enhanced absorbers (plus one from Zou et al. 2020) dwelling in the high-C band where CEMP-s stars are typically observed. At these metallicities, however, the dust depletion is no longer negligible, preventing us from drawing any strong conclusions.

4. Origin of CEMP-no environments

To understand the origin of the newly identified CEMP-no absorbers, we compare the observational results of Saccardi et al (ApJ accepted, Sec. 3) to theoretical predictions. We exploit the simple and general parametric study by Salvadori et al. (2019), which is further developed by Vanni et al. (in prep.), and presented in this volume by Vanni et al. The goal of the model is to chemically characterize an interstellar medium (ISM) mainly imprinted by Pop III stars, i.e. where the metals from Pop III SNe account for $\geq 50\%$ of the total.

The model encodes the main unknowns related to early cosmic star formation and metal enrichment into three free parameters: the mass of gas converted into stars, or the star formation efficiency; metals retained in the ISM, parameterized with the dilution factor; and the mass fraction of PopIII metals with respect to the total, f_{PopIII} . In Vanni et al. (this volume) we demonstrated that either primordial faint SNe or core-collapse SNe are required to explain CEMP-no stars. Hence here we only focus on this class of low-energy primordial SNe.

In Fig. 3 we compare the predicted $A(\text{C})$ and $[\text{Fe}/\text{H}]$ values for an ISM imprinted by low-energy ($E \leq 10^{51}$ erg) Pop III supernovae with the chemical abundances measured in the gas of our high- z sub-DLAs and LLSs and in the stars of the MW halo. The colours denote different fraction of metals from Pop III SNe: from the yellow area, where the ISM is completely imprinted by them ($f_{\text{PopIII}} = 100\%$), to the gray area, where normal Pop II stars exploding as core-collapse SNe dominate the ISM enrichment ($f_{\text{PopIII}} = 10\%$).

We can see in Fig. 2 that our CEMP-no absorbers, which have moderately high $[\text{C}/\text{Fe}]$ values, are consistent with a $\geq 50\%$ enrichment from Pop III stars and thus can be considered gaseous fossils from the early Universe.

5. Conclusions

We have shown that the newly discovered C-enhanced very metal-poor absorption systems most likely hold the chemical signature of the first stars that exploded as low-energy SNe ($E \leq 10^{51}$ erg), and provided $\geq 50\%$ of their metals. These systems are thus the gaseous $z \approx 3-4$ analogues of present-day CEMP-no stars. This is further supported when their full abundance pattern is taken into account (Saccardi et al. ApJ submitted).

The discovery of these gaseous CEMP-no systems suggests that optically thick, relatively diffuse absorbers, can preserve the chemical signatures of the first stellar generations. These absorbers are likely too diffuse to sustain star formation, a key requirement to prevent further chemical pollution and safeguard the signature of the first stars (Salvadori & Ferrara 2012).

Presently we are limited by the relatively low resolution and signal-to-noise ratio of available observations. However, with the advent of ANDES for ELT (Marconi et al. 2022) we shall be able to carry out more detailed studies of these absorbers at higher precision, detecting key elements like Zn (Salvadori et al. 2019). By exploiting the Pop III star traces left in both *far-away gas* and in *nearby stars*, we will thus manage to understand the nature of the first stars and galaxies.

Acknowledgements. This project received funding from the European Research Council (ERC) under the European Union’s Horizon 2020 research and innovation programme (grant agreement No 804240). S.S., V.D., and I.V. acknowledge support from the PRIN-MIUR17, prot. n. 2017T4ARJ5.

References

- Abate, C., Pols, O. R., Izzard, R. G., & Karakas, A. I. 2015, *A&A*, 581, A22
- Aguado, D., Molaro, P., Caffau, E., et al. 2022, arXiv e-prints, arXiv:2210.04910
- Aguado, D. S., González Hernández, J. I., Allende Prieto, C., & Rebolo, R. 2019, *ApJ*, 874, L21
- Arentsen, A., Starkenburg, E., Shetrone, M. D., et al. 2019, *A&A*, 621, A108
- Beers, T. C. & Christlieb, N. 2005, *ARA&A*, 43, 531
- Bonifacio, P., Caffau, E., Spite, M., et al. 2015, *A&A*, 579, A28
- Bonifacio, P., Caffau, E., Spite, M., et al. 2018, *A&A*, 612, A65
- Bromm, V., Ferrara, A., Coppi, P. S., & Larson, R. B. 2001, *MNRAS*, 328, 969
- Carswell, R. F., Becker, G. D., Jorgenson, R. A., Murphy, M. T., & Wolfe, A. M. 2012, *MNRAS*, 422, 1700
- Cooke, R., Pettini, M., & Murphy, M. T. 2012, *MNRAS*, 425, 347
- Cooke, R., Pettini, M., Steidel, C. C., Rudie, G. C., & Nissen, P. E. 2011, *MNRAS*, 417, 1534
- Cooke, R. J., Pettini, M., & Steidel, C. C. 2017, *MNRAS*, 467, 802
- De Cia, A., Ledoux, C., Petitjean, P., & Savaglio, S. 2018, *A&A*, 611, A76
- Dutta, R., Srianand, R., Rahmani, H., et al. 2014, *MNRAS*, 440, 307
- Ferland, G. J., Chatzikos, M., Guzmán, F., et al. 2017, *Revista Mexicana de Astronomía y Astrofísica*, 53, 385
- François, P., Caffau, E., Wanajo, S., et al. 2018, *A&A*, 619, A10
- González Hernández, J. I., Aguado, D. S., Allende Prieto, C., Burgasser, A. J., & Rebolo, R. 2020, *ApJ*, 889, L13
- Heger, A. & Woosley, S. E. 2010, *ApJ*, 724, 341
- Hirano, S., Hosokawa, T., Yoshida, N., et al. 2014, *ApJ*, 781, 60
- Iwamoto, N., Umeda, H., Tominaga, N., Nomoto, K., & Maeda, K. 2005, *Science*, 309, 451
- Ji, A. P., Frebel, A., Ezzeddine, R., & Casey, A. R. 2016, *ApJ*, 832, L3
- López, S., D’Odorico, V., Ellison, S. L., et al. 2016, *A&A*, 594, A91
- Marconi, A., Abreu, M., Adibekyan, V., et al. 2022, in *SPIE Conference Series*, Vol. 12184, *Ground-based and Airborne Instrumentation for Astronomy IX*, ed. C. J. Evans, J. J. Bryant, & K. Motohara, 1218424
- Placco, V. M., Frebel, A., Beers, T. C., & Stancliffe, R. J. 2014, *ApJ*, 797, 21
- Rossi, M., Salvadori, S., & Skúladóttir, Á. 2021, *MNRAS*, 503, 6026
- Salvadori, S., Bonifacio, P., Caffau, E., et al. 2019, *MNRAS*, 487, 4261
- Salvadori, S. & Ferrara, A. 2012, *MNRAS*, 421, L29
- Salvadori, S., Skúladóttir, Á., & Tolstoy, E. 2015, *MNRAS*, 454, 1320
- Skúladóttir, Á., Tolstoy, E., Salvadori, S., et al. 2015, *A&A*, 574, A129
- Spite, M., Caffau, E., Bonifacio, P., et al. 2013, *A&A*, 552, A107
- Spite, M., Spite, F., François, P., et al. 2018, *A&A*, 617, A56
- Starkenburg, E., Aguado, D. S., Bonifacio, P., et al. 2018, *MNRAS*, 481, 3838
- Susa, H., Hasegawa, K., & Tominaga, N. 2014, *ApJ*, 792, 32
- Tolstoy, E., Hill, V., & Tosi, M. 2009, *ARA&A*, 47, 371
- Vladilo, G. 1998, *ApJ*, 493, 583

- Vladilo, G., Gioannini, L., Matteucci, F., & Palla, M. 2018, *ApJ*, 868, 127
- Zou, S., Petitjean, P., Noterdaeme, P., et al. 2020, *ApJ*, 901, 105
- Yoon, J., Beers, T. C., Placco, V. M., et al. 2016, *ApJ*, 833, 20