



Publication Year	2022
Acceptance in OA	2025-04-03T12:01:06Z
Title	The Black Hole Mass Function across Cosmic Time. II. Heavy Seeds and (Super)Massive Black Holes
Authors	Sicilia, Alex, Lapi, Andrea, Boco, Lumen, Shankar, Francesco, Alexander, David M., ALLEVATO, Viola, Villforth, Carolin, MASSARDI, Marcella, Spera, Mario, Bressan, Alessandro, Danese, Luigi
Publisher's version (DOI)	10.3847/1538-4357/ac7873
Handle	http://hdl.handle.net/20.500.12386/37020
Journal	THE ASTROPHYSICAL JOURNAL
Volume	934



The Black Hole Mass Function across Cosmic Time. II. Heavy Seeds and (Super)Massive Black Holes

Alex Sicilia¹ , Andrea Lapi^{1,2,3,4} , Lumen Boco^{1,2} , Francesco Shankar⁵ , David M. Alexander⁶ , Viola Allevato^{7,8} ,
Carolyn Villforth⁹ , Marcella Massardi^{1,10} , Mario Spera^{1,2,3} , Alessandro Bressan^{1,2} , and Luigi Danese^{1,2}

¹SISSA, Via Bonomea 265, 34136 Trieste, Italy; lapi@sissa.it

²IFPU–Institute for Fundamental Physics of the Universe, Via Beirut 2, I-34014 Trieste, Italy

³INFN–Sezione di Trieste, via Valerio 2, I-34127 Trieste, Italy

⁴IRA–INAF, Via Gobetti 101, I-40129 Bologna, Italy

⁵Department of Physics and Astronomy, University of Southampton, Highfield SO17 1BJ, UK

⁶Department of Physics, Durham University, South Road, Durham, DH1 3LE, UK

⁷INAF–Osservatorio di Astrofisica e Scienza dello Spazio di Bologna, I-40129 Bologna, Italy

⁸Scuola Normale Superiore, Piazza dei Cavalieri 7, I-56126 Pisa, Italy

⁹Department of Physics, University of Bath, Claverton Down, BA27AY, Bath, UK

¹⁰IRA–INAF, Italian ARC, Via Gobetti 101, I-40129 Bologna, Italy

Received 2022 April 6; revised 2022 May 17; accepted 2022 June 12; published 2022 July 26

Abstract

This is the second paper in a series aimed at modeling the black hole (BH) mass function from the stellar to the (super)massive regime. In the present work, we focus on (super)massive BHs and provide an ab initio computation of their mass function across cosmic time. We consider two main mechanisms to grow the central BH that are expected to cooperate in the high-redshift star-forming progenitors of local massive galaxies. The first is the gaseous dynamical friction process, which can cause the migration toward the nuclear regions of stellar mass BHs originated during the intense bursts of star formation in the gas-rich host progenitor galaxy and the buildup of a central heavy BH seed, $M_* \sim 10^{3-5} M_\odot$, within short timescales of \lesssim some 10^7 yr. The second mechanism is the standard Eddington-type gas disk accretion onto the heavy BH seed through which the central BH can become (super)massive, $M_* \sim 10^{6-10} M_\odot$, within the typical star formation duration, $\lesssim 1$ Gyr, of the host. We validate our semiempirical approach by reproducing the observed redshift-dependent bolometric AGN luminosity functions and Eddington ratio distributions and the relationship between the star formation and the bolometric luminosity of the accreting central BH. We then derive the relic (super)massive BH mass function at different redshifts via a generalized continuity equation approach and compare it with present observational estimates. Finally, we reconstruct the overall BH mass function from the stellar to the (super)massive regime over more than 10 orders of magnitudes in BH mass.

Unified Astronomy Thesaurus concepts: [Supermassive black holes \(1663\)](#); [Galaxy formation \(595\)](#)

1. Introduction

The formation of (super)massive black holes (BHs) with masses $M_* \sim 10^{6-10} M_\odot$ and their role in galaxy evolution constitute crucial yet long-standing problems in modern astrophysics and cosmology. These monsters are thought to have grown mainly by gaseous accretion onto a disk surrounding the BH (e.g., Lynden-Bell 1969; Shakura & Sunyaev 1973) that energizes the spectacular broadband emission of active galactic nuclei (AGNs) and leaves a BH relic ubiquitously found at the center of massive galaxies in the local universe (e.g., Kormendy & Ho 2013; also textbooks by Mo et al. 2010; Cimatti et al. 2020). This paradigm has recently received an astonishing confirmation by the Event Horizon Telescope collaboration (2019, 2022) via the imaging of the BH shadow caused by gravitational light bending and photon capture at the event horizon of M87 and Sgr A*.

Accreting supermassive BHs can have a profound impact on the evolution of the host galaxies (see review by Alexander & Hickox 2012), as testified by the observed tight relationships between the relic BH masses and the physical properties of the

hosts, most noticeably the stellar mass or velocity dispersion of the bulge component (e.g., Magorrian et al. 1998; Ferrarese & Merritt 2000; Gebhardt et al. 2000; Tremaine et al. 2002; Kormendy & Ho 2013; McConnell & Ma 2013; Reines & Volonteri 2015; Shankar et al. 2016, 2020a; Sahu et al. 2019; Zhu et al. 2021). These suggest that (apart from short-time stochastic fluctuations) the BH and the bulge stellar mass must have coevolved over comparable timescales, possibly determined by the energy feedback from the BH itself on the gas/dust content of the host (see Tinsley 1980; Silk & Rees 1998; Fabian 1999; King 2005; Lapi et al. 2006, 2014, 2018; for a review, see King & Pounds 2015). In fact, targeted X-ray observations in the high-redshift star-forming progenitors of local massive galaxies have started to reveal the early growth of a dust-enshrouded (super)massive BH in their nuclear regions (e.g., Mullaney et al. 2012; Page et al. 2012; Delvecchio et al. 2014; Rodighiero et al. 2015, 2019; Fiore et al. 2017; Stanley et al. 2015, 2017; Massardi et al. 2018; Combes et al. 2019; D’Amato et al. 2020) before it attains a high enough mass and power to manifest as a bright AGN and eventually reduce/quench star formation and partly evacuate gas and dust from the host (e.g., Granato et al. 2001, 2004; Lapi et al. 2011, 2014, 2018). Another, albeit more indirect, indication of coevolution for the bulk of the BH and the host stellar mass comes from the similarity between the activity timescales of the

central BH to the transition timescale of (green valley) galaxies from the blue cloud to the red sequence (see Wang et al. 2017; Lin et al. 2021, 2022; this is true apart from rejuvenations at late cosmic times; see Martin-Navarro et al. 2022).

However, two recent pieces of evidence may suggest that standard disk accretion is not the only process at work in growing a BH to the (super)massive regime. The first is the discovery of an increasing number of active BHs with masses $M_{\bullet} \gtrsim 10^9 M_{\odot}$ at very high redshifts, $z \gtrsim 7$ (e.g., Mortlock et al. 2011; Wu et al. 2015; Venemans et al. 2017, 2018; Reed et al. 2019; Banados et al. 2018, 2021; Wang et al. 2019, 2021), when the age of the universe was shorter than 0.8 Gyr. The second is the robust measurements of extreme BH masses $M_{\bullet} \gtrsim 10^{9-10} M_{\odot}$ at the center of early-type galaxies with stellar mass $M_{\star} \gtrsim 10^{11} M_{\odot}$ (e.g., McConnell et al. 2011; Ferre-Mateu et al. 2015; Thomas et al. 2016; Mehrgan et al. 2019; Dullo et al. 2021) that formed most of their old stellar component during a star formation episode lasting some 10^8 yr at $z \gtrsim 1$, as demonstrated by astroarcheological measurements of their stellar ages and α -enhanced metal content (e.g., Thomas et al. 2005, 2010; Gallazzi et al. 2006, 2014; Johansson et al. 2012; Maiolino & Mannucci 2019; Morishita et al. 2019; Saracco et al. 2020). These observations concur to raise the issue of how billion-solar-mass BHs may have grown in less than a gigayear. In fact, this is somewhat challenging if standard disk accretion starts from a light seed of $\sim 10^2 M_{\odot}$ of stellar origin and proceeds with the typical Eddington ratios $\lambda \lesssim 1$ as estimated out to $z \sim 6$ in active BHs (see Vestergaard & Osmer 2009; Nobuta et al. 2012; Kelly & Shen 2013; Dai et al. 2014; Kim & Im 2019; Duras et al. 2020; Ananna et al. 2022), which would require an overall time $\gtrsim 0.8/\lambda$ Gyr to attain $\sim 10^9 M_{\odot}$. Solutions may invoke mechanisms able to rapidly produce heavy BH seeds of $10^{3-5} M_{\odot}$, thus reducing the time required to attain the final masses by standard disk accretion (see Natarajan 2014, Mayer & Bonoli 2019, Inayoshi et al. 2020, and Volonteri et al. 2021 for recent and exhaustive reviews). Viable possibilities comprise direct collapse of gas clouds within a (proto)galaxy, possibly induced by galaxy mergers or enhanced matter inflow along cosmic filaments (e.g., Lodato & Natarajan 2007; Mayer et al. 2010, 2015; Di Matteo et al. 2012, 2017); merging of stars inside globular or nuclear star clusters (e.g., Portegies Zwart et al. 2004; Devecchi et al. 2012; Latif & Ferrara 2016; Kroupa et al. 2020); and migration of stellar BHs toward the nuclear galaxy regions via dynamical friction against the dense gas-rich environment in strongly star-forming progenitors of local massive galaxies (e.g., Boco et al. 2020, 2021).¹¹

Such a complex picture for the overall (super)massive BH growth may, in principle, be probed via one of the most fundamental quantities for demographic studies of the BH population, namely, the BH mass function, which expresses the number density of BHs per comoving volume and unit BH mass as a function of redshift. For (super)massive BHs, where most of the mass is accumulated through gas disk accretion, this is usually estimated (but still subject to systematics) from the AGN luminosity functions via Soltan (1982)-type or continuity equation arguments (e.g., Small & Blandford 1992;

Haehnelt et al. 1998; Salucci et al. 1999; Yu & Tremaine 2002; Yu & Lu 2004, 2008; Merloni & Heinz 2008; Cao 2010; Kelly & Merloni 2012; Aversa et al. 2015; Shankar et al. 2004, 2009, 2013) or from local galaxy mass/luminosity/velocity dispersion functions and scaling relations among these properties and the BH mass (e.g., Vika et al. 2009; Li et al. 2011; Mutlu-Pakdil et al. 2016; Shankar et al. 2016, 2020a).

In a future perspective, a precise assessment of the relic BH mass function is also important to work out detailed predictions for the gravitational-wave emission expected from mergers of (super)massive BHs that will constitute the primary targets of the upcoming Laser Interferometer Space Antenna mission (e.g., Sesana et al. 2016 and Ricarte & Natarajan 2018 for reviews; Barausse & Lapi 2021 and references therein) and of ongoing and future Pulsar-Timing Array experiments (e.g., Antoniadis et al. 2022). Thus, a theoretical grasp on the (super)massive BH mass function across cosmic time is of crucial importance.

This is the second paper in a series aimed at modeling the BH mass function from the stellar to the intermediate and (super)massive regime. In Sicilia et al. (2022, hereafter Paper I), we focused on the stellar mass BH relic mass function, while in the present work, we provide an ab initio computation of the redshift-dependent mass function for (super)massive BHs. We consider two mechanisms to grow the central BH that likely cooperate in the high-redshift star-forming progenitors of local massive galaxies. The first one is the gaseous dynamical friction introduced by Boco et al. (2020), which can cause the migration of stellar mass BHs originated during the intense bursts of star formation in the gas-rich central regions of the host progenitor galaxy and the buildup of heavy BH seeds $\lesssim 10^5 M_{\odot}$ within short timescales of \lesssim some 10^7 yr. The second mechanism is the standard Eddington-type gas disk accretion onto the heavy seed, through which the central BH can become (super)massive within the typical star formation timescales, $\lesssim 1$ Gyr, of the host galaxy.

Our approach is semiempirical, requires minimal modeling and a few educated assumptions, and is original in at least three respects: (i) we start from the galaxy star formation rate (SFR) functions and derive BH-related statistics by jointly modeling the evolution of the central BH mass and the stellar mass of the host; (ii) we explicitly compute (and do not assume a priori) the heavy seed mass function by exploiting the distribution of stellar mass BHs originated from star formation (Sicilia et al. 2022) and their migration rates due to dynamical friction (Boco et al. 2020); and (iii) we determine the detailed shape of the BH growth curve during disk accretion (in particular, we set the Eddington ratio) by requiring that the final BH and host stellar mass satisfy a Magorrian-like relationship, and that the star formation timescale of the galaxy host is set by the main-sequence relation. We validate our approach by reproducing the observed redshift-dependent bolometric AGN luminosity functions and Eddington ratio distributions and the relationship between the star formation of the host galaxy and the bolometric luminosity of the accreting central BH. We then derive the relic (super)massive BH mass function at different redshifts via a generalized continuity equation approach and compare it with present observational estimates. At the same time, we provide a robust theoretical basis for a physically motivated heavy seed distribution at high redshifts. Finally, we put together the results from Paper I and the present work to reconstruct the overall BH mass function from the stellar to the

¹¹ When referring to the dynamical friction mechanism, the term “seeds” is used in a broader sense with respect to the classic meaning in the literature. A seed is usually referred to as the first compact object on which subsequent disk accretion occurs, eventually leading to the formation of a supermassive BH. The heavy seeds formed with the dynamical friction mechanism are by-products of multiple mergers of already-existing stellar mass BHs (that in turn could be referred to as light seeds) forming across a wide redshift range.

intermediate to the (super)massive regime over more than 10 orders of magnitude in BH mass.

The plan of the paper is straightforward. In Section 2, we describe our semiempirical framework; in Section 3, we present and discuss our results; and in Section 4, we summarize our main findings and outline future perspectives. In the Appendices, we recall the basics of the gaseous dynamical friction mechanism (see Appendix A) and the continuity equation technique (see Appendix B) exploited in the computations of the main text. Throughout this work, we adopt the standard flat Λ CDM cosmology (Planck Collaboration 2020) with rounded parameter values: matter density $\Omega_M = 0.3$, dark energy density $\Omega_\Lambda = 0.7$, baryon density $\Omega_b = 0.05$, Hubble constant $H_0 = 100 h \text{ km s}^{-1} \text{ Mpc}^{-1}$ with $h = 0.7$, and mass variance $\sigma_8 = 0.8$ on a scale of $8 h^{-1} \text{ Mpc}$. A Kroupa (2001) initial mass function (IMF) in the star mass range $m_* \sim 0.1\text{--}150 M_\odot$ is adopted.

2. Theoretical Background

We aim to derive the redshift-dependent (super)massive relic BH mass function $dN/d \log M_* dV$, i.e., the number density of massive BHs per unit comoving volume V and BH mass M_* . We rely on two main mechanisms to grow the central BH mass that are likely to cooperate in the gas-rich star-forming progenitors of local massive galaxies (hosting massive relic BHs): gas disk accretion and stellar BH migration via gaseous dynamical friction. Both processes will require the joint modeling of the stellar and BH mass growth history in a galaxy of a given SFR and redshift.

2.1. Stellar Mass Growth

As to the stellar mass growth, we assume a simple two-stage star formation history,

$$\dot{M}_*(\tau) = (1 - \mathcal{R})\psi \Theta_{\text{H}}[\tau \leq \tau_b], \quad (1)$$

where ψ is the SFR, $\mathcal{R} \approx 0.45$ is the IMF-dependent gas fraction restituted to the interstellar medium (ISM) during stellar evolution (with the quoted value applying for a Kroupa IMF), and $\Theta_{\text{H}}[\cdot]$ is the Heaviside step function. Basically, this reflects a constant SFR that is then abruptly quenched by the radiative/kinetic power associated with supernova explosions/stellar winds and/or the central BH activity at around the age τ_b . This temporal evolution renders to a good approximation the behavior expected from state-of-the-art in situ galaxy evolution models (e.g., Pantoni et al. 2019; Lapi et al. 2020) and is also indicated by spectral energy distribution modeling studies of high-redshift dusty star-forming galaxies (e.g., Papovich et al. 2011; Smit et al. 2012; Moustakas et al. 2013; Steinhardt et al. 2014; Cassara et al. 2016; Citro et al. 2016; Gonzalez Delgado et al. 2017; Carnall et al. 2019; Williams et al. 2021; Pantoni et al. 2021) and the observed fraction of IR-detected host galaxies in the X-ray (e.g., Mullaney et al. 2012; Page et al. 2012; Rosario et al. 2012; Azadi et al. 2015; Stanley et al. 2015; Carraro et al. 2020) and in IR or optically selected AGNs (e.g., Mor et al. 2012; Wang et al. 2013; Willott et al. 2015; Stanley et al. 2017; Dai et al. 2018; Bianchini et al. 2019; Nguyen et al. 2020; Wang et al. 2021).

Correspondingly, the stellar mass increases as

$$M_*(\tau) = \begin{cases} (1 - \mathcal{R})\psi \tau, & \tau \leq \tau_b \\ M_*(\tau_b), & \tau > \tau_b \end{cases}, \quad (2)$$

and hereafter, we will indicate for convenience $M_{*,\text{relic}} \equiv M_*(\tau_b) = (1 - \mathcal{R})\psi \tau_b$. Note, however, that this is the stellar mass just before the quenching at τ_b , not the relic stellar mass at $z \approx 0$; in fact, at late cosmic times, this may be further increased by dry mergers, especially in very massive galaxies (e.g., Rodriguez-Gomez et al. 2016; Buitrago et al. 2017; Lapi et al. 2018).

We can estimate the value of the star formation duration τ_b by requiring that, just before the quenching, the SFR ψ and stellar mass $M_*(\tau_b) = M_{*,\text{relic}}$ satisfy the redshift-dependent main-sequence relationship $\psi_{\text{MS}}(M_*, z)$ (see Daddi et al. 2007; Rodighiero et al. 2011, 2015; Sargent et al. 2012; Speagle et al. 2014; Whitaker et al. 2014; Schreiber et al. 2015; Caputi et al. 2017; Bisigello et al. 2018; Boogaard et al. 2018; Leja et al. 2022; Rinaldi et al. 2022; Popesso et al. 2022); in other words, the condition

$$\psi_{\text{MS}}(M_{*,\text{relic}}, z) = \psi \quad (3)$$

sets the timescale $\tau_b(\psi, z)$ for any galaxy with SFR ψ and redshift z . We adopt as our reference the main-sequence determination by Speagle et al. (2014),

$$\begin{aligned} \log \frac{\psi_{\text{MS}}(M_*, z)}{M_\odot \text{ yr}^{-1}} &\approx (-6.51 + 0.11 t_z) \\ &+ (0.84 - 0.026 t_z) \log \frac{M_*}{M_\odot}, \end{aligned} \quad (4)$$

where t_z is the age of the universe at redshift z in units of gigayears. We will show in Section 3.2 the effect of adopting a different main-sequence prescription.

2.2. BH Growth Due to Dynamical Friction

Boco et al. (2020, 2021) pointed out that the central BH can grow, especially in the early stages, by a continuous rain of stellar mass BHs that are funneled toward the nuclear region via dynamical friction against the gas-rich background of high-redshift star-forming galaxies. The related growth rate is computed following Boco et al. (2020; see also Appendix A of the current paper), to which we refer the interested reader for details. For consistency, in the present work, we initialize the computation based on the stellar BH mass function and light seed distribution derived in Paper I along the following lines.

First of all, we extract from the stellar and binary evolutionary code SEVN (see Spera et al. 2019) the so-called stellar term, i.e., the number of BHs originated per unit of stellar mass formed M_{SFR} and BH mass m_* :

$$\begin{aligned} \frac{dN_\bullet}{dM_{\text{SFR}} d \log m_*} (m_\bullet | Z) &= \frac{dN_{\star \rightarrow \bullet}}{dM_{\text{SFR}} d \log m_*} \\ &+ \frac{dN_{\star \star \rightarrow \bullet}}{dM_{\text{SFR}} d \log m_*} + \sum_{i=1,2} \frac{dN_{\star \star \rightarrow \bullet, i}}{dM_{\text{SFR}} d \log m_{*,i}}. \end{aligned} \quad (5)$$

This includes three different contributions from isolated stars evolving into BHs ($\star \rightarrow \bullet$); stars that were originally in binary systems but end up as an isolated BH because one of the companions has been ejected, destroyed, or cannibalized ($\star \star \rightarrow \bullet$); and stars in binary systems that evolve into binary

BHs ($\star\star \rightarrow \bullet\bullet$). All of these terms are strongly dependent on metallicity Z , which affects the efficiency of the various processes involved in stellar and binary evolution, like mass-loss rates, mass transfers, core-collapse physics, etc. (see Paper I for details).

We then derive the birth rate of stellar BHs with mass m_* at time τ in an individual galaxy with SFR ψ at redshift z from the expression

$$\frac{d\dot{N}_{\text{birth}}}{d \log m_*}(m_*, \tau | \psi, z) = \psi \int d \log Z \frac{dN_*}{dM_{\text{SFR}} d \log m_*}(m_* | Z) \times \frac{dp}{d \log Z}[Z | Z_{\text{FMR}}(\psi, M_*(\tau))]. \quad (6)$$

The integrand is the product of the stellar term from Equation (5) and the metallicity distribution $dp/d \log Z$. For the latter, we adopt a lognormal shape centered around the fundamental metallicity relation $\log Z_{\text{FMR}}(\psi, M_*)$ by Mannucci et al. (2010; for a review, see Maiolino & Mannucci 2019), with a dispersion of $\Delta \log Z_{\text{FMR}} \approx 0.15$ dex and $M_*(\tau)$ given by Equation (2).

We then compute the migration rate per unit stellar BH mass due to gaseous dynamical friction at time τ inside a galaxy with SFR ψ at redshift z ,

$$\frac{d\dot{N}_{\text{DF}}}{d \log m_*}(m_*, \tau | \psi, z) = \int dr \frac{dp}{dr}(r) \int dv_\theta \frac{dp}{dv_\theta}(v_\theta | r) \times \int dv_r \frac{dp}{dv_r}(v_r | r) \frac{d\dot{N}_{\text{birth}}}{d \log m_*}(m_*, \tau - \tau_{\text{DF}} | \psi, z); \quad (7)$$

here dp/dr and $dp/dv_{r,\theta}$ are the probability distributions of the initial radii and velocities, and $\tau_{\text{DF}}(m_*, r, v_r, v_\theta)$ is the dynamical friction timescale against the gaseous background for a compact remnant of mass m_* . All of these quantities are recalled in Appendix A and detailed in Boco et al. (2020); in the latter, the reader can find an account of how the dynamical friction timescale depends on such quantities and the parameters ruling the gas distribution.

Finally, the growth rate of the central BH due to the dynamical friction mechanism is just

$$\dot{M}_{*,\text{DF}}(\tau | \psi, z) = \Theta_{\text{H}}[\tau \leq \tau_b] \times \int d \log m_* m_* \frac{d\dot{N}_{\text{DF}}}{d \log m_*}(m_*, \tau | \psi, z), \quad (8)$$

where the step function $\Theta_{\text{H}}(\cdot)$ specifies that the mechanism is no longer active after τ_b , since the gaseous medium is expected to have been at least partly evacuated from the nuclear regions due to feedback processes.

2.3. BH Growth Due to Gas Accretion

In parallel, the central BH can grow due to standard gas disk accretion. We adopt a BH accretion rate curve with shape (e.g., Yu & Lu 2004, 2008; Shen 2009; Li 2012; Lapi et al. 2014; Aversa et al. 2015)

$$\dot{M}_{*,\text{acc}}(\tau) = \begin{cases} \frac{M_*(\tau)}{\tau_{\text{ef}}}, & \tau \leq \tau_b \\ \dot{M}_{*,\text{acc}}(\tau_b) e^{-(\tau - \tau_b)/\tau_d}, & \tau_b < \tau \leq \tau_b + \zeta \tau_d \\ 0, & \tau > \tau_b + \zeta \tau_d \end{cases} \quad (9)$$

This describes growth due to disk accretion in two stages, separated at the galaxy age τ_b , where star formation is

quenched. The rationale behind the above expression is the following: at early epochs (ages $\tau \lesssim \tau_b$), when there is plenty of material to accrete onto the BH in the nuclear galaxy regions, a demand-limited, Eddington-type BH accretion rate over a characteristic e-folding timescale τ_{ef} is assumed. At late times (ages $\tau \gtrsim \tau_b$), the BH mass and radiative/kinetic power may be so large as to quench the star formation and partly evacuate gas from the host; however, if residual gas mass is still present in the central regions, it can be accreted in a supply-driven fashion, thus originating the exponentially declining part of the accretion curve with a characteristic timescale τ_d . The IR-detected fraction of X-ray-selected AGNs (see Mullaney et al. 2012; Page et al. 2012; Rosario et al. 2012; Azadi et al. 2015; Stanley et al. 2015; Carraro et al. 2020) suggests $\tau_d \approx 2\tau_{\text{ef}}$, as shown by Lapi et al. (2014) and adopted by Aversa et al. (2015) and Mancuso et al. (2016b, 2017). Eventually, we consider the accretion to stop for ages $\tau \gtrsim \tau_b + \zeta \tau_d$ with $\zeta \approx 3$ (our results are weakly affected by the value of this latter quantity); this is reasonable, since at that point, the accretion rate becomes so small with $\dot{M}_{*,\text{acc}} \tau_{\text{ef}} / M_* \lesssim 10^{-2}$ as to enter into an advection-dominated accretion flow regime, where the mass growth can be safely neglected with respect to that accumulated during the slim/thin disk accretion. We will show in Section 3.2 the effect of adopting a different, scale-free declining portion (e.g., Shen 2009) of the BH growth curve that also avoids the inclusion of the quantity ζ .

Provided that $L = \epsilon \dot{M}_* c^2$ is the accretion luminosity and $\lambda \equiv L/L_{\text{Edd}}$ is the (luminous) Eddington ratio in terms of the Eddington luminosity¹² L_{Edd} , the e-folding time of the early growth reads

$$\tau_{\text{ef}} = \frac{\epsilon}{(1 - \epsilon)\lambda} t_{\text{Edd}}, \quad (10)$$

where $t_{\text{Edd}} = M_* c^2 / L_{\text{Edd}} \approx 0.45$ Gyr is the Eddington timescale, and ϵ is the radiative efficiency. As to the latter, it is worth considering that in the early stages, the demand-limited accretion may be prone to the development of a slim accretion disk (e.g., Abramowicz et al. 1988), while at late times, the supply-limited accretion tends to originate a classic thin disk accretion (e.g., Shakura & Sunyaev 1973). To describe both conditions, we express the radiative efficiency via the prescription by Aversa et al. (2015), valid for both thin and slim disks (see also Mineshige et al. 2000; Watarai et al. 2000; Li 2012; Madau et al. 2014):

$$\epsilon \approx \epsilon_{\text{thin}} \frac{\lambda/2}{e^{\lambda/2} - 1}; \quad (11)$$

here ϵ_{thin} is the efficiency during the thin disk phase, which may range from ≈ 0.057 for a nonrotating BH to ≈ 0.32 for a maximally rotating Kerr BH (see Thorne 1974). We will adopt $\epsilon_{\text{thin}} \approx 0.15$ as our fiducial value (see Davis & Laor 2011; Raimundo et al. 2012; Trakhtenbrot et al. 2017; Shankar et al. 2020b) but show in Section 3.2 the effect of adopting a larger

¹² The Eddington luminosity $L_{\text{Edd}} \equiv 4\pi G \mu_e m_p c M_* / \sigma_T \approx 1.3 \times 10^{38} (M_*/M_\odot)$ erg s⁻¹ is the limiting value for which the continuum radiation force emitted by the accretion disk balances gravity in isotropic conditions; in the above definition, G is the gravitational constant, μ_e is the mean molecular weight per electron, m_p is the proton mass, c is the speed of light, and σ_T is the Thomson cross section.

efficiency, $\epsilon_{\text{thin}} \approx 0.3$. Note that, in principle, ϵ_{thin} may even depend on the galactic age, since in the early stages, the accretion is likely chaotic, so the spin of the BH should stay rather small, while in the late stages, a coherent accretion is expected to set in, and the spin can rapidly increase to maximal values (see Lapi et al. 2014). However, we neglect such spin/efficiency evolution in the present framework.

2.4. Overall BH Growth

The overall growth of the central BH mass due to both dynamical friction and gaseous accretion is written as

$$\dot{M}_*(\tau) = \dot{M}_{\text{DF}}(\tau) + \dot{M}_{\text{acc}}[M_*(\tau)]. \quad (12)$$

Given Equations (8) and (9), the previous equation can be formally integrated to yield the overall central BH mass growth,

$$M_*(\tau|\psi, z) = \begin{cases} \int_0^\tau d\tau' e^{(\tau-\tau')/\tau_{\text{ef}}} \dot{M}_{\text{DF}}(\tau') & \tau \leq \tau_b \\ M_*(\tau_b) \left[1 + \frac{\tau_d}{\tau_{\text{ef}}} (1 - e^{-(\tau-\tau_b)/\tau_d}) \right] & \tau_b < \tau \leq \tau_b + \zeta \tau_d \\ M_*(\tau_b) \left[1 + \frac{\tau_d}{\tau_{\text{ef}}} (1 - e^{-\zeta}) \right] & \tau > \tau_b + \zeta \tau_d \end{cases} \quad (13)$$

where the value on the last line corresponds to the final, relic BH mass $M_{*,\text{relic}}(\psi, z) = M_*(\tau_b) [1 + (\tau_d/\tau_{\text{ef}}) \times (1 - e^{-\zeta})]$.

The dynamical friction process dominates in the initial growth stage for $\tau \ll \tau_{\text{ef}}$; we will show that, by inducing the migration of stellar BHs originated from star formation, it provides heavy seeds of order $10^{3-5} M_\odot$ within some 10^7 yr, before standard Eddington-type accretion takes over as the dominant mechanism for BH growth. Remarkably, our modeling above, at variance with other approaches in the literature, does not require assumptions regarding the seed BH from which to start gas accretion; the light seeds are provided by star formation and stellar evolution and the heavy seeds by the gaseous dynamical friction mechanism in a consistent way.

As a consequence, for any galaxy with SFR ψ at redshift z , the evolution of the BH mass is completely specified by assigning the Eddington factor λ of the early growth stage, which determines the radiative efficiency ϵ via Equation (11) and hence the e-folding timescale τ_{ef} . We empirically determine the Eddington ratio (see Shankar et al. 2020b) by requiring that the relic BH and stellar mass just after the quenching at τ_b satisfy a Magorrian-like relation $M_{*,\text{Mag}}(M_*, z)$, with a possible redshift dependence. In other words, from the condition

$$M_{*,\text{relic}}(\psi, z) = M_{*,\text{Mag}}[M_{*,\text{relic}}(\psi, z), z], \quad (14)$$

one can determine $\lambda(\psi, z)$ for any galaxy with SFR ψ and redshift z . We rely on the debiased determination of the Magorrian relationship by Shankar et al. (2016, 2020a),

$$\begin{aligned} \log \frac{M_{*,\text{Mag}}}{M_\odot}(M_*, z) &\approx 7.574 + 1.946 \\ &\log \frac{M_*}{10^{11} M_\odot} - 0.306 \log^2 \frac{M_*}{10^{11} M_\odot} - 0.011 \\ &\times \log^3 \frac{M_*}{10^{11} M_\odot} + \eta \log(1+z), \end{aligned} \quad (15)$$

holding in the range $M_* \sim 10^{10-12} M_\odot$, with an intrinsic scatter $\sigma_{\log M_{*,\text{Mag}}} \approx 0.32 - 0.1 \log(M_*/10^{12} M_\odot)$ dex. The parameter η in the above equation allows for a possible evolution with redshift $M_{*,\text{Mag}}(M_*, z) \propto (1+z)^\eta$; this is considerably debated in the literature (e.g., Merloni et al. 2010; Schulze & Wisotzki 2014; Ding et al. 2020; Suh et al. 2020; Li et al. 2021; Habouzit et al. 2022), but the latest studies suggest a mild evolution with $\eta \approx 0.2$ that we take as our fiducial value (our results are weakly affected by this choice). We will show in Section 3.2 the effect of adopting a different Magorrian relationship.

We stress that at least two low-redshift processes that can, in principle, affect the BH mass function have not been considered in our framework: (i) relic supermassive BHs can be reactivated by accretion of gas funneled toward the central regions by galaxy mergers or internal disk instabilities (e.g., Di Matteo et al. 2005; Capelo et al. 2015) that can trigger spectacular radio-mode activity in terms of relativistic jets, and (ii) relic supermassive BHs can coalesce following, with some delay, a galaxy merger. In fact, the impact of these processes on the supermassive BH mass function is still somewhat debated; an important role of galaxy mergers in reproducing the massive end of the mass function has been claimed in semianalytic models (e.g., Marulli et al. 2008; Bonoli et al. 2009), while other semiempirical and numerical approaches have instead pointed out a much more limited relevance of mergers on the BH mass function (e.g., Aversa et al. 2015; Steinborn et al. 2018; McAlpine et al. 2020). The detailed treatment of galaxy and BH mergers is beyond the main scope of the present paper and deferred to future work.

2.5. BH Growth Rate Function

Toward a statistical description, we start from the SFR function $dN/d \log \psi dV$, i.e., the number density of galaxies with a given SFR ψ per unit comoving cosmological volume V at redshift z . For this, we adopt the determination by Boco et al. (2021, their Figure 1; for an analytic Schechter fit, see Equation (2) and Table 1 in Mancuso et al. 2016a) derived from an educated combination of the dust-corrected UV (e.g., Oesch et al. 2018; Bouwens et al. 2021), IR (e.g., Gruppioni et al. 2020; Zavala et al. 2021), and radio (e.g., Novak et al. 2017; Ocran et al. 2020) luminosity functions, appropriately converted into SFR (see Kennicutt & Evans 2012) using our assumed Kroupa (2001) IMF.

We first compute the central BH growth rate function,

$$\begin{aligned} \frac{dN}{d \log \dot{M}_* dV}(\dot{M}_*, z) &= \int d \log \psi \frac{dN}{d \log \psi dV}(\psi, z) \\ &\times \frac{1}{\tau_b} \sum_i \frac{d\tau_i}{d \log \dot{M}_*}(\dot{M}_*|\psi, z), \end{aligned} \quad (16)$$

where $\dot{M}_*(\tau|\psi, z)$ is provided by Equation (13), and $d\tau/d \log \dot{M}_*$ is the related time spent by the BH in a logarithmic bin of a given growth rate; the summation allows for multiple solutions τ_i of the equation $\dot{M}_*(\tau|\psi, z) = \dot{M}_*$, which are typically two for the growth curve assumed in this work. Note that the SFR dependence in $\dot{M}_*(\tau|\psi, z)$ is twofold. On the one hand, it is related to the growth rate of heavy seeds by migration of stellar mass BHs, whose birth rate ultimately depends on star formation; on the other hand, such a dependence is encoded in the Eddington ratio $\lambda(\psi, z)$ derived

after Equation (14) and the radiative efficiency given by Equation (11). To allow for some scatter induced by the Magorrian-like relationship, one can write

$$\begin{aligned} \sum_i \frac{d\tau_i}{d \log \dot{M}_*} &= \int_0^{\tau_b + \zeta} d\tau \delta_D [\log \dot{M}_* - \log \dot{M}_*(\tau|\psi, z)] \\ &\simeq \int_0^{\tau_b + \zeta} d\tau \frac{\text{sech}^2\{[\log \dot{M}_* - \log \dot{M}_*(\tau|\psi, z)]/2\tilde{\sigma}_{\log \dot{M}_*}\}}{4\tilde{\sigma}_{\log \dot{M}_*}}. \end{aligned} \quad (17)$$

The first equality follows trivially from the properties of the Dirac $\delta_D[\cdot]$ function, while in the second, we have substituted a log-logistic distribution with dispersion $\tilde{\sigma}_{\log \dot{M}_*} \simeq (\sqrt{3}/\pi)\sigma_{\log \dot{M}_*}$ in terms of the standard lognormal dispersion $\sigma_{\log \dot{M}_*}$. The reason for using a log-logistic distribution in place of the standard lognormal one is that, having heavier tails, it tends to maintain intrinsic power-law distributions at the high-mass end, as indicated by the data relating to the AGN luminosity functions and BH mass function (see discussion by Ren & Trenti 2021). Agreement with the latter statistics requires one to adopt $\sigma_{\log \dot{M}_*} \approx 0.3 - 0.4$ dex, in line with the scatter of the Magorrian.

2.6. AGN Luminosity Functions, Eddington Ratios, and Mean SFRs

The broadband emission of AGNs is energized by the gas accretion onto the (super)massive BHs; thus, a relevant statistics to validate our semiempirical approach is the redshift-dependent bolometric AGN luminosity function. This may be computed analogously to Equation (16) as

$$\begin{aligned} \frac{dN}{d \log L_{\text{AGN}} dV} (L_{\text{AGN}}, z) &= \int d \log \psi \frac{dN}{d \log \psi dV} (\psi, z) \\ &\times \frac{1}{\tau_b} \sum_i \frac{d\tau_i}{d \log L_{\text{AGN}}} (L_{\text{AGN}}|\psi, z), \end{aligned} \quad (18)$$

where the times τ_i are now determined from the condition $L_{\text{AGN}} = \epsilon \dot{M}_{*,\text{acc}} c^2/(1 - \epsilon)$, with the gas accretion curve $\dot{M}_{*,\text{acc}}(\tau|\psi, z)$ specified by Equation (9). Notice that the Eddington ratio λ and the radiative efficiency ϵ here are not free parameters but rather self-consistently computed, for any SFR ψ and redshift z , by Equations (11) and (14). We will compare our results with the bolometric luminosity function determination by Shen et al. (2020), reconstructed from a large compilation of rest-frame *B*-band/UV (e.g., Hopkins et al. 2007; Giallongo et al. 2012; Manti et al. 2017; Kulkarni et al. 2018), soft/hard X-ray (e.g., Fiore et al. 2012; Ueda et al. 2014; Aird et al. 2015a, 2015b; Miyaji et al. 2015), and IR data (e.g., Assef et al. 2011; Lacy et al. 2015) collected in past decades (see Shen et al. 2020 for details concerning bolometric and obscuration corrections).

Notice that the integrand in Equation (18) constitutes the number density of galaxies $d^2N/d \log \psi d \log L_{\text{AGN}} dV$ per comoving volume in bins of SFR and AGN luminosity. Thus, it may be exploited to build up the so-called coevolution plane SFR versus L_{AGN} and the mean relationship between these two quantities. Finally, the previous expressions can also be adapted to derive the Eddington ratio distribution by simply substituting L_{AGN} with $\lambda = L_{\text{AGN}}/L_{\text{Edd}}$.

2.7. Relic BH Mass Function

To derive the relic (super)massive BH mass function $dN/d \log M_* dV$, we exploit a generalized version of the continuity equation (see Yu & Lu 2004, 2008; Aversa et al. 2015), whose derivation is recalled in Appendix B; this is basically a technique to relate the BH growth functions (or AGN luminosity functions) to the BH mass functions. The outcome reads

$$\begin{aligned} \frac{dN}{d \log M_* dV} (M_*, z) &= - \int_z^\infty dz' \left| \frac{dt_{z'}}{dz'} \right| \\ &\times \frac{\partial_{\log \dot{M}_*} \frac{dN}{d \log \dot{M}_* dV} (\dot{M}_*, z')}{\sum_i \frac{d\tau_i}{d \log M_*} \times \partial_{\log \dot{M}_*} \log M_*} \Bigg|_{\dot{M}_* = \frac{M_*}{\tau_{\text{ef}} + \tau_d(1 - e^{-\zeta})}}. \end{aligned} \quad (19)$$

Here the quantity $dN/d \log \dot{M}_* dV$ is the growth rate function from Equation (16), all of the integrand is computed at the maximum accretion rate for a given relic BH mass $\dot{M}_* = M_* / [\tau_{\text{ef}} + \tau_d(1 - e^{-\zeta})]$, and the various quantities implicitly entering there (e.g., λ , τ_{ef} , τ_d) must be referred to a relic BH mass M_* and redshift z . We stress that in our framework, at variance with many previous approaches based on the continuity equation, the input AGN luminosity functions are not just taken from observations but are derived from the galaxy statistics via Equation (18). The related relic (super) massive BH mass density can be computed as

$$\rho_*(z) = \int d \log M_* M_* \frac{dN}{d \log M_* dV} (M_*, z), \quad (20)$$

where typically, the integral is taken over BH masses $M_* \gtrsim 10^6 M_\odot$.

Figure 1 summarizes in an illustrative way all of the steps followed to compute the (super)massive BH mass function described in this section.

3. Results and Discussion

In this section, we will show the results of our empirical model concerning the growth of the central BH mass, AGN luminosity functions and Eddington ratio distribution, relationship of the AGN luminosity with the host SFR, and BH mass function. We will highlight the role played by the gaseous dynamical friction process in providing a physical mechanism to originate heavy seeds, thus allowing the growth of the central BH to the supermassive regime at moderate Eddington ratios within the typical star formation timescale of the host. We will also discuss the dependence of our basic results on various assumptions.

3.1. Basic Results

To start with, in the top row of Figure 2, we illustrate the time evolution of the central BH mass (left panel) and BH growth rate (right panel) in a prototypical star-forming galaxy with SFR $\psi \sim 300 M_\odot \text{ yr}^{-1}$ at reference redshifts $z \approx 2$ (top and middle rows) and 6 (bottom row). In the top row, the final BH mass is assumed to satisfy the average Magorrian relationship, while in the middle and bottom rows, it is taken as a 3σ upper outlier with respect to the Magorrian; these latter instances are representative of extremely massive BHs that are possibly sampled because of observational biases (especially at high

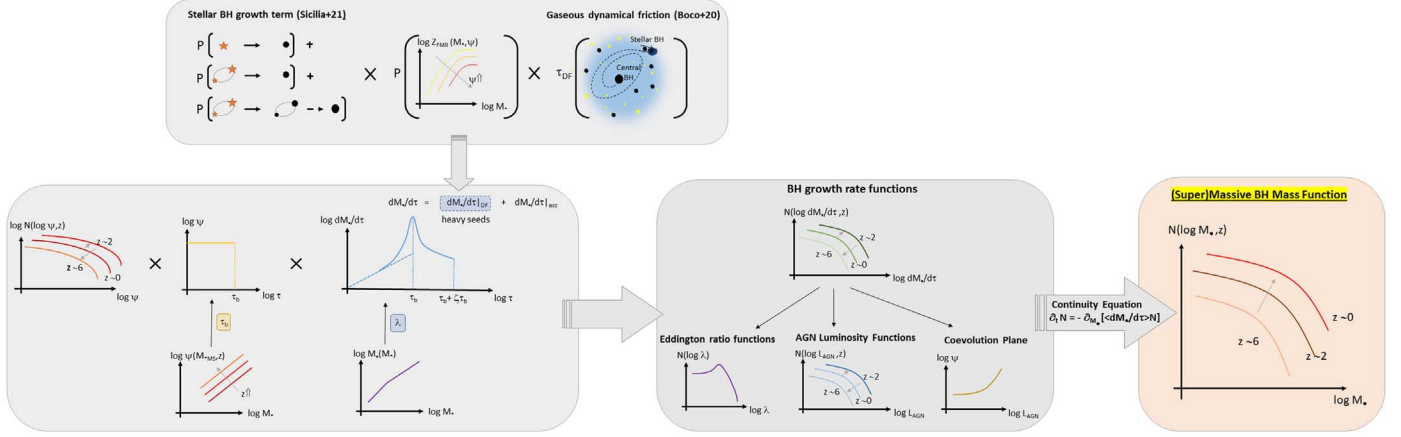


Figure 1. Schematics showing the main steps to compute the (super)massive relic BH mass function. The starting point is the stellar term from Paper I, representing the number of BHs originated per unit of star formed mass, and includes contributions from the evolution of isolated or binary stars into isolated or binary BHs (light seeds; see Equation (5)). This is coupled with the metallicity distribution (extracted from the fundamental metallicity relation) and the timescale for gaseous dynamical friction by Boco et al. (2020; see Equation (A1)) to derive the growth rate of the central BH by migration of stellar remnants (see Equations (7) and (8)). In parallel, galaxy statistics provided by the SFR functions are coupled with model growth curves of the stellar and BH mass (see Equations (2) and (13)); the latter includes the growth by dynamical friction migration and gaseous Eddington-type accretion. The crucial parameters of these growth curves, like the star formation duration and Eddington factor, are derived by requiring consistency with the main sequence of star-forming galaxies (see Equations (3) and (4)) and the local Magorrian relationship (see Equations (14) and (15)). The main outcomes of this procedure are BH growth rate functions (see Equation (16)), and the by-products are Eddington ratio functions, AGN luminosity functions (Equation (18)), and the coevolution plane SFR vs. L_{AGN} . Finally, a generalized continuity equation approach allows one to convert the growth rate functions into the (super)massive BH mass function (Equation (19)).

redshifts). The overall growth is illustrated as black solid lines, and the corresponding Eddington ratio is reported in the first entry of the legend, while the contribution from migration of stellar BHs via gaseous dynamical friction is shown by the blue dotted–dashed lines. It is seen that in all of these cases, the evolution of the total BH mass at small galactic ages is dominated by the growth due to migration of stellar BHs via gaseous dynamical friction; such a process can effectively build up a heavy central BH seed of mass $M_* \sim 10^{3-5}$ within $\lesssim 10^8$ yr. Thereafter, Eddington-type gas disk accretion takes over and can grow the central BH to the (super)massive regime $M_* \gtrsim 10^{8-9} M_\odot$. Remarkably, the overall effect of the early growth by dynamical friction is twofold. First, it allows the central BH to attain the final mass within a rather short timescale of some 10^8 yr; this can contribute to alleviate, or even solve, the high-redshift quasar problem, i.e., the buildup of billion-solar-mass BHs in quasar hosts at $z \gtrsim 6$, when the age of the universe, $\lesssim 1$ Gyr, constitutes a demanding constraint. Second, such growth can be obtained with reasonable values of the Eddington ratios $\lambda \sim 0.3$, which are in sound agreement with the observational determinations (see below); even in the extreme instance of an upper 3σ outlier of the Magorrian at $z \approx 6$ (bottom panels), the growth can be achieved with sub-Eddington conditions $\lambda \lesssim 1$.

In addition, in Figure 2, we also illustrate what happens in the absence of the dynamical friction process, hence enforcing BH growth by pure disk accretion. In particular, the orange dashed lines depict the evolution of a central BH with the same final mass as the solid lines but starting from a stellar mass seed of $\approx 10^2 M_\odot$; such a case is seen to imply an appreciably higher Eddington ratio (reported in the last entry of the legend). In other words, growing the BH from light seeds of stellar origin to the supermassive regime would require a time of $\gtrsim 0.8/\lambda$ Gyr. Thus, especially at high redshifts and/or for upper outliers of the Magorrian relationship (i.e., BHs with a billion solar masses), the growth of the central BH should proceed at appreciably high values of λ and possibly in super-Eddington conditions (as in the bottom panels). Though this

instance can be partially justified theoretically (e.g., Li 2012; Madau et al. 2014), and there are hints of a few cases at $z \gtrsim 6$ (e.g., Fujimoto et al. 2022), it struggles somewhat against the bulk of the present observational estimates at $z \lesssim 6$ (see references below and Figure 5). On the other hand, the red dotted lines refer to the evolution of a central BH growing to the same final mass and with the same Eddington ratio λ as the solid lines; such a case is seen to imply that the initial seeds must be $\gtrsim 10^4 M_\odot$. Therefore, a specific mechanism, alternative to dynamical friction, must be in any case envisaged to obtain such massive seeds (e.g., Volonteri et al. 2021; see also Section 1).

In Figure 3, we illustrate the growth rate function of the central BH at different redshifts $z \sim 1-8$ (color-coded). As can be seen from Equation (16), its shape as a function of \dot{M}_* is determined by a combination of galaxy statistics (i.e., the SFR functions) and the time spent by the central BH in a given bin of growth rate. The latter is, in turn, determined by the shape of the BH growth rate as a function of galactic age plotted in Figure 2. At early times, the BH rate grows almost linearly due to dynamical friction; at intermediate times, it rises almost exponentially over the timescale τ_{ef} due to disk accretion; and at late times, it diminishes exponentially over the timescale τ_{d} . The redshift evolution mirrors that of galaxy statistics, with the knee of the function first increasing toward larger \dot{M}_* out to $z \approx 2$ and then receding at higher redshifts. The turnover of the function at $z \lesssim 1$ at low accretion rates reflects the progressive inefficiency of the dynamical friction process (in turn mirroring the decreased efficiency of star formation and stellar mass BH generation) toward late cosmic times.

In Figure 4, we show the bolometric AGN luminosity functions at different redshifts $z \approx 1, 2, 4$, and 6 computed from Equation (18). The results from our approach are compared with the observational estimates collected by Shen et al. (2020; see full list of references therein) from selections in the rest-frame B -band/UV (e.g., Hopkins et al. 2007; Giallongo et al. 2012; Manti et al. 2017; Kulkarni et al. 2018), soft/hard X-ray (e.g., Fiore et al. 2012; Ueda et al. 2014; Aird et al. 2015a, 2015b; Miyaji

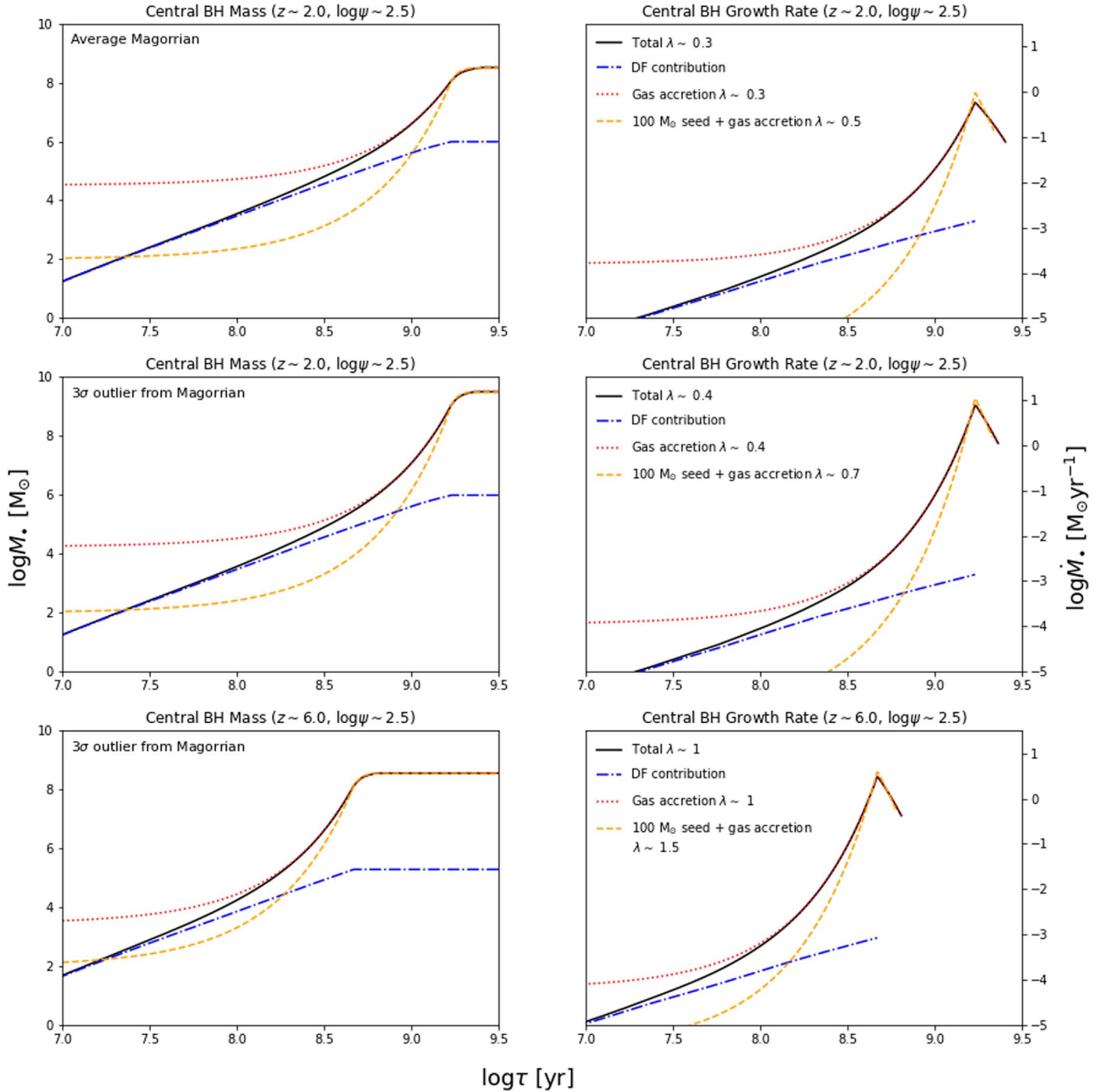


Figure 2. Time evolution of the central BH mass (left panels) and BH growth rate (right panels) in a star-forming galaxy with SFR $\psi \sim 300 M_{\odot} \text{ yr}^{-1}$ at $z \approx 2$ (top and middle rows) and 6 (bottom row). In the top row, the final BH mass is on the average Magorrian relationship, and in the middle and bottom rows, it is a 3σ upper outlier of the Magorrian relationship. The overall growth of the central (super)massive BH is illustrated by a black solid line (and the corresponding Eddington ratio λ is indicated in the first entry of the legend), while the contribution from migration of stellar BHs via gaseous dynamical friction is shown by the blue dotted–dashed line. The red dotted line represents the evolution of a central BH growing by pure disk accretion (i.e., without dynamical friction) with the same final mass and λ as the solid line, implying that the initial seed must be $\gtrsim 10^4 M_{\odot}$. Finally, the orange dashed line shows the evolution of a central BH growing by pure disk accretion (i.e., without dynamical friction) with the same final mass as the solid line from a stellar mass seed $\approx 100 M_{\odot}$, implying an appreciably higher Eddington ratio (indicated in the last entry of the legend).

et al. 2015), and IR (e.g., Assef et al. 2011; Lacy et al. 2015), converted using appropriate bolometric corrections (see Table 1 and Section 3 in Shen et al. 2020). The agreement is pretty good in terms of both shape and redshift evolution. It is worth mentioning that the number density for AGNs with bright luminosities (especially toward high redshifts) may be

overestimated in the data due to the uncertainties in the bolometric corrections. Note that we do not attempt a comparison with the observed AGN luminosity functions at $z \lesssim 1$, since our framework does not include BH reactivations from late-time mergers and disk instabilities (see Section 2); the latter are known to be a fundamental ingredient in determining the low- z AGN luminosity

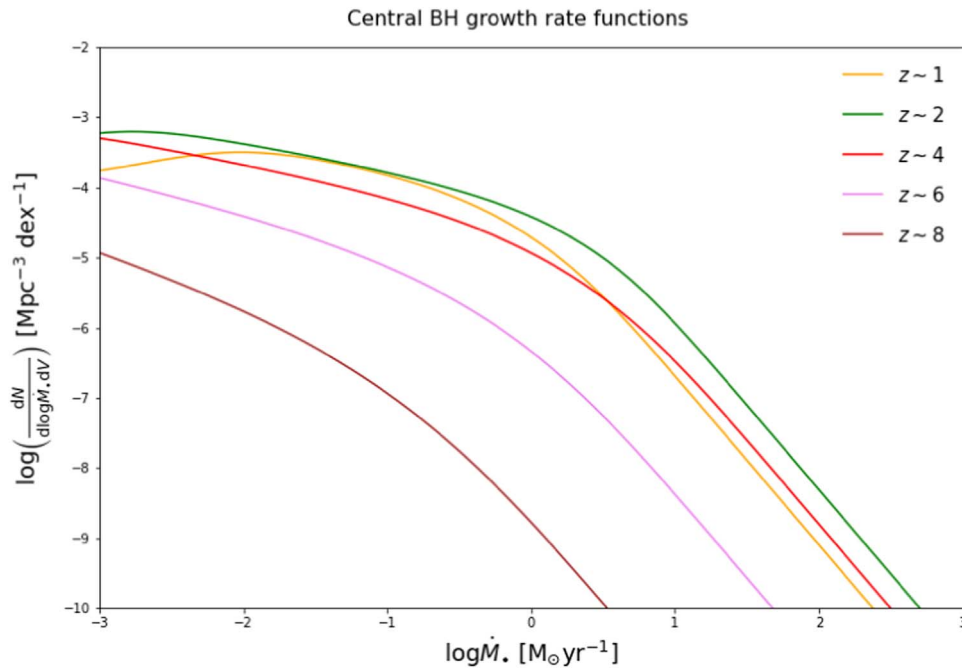


Figure 3. The BH growth rate function (see Equation (16)) at different redshifts $z \approx 1$ (orange), 2 (green), 4 (red), 6 (magenta), and 8 (brown).

functions, especially at the faint end, though reproducing these observables has been demonstrated to be a highly nontrivial task, even for detailed models incorporating the aforementioned processes (see Griffin et al. 2019; Izquierdo-Villalba et al. 2020).

In Figure 5, we illustrate the Eddington ratio distribution $dN/dV d \log \lambda$ and the average Eddington ratio $\langle \log \lambda \rangle$ with its dispersion as a function of redshift. This is compared with observational estimates from different samples (see Duras et al. 2020; Kim & Im 2019; Vignali et al. 2018; Dai et al. 2014; Nobuta et al. 2012; Vestergaard & Osmer 2009). In our fiducial framework, the average Eddington ratio slowly increases from $\lambda \approx 0.1$ at $z \approx 1$ to $\lambda \sim 0.6$ at $z \gtrsim 4$. The Eddington ratio distribution is quite broad, with a 1σ dispersion of 0.4 dex almost independent of the redshift. The outcome from our approach is in good agreement with the observational estimates, although the latter, being mainly based on single-epoch estimators, are still subject to considerable uncertainties, especially toward high redshift. Note that recently in the literature, a lot of attention has been paid to observational estimates of the Eddington ratio distribution as a function of host galactic properties, most noticeably stellar mass and specific SFR (e.g., Bongiorno et al. 2016; Georgakakis et al. 2017; Aird et al. 2018, 2022; Yang et al. 2019; Ananna et al. 2022; Carraro et al. 2020, 2022); however, the estimates are still subject to considerable uncertainties, especially at $z \gtrsim 0.5$ and for massive galaxies. The comparison with and interpretation of such distributions is beyond the scope of the present paper, and we defer it to a future work.

In Figures 4 and 5, we also illustrate (dashed lines) the expected luminosity functions and average Eddington ratio when the dynamical friction mechanism is switched off and light BH seeds of $\approx 10^2 M_\odot$ are assumed (a value taken as representative for the most massive seeds of stellar origin). The results of the luminosity functions are almost indistinguishable from our fiducial case, since by construction, our approach imposes that, with or without dynamical friction, the final BH masses must adhere to the same Magorrian relationship and are

obtained within the same timescales set by the main sequence; in turn, this implies that the peak AGN luminosities are very close to each other. However, without dynamical friction, this is at the cost of somewhat increasing the average Eddington ratio because the growth starts from a lighter seed. Albeit in a statistical sense, these higher values of λ are still within the large dispersion of the observational data, the problem may be exacerbated for the very massive BHs of $M. \gtrsim 10^9 M_\odot$, especially at high $z \gtrsim 6$, whose formation would require $\lambda \sim$ a few (see Figure 2 and related discussion above).

In Figure 6, we illustrate the coevolution plane at a reference redshift $z \approx 2$; this represents the number density of objects in the SFR ψ versus AGN bolometric luminosity L_{AGN} diagram (gray scale color-coded). The average relationship and its 1σ – 2σ scatter (solid line and shaded areas) are computed from such a distribution, taking into account the typical SFR detection threshold of the present observations, around $\psi \approx 150 M_\odot \text{ yr}^{-1}$. The distribution of objects in the coevolution plane is again determined mainly by the number density of galaxies with a given value of the SFR, implying that galaxies with higher SFRs are rarer, and by the time a galaxy spends in different AGN luminosity bins. The average SFR and its scatter, computed by taking into account the typical SFR detection threshold mentioned above, stays roughly constant, with AGN luminosity out to $L_{\text{AGN}} \approx 10^{46} \text{ erg s}^{-1}$, and then slowly increases. Such a rise occurs just because, statistically, to achieve a higher AGN luminosity, the BH must reside in a more massive galaxy with a higher initial SFR. For comparison, in Figure 6, we report various observational determinations (see Page et al. 2012; Netzer et al. 2016; Stanley et al. 2015, 2017; Fan et al. 2016; Bianchini et al. 2019; Rodighiero et al. 2019) concerning different primary AGN selections in the optical, X-ray, IR, or mixed (color-coded); detections are highlighted with filled symbols and stacked data with open symbols. Our findings are remarkably consistent with observations, with the detections being distributed around the average relationship within its scatter and the stacked

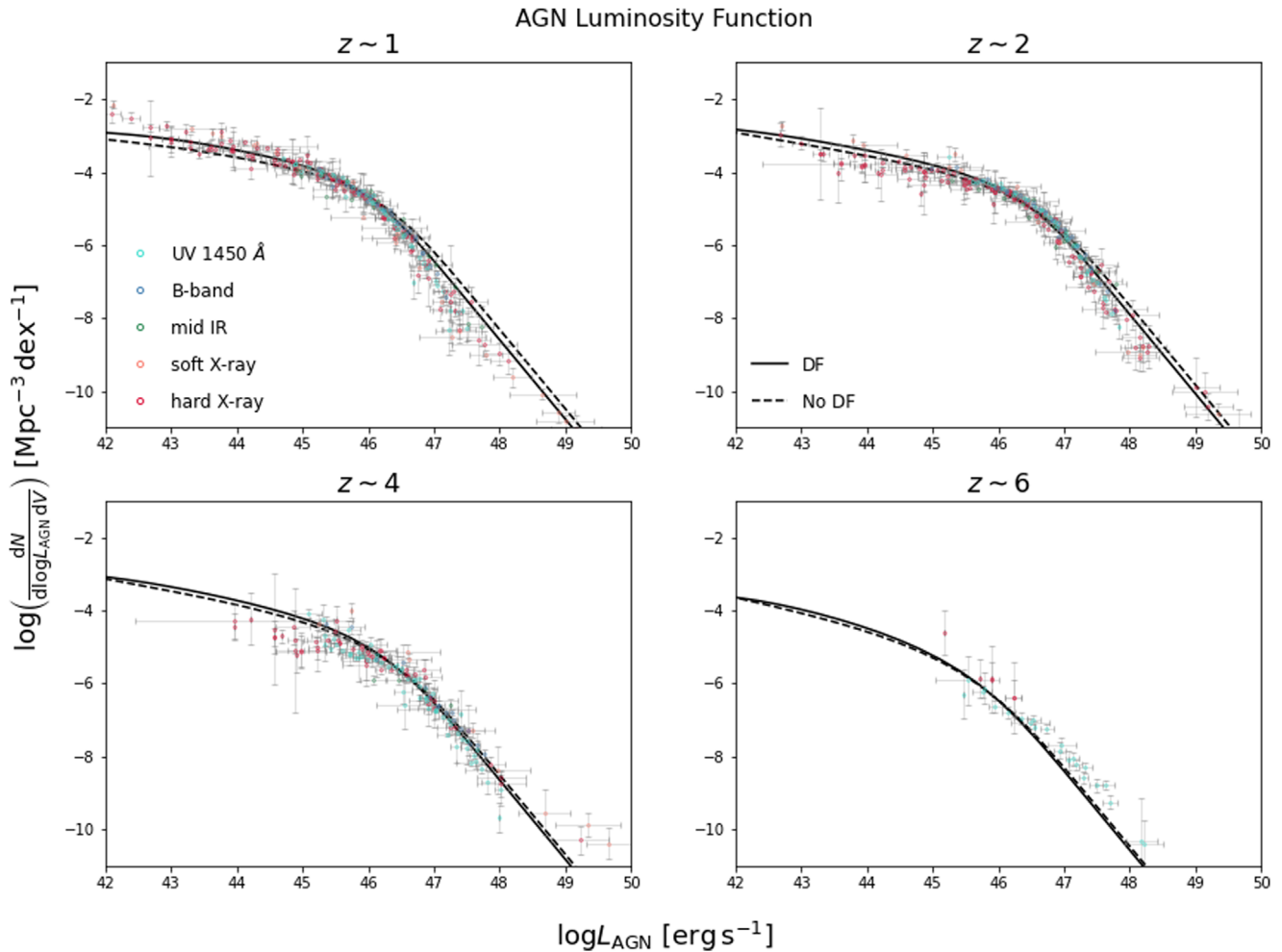


Figure 4. Bolometric AGN luminosity functions (see Equation (18)) at different redshifts $z \approx 1$ (top left), 2 (top right), 4 (bottom left), and 6 (bottom right). Solid lines illustrate the result of our approach, which are compared with the data compilation by Shen et al. (2020; circles) from selections in the UV 1450 Å (cyan), B band (blue), mid-IR (green), soft X-ray (orange), and hard X-ray (red). For comparison, dashed lines show the results when the gaseous dynamical friction mechanism is switched off (see comment in main text).

measurements settling at the margin of the expected 2σ dispersion.

In Figure 7, we illustrate the (super)massive relic BH mass function as derived from the continuity Equation (19) at different redshifts $z \approx 0-8$ (color-coded). The redshift evolution is quite strong down to $z \approx 2$, with the knee (characteristic BH mass) strongly increasing from $M_* \lesssim 10^7 M_\odot$ at $z \gtrsim 8$ up to $M_* \gtrsim 10^9 M_\odot$ for $z \lesssim 2$; the evolution slows down considerably, especially at the high-mass end, for $z \lesssim 2$, such that essentially, below $z \approx 1$, the mass function undergoes only a minor evolution.

In Figure 8, we show the related BH mass density computed after Equation (20). It increases quite steeply from $\rho_* \lesssim 10^3 M_\odot \text{Mpc}^{-3}$ at $z \gtrsim 6$ up to some $\rho_* \gtrsim 10^5 M_\odot \text{Mpc}^{-3}$ at $z \lesssim 1$. The local BH mass density amounts to $\rho_* \approx 6 \times 10^5 M_\odot \text{Mpc}^{-3}$, in sound agreement with the available observational determinations (see Shankar et al. 2004, 2009; Hopkins et al. 2007; Marconi et al. 2004; Graham 2007; Yu & Lu 2008). Figure 8 also displays the contribution to the mass density from different BH mass ranges to highlight that at $z \lesssim 6$ and for $M_* \lesssim 10^9 M_\odot$, more massive BHs tend to accumulate their mass faster, displaying a kind of downsizing behavior.

In Figure 9, we present the local BH mass function and compare it with theoretical and observational estimates. In

particular, the green shaded area refers to the uncertainty region in the current estimates of the BH mass function (see Shankar et al. 2016, 2020a), obtained when combining the local stellar mass/velocity dispersion functions with various literature relationships linking BH mass to the stellar mass/velocity dispersion of the host. We also report for comparison the classic estimates by Marconi et al. (2004; see also Shankar et al. 2009) via a simplified continuity equation approach and Vika et al. (2009) via an object-by-object analysis of the BH mass–host luminosity relationship. Our mass function is in agreement with most determinations for BH masses $M_* \lesssim$ some $10^8 M_\odot$. At the high-mass end, it lies well within the Shankar et al. (2020a) uncertainty region, but it declines substantially more slowly with respect to the classic estimates by Marconi et al. (2004) and Vika et al. (2009).

We stress that to obtain a BH mass function with a steep behavior at the high-mass end is a nontrivial task. Specifically, in our framework, we determine λ from the empirical Magorrian relation and main-sequence timescale, obtaining values $\lambda < 1$ that are in good agreement with the observed Eddington ratios; we also predict AGN luminosity functions closely matching the data. However, when inserted into the continuity equation, these low λ values originate a rather flat BH mass function at the high-mass end, since large BH masses

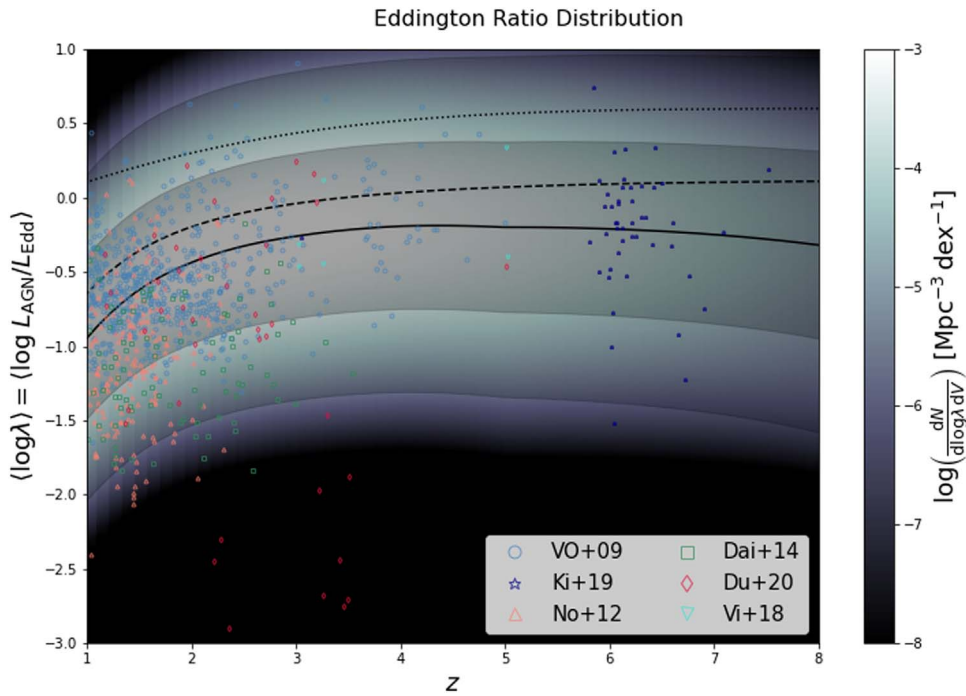


Figure 5. Eddington ratio distribution and average Eddington ratio as a function of redshift z . The intensity of the black-and-white background illustrates the Eddington ratio distribution, while the black solid line is the average relationship expected from our approach (dark and light gray shading represents the 1σ and 2σ dispersion). In addition, the dashed line is the average Eddington ratio when the gaseous dynamical friction mechanism is switched off, and the dotted line is the average Eddington ratio adopted on an empirical basis by Aversa et al. (2015). The data are from Duras et al. (2020; red diamonds), Kim & Im (2019; navy stars), Vignali et al. (2018; cyan inverted triangles), Dai et al. (2014; green squares), Nobuta et al. (2012; orange triangles), and Vestergaard & Osmer (2009; blue circles).

correspond to moderate peak AGN luminosities (approximately $L_{\text{AGN}} \propto \lambda M_*$ holds) falling in the rather flat portion of the luminosity function. Even the slightly higher λ values we obtain when switching off dynamical friction (see the dashed line in Figure 5) are not sufficient to appreciably steepen the BH mass function, which features a high-mass end similar to our fiducial case. Contrariwise, in other literature studies (e.g., Aversa et al. 2015; Shen et al. 2020), a steep behavior of the mass function is enforced by starting from the observed AGN luminosity functions (not self-consistently predicting them, as in this work) and assuming values $\lambda \gtrsim 1$ designed on purpose. For example, the redshift-dependent parameterization $\lambda(z) \approx 4 \{1 - 0.5 \times \text{erfc}[(z-2)/3]\}$ proposed by Aversa et al. (2015) works quite well in producing a steep BH mass function but at the price of assuming λ values somewhat in tension with the observed average Eddington ratios (see the dotted lines in Figures 5 and 9). Insisting on such high λ values in a self-consistent approach while maintaining a good prediction of the AGN luminosity functions is still possible but requires BH growth timescales of $\lesssim 100$ Myr, much shorter than derived via the main-sequence prescription.

3.2. Robustness of Results against Main Assumptions

In Figure 10, we highlight the dependence of our results concerning the AGN luminosity function, redshift evolution of the average Eddington ratio, and local (super)massive BH mass function on various assumptions/relationships used in our reference framework.

First, we vary the main-sequence relationship, switching from Speagle et al. (2014) to the recent determination by Popesso et al. (2022). In analogy with Equation (4), this can be

rendered as

$$\log \frac{\psi_{\text{MS}}(M_*, z)}{M_\odot \text{yr}^{-1}} \approx (-27.58 + 0.26 t_z) + (4.95 - 0.04 t_z) \log \frac{M_*}{M_\odot} - 0.2 \log^2 \frac{M_*}{M_\odot}. \quad (21)$$

With respect to the almost linear relation by Speagle et al. (2014), the above is characterized by a steepening toward the lower stellar masses and a progressive flattening toward higher stellar masses that have some relevance in galaxy formation, since they may be interpreted as the effects of stellar feedback and mass quenching, respectively (e.g., Lapi et al. 2018; Daddi et al. 2022).

Second, we vary the shape of the declining portion of the accretion rate curve in Equation (9). In particular, we switch from an exponential to a scale-free power-law shape $M_{*,\text{acc}}(\tau) = M_{*,\text{acc}}(\tau_b) (\tau/\tau_b)^{-\omega}$ for $\tau > \tau_b$. Here $\omega > 1$ rules the steepness of the decline, and we set $\omega \approx 2.5$ as in Shen (2009). Correspondingly, the overall BH growth at late times (cf. Equation (12)) follows

$$M_*(\tau|\psi, z) = M_*(\tau_b) \left[1 + \frac{\tau_b}{\tau_{\text{ef}}} \frac{1 - (\tau/\tau_b)^{1-\omega}}{\omega - 1} \right], \quad \tau > \tau_b, \quad (22)$$

and the relic mass for $\tau \gg \tau_b$ reads $M_{*,\text{relic}}(\psi, z) = M_* [1 + \tau_b/(\omega - 1)\tau_{\text{ef}}]$. Such a power-law behavior is often adopted in empirical BH evolution models and generically ascribed to a residual accretion related to viscosity in a thin accretion disk (e.g., Yu & Lu 2008; Shen 2009); it has also

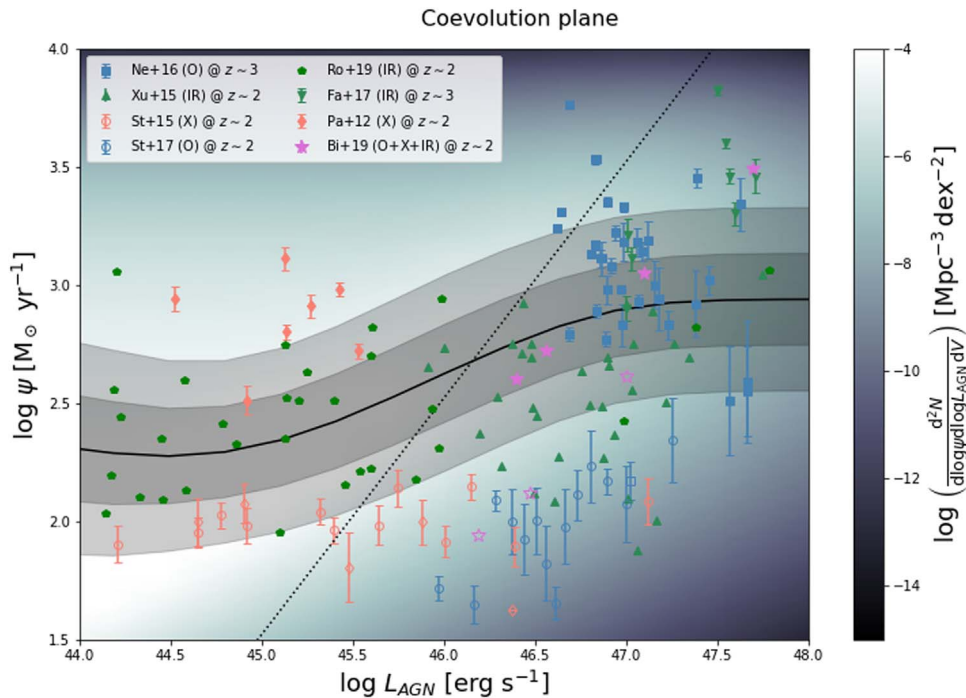


Figure 6. Coevolution plane, namely, the relationship between the SFR of the host galaxy and the bolometric AGN luminosity L_{AGN} at a reference redshift $z \approx 2$. The intensity of the black-and-white background illustrates the number density of galaxies expected in the different portions of the diagram, and the solid line is the average relationship from our approach (dark and light gray shading represents the 1σ and 2σ dispersion). For reference, the dotted line represents the locus where the bolometric luminosity from the AGN and the star formation in the host are equal. The data are from Netzer et al. (2016; squares), Xu et al. (2015; triangles), Stanley et al. (2015, 2017; circles), Fan et al. (2016; inverted triangles), Page et al. (2012; diamonds), Bianchini et al. (2019; stars), and Rodighiero et al. (2019; pentagons). The symbol colors refer to observational selection in the optical (blue), X-ray (orange), IR (green), or mixed (magenta); moreover, filled symbols refer to detections, while open symbols refer to stacking estimates.

been claimed to be consistent with a few numerical simulations present in the literature (see discussion by Habouzit et al. 2022).

Third, we vary the adopted Magorrian relationship (cf. Equation (15)) from the debiased determination by Shankar et al. (2016, 2020a) based on dynamical BH masses to that by Reines & Volonteri (2015) based on single-epoch virial estimators for locally active BHs (calibrated on a subsample of reverberation-mapped AGNs),

$$\log \frac{M_{\bullet, \text{Mag}}}{M_{\odot}}(M_{\star}, z) \approx 7.45 + 1.05 \log \frac{M_{\star}}{10^{11} M_{\odot}} + \eta \log(1 + z), \quad (23)$$

where, for consistency, we retain the same redshift dependence adopted in Equation (15).

Finally, we vary the radiative efficiency ϵ_{thin} of the thin disk regime (see Equation (11)) from our fiducial value of 0.15 to 0.3; the latter is close to the limit applying for maximally spinning BHs. In fact, some theoretical works (e.g., Volonteri et al. 2013; Sesana et al. 2014; Griffin et al. 2019; Izquierdo-Villalba et al. 2020) have pointed out that the population of high- z BHs might be maximally spinning, so it is interesting to check the effect of this assumption, especially on the AGN luminosity function at high redshift $z \gtrsim 6$.

Figure 10 shows that the most critical assumptions are, not surprisingly, the adopted main-sequence and Magorrian relationships, which clearly affect the timescale of BH growth and the final BH masses and hence the resulting AGN luminosity function and BH mass function. As for the Popesso main sequence, it causes both a reduced number density of

galaxies with high SFR and a smaller stellar mass at a given SFR. This yields smaller BH masses and hence a lower and steeper BH mass function. At the same time, with the Popesso main sequence, shorter timescales are available for BH growth, implying minor variations in the Eddington ratio and correspondingly lower luminosities. As for the Magorrian relation by Reines & Volonteri (2015), it is flatter than our reference case and tends to yield lower BH masses for stellar masses $M_{\star} \gtrsim$ a few $10^{10} M_{\odot}$, and vice versa. Overall, this naturally originates an AGN luminosity function and a local BH mass function pumped at the faint end and depressed at the bright one, while the change in the average Eddington ratio is minor. Adopting a power-law shape of the declining portion in the BH accretion rate curve somewhat affects the AGN luminosity functions, while the impact on the Eddington ratio distribution and BH mass function is limited. Finally, we also highlight that adopting a high value $\epsilon_{\text{thin}} \approx 0.3$ of the thin disk radiative efficiency implies a higher Eddington ratio λ . This is seen by combining Equations (10) and (11) given that τ_{ef} stays put, since it is determined for a final BH mass by the Magorrian relation and the main-sequence timescale. In the end, this originates higher AGN luminosity functions, which better agree with observational estimates for $z \gtrsim 6$; this is particularly interesting because, as mentioned above, higher efficiencies associated with quickly spinning BHs are mostly expected toward such high redshifts.

3.3. The Overall BH Mass Function

In Figure 11, we illustrate the overall BH mass function from the stellar to the (super)massive regime over more than 10

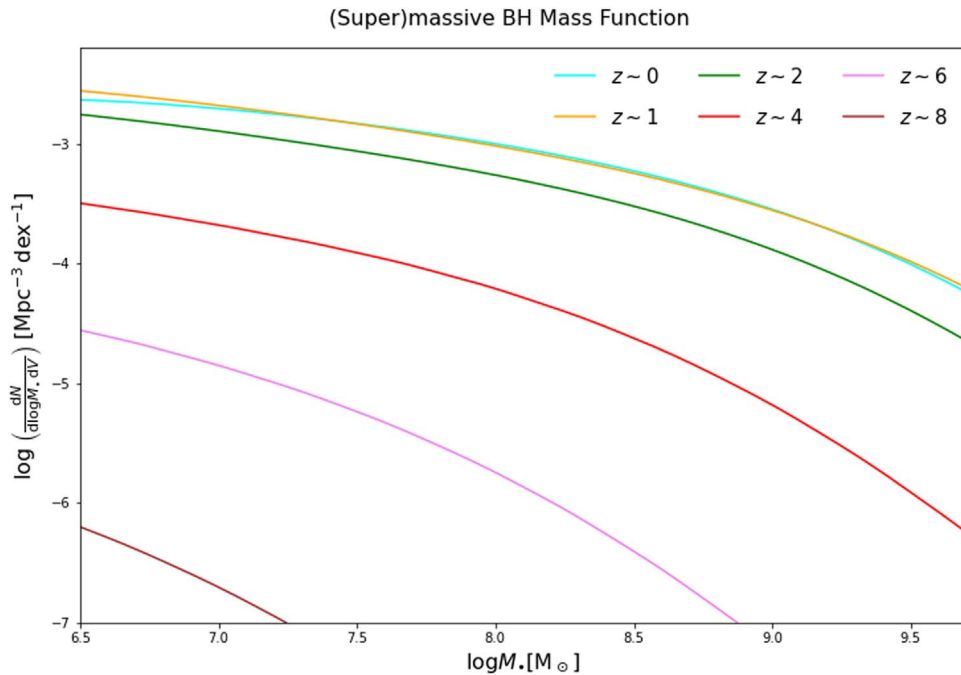


Figure 7. Relic (super)massive BH mass function (see Equation (19); solid lines) at different redshifts $z \approx 0$ (cyan), 1 (orange), 2 (green), 4 (red), 6 (violet), and 8 (brown).

orders of magnitude in BH mass. The stellar regime for $M. \lesssim 10^2 M_\odot$ is taken from Paper I and strictly associated with the star formation process in galaxies. In our framework, the intermediate-mass regime $M. \sim 10^{2-5}$ is mainly associated with the formation of heavy BH seeds by migration of stellar BHs via gaseous dynamical friction at the center of star-forming galaxies; the migrating stellar mass BHs are a very tiny fraction of the total number, so the number density of these intermediate BHs is substantially lower than the stellar one. Finally, the (super)massive regime $M. \sim 10^{6-10} M_\odot$ is mainly populated by the BHs that have grown to large masses (from heavy seeds) via Eddington-type gas disk accretion. Most of such massive BHs are active at high redshifts $z \gtrsim 6$, so the BH mass function in the intermediate and (super)massive regime is continuously connected. On the other hand, moving toward lower redshifts, the mass function in the (super)massive range increases because relic BHs grown by disk accretion accumulate, while the number of intermediate-mass BHs diminishes, since the dynamical friction process becomes less efficient and the overall production of stellar mass BHs also lowers (following the progressive decline in the amount of star formation within galaxies). This is at the origin of the discontinuity (or gap; see Trinca et al. 2022 and Spinoso et al. 2022 for a similar behavior) between the intermediate and (super)massive mass function around $M. \lesssim 10^6 M_\odot$; it is pleasing that this transition occurs at around the typical value usually considered to separate intermediate from supermassive BHs.

For reference, in Figure 11, we have also illustrated as colored boxes the mass and density ranges expected from other classic seed formation channels (taken from Volonteri et al. 2021; see their Figure 1): remnants of the first massive Population III stars (red box), direct collapse of primordial gas clouds (green box), and runaway stellar or BH mergers in compact primeval star clusters (yellow box). These distributions mainly originate in (proto)galaxies at $z \gtrsim 10$ and are then progressively eroded (but not substantially refurbished) at

lower redshifts, when the seeds merge together or accrete gas and become more massive BHs (e.g., Mayer & Bonoli 2019; Volonteri et al. 2021; Spinoso et al. 2022; Trinca et al. 2022). This is at variance with our framework, where heavy seeds are continuously produced across cosmic time by the migration and merging of stellar mass BHs associated with star formation in galaxies. In view of the above, if present, such classic seed formation channels are expected to somewhat enhance the BH mass function in the range $M. \sim 10^{2-5} M_\odot$, especially at redshifts $z \gtrsim 8$. At later cosmic times, classic formation channels will feature a substantially eroded distribution in the intermediate-mass range, so their impact on our BH mass function should be minor. However, in a future work, it would be interesting to perform a detailed investigation of the cooperative action of all of these seed formation mechanisms across cosmic history.

4. Summary and Outlook

In this work, we have provided an ab initio computation of the (super)massive BH mass function across cosmic time (see Figure 1). To this purpose, we have started from the redshift-dependent galaxy statistics (constituted by the SFR functions) and modeled the joint evolution of the central BH mass and the stellar mass of the host (see Figure 2). We have considered two mechanisms to grow the central BH that are expected to cooperate in the high-redshift star-forming progenitors of local massive galaxies. One is the gaseous dynamical friction envisaged by Boco et al. (2020), which can cause the migration of stellar mass BHs originated during the intense bursts of star formation toward the gas-rich central regions of the host progenitor galaxies; this leads to the buildup of heavy BH seeds of $\lesssim 10^5 M_\odot$ within short timescales of \lesssim a few 10^7 yr. The second mechanism is the standard Eddington-type gas disk accretion onto the heavy seed, through which the central BH can become (super)massive within the typical star formation timescales, $\lesssim 1$ Gyr, of the host galaxy, as set by the galaxy

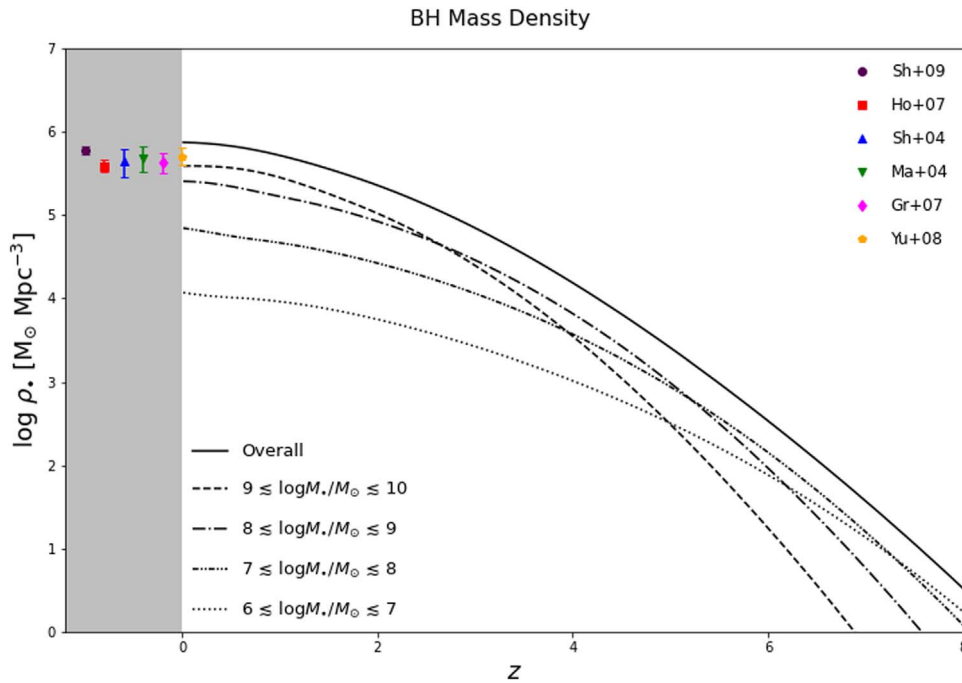


Figure 8. The (super)massive relic BH mass density (see Equation (20)), as a function of redshift z . The overall mass density is illustrated (solid) together with the contributions from the mass ranges $10^6 M_\odot \lesssim M_* \lesssim 10^7 M_\odot$ (dotted), $10^7 M_\odot \lesssim M_* \lesssim 10^8 M_\odot$ (triple-dotted-dashed), $10^8 M_\odot \lesssim M_* \lesssim 10^9 M_\odot$ (dotted-dashed), and $10^9 M_\odot \lesssim M_* \lesssim 10^{10} M_\odot$ (dashed). Observational estimates at $z \approx 0$ are from Shankar et al. (2009; brown circle), Hopkins et al. (2007; red square), Shankar et al. (2004; blue triangle), Marconi et al. (2004; green inverted triangle), Graham et al. (2007; magenta diamond), and Yu & Lu (2008; orange pentagon).

main sequence. We have self-consistently combined these mechanisms to compute the overall growth rate functions of the central (super)massive BHs (see Figure 3).

We have validated our approach by consistently reproducing the observed redshift-dependent bolometric AGN luminosity functions (Figure 4), Eddington ratio distributions (Figure 5), and relationship between the star formation of the host galaxy and the bolometric luminosity of the accreting central BH (Figure 6). We have then derived the relic (super)massive BH mass function (Figure 7) and BH mass density (Figure 8) via a generalized continuity equation approach, finding a pleasing agreement with the most recent observational estimates at $z \approx 0$ (Figure 9). All in all, we have found that the present (super) massive BH mass density amounts to $\rho_* \approx 6 \times 10^5 M_\odot \text{Mpc}^{-3}$, in accord with available estimates.

We have stressed that in the absence of the dynamical friction process, statistical observables like the AGN luminosity functions are not substantially affected, since most of the BH mass is accumulated in the gas disk accretion phase. However, to attain BH masses $\gtrsim 10^9 M_\odot$ within the typical star formation duration of $\lesssim 1$ Gyr of the host galaxy without such a dynamical friction process is challenging, especially at high redshifts $z \gtrsim 6$ or for overmassive BHs that are upper outliers of the average Magorrian relationship. In such a case, the BH growth must proceed at appreciably high Eddington ratios of $\lambda \gtrsim 1$ and/or starting from heavy BH seeds of $M_* \sim 10^{3-5} M_\odot$. The first instance can be partially justified theoretically but struggles somewhat against the present observational estimates; the second would require a specific mechanism, alternative to gaseous dynamical friction, designed to obtain such massive seeds.

Finally, putting together the results from Paper I and the present work, we have reconstructed the overall BH mass function from the stellar to the (super)massive regime over

more than 10 orders of magnitude in BH mass. At the same time, we have provided a robust theoretical basis for a physically motivated heavy seed distribution as a function of redshift. At variance with classic seed production channels, in our framework, the heavy seed distribution is time-dependent; our heavy seeds are continuously produced by the merging of light seeds originated from star formation via the gaseous dynamical friction mechanism, but they also grow via standard Eddington-type accretion and soon leave the intermediate-mass regime to become (super)massive. It would be extremely interesting to implement such a time-dependent seed distribution in analytic and numerical models of BH formation and evolution.

In a future perspective, our semiempirical approach could be exploited to populate an N -body simulation in order to build up a mock catalog encapsulating the three-dimensional spatial distribution and clustering of heavy seeds and (super)massive BHs within their galactic hosts (e.g., Allevato et al. 2021). Another development could be a more detailed comparison of the properties of (super)massive BHs and host star-forming galaxies, for example, in terms of Eddington distributions as a function of BH environment and host galaxy properties (SFR, stellar mass, nuclear obscuration, etc.; e.g., Aird et al. 2018; Ananna et al. 2022). Moreover, we plan to work out predictions for upcoming or future observations via space instruments like the James Webb Space Telescope and Athena. Specifically, young BHs lying at the center or wandering in the nuclear regions of dusty star-forming hosts may be detectable, even in the early stages of growth, via their X-ray and/or strongly extincted UV emissions; the latter could constitute a probe for the existence and abundance of intermediate-mass BHs and provide a characterization of their main growth mechanisms. Finally, we aim to exploit the BH mass function derived here to estimate the rate of (super)massive BH mergers. Although their effect on the overall mass function is expected to be mild and

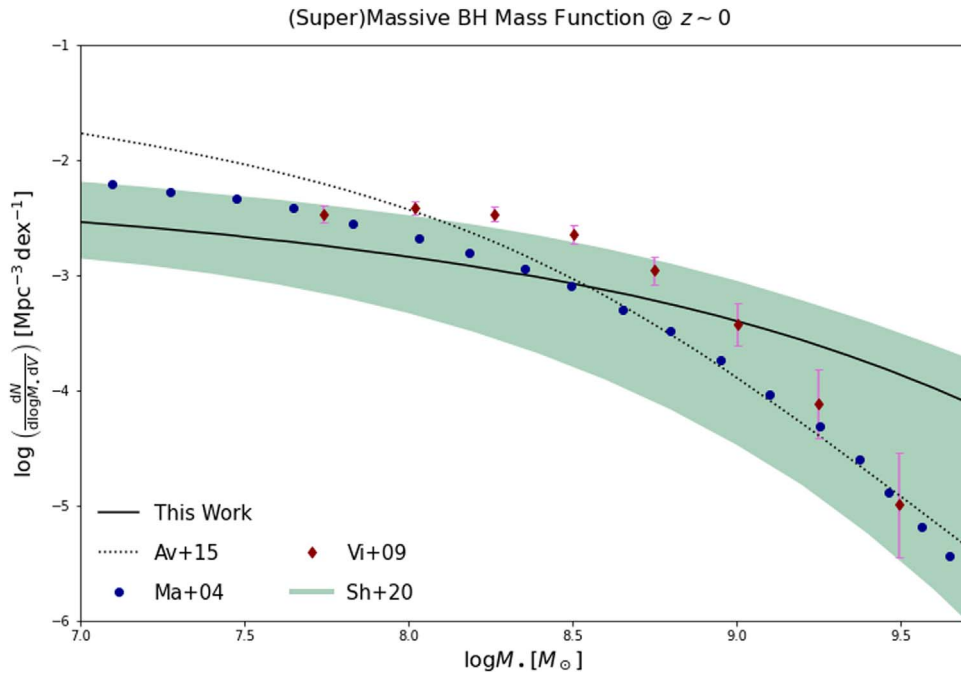


Figure 9. The (super)massive BH mass function at $z \approx 0$. The solid line illustrates the outcome of our framework, while the dotted line is the mass function originated when coupling the observed AGN luminosity functions with the average Eddington ratio adopted by Aversa et al. (2015). Observational estimates are from Marconi et al. (2004; blue circles), Vika et al. (2009; red diamonds), and Shankar et al. (2009, 2016, 2020a; green shaded area); the latter reflects the overall uncertainty region when determining the BH mass function from the local stellar mass/velocity dispersion functions combined with various relationships of these observables with the BH mass.

confined at the very massive end and late cosmic times, these events can constitute powerful sources of gravitational waves (e.g., Barausse & Lapi 2021). Thus, we will provide detailed forecasts for their detectability by the Laser Interferometer Space Antenna mission and present and future Pulsar-Timing Array experiments.

We thank the referee for a competent and constructive report. We acknowledge S. Bonoli, D. Donevski, G. Rodighiero, and T. Ronconi for interesting discussions. This work has been supported by the EU H2020-MSCA-ITN-2019 Project 860744 “BiD4BEST: Big Data applications for black hole Evolution Studies.” A.L., A.B., and M.M. acknowledge funding from the PRIN MIUR 2017 prot. 20173ML3WW, “Opening the ALMA window on the cosmic evolution of gas, stars and supermassive black holes.”

Appendix A

Migration of Stellar BHs via Gaseous Dynamical Friction

In this Appendix, we recall some details of the mechanism envisaged by Boco et al. (2020) to grow heavy seeds via migration of stellar mass BHs due to gaseous dynamical friction.

In the local universe, supermassive BHs are hosted at the center of massive spheroidal galaxies. Thus, their heavy seeds must have formed in the progenitors of such systems at intermediate/high redshifts, which are known to be dusty star-forming galaxies. These objects, detected and investigated mainly in the far-IR/(sub)millimeter band by ground-based interferometers like ALMA, feature large SFRs $\psi \gtrsim 10^2 - 10^3 M_\odot \text{ yr}^{-1}$ and huge molecular gas reservoirs $M_{\text{gas}} \gtrsim 10^{10} - 10^{11} M_\odot$ concentrated in a compact region of a few

kiloparsecs (see Scoville et al. 2014, 2016; Karashi et al. 2015; Simpson et al. 2015; Barro et al. 2016; Spilker et al. 2016; Tadaki et al. 2017a, 2017b, 2018; Lang et al. 2019; Talia et al. 2018, 2021; Smail et al. 2021). These conditions are a prompt for the efficient sinking of many compact objects toward the nuclear regions via gaseous dynamical friction (e.g., Ostriker 1999; Sanchez-Salcedo & Brandenburg 2001; Escala et al. 2004; Tanaka & Haiman 2009; Tagawa et al. 2016; Boco et al. 2020).

Specifically, Boco et al. (2020) ran a series of dynamical simulations and derived a fitting formula for the corresponding migration timescale of stellar mass BHs,

$$\tau_{\text{DF}} \approx \mathcal{N} \left(\frac{m}{100 M_\odot} \right)^a \left(\frac{M_{\text{gas}}}{10^{11} M_\odot} \right)^b \times \left(\frac{R_e}{1 \text{ kpc}} \right)^c \left(\frac{j}{j_c} \right)^\beta \left(\frac{r_c}{10 \text{ pc}} \right)^\gamma; \quad (\text{A1})$$

here M_{gas} is the total gas mass, R_e is the half-mass-radius of the gas distribution, m is the mass of the migrating compact object, ϵ and j are the initial specific energy and angular momentum of the compact object, $r_c(\epsilon)$ is the circular radius that the compact object would have if it were on a circular orbit with energy ϵ , and $j_c(\epsilon)$ is the angular momentum associated with that orbit. The precise values of the exponents (a , b , c , β , γ) and the normalization factor \mathcal{N} depend on the specific shape of the gas density profile. In the present work, we adopt the fiducial setup of Boco et al. (2020), namely, a three-dimensional Sérsic gas density profile $\rho(r) \propto r^{-\alpha} e^{-k(r/R_e)^{1/n}}$ with $n = 1.5$, $\alpha = 1 - 1.188/2n + 0.22/4n^2 \sim 0.6$, and half-mass-radius $R_e \sim 1 \text{ kpc}$. Then, the values for the parameters in Equation (A1) read

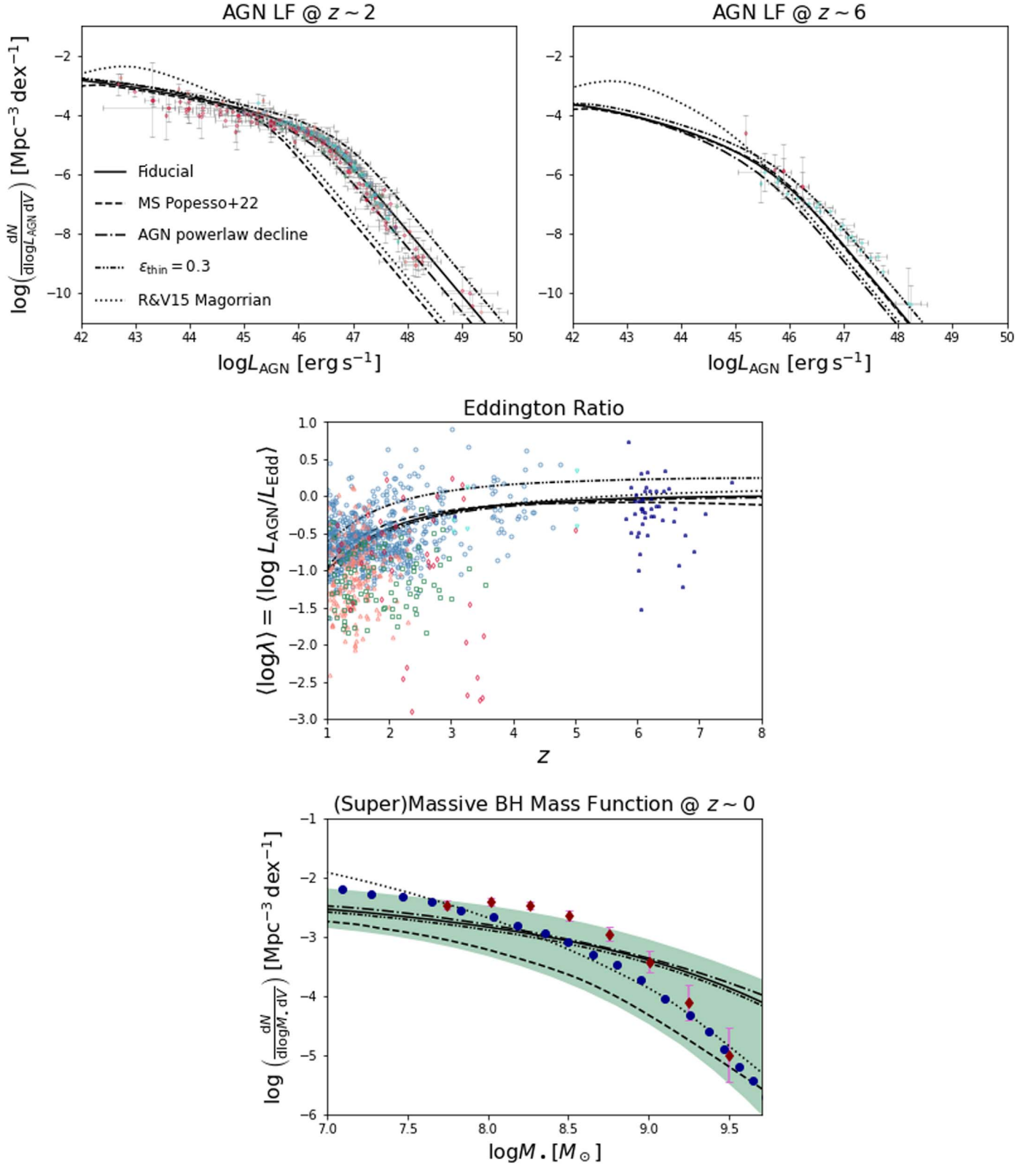


Figure 10. Dependence of our results concerning AGN luminosity function at $z \sim 2$ (top left) and 6 (top right), average Eddington ratio as a function of redshift (middle), and local supermassive BH mass function (bottom) on various assumptions/relationships employed in this work. In all panels, solid lines refer to our fiducial assumptions, dashed lines refer to our results when the main-sequence relation by Popesso et al. (2022) is used in place of Speagle et al. (2014), dotted-dashed lines refer to our results when the BH accretion rate curve is characterized by a power-law decline instead of an exponential one, dotted lines refer to our results when the Magorrian relation by Reines & Volonteri (2015) for AGNs is employed in place of the one by Shankar et al. (2016, 2020a), and triple-dotted-dashed lines refer to our results when the thin disk efficiency $\epsilon_{\text{thin}} \approx 0.3$ is adopted instead of our fiducial value $\epsilon_{\text{thin}} \approx 0.15$. See Section 3.2 for details.

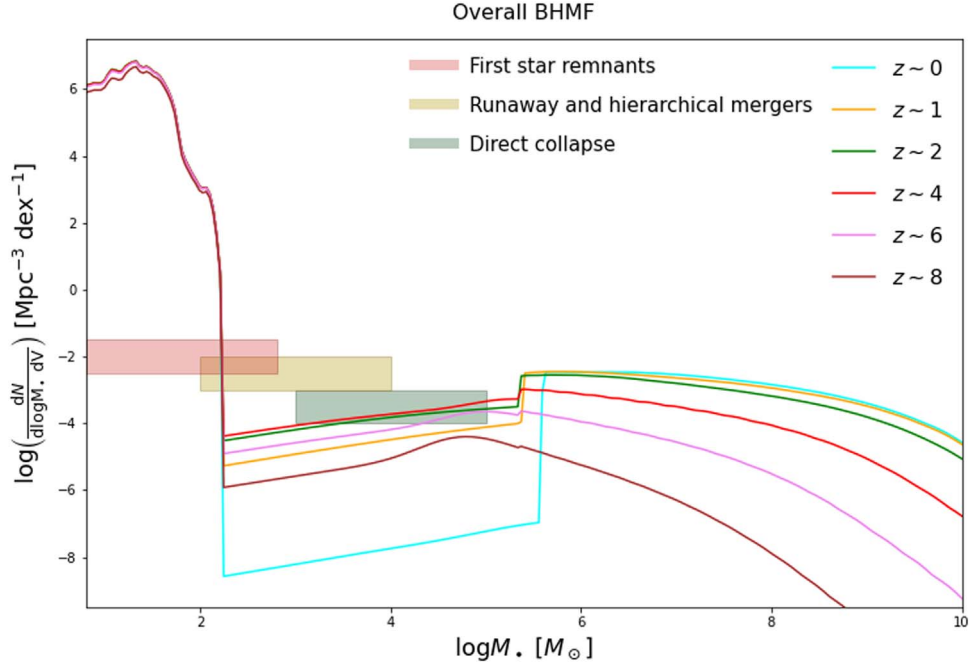


Figure 11. Overall BH mass function from our semiempirical framework, from the stellar to the intermediate to the (super)massive regime, at different redshifts $z \approx 0$ (cyan), 1 (orange), 2 (green), 4 (red), 6 (purple), and 8 (brown). The colored boxes illustrate the mass and density ranges from other seed formation channels (see Volonteri et al. 2021): remnants of the first massive Population III stars (red box), direct collapse of primordial gas clouds (green box), and runaway stellar or BH mergers in compact primeval star clusters (yellow box).

$a \approx -0.95$, $b \approx 0.45$, $c \approx -1.2$, $\beta \approx 1.5$, $\gamma \approx 2.5$, and $\mathcal{N} \approx 3.4 \times 10^8$ yr. The effect of different setups on the dynamical friction timescale is discussed in Boco et al. (2020).

Given the high SFR ongoing in the progenitors of local spheroidal galaxies, a lot of stars and compact remnants are formed in a short timescale within the nuclear regions. We assume that stars are initially distributed in space as the gas density profile ρ , so that the probability distribution for a star to be born at a distance r from the galactic center is $dp/dr \propto r^2 \rho(r)$. After $\lesssim 10^7$ yr, massive stars ($m_* \gtrsim 7-8 M_\odot$) undergo a supernova explosion, possibly leaving a stellar mass BH. We assume that the latter follow the same velocity distribution of the progenitor stars, which is in turn related to that of the star-forming molecular gas cloud. In particular, we assume a Gaussian distribution of radial and tangential velocities $dp/dv_{r,\theta} \propto e^{-v_{r,\theta}^2/2\sigma^2}$ with dispersion $\sigma(r)$ found by solving the isotropic Jeans equation: $\sigma^2(r) \propto \rho^{-1}(r) \int_r^\infty dr' \rho(r') r'^{-2} \int_0^{r'} dr'' r''^2 \rho(r'')$. From these distributions, the initial positions and velocities of stellar BHs and their initial energy and angular momentum can be easily extracted.

For a galaxy with a spatially averaged SFR ψ , we compute the associated relic stellar mass M_* from the well-established galaxy main-sequence relationships (e.g., Speagle et al. 2014) and then estimate the initial gas mass M_{gas} entering the dynamical friction timescale via the redshift-dependent $M_{\text{gas}}-M_*$ relation from abundance matching techniques (see Moster et al. 2013, 2018; Aversa et al. 2015; Shi et al. 2017; Behroozi et al. 2019). Finally, the dynamical friction timescale $\tau(m_*, r, v_R, v_\theta)$ can be computed from Equation (A1), and the convolution of the stellar BH birth rate with the aforementioned

distributions of initial position and velocity yields the migration rates according to Equation (7).

Appendix B Continuity Equation

In this Appendix, we provide some details on how to solve the continuity equation in the integral formulation along the lines envisaged by Yu & Lu (2004, 2008) and Aversa et al. (2015). The continuity equation links the BH mass function $N(M_*, t) \equiv dN/dM_* dV$ and the BH growth rate function $N(\dot{M}_*, t) \equiv dN/d\dot{M}_* dV$ according to

$$N(\dot{M}_*, t) = \int_0^\infty dM_* [\partial_t N(M_*, t) - S(M_*, t)] \times \sum_i \frac{d\tau_i}{d\dot{M}_*} (\dot{M}_* | M_*, t) \Theta_H[\dot{M}_* \leq \dot{M}_*(M_*, t)]. \quad (\text{B1})$$

Here t is the cosmic time, τ is the proper time since the triggering of the BH growth, and $d\tau/d\dot{M}_*$ is the time spent by the BH with final mass M_* in a bin of growth rate $d\dot{M}_*$ given a growth curve $\dot{M}_*(\tau | M_*, t)$; the summation allows for multiple solutions τ_i of the equation $\dot{M}_*(\tau | M_*, t) = \dot{M}_*$. In addition, $S(M_*, t)$ is a source term accounting for (super)massive BH mergers that we neglect hereafter. Finally, the Heaviside step function $\Theta_H[\cdot]$ specifies that the growth rate must be smaller than the maximum value $\dot{M}_*(M_*, t)$ for a given final BH mass.

Multiplying both sides of Equation (B1) by \dot{M}_* and explicitly writing the constraints implied by the step function yields

$$N(\log \dot{M}_*, t) = \int_{M_*(\dot{M}_*, t)}^\infty dM_* \times \partial_t N(M_*, t) \sum_i \frac{d\tau_i}{d \log \dot{M}_*}, \quad (\text{B2})$$

where $M_*(\dot{M}_*, t)$ is the minimum BH mass that has accreted at \dot{M}_* . After differentiating both sides by $\log \dot{M}_*$, one obtains

$$\begin{aligned} \partial_{\log \dot{M}_*} N(\log \dot{M}_*, t) &= -\partial_t N(\log M_*, t) | \partial_{\log \dot{M}_*} \log M_* | \\ &\times \sum_i \frac{d\tau_i}{d \log \dot{M}_*}. \end{aligned} \quad (\text{B3})$$

Rearranging the expression and integrating over cosmic time, one can finally write the solution of the continuity equation in the form

$$\begin{aligned} N(\log M_*, t) &= -\int_0^t \frac{dt'}{\sum_i d\tau_i / d \log \dot{M}_*} \\ &\times \frac{\partial_{\log \dot{M}_*} N(\log \dot{M}_*, t')}{\partial_{\log \dot{M}_*} \log M_*} \Bigg|_{\dot{M}_* = \dot{M}_*(M_*, t')}, \end{aligned} \quad (\text{B4})$$












where all of the integrand is calculated at the maximum growth rate $\dot{M}_*(M_*, t)$ for a given BH mass. This is a very general solution of the continuity equation that holds even when the parameters defining the growth curve, e.g., the e-folding time, depend on M_* , \dot{M}_* , and cosmic time t .

As a simple application, consider the very special case when the growth of the BH occurs by gas accretion in an Eddington-limited regime (with constant e-folding time τ_{ef} independent of accretion rate and cosmic time) up to a time τ_b , so that $\dot{M}_*(\tau) = M_*(\tau) / \tau_{\text{ef}}$ and $M_*(\tau) = M_*(\tau_b) e^{(\tau - \tau_b) / \tau_{\text{ef}}}$ for $\tau \leq \tau_b$, while $\dot{M}_* = 0$ and $M_*(\tau) = M_*(\tau_b)$ for $\tau > \tau_b$. In such an instance, one has that the maximum BH accretion rate attained by a BH with final mass M_* is $\dot{M}_*(M_*) = M_* / \tau_{\text{ef}}$ and hence $|\partial_{\log \dot{M}_*} \log M_*| = 1$. Moreover, $\sum_i d\tau_i / d \log \dot{M}_* = \tau_{\text{ef}} \ln(10)$. All in all, the solution is written as

$$\begin{aligned} N(\log M_*, t) &= -\int_0^t \frac{dt'}{\tau_{\text{ef}} \ln(10)} \\ &\times \partial_{\log \dot{M}_*} N(\log \dot{M}_*, t') |_{\dot{M}_* = M_* / \tau_{\text{ef}}}, \end{aligned} \quad (\text{B5})$$

which is the classic expression derived by Marconi et al. (2004) and Shankar et al. (2004).

ORCID iDs

Alex Scilia  <https://orcid.org/0000-0002-4515-3540>
 Andrea Lapi  <https://orcid.org/0000-0002-4882-1735>
 Lumen Boco  <https://orcid.org/0000-0003-3127-922X>
 Francesco Shankar  <https://orcid.org/0000-0001-8973-5051>
 David M. Alexander  <https://orcid.org/0000-0002-5896-6313>
 Viola Allevalo  <https://orcid.org/0000-0001-7232-5152>
 Carolin Villforth  <https://orcid.org/0000-0002-8956-6654>
 Marcella Massardi  <https://orcid.org/0000-0002-0375-8330>
 Mario Spera  <https://orcid.org/0000-0003-0930-6930>
 Alessandro Bressan  <https://orcid.org/0000-0002-7922-8440>
 Luigi Danese  <https://orcid.org/0000-0003-1186-8430>

References

Abramowicz, M. A., Czerny, B., Lasota, J. P., & Szuszkiewicz, E. 1988, *ApJ*, 332, 646
 Aird, J., Alexander, D. M., Ballantyne, D. R., et al. 2015a, *ApJ*, 815, 66
 Aird, J., Coil, A. L., Georgakakis, A., et al. 2015b, *MNRAS*, 451, 1892
 Aird, J., Coil, A. L., & Georgakakis, A. 2018, *MNRAS*, 474, 1225
 Aird, J., Coil, A. L., & Kocevski, D. D. 2022, arXiv:2201.11756
 Alexander, D. M., & Hickox, R. C. 2012, *NewAR*, 56, 93

Allevalo, V., Shankar, F., Marsden, C., et al. 2021, *ApJ*, 916, 34
 Ananna, T. T., Weigel, A. K., Trakhtenbrot, B., et al. 2022, arXiv:2201.05603
 Antoniadis, J., Arzoumanian, Z., Babak, S., et al. 2022, *MNRAS*, 510, 4873
 Assef, R. J., Kochanek, C. S., Ashby, M. L. N., et al. 2011, *ApJ*, 728, 56
 Aversa, R., Lapi, A., De Zotti, G., et al. 2015, *ApJ*, 810, 74
 Azadi, M., Aird, J., Coil, A., et al. 2015, *ApJ*, 806, 187
 Banados, E., Carilli, C., Walter, F., et al. 2018, *ApJL*, 861, L14
 Banados, E., Mazzucchelli, C., Momjian, E., et al. 2021, *ApJ*, 909, 80
 Barro, G., Faber, S. M., Dekel, A., et al. 2016, *ApJ*, 820, 120
 Barausse, E., & Lapi, A. 2021, in *Massive Black-Hole Mergers*, ed. C. Bambi et al. (Singapore: Springer)
 Behroozi, P., Wechsler, R. H., Hearin, A. P., & Conroy, C. 2019, *MNRAS*, 488, 3143
 Bianchini, F., Fabbian, G., Lapi, A., et al. 2019, *ApJ*, 871, 136
 Bisigello, L., Caputi, K. I., Grogin, N., & Koekemoer, A. 2018, *A&A*, 609, A82
 Boco, L., Lapi, A., Chruslinska, M., et al. 2021, *ApJ*, 907, 110
 Boco, L., Lapi, A., & Danese, L. 2020, *ApJ*, 891, 94
 Bongiorno, A., Schulze, A., Merloni, A., et al. 2016, *A&A*, 588, A78
 Bonoli, S., Marulli, F., Springel, V., et al. 2009, *MNRAS*, 396, 423
 Boogaard, L. A., Brinchmann, J., Bouche, N., et al. 2018, *A&A*, 619, A27
 Bouwens, R. J., Oesch, P. A., Stefanon, M., et al. 2021, *AJ*, 162, 47
 Buitrago, F., Trujillo, I., Curtis-Lake, E., et al. 2017, *MNRAS*, 466, 4888
 Cao, X. 2010, *ApJ*, 725, 388
 Capelo, P. R., Volonteri, M., Dotti, M., et al. 2015, *MNRAS*, 447, 2123
 Caputi, K. I., Deshmukh, S., Ashby, M. L. N., et al. 2017, *ApJ*, 849, 45
 Carnall, A. C., McLure, R. J., Dunlop, J. S., et al. 2019, *MNRAS*, 490, 417
 Carraro, R., Rodighiero, G., Cassata, P., et al. 2020, *A&A*, 642, A65
 Carraro, R., Shankar, F., Allevalo, V., et al. 2022, *MNRAS*, 512, 1185
 Cassarà, L. P., Maccagni, D., Garilli, B., et al. 2016, *A&A*, 593, A9
 Cimatti, A., Fraternali, F., & Nipoti, C. 2020, *Introduction to Galaxy Formation and Evolution* (Cambridge: Cambridge Univ. Press)
 Citro, A., Pozzetti, L., Moresco, M., & Cimatti, A. 2016, *A&A*, 592, A19
 Combes, F., García-Burillo, S., Audibert, A., et al. 2019, *A&A*, 623, A79
 Daddi, E., Delvecchio, I., Dimauro, P., et al. 2022, *A&A*, 661, L7
 Daddi, E., Alexander, D. M., Dickinson, M., et al. 2007, *ApJ*, 670, 173
 Dai, Y. S., Elvis, M., Bergeron, J., et al. 2014, *ApJ*, 791, 113
 Dai, Y. S., Wilkes, B. J., Bergeron, J., et al. 2018, *MNRAS*, 478, 4238
 Davis, S. W., & Laor, A. 2011, *ApJ*, 728, 98
 D'Amato, Q., Gilli, R., Vignali, C., et al. 2020, *A&A*, 636, 37
 Delvecchio, I., Gruppioni, C., Pozzi, F., et al. 2014, *MNRAS*, 439, 2736
 Devecchi, B., Volonteri, M., Rossi, E. M., Colpi, M., & Portegies Zwart, S. 2012, *MNRAS*, 421, 1465
 Di Matteo, T., Croft, R. A. C., Feng, Y., Waters, D., & Wilkins, S. 2017, *MNRAS*, 467, 4243
 Di Matteo, T., Khandai, N., de Graf, C., et al. 2012, *ApJL*, 745, L29
 Di Matteo, T., Springel, V., & Hernquist, L. 2005, *Natur*, 433, 604
 Ding, X., Silverman, J., Treu, T., et al. 2020, *ApJ*, 888, 37
 Dullo, B. T., Gil de Paz, A., & Knapen, J. H. 2021, *ApJ*, 908, 134
 Duras, F., Bongiorno, A., Ricci, F., et al. 2020, *A&A*, 636, A73
 Escala, A., Larson, R. B., Coppi, P. S., & Mardones, D. 2004, *ApJ*, 607, 765
 Event Horizon Telescope Collaboration 2019, *ApJ*, 875, L1
 Event Horizon Telescope Collaboration 2022, *ApJ*, 930, L12
 Fabian, A. C. 1999, *MNRAS*, 308, L39
 Fan, L., Han, Y., Nikutta, R., Drouart, G., & Knudsen, K. K. 2016, *ApJ*, 823, 107
 Ferrarese, L., & Merritt, D. 2000, *ApJL*, 539, L9
 Ferre-Mateu, A., Mezcuta, M., Trujillo, I., et al. 2015, *ApJ*, 808, 79
 Fiore, F., Feruglio, C., Shankar, F., et al. 2017, *A&A*, 601, A143
 Fiore, F., Puccetti, S., Grazian, A., et al. 2012, *A&A*, 537, A16
 Fujimoto, S., Brammer, G. B., Watson, D., et al. 2022, *Natur*, 604, 261
 Gallazzi, A., Bell, E. F., Zibetti, S., Brinchmann, J., & Kelson, D. D. 2014, *ApJ*, 788, 72
 Gallazzi, A., Charlot, S., Brinchmann, J., & White, S. D. M. 2006, *MNRAS*, 370, 1106
 Gebhardt, K., Bender, R., Bower, G., et al. 2000, *ApJL*, 539, L13
 Georgakakis, A., Aird, J., Schulze, A., et al. 2017, *MNRAS*, 471, 1976
 Giallongo, E., Menci, N., Fiore, F., et al. 2012, *ApJ*, 755, 124
 Gonzalez Delgado, R. M., Perez, E., Cid Fernandes, R., et al. 2017, *A&A*, 607, A128
 Graham, A. W. 2007, *MNRAS*, 379, 711
 Granato, G. L., De Zotti, G., Silva, L., Bressan, A., & Danese, L. 2004, *ApJ*, 600, 580
 Granato, G. L., Silva, L., Monaco, P., et al. 2001, *MNRAS*, 324, 757
 Griffin, A. J., Lacey, C. G., Gonzalez-Perez, V., et al. 2019, *MNRAS*, 487, 198
 Gruppioni, C., Bethermin, M., Loiacono, F., et al. 2020, *A&A*, 643, A8

- Habouzit, M., Onoue, M., Banados, E., et al. 2022, *MNRAS*, 511, 3751
- Haehnelt, M. G., Natarajan, P., & Rees, M. J. 1998, *MNRAS*, 300, 817
- Hopkins, P. F., Richards, G. T., & Hernquist, L. 2007, *ApJ*, 654, 731
- Inayoshi, K., Visbal, E., & Haiman, Z. 2020, *ARA&A*, 58, 27
- Izquierdo-Villalba, D., Bonoli, S., Dotti, M., et al. 2020, *MNRAS*, 495, 4681
- Johansson, J., Thomas, D., & Maraston, C. 2012, *MNRAS*, 421, 1908
- Karashi, S., Ivison, R. J., Caputi, K. I., et al. 2015, *ApJ*, 810, 133
- Kelly, B. C., & Merloni, A. 2012, *AdAst*, 2012, 970858
- Kelly, B. C., & Shen, Y. 2013, *ApJ*, 764, 45
- Kennicutt, R. C., & Evans, N. J. 2012, *ARA&A*, 50, 531
- Kim, Y., & Im, M. 2019, *ApJ*, 879, 117
- King, A., & Pounds, K. 2015, *ARA&A*, 53, 115
- King, A. R. 2005, *ApJL*, 635, L121
- Kormendy, J., & Ho, L. C. 2013, *ARA&A*, 51, 511
- Kroupa, P. 2001, *MNRAS*, 322, 231
- Kroupa, P., Subr, L., Jerabkova, T., & Wang, L. 2020, *MNRAS*, 498, 5652
- Kulkarni, G., Worseck, G., & Hennawi, J. F. 2018, *MNRAS*, 488, 1035
- Lacy, M., Ridgway, S. E., Sajina, A., et al. 2015, *ApJ*, 802, 102
- Lang, P., Schinnerer, E., Smail, I., et al. 2019, *ApJ*, 879, 54
- Lapi, A., Gonzalez-Nuevo, J., Fan, L., et al. 2011, *ApJ*, 742, 24
- Lapi, A., Pantoni, L., Boco, L., & Danese, L. 2020, *ApJ*, 897, 81
- Lapi, A., Pantoni, L., Zanisi, L., et al. 2018, *ApJ*, 857, 22
- Lapi, A., Raimundo, S., Aversa, R., et al. 2014, *ApJ*, 782, 69
- Lapi, A., Shankar, F., Mao, J., et al. 2006, *ApJ*, 650, 42
- Latif, M. A., & Ferrara, A. 2016, *PASA*, 33, 51
- Leja, J., Speagle, J. S., Ting, Y.-S., et al. 2022, arXiv:2110.04314
- Li, J., Silverman, J. D., Ding, X., et al. 2021, *ApJ*, 922, 142
- Li, L.-X. 2012, *MNRAS*, 424, 1461
- Li, Y.-R., Ho, L. C., & Wang, J.-M. 2011, *ApJ*, 742, 33
- Lin, X., Fang, G., Xue, Y., Fan, L., & Kong, X. 2021, *ApJ*, 911, 59
- Lin, X., Xue, Y., Fang, G., et al. 2022, *RAA*, 22, 015010
- Lodato, G., & Natarajan, P. 2007, *MNRAS Lett.*, 377, L64
- Lynden-Bell, D. 1969, *Natur*, 223, 690
- Madau, P., Haardt, F., & Dotti, M. 2014, *ApJL*, 784, L38
- Magorrian, J., Tremaine, S., Richstone, D., et al. 1998, *AJ*, 115, 2285
- Maiolino, R., & Mannucci, F. 2019, *A&RV*, 27, 3
- Mancuso, C., Lapi, A., Prandoni, I., et al. 2017, *ApJ*, 842, 95
- Mancuso, C., Lapi, A., Shi, J., et al. 2016a, *ApJ*, 823, 128
- Martin-Navarro, I., Shankar, F., & Mezcua, M. 2022, *MNRAS*, 513, L10
- Natarajan, P. 2014, *GRGr*, 46, 1702
- Netzer, H., Lani, C., Nordon, R., et al. 2016, *ApJ*, 819, 123
- Mancuso, C., Lapi, A., Shi, J., et al. 2016b, *ApJ*, 833, 152
- Mannucci, F., Cresci, G., Maiolino, R., et al. 2010, *MNRAS*, 408, 2115
- Manti, S., Gallerani, S., Ferrara, A., Greig, B., & Feruglio, C. 2017, *MNRAS*, 466, 1160
- Marconi, A., Risaliti, G., Gilli, R., et al. 2004, *MNRAS*, 351, 169
- Marulli, F., Bonoli, S., Branchini, E., Moscardini, L., & Springel, V. 2008, *MNRAS*, 385, 1846
- Massardi, M., Enia, A. F. M., Negrello, M., et al. 2018, *A&A*, 610, A53
- Mayer, L., & Bonoli, S. 2019, *RPPH*, 82, a6901
- Mayer, L., Fiacconi, D., Bonoli, S., et al. 2015, *ApJ*, 810, 51
- Mayer, L., Kazantzidis, S., Escala, A., & Callegari, S. 2010, *Natur*, 466, 1082
- McAlpine, S., Harrison, C. M., Rosario, D. J., et al. 2020, *MNRAS*, 494, 5713
- McConnell, N. J., & Ma, C.-P. 2013, *ApJ*, 764, 184
- McConnell, M. J., Ma, C.-P., Gebhardt, K., et al. 2011, *Natur*, 480, 215
- Mehrgan, K., Thomas, J., Saglia, R., et al. 2019, *ApJ*, 887, 195
- Merloni, A., Bongiorno, A., Bolzonella, M., et al. 2010, *ApJ*, 708, 137
- Merloni, A., & Heinz, S. 2008, *MNRAS*, 388, 101
- Mineshige, S., Kawaguchi, T., Takeuchi, M., & Hayashida, K. 2000, *PASJ*, 52, 499
- Miyaji, T., Hasinger, G., Salvato, M., et al. 2015, *ApJ*, 804, 104
- Mo, H., van den Bosch, F., & White, S. D. M. 2010, *Galaxy Formation and Evolution* (Cambridge: Cambridge Univ. Press)
- Morishita, T., Abramson, L. E., Treu, T., et al. 2019, *ApJ*, 877, 141
- Mortlock, D. J., Warren, S. J., Venemans, B. P., et al. 2011, *Natur*, 474, 616
- Moster, B. P., Naab, T., & White, S. D. M. 2018, *MNRAS*, 477, 1822
- Moster, B. P., Naab, T., & White, S. D. M. 2013, *MNRAS*, 428, 3121
- Mor, R., Netzer, H., Trakhtenbrot, B., Shemmer, O., & Lira, P. 2012, *ApJL*, 749, L25
- Mullaney, J. R., Pannella, M., Daddi, E., et al. 2012, *MNRAS*, 419, 95
- Moustakas, J., Coil, A. L., Aird, J., et al. 2013, *ApJ*, 767, 50
- Mutlu-Pakdil, B., Seigar, M. S., & Davis, B. L. 2016, *ApJ*, 830, 117
- Nguyen, N. H., Lira, P., Trakhtenbrot, B., et al. 2020, *ApJ*, 895, 74
- Nobuta, K., Akiyama, M., Ueda, Y., et al. 2012, *ApJ*, 761, 143
- Novak, M., Smolcic, V., Delhaize, J., et al. 2017, *A&A*, 602, A5
- Ocran, E. F., Taylor, A. R., Vaccari, M., et al. 2020, *MNRAS*, 491, 5911
- Oesch, P. A., Bouwens, R. J., Illingworth, G. D., et al. 2018, *ApJ*, 855, 105
- Ostriker, E. C. 1999, *ApJ*, 513, 252
- Page, M. J., Brindle, C., Talavera, A., et al. 2012, *MNRAS*, 426, 903
- Pantoni, L., Lapi, A., Massardi, M., et al. 2021, *MNRAS*, 504, 928
- Pantoni, L., Lapi, A., Massardi, M., Goswami, S., & Danese, L. 2019, *ApJ*, 880, 129
- Papovich, C., Finkelstein, S. L., Ferguson, H. C., Lotz, J. M., & Gialavisco, M. 2011, *MNRAS*, 412, 1123
- Planck Collaboration 2020, *A&A*, 641, A6
- Popesso, P., Concas, A., Cresci, G., et al. 2022, arXiv:2203.10487
- Portegies Zwart, S. F., Baumgardt, H., Hut, P., Makino, J., & McMillan, S. L. W. 2004, *Natur*, 428, 724
- Raimundo, S. I., Fabian, A. C., Vasudevan, R. V., Gandhi, P., & Wu, J. 2012, *MNRAS*, 419, 2529
- Reed, S. L., Banerji, M., & Becker, G. D. 2019, *MNRAS*, 487, 1874
- Ren, K., & Trenti, M. 2021, *ApJ*, 923, 110
- Reines, A. E., & Volonteri, M. 2015, *ApJ*, 813, 82
- Rinaldi, P., Caputi, K. I., van Mierlo, S., et al. 2022, *ApJ*, 930, 128
- Ricarte, A., & Natarajan, P. 2018, *MNRAS*, 481, 3278
- Rodighiero, G., Brusa, M., Daddi, E., et al. 2015, *ApJ*, 800, L10
- Rodighiero, G., Enia, A., Delvecchio, I., et al. 2019, *ApJ*, 877, L38
- Rodighiero, G., Daddi, E., Baronchelli, I., et al. 2011, *ApJL*, 739, L40
- Rodriguez-Gomez, V., Pillepich, A., Sales, L. V., et al. 2016, *MNRAS*, 458, 2371
- Rosario, D. J., Santini, P., Lutz, D., et al. 2012, *A&A*, 545, 45
- Sahu, N., Graham, A. W., & Davis, B. L. 2019, *ApJ*, 876, 155
- Salucci, P., Szuszkiewicz, E., Monaco, P., & Danese, L. 1999, *MNRAS*, 307, 637
- Sanchez-Salcedo, F., & Brandenburg, A. 2001, *MNRAS*, 322, 67
- Saracco, P., Marchesini, D., La Barbera, F., et al. 2020, *ApJ*, 905, 40
- Sargent, M. T., Bethermin, M., Daddi, E., & Elbaz, D. 2012, *ApJL*, 747, L31
- Schulze, A., & Wisotzki, L. 2014, *MNRAS*, 438, 3422
- Schreiber, C., Pannella, M., Elbaz, D., et al. 2015, *A&A*, 575, 74
- Scoville, N., Aussel, H., Sheth, K., et al. 2014, *ApJ*, 783, 84
- Scoville, N., Sheth, K., Aussel, H., et al. 2016, *ApJ*, 820, 83
- Sesana, A., Shankar, F., Bernardi, M., & Sheth, R. K. 2016, *MNRAS*, 463, L6
- Sesana, A., Barausse, E., Dotti, M., & Rossi, E. M. 2014, *ApJ*, 794, 104
- Shakura, N. I., & Sunyaev, R. A. 1973, *A&A*, 24, 337
- Shankar, F., Allevato, V., Bernardi, M., et al. 2020a, *NatAs*, 4, 282
- Shankar, F., Bernardi, M., Sheth, R. K., et al. 2016, *MNRAS*, 460, 3119
- Shankar, F., Weinberg, D. H., Marsden, C., et al. 2020b, *MNRAS*, 493, 1500
- Shankar, F., Weinberg, D. H., & Miralda-Escude, J. 2013, *MNRAS*, 428, 421
- Shankar, F., Weinberg, D. H., & Miralda-Escude, J. 2009, *ApJ*, 690, 20
- Shankar, F., Salucci, P., Granato, G. L., et al. 2004, *MNRAS*, 354, 1020
- Shen, X., Hopkins, P. F., Faucher-Giguere, A.-A., et al. 2020, *MNRAS*, 495, 3252
- Shen, Y. 2009, *ApJ*, 704, 89
- Shi, J., Lapi, A., & Mancuso, C. 2017, *ApJ*, 843, 105
- Sicilia, A., Lapi, A., Boco, L., et al. 2022, *ApJ*, 924, 56
- Silk, J., & Rees, M. J. 1998, *A&A*, 331, L1
- Simpson, J. M., Smail, I., Swinbank, A. M., et al. 2015, *ApJ*, 807, 128
- Smail, I., Dudzeviciute, U., Stach, S. M., et al. 2021, *MNRAS*, 502, 3426
- Small, T. A., & Blandford, R. D. 1992, *MNRAS*, 259, 725
- Smit, R., Bouwens, R. J., Franx, M., et al. 2012, *ApJ*, 756, 14
- Soltan, A. 1982, *MNRAS*, 200, 115
- Speagle, J. S., Steinhardt, C. L., Capak, P. L., & Silverman, J. 2014, *ApJS*, 214, 15
- Spera, M., Mapelli, M., Giacobbo, N., et al. 2019, *MNRAS*, 485, 889
- Spilker, J. S., Marrone, D. P., Aravena, M., et al. 2016, *ApJ*, 826, 112
- Spinoso, D., Bonoli, S., Valiante, R., Schneider, R., & Izquierdo-Villalba, D. 2022, arXiv:2203.13846
- Steinborn, L. K., Hirschmann, M., Dolag, K., et al. 2018, *MNRAS*, 481, 341
- Stanley, F., Alexander, D. M., Harrison, C. M., et al. 2017, *MNRAS*, 472, 2221
- Stanley, F., Harrison, C. M., Alexander, D. M., et al. 2015, *MNRAS*, 453, 591
- Steinhardt, C. L., Speagle, J. S., & Capak, P. 2014, *ApJL*, 791, L25
- Suh, H., Civano, F., Trakhtenbrot, B., et al. 2020, *ApJ*, 889, 32
- Tadaki, K., Iono, D., Yun, M. S., et al. 2018, *Natur*, 560, 613
- Tadaki, K.-I., Genzel, R., Kodama, T., et al. 2017a, *ApJ*, 834, 135
- Tadaki, K.-I., Kodama, T., Nelson, E. J., et al. 2017b, *ApJL*, 841, L25
- Tagawa, H., Umemura, M., & Gouda, N. 2016, *MNRAS*, 462, 3812
- Talia, M., Cimatti, A., Giuliotti, M., et al. 2021, *ApJ*, 909, 23
- Talia, M., Pozzi, F., Vallini, L., et al. 2018, *MNRAS*, 476, 3956
- Tanaka, T., & Haiman, Z. 2009, *ApJ*, 696, 1798
- Thomas, J., McConnell, N. J., Greene, J., et al. 2016, *Natur*, 532, 340

- Thomas, D., Maraston, C., Schawinski, K., Sarzi, M., & Silk, J. 2010, *MNRAS*, **404**, 1775
- Thomas, D., Maraston, C., Bender, R., & Mendes de Oliveira, C. 2005, *ApJ*, **621**, 673
- Thorne, K. S. 1974, *ApJ*, **191**, 507
- Tinsley, B. M. 1980, *Fund. Cosm. Phys.*, **5**, 287
- Trakhtenbrot, B., Volonteri, M., & Natarajan, P. 2017, *ApJ*, **836**, L1
- Tremaine, S., Gebhardt, K., Bender, R., et al. 2002, *ApJ*, **574**, 740
- Trinca, A., Schneider, R., Valiante, R., et al. 2022, *MNRAS*, **511**, 616
- Ueda, Y., Akiyama, M., Hasinger, G., Miyaji, T., & Watson, M. G. 2014, *ApJ*, **786**, 104
- Vestergaard, M., & Osmer, P. S. 2009, *ApJ*, **699**, 800
- Vignali, C., Piconcelli, E., Perna, M., et al. 2018, *MNRAS*, **477**, 780
- Venemans, B. P., Decarli, R., & Walter, F. 2018, *ApJ*, **866**, 159
- Venemans, B. P., Walter, F., Decarli, R., et al. 2017, *ApJ*, **845**, 154
- Vika, M., Driver, S. P., Graham, A. W., & Liske, J. 2009, *MNRAS*, **400**, 1451
- Volonteri, M., Habouzit, M., & Colpi, M. 2021, *NatRP*, **3**, 732
- Volonteri, M., Sikora, M., Lasota, J.-P., & Merloni, A. 2013, *ApJ*, **775**, 94
- Wang, F., Yang, J., Fan, X., et al. 2019, *ApJ*, **884**, 30
- Wang, R., Wagg, J., & Carilli, C. L. 2013, *ApJ*, **773**, 44
- Wang, F., Yang, J., Fan, X., et al. 2021, *ApJ*, **907**, L1
- Wang, T., Elbaz, D., Alexander, D. M., et al. 2017, *A&A*, **601**, A63
- Watarai, K.-Y., Fukue, J., Takeuchi, M., & Mineshige, S. 2000, *PASJ*, **52**, 133
- Whitaker, K. E., Franx, M., Leja, J., et al. 2014, *ApJ*, **795**, 104
- Williams, C. C., Spilker, J. S., Whitaker, K. E., et al. 2021, *ApJ*, **908**, 54
- Willott, C. J., Bergeron, J., & Omont, A. 2015, *ApJ*, **801**, 123
- Wu, X.-B., Wang, F., Fan, X., et al. 2015, *Natur*, **518**, 512
- Xu, L., Rieke, G. H., Egami, E., et al. 2015, *ApJS*, **219**, 18
- Yang, G., Brandt, W. N., Alexander, D. M., et al. 2019, *MNRAS*, **485**, 3721
- Yu, Q., & Lu, Y. 2008, *ApJ*, **689**, 732
- Yu, Q., & Lu, Y. 2004, *ApJ*, **602**, 603
- Yu, Q., & Tremaine, S. 2002, *MNRAS*, **335**, 965
- Zavala, J. A., Casey, C. M., Manning, S. M., et al. 2021, *ApJ*, **909**, 165
- Zhu, P., Ho, L. C., & Gao, H. 2021, *ApJ*, **907**, 6