



<b>Publication Year</b>	2017
<b>Acceptance in OA</b>	2020-12-29T11:59:21Z
<b>Title</b>	Kinetic and radiative power from optically thin accretion flows
<b>Authors</b>	Sadowski, A., GASPARI, MASSIMO
<b>Publisher's version (DOI)</b>	10.1093/mnras/stx543
<b>Handle</b>	<a href="http://hdl.handle.net/20.500.12386/29283">http://hdl.handle.net/20.500.12386/29283</a>
<b>Journal</b>	MONTHLY NOTICES OF THE ROYAL ASTRONOMICAL SOCIETY
<b>Volume</b>	468



# Kinetic and radiative power from optically thin accretion flows

Aleksander Sądowski<sup>1</sup>\*† and Massimo Gaspari<sup>2</sup>\*‡

<sup>1</sup>MIT Kavli Institute for Astrophysics and Space Research, 77 Massachusetts Ave, Cambridge, MA 02139, USA

<sup>2</sup>Department of Astrophysical Sciences, Princeton University, 4 Ivy Lane, Princeton, NJ 08544, USA

Accepted 2017 February 28. Received 2017 February 27; in original form 2017 January 24

## ABSTRACT

We perform a set of general relativistic, radiative, magneto-hydrodynamical simulations (GR-RMHD) to study the transition from radiatively inefficient to efficient state of accretion on a non-rotating black hole. We study ion to electron temperature ratios ranging from  $T_i/T_e = 10$  to 100, and simulate flows corresponding to accretion rates as low as  $10^{-6} \dot{M}_{\text{Edd}}$ , and as high as  $10^{-2} \dot{M}_{\text{Edd}}$ . We have found that the radiative output of accretion flows increases with accretion rate, and that the transition occurs earlier for hotter electrons (lower  $T_i/T_e$  ratio). At the same time, the mechanical efficiency hardly changes and accounts to  $\approx 3$  per cent of the accreted rest mass energy flux, even at the highest simulated accretion rates. This is particularly important for the mechanical active galactic nuclei (AGN) feedback regulating massive galaxies, groups and clusters. Comparison with recent observations of radiative and mechanical AGN luminosities suggests that the ion to electron temperature ratio in the inner, collisionless accretion flow should fall within  $10 < T_i/T_e < 30$ , i.e. the electron temperature should be several percent of the ion temperature.

**Key words:** accretion, accretion discs – black hole physics – relativistic processes – methods: numerical.

## 1 INTRODUCTION

Accreting black holes (BHs) are behind some of most energetic and fundamental phenomena in the Universe. In the supermassive regime (SMBH), they are often known as active galactic nuclei (AGN) and quasars. When the rate at which gas is lost below the BH horizon is low (normalized to the Eddington unit), accretion flows are optically thin and radiatively inefficient (an extreme case is the accretion flow in the centre of the Galaxy). Radiatively inefficient BHs do, however, inject significant amount of mechanical energy into the environment, preventing catastrophic cooling flows and star formation rates through large-scale outflows, cavities and shocks (McNamara & Nulsen 2012 for a review), at the same time establishing the celebrated BH mass–velocity dispersion relation (Kormendy & Ho 2013 for a review). The output mode is expected to change when gas is accreted at rates exceeding a percent of the Eddington rate. Under such conditions, the previously radiatively inefficient sources become quasars dominated by the radiative output.

The transition from the radiatively inefficient to the efficient regime is not well understood. Neither the physics of the electron heating in optically thin collisionless plasmas. On the other hand,

there is ample amount of observational data which probes accreting systems at very different luminosities and accretion rates. One key observational study attempting to constrain the kinetic versus radiative efficiencies in massive galaxies detected with *Chandra* telescope (mainly brightest cluster galaxies; BCGs) is Russell et al. (2013). The radiative output is constrained through the nuclear X-ray luminosity, while the kinetic power is estimated by measuring the X-ray bubble enthalpy divided by the buoyancy time. The data corroborates that the mechanical output always dominate at low and intermediate accretion rates (more in Section 1.1). In terms of evolution, in the nearby Universe, only a few per cent of systems host a radiatively efficient source (or quasar). In other words, below redshift  $z \sim 2$ , AGN feedback is expected to proceed at a sub-Eddington rate, i.e. the AGN feedback ‘maintenance’ phase is dominated by kinetic input of energy – typically through massive outflows (e.g. see Gaspari 2016 for a brief review).

In this work, we perform state-of-the-art, three-dimensional (3D) general relativistic, radiative, magneto-hydrodynamical simulations (GR-RMHD) simulations of accretion flows below and near the transitional regime, and calculate the corresponding mechanical and radiative efficiencies. Moreover, comparing the observed and simulated values of the luminosity at which the radiative efficiency becomes comparable with the mechanical one, we aim to constrain the range of possible values of the electron to ion temperature ratio in accreting systems.

In a parallel work, Gaspari & Sądowski (2017), we apply the mechanical efficiency constrained here, to a model of self-regulated

\* E-mail: [asadowsk@mit.edu](mailto:asadowsk@mit.edu) (AS); [mgaspari@astro.princeton.edu](mailto:mgaspari@astro.princeton.edu) (MG)

† Einstein Fellow.

‡ Einstein, Spitzer Fellow.

AGN feedback that couples the small (horizon) scale to the large (kpc–Mpc) scale properties of cool-core systems (as massive galaxies, groups and clusters). The macro feeding properties are mediated by the recently probed chaotic cold accretion (CCA), i.e. the condensation of multiphase clouds out of the turbulent plasma halo, which rain towards the nuclear region and are efficiently funnelled through chaotic inelastic collisions cancelling angular momentum (see Gaspari, Ruszkowski & Oh 2013; Gaspari, Brighenti & Temi 2015; Gaspari, Temi & Brighenti 2017). The proposed unification model provides the BH growth and AGN outflow properties, as a function of the macro properties (e.g. hot halo temperature), and can be used as an effective sub-grid scheme in structure formation simulations and analytic studies, without resorting to the fine-tuning of a free efficiency.

The presented work is structured as follows. Below we review the observational work we base our comparison on. In Section 2, we introduce the numerical method and main assumptions. In Section 3, we discuss the performed 3D GR-RMHD simulations. In Section 4, we discuss the key implications. In Sections 5 and 6, we discuss the caveats and summarize the main results, respectively.

### 1.1 Observational constraints

Accreting BHs are known to both emit radiation and inject significant amounts of mechanical energy in the surroundings. The latter effect often leads to the inflation of cavities in the medium surrounding the BH, and could happen both on parsec scales (for stellar mass BHs), as well as on kpc scale (for AGN). From the volume and pressure of a given cavity ( $E_{\text{cav}} = 4PV$ ) and its expansion (sound-crossing) time one may infer the mechanical luminosity of the central source.

Several studies aiming at comparing the radiative and kinetic properties have been recently performed (e.g. King, Miller & Raymond 2012; Mezcuca & Prieto 2014; Hlavacek-Larrondo et al. 2015; Hogan et al. 2015; Shin, Woo & Mulchaey 2016). In this work, we mainly use results by Russell et al. (2013), one of the most comprehensive investigations based on observations of nuclear X-ray sources and the corresponding cavities in a large sample of 57 BCGs. These authors have found that the nuclear radiation exceeds the mechanical energy output of the outflow when the mean accretion rate rises above a few per cent of the Eddington luminosity, corresponding to the onset of the quasar mode. The two components become comparable already at  $10^{-3}$ – $10^{-2} L_{\text{Edd}}$  and the radiative component is very weak, sometimes undetectable, for the lowest accretion and emission rates (cf. fig. 12 in Russell et al. 2013). For all such reasons, below we use the range of  $10^{-3}$ – $10^{-2} L_{\text{Edd}}$  as reference threshold below which the mechanical luminosity of an accreting BH system equals or exceeds the corresponding radiative output.

### 1.2 Units

In this work, we adopt the following definition for the Eddington mass accretion rate

$$\dot{M}_{\text{Edd}} = \frac{L_{\text{Edd}}}{\eta c^2}, \quad (1)$$

where  $L_{\text{Edd}} = 4\pi GMm_{\text{p}}c/\sigma_{\text{T}} = 1.25 \times 10^{38} M/M_{\odot} \text{ erg s}^{-1}$  is the Eddington luminosity for a BH of mass  $M$  and  $\eta$  is the radiative efficiency of a thin disc around a BH with a given spin  $a^* \equiv a/M$ . For a zero-spin BH,  $\eta \approx 0.057$  (Novikov & Thorne 1973) and  $\dot{M}_{\text{Edd}} =$

$2.48 \times 10^{18} M/M_{\odot} \text{ g s}^{-1}$ . We denote the gravitational radius and time as  $R_{\text{g}} \equiv GM/c^2$  and  $t_{\text{g}} \equiv GM/c^3$ , respectively.

## 2 NUMERICAL METHOD

For the purpose of simulating optically thin and marginally optically thin accretion flows we adopt the GR-RMHD solver KORAL (Sądowski et al. 2013, 2014), which is capable of evolving gas and radiation in parallel for arbitrary optical depths. The most recent version of KORAL is capable of evolving two-temperature plasma (Sądowski et al. 2017). This approach, however, is not free from arbitrary choices and numerical issues (see the discussion section below). For this reason, we decided to solve a simplified problem where we evolve only the mean temperature of the gas (mixture of electrons and ions), but for the purpose of calculating radiative emission, we split the gas temperature into electron and ion temperatures,  $T_{\text{e}}$  and  $T_{\text{i}}$ , respectively, following the prescribed ratio  $T_{\text{e}}$  and  $T_{\text{i}}$ . For pure hydrogen gas the species temperature satisfy

$$T_{\text{gas}} = 1/2 (T_{\text{e}} + T_{\text{i}}). \quad (2)$$

We account for free–free and synchrotron emission and absorption, as well as Compton heating and cooling. The exact formulae for the opacities are given in Sądowski et al. (2017). In this work, we use only grey opacities and we do not calculate electromagnetic spectrum of generated radiation.

### 2.1 Problem setup

We performed a set of 9 3D simulations of accretion flows on a non-rotating BH. The simulations cover accretion rates from  $10^{-6}$  to  $10^{-2} \dot{M}_{\text{Edd}}$  – enough to cover both the low-luminosity limit and the observed transition to radiatively-efficient mode.<sup>1</sup> We tested three values of ion to electron temperature ratios,  $T_{\text{i}}/T_{\text{e}} = 10, 30$  and  $100$ . This choice reflects the fact that the expected electron temperature is lower than the ion’s (only electrons cool emitting photons), and, as discussed below, is wide enough to put limits on the temperature ratio consistent with observations.

Initially, we performed a single, non-radiative, simulation with an equilibrium torus (same as in Narayan et al. 2012) threaded by a magnetic field forming set of poloidal loops (again, same as in Narayan et al. 2012, but flipping the polarity also across the equatorial plane) on a grid of 336 cells in radius and polar angle, and 32 cells in azimuth spanning  $\pi/2$  wedge. Such a set-up was evolved for  $15000 t_{\text{g}}$ , long enough for establishing a now-standard, scale-free solution of a thick and hot accretion flow with converged region extending up to  $\sim 25 R_{\text{g}}$ .

We then used the final state of this non-radiative simulation as a starting point for the radiative runs being the subject of this paper. When starting a radiative run we rescaled the density to a desired value (which ultimately determined the final accretion rate) keeping the magnetic to gas pressure ratio and the gas temperature fixed. At the same time, we turned on the radiative evolution allowing for emission and absorption of radiation with efficiency determined by the choice of species temperature ratio. In such a way, we simulated

<sup>1</sup> Although tempting, simulating accretion flows with accretion rates higher than  $10^{-2} \dot{M}_{\text{Edd}}$  is extremely challenging because such flows collapse to a geometrically thin disc that accretes very slowly, and, therefore, obtaining converged solution in a reasonable volume requires both extreme numerical resolution and long simulation time.

**Table 1.** Simulated models.

Name	$T_i/T_e$	$\dot{M}/\dot{M}_{\text{Edd}}$	$L_{\text{rad}}/\dot{M}c^2$	$L_{\text{tot}}/\dot{M}c^2$	$L_{\text{kin}}/\dot{M}c^2$	$H/R$	$t_{\text{end}}/t_g$
f2t10	10	$9.7 \times 10^{-7}$	0.0005	0.035	0.034	0.38	25000
f3t10	10	$1.0 \times 10^{-5}$	0.0026	0.025	0.022	0.36	29000
f4t10	10	$2.7 \times 10^{-4}$	0.033	0.065	0.032	0.35	26000
f5t10	10	$2.9 \times 10^{-3}$	0.033	0.067	0.034	0.20	27500
f4t30	30	$1.9 \times 10^{-4}$	0.0026	0.033	0.030	0.35	25000
f5t30	30	$4.1 \times 10^{-3}$	0.017	0.056	0.039	0.20	28000
f6t30	30	$1.6 \times 10^{-2}$	0.020	0.062	0.042	0.17	28000
f5t100	100	$1.7 \times 10^{-3}$	0.0016	0.032	0.030	0.38	20500
f6t100	100	$1.0 \times 10^{-2}$	0.014	0.055	0.041	0.16	27000

$H/R$  – average density scaleheight measured at  $R = 15R_g$ .

Other parameters:  $a^* = 0.0$ , resolution:  $336 \times 336 \times 32$ ,  $\pi/2$  wedge in azimuth

the 9 models described in this work until the final time  $t_{\text{end}}$  (Table 1), typically  $25000 t_g$ .

## 3 RESULTS

### 3.1 General properties

The simulations initialized as described in the previous section evolve into turbulent, magnetorotational instability (MRI) driven, optically thin accretion flows. The inflow of matter takes place in the bulk of the disc where turbulent stresses take angular momentum out of the gas. The bulk of the flow is relatively strongly magnetized due to the non-zero radial component of the initial magnetic field at the equatorial plane, with magnetic pressure contributing ultimately to  $\sim 30$  per cent of the total pressure in the region  $10 < R/R_g < 20$ . The magnetocentrifugal forces drive outflow from the surface layers of the disc. Due to its low density, the outflowing gas does not contribute significantly to the total radiative emission.

Different densities at the onset of the simulations determined the efficiency of radiative cooling – the larger the density, the higher the relative bremsstrahlung cooling rate. Similarly, the larger the electron temperature for a given gas temperature, the more efficient is the cooling. The latter effect is clearly visible in Fig. 1, which shows the poloidal slice of the gas density (left-hand panels) and temperature (right-hand panels) for three models with roughly the same accretion rate of a few  $10^{-3} \dot{M}_{\text{Edd}}$ : f5t100, f5t30 and f5t10. While the densities are of the same order, the temperatures are not. The simulation with the coldest electrons (f5t100,  $T_i/T_e = 100$ , top panel) is as hot as it gets with gas temperature close to the virial temperature, as expected for a non-radiative accretion flow. As soon as electrons get hotter relative to ions (model f5t30, middle panel), the radiative losses are significant enough to affect the gas properties – the gas temperature (the mean of electron and ion temperatures) noticeably decreases. Gas at the equatorial plane, at  $R = 15R_g$  is now at  $\sim 10^{10}$  K, compared to  $\sim 10^{11}$  K for model f5t100. Increasing the electron relative temperature increases further the cooling effect. For the lowest ion-to-electron temperature ratio ( $T_i/T_e = 10$ , bottom panel, model f5t10), the gas temperature at this location falls down to  $\sim 10^9$  K. In addition to the gas temperature, the radiative cooling have an effect on the disc thickness – the two runs affected by cooling have noticeably smaller thickness (see Table 1), but they are far from collapsing to a thin disc.<sup>2</sup> At the lowest accretion rates,

the radiative emission is dominated by synchrotron, while at the largest, for which the radiative cooling has significant impact on gas properties, it is predominantly Compton cooling (contributing, e.g. to  $\sim 95$  per cent of cooling at the equatorial plane for model f5t30) and, to lesser extent, bremsstrahlung (see, e.g. Narayan & Yi 1995; Esin, McClintock & Narayan 1997).

### 3.2 Mass and energy transfer rates

Quasi-stationary, i.e. accreting at on average constant rate, accretion flows show mass and total energy transport rates independent of radius. Under such condition, neither gas or energy accumulates at any radius, but preserves their average radial profiles. We measure the accretion rate and luminosity in total energy in simulated accretion flows by integrating the mass and energy fluxes over the BH horizon.

The mean accretion rate is therefore defined through

$$\dot{M} = \int_0^\pi \int_0^{2\pi} \sqrt{-g} \langle \rho u^r \rangle d\phi d\theta, \quad (3)$$

where  $\rho$  stands for gas density,  $u^r$  denotes the radial velocity and  $\sqrt{-g}$  is the metric determinant.

The luminosity in total energy (binding, kinetic, radiative, magnetic and thermal, see Sądowski et al. 2016 for the related discussion) is given as

$$L_{\text{tot}} = - \int_0^\pi \int_0^{2\pi} \sqrt{-g} \langle T_i^r + R_i^r + \rho u^r \rangle d\phi d\theta, \quad (4)$$

where  $T_i^r$  and  $R_i^r$  are components of the matter and radiation stress energy tensors, respectively.

The radiative-only luminosity is given by the integral of the latter

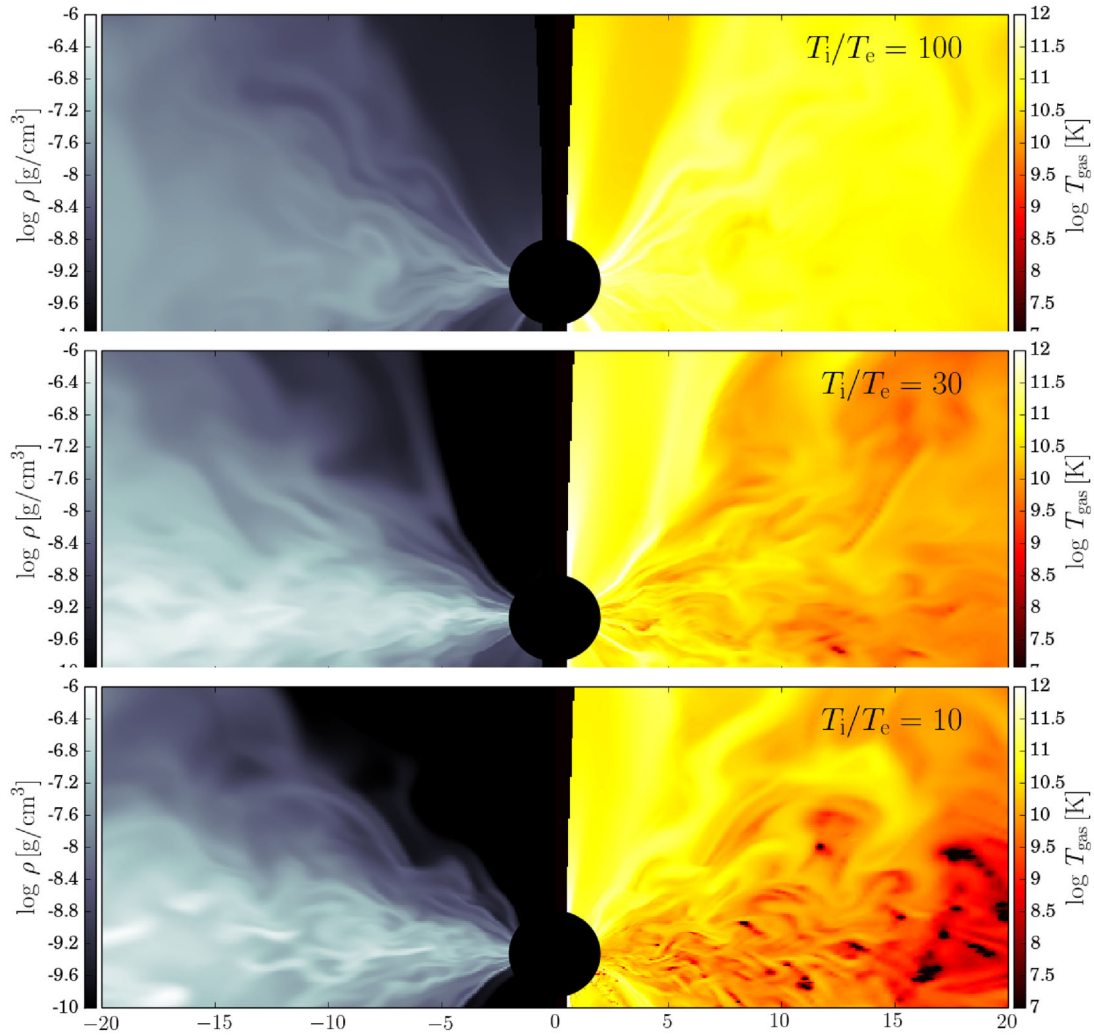
$$L_{\text{rad}} = - \int_0^\pi \int_0^{2\pi} \sqrt{-g} \langle R_i^r \rangle d\phi d\theta. \quad (5)$$

However, because radiative energy is not conserved (radiation can be generated and absorbed by the gas), we need to carefully choose the radius at which to perform the integration. Ideally, we would like to measure the luminosity at infinity. However, we are limited by the region where the accretion flow has settled to the converged solution. We decided to perform the integrals at  $R = 20 R_g$ , which is not infinity, but encompassed the region where most of the radiation in optically thin discs is formed.

Assuming that the energy liberated in an accreting system can ultimately escape only either by radiation or mechanical energy, we can calculate the kinetic component as

$$L_{\text{kin}} = L_{\text{tot}} - L_{\text{rad}}. \quad (6)$$

<sup>2</sup> Their properties resemble to large extent the luminous hot accretion flow solutions proposed by Yuan (2001). Detailed study of the collapse would require precise treatment of Coulomb coupling (see the discussion).



**Figure 1.** Distributions of gas density (left-hand panels) and gas temperature (right-hand panels) in simulated accretion flows corresponding roughly to the accretion rate of  $10^{-3}\dot{M}_{\text{Edd}}$  and three values of ion to electron temperature ratio: (top to bottom)  $T_i/T_e = 100$  (least efficient, model f5t100), 30 (f5t30), and 10 (most efficient radiative cooling, f5t10).

### 3.3 Radiative and kinetic luminosities

The efficiency associated with given luminosity is defined as

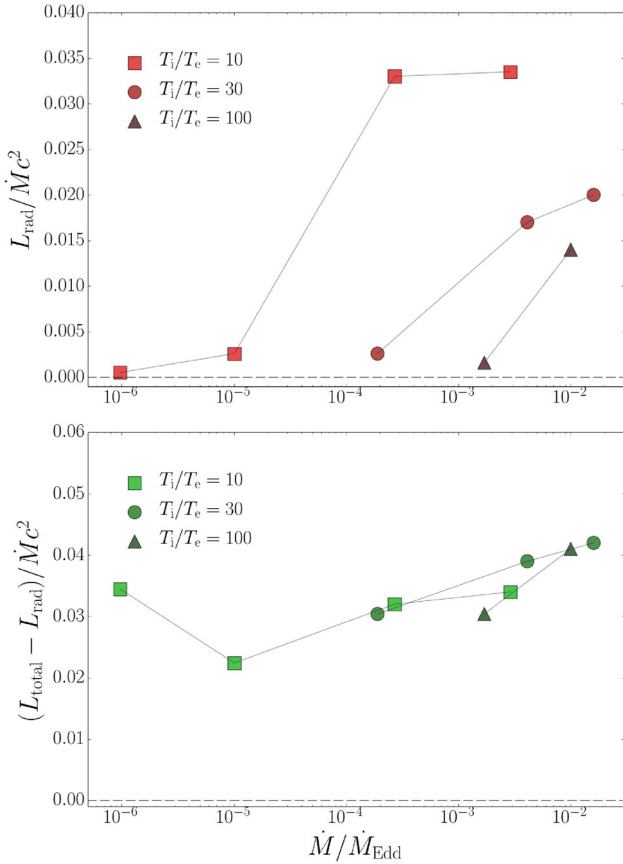
$$\eta = \frac{L}{\dot{M}c^2}, \quad (7)$$

where  $\dot{M}$  is the accretion rate through the BH horizon and  $c$  is the speed of light.

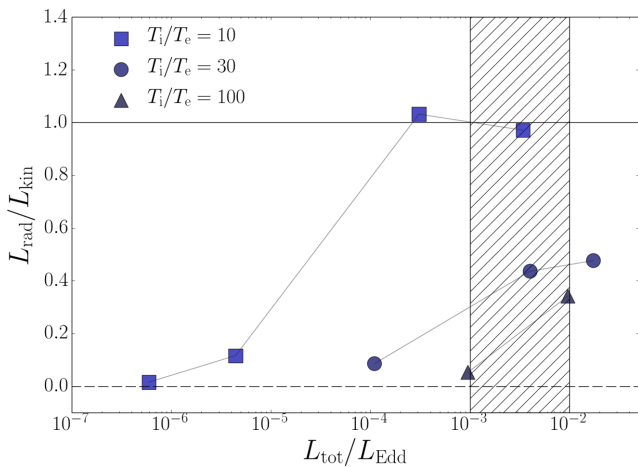
Table 1 lists the nine simulations, we performed and gives the accretion rates and efficiencies obtained by applying formulae from the previous section to time- and azimuth-averaged data spanning the last  $8000 t_g$  of each simulation. These efficiencies are presented graphically in Figs. 2 and 3.

The top panel in Fig. 2 shows the radiative efficiencies, as a function of the accretion rate normalized to the Eddington value (Section 1.2). The squares, circles and triangles correspond to ion to temperature ratios of  $T_i/T_e = 10$  (hottest electrons), 30 and 100 (coldest electrons), respectively. Within each subgroup, the radiative efficiency increases with accretion rate – growing gas density results in increased efficiency of bremsstrahlung emission. The accretion rate at which an accretion flow departs from the radiatively

inefficient state ( $\eta_{\text{rad}} \ll 1$ ) is different for different electron temperatures. For the hottest electrons case ( $T_i/T_e = 10$ , square points), already at  $\sim 10^{-4}\dot{M}_{\text{Edd}}$  (model f4t10) the amount of the produced radiation accounts to 3 per cent of the accreted rest-mass energy – roughly the amount that the standard, radiatively efficient thin disc (Novikov & Thorne 1973; Shakura & Sunyaev 1973) would generate inside radius  $20R_g$ . For colder electrons, this transition takes place at significantly higher accretion rates:  $\sim 10^{-3}\dot{M}_{\text{Edd}}$  for  $T_i/T_e = 30$ ,  $\sim 10^{-3} - 10^{-2}\dot{M}_{\text{Edd}}$  for  $T_i/T_e = 100$ . In those cases, the radiative efficiency does not exceed 2 per cent even for the highest simulated accretion rates. Such a discrepancy in the critical accretion rate corresponding to the transition to the luminous regime is not unexpected – the hotter the electrons (with respect to gas or ions), the more efficient is radiative emission, and lower gas densities (and corresponding accretion rates) are required for the same amount of emission. Comparable results were obtained by Xie & Yuan (2012) who calculated radiative efficiencies using semi-analytical, 1D solutions parametrized, however, by the electron heating parameter,  $\delta$ , not the temperature ratio. Similar calculations were also performed in the context of M87 by Ryan, Dolence & Gammie (2015), who simulated GR-MHD accretion flows affected by radiative cooling



**Figure 2.** Radiative (top panel) and kinetic (bottom panel) efficiencies of the simulated accretion flows, as a function of the normalized accretion rate. Different symbols correspond to different ion to electron temperature ratios.



**Figure 3.** Ratio of the radiative to kinetic luminosities as a function of the total luminosity (sum of the two). The horizontal line corresponds to the two equal in value and separates the radiatively inefficient regime (below) from the luminous state (above the line). The shaded region reflects the range of luminosities at which the observed AGN start producing radiative and kinetic outputs of comparable magnitude (Russell et al. 2013).

**Table 2.** Transition to the luminous state.

$T_i/T_e$	$L_{\text{trans}}/L_{\text{Edd}}$
100	$\gtrsim 10^{-2}$
30	$\gtrsim 10^{-2}$
10	$\sim 10^{-4}$

Luminous state defined as satisfying  $L_{\text{rad}} > L_{\text{kin}}$ .

effects tracked with a Monte Carlo radiative transport solver. For equal ion and electron temperatures ( $T_i/T_e = 1$ ) and accretion rate  $\sim 10^{-5} \dot{M}_{\text{Edd}}$  they obtained radiative efficiency  $L_{\text{rad}} = 0.51 \dot{M} c^2$  – as authors note, surprisingly high even for their choice of BH spin value,  $a_* = 0.9375$ , and presumably due to the flow having not yet reached steady state.<sup>3</sup> Numerical simulations of the transitional regime were performed, although with much simpler treatment of radiation, also by Dibi et al. (2012) and Wu et al. (2016).

The bottom panel in Fig. 2 shows the kinetic efficiency calculated from the difference between the total and radiative luminosities (equation 6). In all cases, the kinetic efficiency is close to 3 per cent. This value is consistent with that observed in the non-radiative simulation described in-depth in Sądowski et al. (2016).<sup>4</sup> It is interesting to note, that the kinetic efficiency does not go down with increasing accretion rate and radiative luminosity. This is in part different from previous idealized AGN models (Churazov et al. 2005). It reflects the fact that radiation comes from the innermost part of the accretion flow and the underlying gas cannot efficiently respond to cooling in the last phase of accretion, crossing the horizon with intact dynamical properties (the total efficiency is determined by how bound such horizon crossing gas is). For the lowest accretion rates in each subset, this kinetic energy extraction rate dominates the total luminosity. In the case of the largest accretion rates, for which the radiative output is significant, the kinetic and radiative luminosities have comparable magnitudes.

The kinetic and radiative energy extraction rates are compared in Fig. 3. As already discussed, the kinetic energy dominates when radiative emission is negligible, i.e. for the lowest accretion rates. Once mass transfer rate increases, so does the radiative efficiency, which for the hottest electron case can even become comparable or exceed the kinetic component.

Table 2 puts together the estimates for the luminosities,  $L_{\text{trans}}$  (either kinetic or radiative), at which the transition to the luminous regime ( $L_{\text{rad}} \approx L_{\text{kin}}$ ) takes place. For the coldest electrons, we have shown that the accretion flows remain radiatively inefficient up to  $10^{-2} L_{\text{Edd}}$  and the radiative output never reaches the level of the kinetic one. The intermediate case behaves in similar way. For the hottest electron case ( $T_i/T_e = 10$ ), however, the accretion flow starts generating radiative luminosity comparable to the mechanical one already at  $10^{-4} L_{\text{Edd}}$ . We discuss the implications of these findings in the next Section.

<sup>3</sup> Our own experiments have shown that axisymmetric accretion flows are characterized by significantly higher radiative efficiency than the 3D counterparts – enforcing axisymmetry changes the nature of turbulence leading to the formation of rapidly radiating, high density filaments in the inner region, which are not present in non-axisymmetrical solutions.

<sup>4</sup> We remind this 3 per cent characterizes thick accretion flows on non-rotating BHs. For non-zero BH spin this disc-related efficiency may go up; on top of it, a generated relativistic jet may overcome the total energy budget, albeit having difficulty to efficiently couple with the host halo due to the very high collimation.

## 4 IMPLICATIONS

Observational studies of AGN radiative luminosities and mechanical output (Section 1.1) have shown that the radiative component becomes comparable with the kinetic one at the luminosity  $\sim 10^{-3} - 10^{-2} L_{\text{Edd}}$  (e.g. fig. 12 in Russell et al. 2013). In this work, we have shown that this critical luminosity is sensitive to the temperature of the electrons, which determines the efficiency of radiative cooling. Therefore, we can use the observational result to constrain the properties of the electron population in optically thin BH accretion flows.

In Table 2, we listed the rough estimates of the critical luminosities at which the kinetic and radiative luminosities become comparable. For the hottest electrons case, we considered (ion to electron temperature ratio,  $T_i/T_e = 10$ ), this transition occurred for luminosity as low as  $10^{-4} L_{\text{Edd}}$  (see Fig. 3), significantly below the observational constraint. For both the intermediate ( $T_i/T_e = 30$ ) and the coldest ( $T_i/T_e = 100$ ) cases, the radiative output is significantly below the mechanical one even for kinetic luminosities  $\sim 10^{-2} L_{\text{Edd}}$ , well above the constraint.

This argument implies that to satisfy the observational constraints one should expect the temperature ratio to fall between the hottest and intermediate case, i.e.  $10 < T_i/T_e < 30$ . We therefore suggest that astrophysical plasmas in optically thin accretion flows (at least in the nuclear region) produce electrons with temperature between 3 per cent and 10 per cent of the ion temperature.

The physics of electron heating in accretion flows depends on the phenomena taking place on the smallest length-scales of collisionless plasmas (see, e.g. Quataert & Gruzinov 1999) and is still debated. Howes (2010) proposed a prescription for the fraction of heating going into the electron population based on theoretical models of the dissipation of MHD turbulence in almost collisionless plasmas and which have been recently applied to simulations of two-temperature accretion flows (Ressler et al. 2015; Sadowski et al. 2017). This model predicts that the efficiency of electron heating increases in highly magnetized regions, and the equilibrium species temperature ratio is determined by the magnetization of local plasma. Putting the range of temperature ratios favoured by this work,  $10 < T_i/T_e < 30$ , into the formula for the equilibrium temperature ratio (Sadowski et al. 2017), one recovers the corresponding range of gas-to-magnetic pressure ratio,  $6 \lesssim \beta \lesssim 10$ . This level of magnetization is in agreement with the level expected from the saturated state of MRI (e.g. Davis, Stone & Pessah 2010; Shi, Krolik & Hirose 2010), what further supports the arguments made, and suggests that the accretion flows of interest are not threaded by significant net poloidal magnetic fluxes which would imply much stronger magnetization (Bai & Stone 2013; Salvesen et al. 2016).

A key result worth to remark is the robustness of the kinetic efficiency, which remains stable around 3 per cent value regardless of the Eddington ratio, at most varying by 1 per cent. While broadly accepted that the maintenance mode of AGN feedback resides in the kinetic regime, given the ubiquitous imprints of AGN outflows through X-ray cavities, shocks and gas uplift (Section 1), the kinetic output in the quasar regime is still debated.<sup>5</sup> Previous models assumed a strong decrease of the kinetic power at increasing Eddington ratios (e.g. Churazov et al. 2005), however, recent observational data has started to detect the presence of cavities even in systems with a quasar source, for example, McDonald et al. (2015)

show the presence of X-ray cavities in Phoenix cluster, which also hosts an X-ray bright quasar emitting at a few per cent of the Eddington rate. Albeit the very high Eddington ratios remain to be tested, our work corroborates the importance of mechanical AGN feedback also in the transition to the quasar-like regime, and thus even at high redshifts (as suggested by the observational sample in Hlavacek-Larrondo et al. 2015).

Finally, as anticipated in Section 1, the robust constraint and stability of the mechanical efficiency allows us to link such micro value to the macro properties of the self-regulated AGN feedback loop (mediated via CCA), which re-heats and preserves the cooling cores of galaxies, groups and clusters in a state of quasi-thermal equilibrium throughout the cosmic time (e.g. Gaspari 2015 and refs. within). Such unification model is presented and discussed in-depth in the companion work, Gaspari & Sądowski (2017).

## 5 CAVEATS

We base our work on simulations performed with a numerical method using some simplifying assumptions. Most importantly, we decided not to track the energy contained in the electron fluid independently of ions, but to fix the ion to electron temperature ratio. This approach effectively arbitrarily prescribes the balance between the electron heating and Coulomb coupling that determines the temperature ratio. We adopted this simplification to get a direct handle on the electron temperatures and to avoid numerical issues that arise when identifying dissipation for the purpose of electron evolution (see discussion in Sadowski et al. 2017). The trade-off is that we force the temperature ratio to be spatially uniform – which is not the case in the whole volume, but is close to constant inside the bulk of the accretion flow (Ressler et al. 2015; Sadowski et al. 2017). Furthermore, we do not track the efficiency of Coulomb coupling, which at the largest accretion rates (and densities) can couple electrons and ions strongly enough to prevent large discrepancy between their temperatures. On the other hand, if a given temperature ratio is feasible, then the above results apply, as the radiative properties depend ultimately on the electron temperature, and not on the processes which determine its value.

We limited our set of simulations to accretion flows on non-rotating BHs. If the BH spin is non-zero, one may expect higher efficiency of extracting both radiative and mechanical energy (Tchekhovskoy, Narayan & McKinney 2011; McKinney, Dai & Avara 2015; Sądowski et al. 2016), and it is likely the transition luminosities identified in this work will change.<sup>6</sup> However, if BH growth occurs mainly through chaotic accretion, as expected for most massive galaxies, groups and clusters (Gaspari et al. 2013, 2015, 2017), one should expect the average value of the BH spin in AGN to be close to zero (King & Pringle 2006). In particular, a sample as in Russell et al. (2013) should be biased towards the properties of a zero-spin BH population.

It has been understood recently that the level of magnetization and the topology of magnetic field in an accretion flow are not unique, and depend on the large-scale properties of the field. Magnetic field may be considered another degree of freedom in determining the flow properties, which we leave to future work. By choosing a particular configuration of the initial seed magnetic field in the equilibrium torus, we chose to study accretion flows which

<sup>5</sup> We note that even in the quasar-like regime the radiative power has severe difficulty in coupling with the gas, especially at  $> \text{kpc}$  scales.

<sup>6</sup> Another complication is that it is uncertain how efficiently the chaotic inflow would align with the BH spin axis.

are relatively weakly magnetized, and which do not lead to the saturation of the field at the BH horizon. The opposite limit would be the magnetically arrested disc (MAD; Narayan, Igumenshchev & Abramowicz 2003), which shows properties dramatically different from the weakly magnetized state [Standard And Normal Evolution (SANE) – using the nomenclature in Narayan et al. 2012]. Whether low luminosity AGN accretion flows are SANE or MAD is still debated. In this work, we focused only on the SANE scenario.

## 6 SUMMARY

We performed a set of GR-RMHD simulations to study the transition from radiatively inefficient to efficient state of accretion on a non-rotating BH. We studied a range of ion to electron temperature ratios, and simulated flows corresponding to accretion rates as low as  $10^{-6}\dot{M}_{\text{Edd}}$ , and as high as  $10^{-2}\dot{M}_{\text{Edd}}$ . We have found the following:

(i) The radiative efficiency increases with accretion rate, and the increase occurs earlier for lower ion to electron temperature ratios (i.e. hotter electrons). For  $T_i/T_e = 10$ , the radiative output becomes significant (exceeding 1 per cent of the rest mass energy flux) already at  $10^{-5}$ – $10^{-4}\dot{M}_{\text{Edd}}$ . For colder electrons, this transition takes place only at  $\sim 10^{-3}$  and  $\sim 10^{-2}\dot{M}_{\text{Edd}}$  for  $T_i/T_e = 30$  and  $T_i/T_e = 100$ , respectively (Fig. 2).

(ii) The mechanical output of the accretion flows is insensitive to the accretion rate, with an efficiency remaining stable near 3 per cent of  $\dot{M}c^2$ . Such micro efficiency can be exploited to close a unified self-regulated AGN feedback model which shapes massive galaxies, groups and clusters (see the companion Gaspari & Sądowski 2017). We remark this is also valid as entering the quasar regime, corroborating the importance of mechanical AGN feedback over a large range of Eddington ratios (and thus redshifts).

(iii) By comparing the simulated radiative and mechanical efficiencies with the observational results constraining the luminosity at which the radiative output becomes comparable with the mechanical power (Russell et al. 2013), we show that our models are consistent with observations when the ion to electron temperature ratio is within a range  $10 < T_i/T_e < 30$ .

## ACKNOWLEDGEMENTS

The authors thank Sean Ressler for comments on the manuscript. AS and MG acknowledge support for this work by NASA through Einstein Post-doctoral Fellowships number PF4-150126 and PF5-160137, respectively, awarded by the Chandra X-ray Center, which is operated by the Smithsonian Astrophysical Observatory for NASA under contract NAS8-03060. Support for this work was also provided by NASA Chandra award number G07-18121X. The authors acknowledge computational support from NSF via XSEDE resources (grant TG-AST080026N), from the PL-Grid Infrastructure and the NASA/Ames HEC Program (SMD-16-7251).

## REFERENCES

Bai X.-N., Stone J. M., 2013, *ApJ*, 767, 30  
 Churazov E., Sazonov S., Sunyaev R., Forman W., Jones C., Böhringer H., 2005, *MNRAS*, 363, L91

Davis S. W., Stone J. M., Pessah M. E., 2010, *ApJ*, 713, 52  
 Dibi S., Drappeau S., Fragile P. C., Markoff S., Dexter J., 2012, *MNRAS*, 426, 1928  
 Esin A. A., McClintock J. E., Narayan R., 1997, *ApJ*, 489, 865  
 Gaspari M., 2015, *MNRAS*, 451, 60  
 Gaspari M., 2016, in *Proc. IAU Symp. 319, Galaxies at High Redshift and Their Evolution Over Cosmic Time*. Cambridge Univ. Press, Cambridge, p. 17  
 Gaspari M., Sądowski A., 2017, *ApJ*, preprint (arXiv:1701.07030)  
 Gaspari M., Ruszkowski M., Oh S. P., 2013, *MNRAS*, 432, 340  
 Gaspari M., Brighenti F., Temi P., 2015, *A&A*, 579, 72  
 Gaspari M., Temi P., Brighenti F., 2017, *MNRAS*, 466, 677  
 Hlavacek-Larrondo J. et al., 2015, *ApJ*, 805, 35  
 Hogan M. T. et al., 2015, *MNRAS*, 453, 1223  
 Howes G. G., 2010, *MNRAS*, 409, L104  
 King A. R., Pringle J. E., 2006, *MNRAS*, 373, L90  
 King A. L., Miller J. M., Raymond J., 2012, *ApJ*, 746, 2  
 Kormendy J., Ho L. C., 2013, *ARA&A*, 51, 511  
 McDonald M. et al., 2015, *ApJ*, 811, 111  
 McKinney J. C., Dai L., Avara M. J., 2015, *MNRAS*, 454, L6  
 McNamara B. R., Nulsen P. E. J., 2012, *New J. Phys.*, 14, 055023  
 Mezcua M., Prieto M. A., 2014, *ApJ*, 787, 62  
 Narayan R., Yi I., 1995, *ApJ*, 452, 710  
 Narayan R., Igumenshchev I. V., Abramowicz M. A., 2003, *PASJ*, 55, L69  
 Narayan R., Sądowski A., Penna R. F., Kulkarni A. K., 2012, *MNRAS*, 426, 3241  
 Novikov I. D., Thorne K. S., 1973, *Black Holes (Les Astres Occlus)*, p. 343  
 Quataert E., Gruzinov A., 1999, *ApJ*, 520, 248  
 Ressler S. M., Tchekhovskoy A., Quataert E., Chandra M., Gammie C. F., 2015, *MNRAS*, 454, 1848  
 Russell H. R., McNamara B. R., Edge A. C., Hogan M. T., Main R. A., Vantyghem A. N., 2013, *MNRAS*, 432, 530  
 Ryan B. R., Dolence J. C., Gammie C. F., 2015, *ApJ*, 807, 31  
 Sądowski A., Wielgus M., Narayan R., Abarca D., McKinney J. C., Chael A., 2017, *MNRAS*, 466, 705  
 Salvesen G., Armitage P. J., Simon J. B., Begelman M. C., 2016, *MNRAS*, 460, 3488  
 Shakura N. I., Sunyaev R. A., 1973, *A&A*, 24, 337  
 Shi J., Krolik J. H., Hirose S., 2010, *ApJ*, 708, 1716  
 Shin J., Woo J.-H., Mulchaey J. S., 2016, *ApJS*, 227, 31  
 Sądowski A., Narayan R., Tchekhovskoy A., Zhu Y., 2013, *MNRAS*, 429, 3533  
 Sądowski A., Narayan R., McKinney J. C., Tchekhovskoy A., 2014, *MNRAS*, 439, 503  
 Sądowski A., Lasota J.-P., Abramowicz M. A., Narayan R., 2016, *MNRAS*, 456, 3915  
 Tchekhovskoy A., Narayan R., McKinney J. C., 2011, *MNRAS*, 418, L79  
 Wu M.-C., Xie F.-G., Yuan Y.-F., Gan Z., 2016, *MNRAS*, 459, 1543  
 Xie F.-G., Yuan F., 2012, *MNRAS*, 427, 1580  
 Yuan F., 2001, *MNRAS*, 324, 119

This paper has been typeset from a  $\text{\LaTeX}$  file prepared by the author.