



Publication Year	2015
Acceptance in OA	2020-03-23T16:25:07Z
Title	Global Properties of Fully Convective Accretion Disks from Local Simulations
Authors	BODO, Gianluigi, Cattaneo, F., Mignone, A., Ponzo, F., ROSSI, Paola
Publisher's version (DOI)	10.1088/0004-637X/808/2/141
Handle	http://hdl.handle.net/20.500.12386/23476
Journal	THE ASTROPHYSICAL JOURNAL
Volume	808

GLOBAL PROPERTIES OF FULLY CONVECTIVE ACCRETION DISKS FROM LOCAL SIMULATIONS

G. BODO¹, F. CATTANEO^{2,3}, A. MIGNONE⁴, F. PONZO^{1,4}, AND P. ROSSI¹¹ INAF, Osservatorio Astrofisico di Torino, Strada Osservatorio 20, I-10025 Pino Torinese, Italy² The Computation Institute, The University of Chicago, 5735 S. Ellis Avenue, Chicago, IL 60637, USA³ Department of Astronomy and Astrophysics, The University of Chicago, 5640 S. Ellis Avenue, Chicago, IL 60637, USA⁴ Dipartimento di Fisica Generale, Univesità di Torino, via Pietro Giuria 1, I-10125 Torino, Italy*Received 2015 May 21; accepted 2015 June 16; published 2015 July 28*

ABSTRACT

We present an approach to deriving global properties of accretion disks from the knowledge of local solutions derived from numerical simulations based on the shearing box approximation. The approach consists of a two-step procedure. First, a local solution valid for all values of the disk height is constructed by piecing together an interior solution obtained numerically with an analytical exterior radiative solution. The matching is obtained by assuming hydrostatic balance and radiative equilibrium. Although in principle the procedure can be carried out in general, it simplifies considerably when the interior solution is fully convective. In these cases, the construction is analogous to the derivation of the Hayashi tracks for protostars. The second step consists of piecing together the local solutions at different radii to obtain a global solution. Here we use the symmetry of the solutions with respect to the defining dimensionless numbers—in a way similar to the use of homology relations in stellar structure theory—to obtain the scaling properties of the various disk quantities with radius.

Key words: dynamo – magnetohydrodynamics (MHD) – turbulence

1. INTRODUCTION

Determining the structure of accretion disks remains one of the outstanding problems in astrophysics. Much of what is known theoretically is based on simulations defined within the framework of the shearing box approximation (Hawley et al. 1995). Because of the local nature of this approximation some further assumptions are needed to extract from the local simulations global disk properties like the radial dependence of the various disk properties and, ultimately, the accretion rate. One way to proceed, for instance, is to assume that the disk is an α -disk à la Shakura & Sunyaev (1973) and then extract the value of α from the shearing box simulations. Although this procedure is perfectly reasonable, it is a little bit wasteful, in the sense that all the information from the numerical simulations are combined into a single number. Also, there are situations in which defining an α parameter unambiguously from the simulations is not entirely straightforward (Bodo et al. 2015). All in all, one feels that in spite of everything, shearing box simulations tell us quite a lot about the disk structure, and that it should be possible to piece together the results of shearing box simulations in such a way as to construct an object that looks locally like a shearing box and globally like an accretion disk.

In the present paper we examine the feasibility of effecting such a construction, and argue that under suitable conditions, namely when the disk is fully convective, the construction can actually be carried out in a straightforward manner. When discussing fully or partially convective disks, it is important to be clear about the role of the convection within the overall disk dynamics. One possibility is to assume that the turbulence that gives rise to the enhanced angular momentum transport is convective in origin. This being the case, the convection carries not only thermal energy upward, but also angular momentum outward. In other words, convection and disk turbulence are one and the same, and the angular momentum is transported mostly by the $r - \theta$ component of the Reynolds stresses. It is now believed that this is probably never the case (Cabot 1996;

Stone & Balbus 1996). More likely, is that the origin of the disk turbulence is not convective but probably associated with magnetically mediated instabilities, and that the role of the convection is just to carry the heat vertically upward when radiation fails to do the job. This second possibility has been confirmed by several numerical experiments showing that if the heat generated by turbulence driven by the Magnetorotational instability cannot make it to the disk surface by radiative transport, convection sets in. In these simulations, the outward transport of angular momentum is mostly associated with magnetic stresses; the role of the convection is mainly to contribute to the vertical energy transport, and to give rise to more efficient dynamo processes (Bodo et al. 2012, 2013, 2015; Hirose et al. 2014; Hirose 2015).

As we shall see presently, the construction of a global solution is best described in terms of a two-step procedure. The first step is to match together an interior and an exterior solution so that certain continuity conditions are satisfied across the interface. The interior solution is obtained numerically from shearing box simulations, the exterior solution is obtained by assuming radiative equilibrium and hydrostatic balance. Although this procedure could be carried out in general, it simplifies considerably if the interior solution is fully convective. The reason for the simplification is that fully convective solutions are independent of the detailed form of the thermal conduction (opacity) and therefore the solutions depend on fewer parameters than in the general case. We note that this matching procedure is analogous to that used to construct the Hayashi tracks for fully convective, pre-main sequence stars (Hayashi 1961).

In the second step the scaling relations between the disk radius and the dimensionless numbers that define the local solutions are used to construct a global solution that is valid for all radii. This is similar to the use of homologous relationships in stellar structure theory to determine various laws between the stellar mass, luminosity, effective temperature, etc. (see, for instance, Prialnik 2011). Here, the basic assumption, is that the disk remains close to Keplerian, and that, therefore, there is a

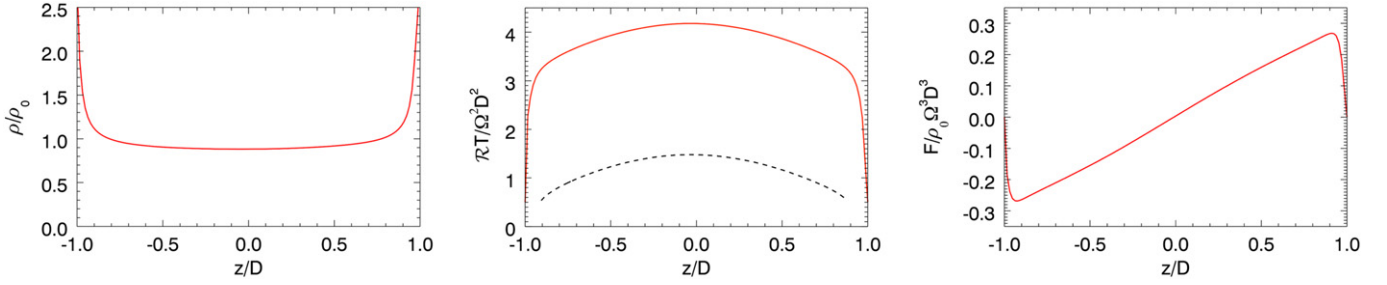


Figure 1. Horizontal and time averaged density (left panel), temperature (middle panel), and convective flux (right panel) as a function of the vertical coordinate, for a shearing box simulation with $Pe = 1000$ and $\Sigma_r = 20.0$. The domain size was $8 \times 6 \times 2$ with a resolution of $512 \times 384 \times 128$. For a full discussion of the numerical results, see Bodo et al. (2015). In the middle panel, the lower curve is the one used for the matching.

specific, known relationship between the radius and the orbital period. This is an assumption that amounts to stating that the turbulence within the disk, whatever its origin, saturates by dissipative losses and not by modifying the basic rotational profile. Finally, we argue that this global solution can, at least in principle, be used to compute the mass accretion rate once the mass of the central object and the disk’s mass within a given radius are specified.

2. THE VERTICAL STRUCTURE

Our aim is to construct the consistent vertical structure of an accretion disk at a given radial position using, as a starting point, the results of our numerical simulations of shearing boxes with vertical heat transport (Bodo et al. 2012, 2013, 2015). Therein, it is shown that the nondimensional shearing box equations with radiative boundary conditions depend only on two dimensionless parameters. These can be chosen to be the Péclet number, Pe , which measures thermal diffusivity, and the radiation parameter, Σ_r , which measures the efficiency of the blackbody radiating boundary (Bodo et al. 2015). Depending on the value of the Péclet number, two families of stationary solutions are observed, one at low values of Pe , in which heat is carried by conduction and one, at high values of Pe , in which it is carried by convection. In this second case the solutions become asymptotically independent of Pe , and thus depend only on the single parameter Σ_r . This considerably simplifies the analysis; thus from now on we concentrate on this latter case.

The construction of a solution that is valid for all heights requires the matching of an interior solution obtained numerically, with an exterior solution obtained analytically. The former is best expressed in terms of *dimensionless* quantities, the latter in terms of *dimensional* ones. Thus, it becomes important to be able to swap between dimensional and dimensionless quantities and to keep track of which quantities are which. In what follows all quantities are assumed to be *dimensional* unless otherwise stated, and we adopt the following units: the average mass density, ρ_0 , as the unit of density, half the layer thickness (shearing box height), D , as the unit of length, and the rotational frequency Ω as the unit of frequency. Thus, for instance, the heat flux is measured in units of $\rho_0 D^3 \Omega^3$ while the temperature is measured in units of $D^2 \Omega^2 / \mathcal{R}$, where \mathcal{R} is the gas constant. Furthermore, with these choices, Pe and Σ_r are defined by

$$Pe = \frac{D^2 \Omega}{\kappa}, \quad \Sigma_r = \frac{\sigma \Omega^5 D^5}{\mathcal{R}^4 \rho_0}, \quad (1)$$

where κ is a characteristic value of the thermal diffusivity and σ is Stefan–Boltzmann constant. A representative example of an interior solution is illustrated in Figure 1, which shows the average vertical profiles of density, temperature, and heat flux, for a typical case in the convective regime.

The matching procedure can be carried out directly with the numerical solutions, however, as a first approximation and for simplicity we model the numerical solutions by profiles that are constant for the density, ρ , parabolic for the temperature, T , and linear for the heat flux, F . These can be written as

$$\rho(z) = \rho_0, \quad (2)$$

$$T(z) = T_c - Az^2, \quad (3)$$

$$F(z) = H(\Sigma_r)z. \quad (4)$$

The constant A is fixed by assuming hydrostatic balance which gives $A = 1/2 \Omega^2$. Here, T_c corresponds to the equatorial temperature; it must be chosen so that the temperature profile matches the “effective” temperature at the upper boundary (lower curve in Figure 1). This is an important point that will be further discussed later. The quantity H in Equation (4) represents the average energy dissipation rate per unit volume whose dimensionless value is obtained from the simulations and observed to be approximately constant—i.e., z independent, hence the linear profile for F .

We assume that the top of the convective region corresponds to the disk photosphere on top of which we have a radiative region of optical depth unity whose thickness is assumed to be much smaller than D . A relation connecting the height D of the convective region, which in our assumptions corresponds to the height of the disk, to its average density can be obtained by joining the fully convective interior to the radiative photosphere following a procedure similar to that used to construct the Hayashi tracks on the H – R diagram (see, e.g., Prialnik 2011).

First of all we impose, in the radiative photosphere, the condition of hydrostatic equilibrium

$$\frac{dP}{dz} = -\Omega^2 D \rho, \quad (5)$$

where we assume that the thickness of the radiative layer is small and therefore we neglect the variation of gravity with height. Integrating from infinity, where we assume that the pressure vanishes, to the matching point we obtain

$$P_D = \Omega^2 D \int_D^\infty \rho dz, \quad (6)$$

where P_D is the pressure at the matching point $z = D$. The optical thickness of the radiative part must be unity and therefore

$$\int_D^\infty \kappa \rho dz = \bar{\kappa} \int_D^\infty \rho dz = 1, \quad (7)$$

where κ is the opacity and $\bar{\kappa}$ is its average over the radiative region. We can further approximate Equation (7) by taking $\bar{\kappa}$ to be the opacity at $z = D$ and expressing it as a power law in density and temperature. The density at the matching point is equal to ρ_0 and the temperature is equal to the effective temperature T_{eff} , therefore,

$$\bar{\kappa} = \kappa_0 \rho_0^a T_{\text{eff}}^b \quad (8)$$

and

$$\kappa_0 \rho_0^a T_{\text{eff}}^b \int_D^\infty \rho dz = 1. \quad (9)$$

Thus Equation (6) can then be rewritten as

$$P_D = \Omega^2 D \frac{1}{\kappa_0 \rho_0^a T_{\text{eff}}^b}. \quad (10)$$

An additional relation between density, pressure, and temperature at the matching point is provided by the perfect gas equation of state

$$P_D = \frac{\mathcal{R}}{\mu} \rho_0 T_{\text{eff}}, \quad (11)$$

where μ is the mean molecular weight. This finally gives

$$\frac{\mathcal{R}}{\mu} \rho_0 T_{\text{eff}} = \Omega^2 D \frac{1}{\kappa_0 \rho_0^a T_{\text{eff}}^b}. \quad (12)$$

Furthermore, T_{eff} can be related to the heat flux at the top of the convective region by the relation

$$\sigma T_{\text{eff}}^4 = \mathcal{H}(\Sigma_r) \rho_0 \Omega^3 D^3, \quad (13)$$

where $\mathcal{H}(\Sigma_r)$ is dimensionless.

Equations (12) and (13) represent, for a given Ω , two equations for the three unknown ρ_0 , T_{eff} and D . Thus, every quantity can, in principle, be expressed as a function of ρ_0 . To do this, however, the functional form of $\mathcal{H}(\Sigma_r)$ is needed. To obtain it, we performed a series of shearing box simulations with values of Σ_r spanning four order of magnitudes, ranging from 10^2 to 10^6 and found that $\mathcal{H}(\Sigma_r)$ is nearly independent of Σ_r over this range (see Figure 2). Consequently, we assume it to be a constant. The expression for the height of the disk then becomes

$$D = \left(\frac{\mathcal{H}}{\sigma} \right)^{-(1+b)/(3b-1)} \left(\frac{\mu}{\mathcal{R} \kappa_0} \right)^{4/(3b-1)} \times \Omega^{(5-3b)/(3b-1)} \rho_0^{-(5+4a+b)/(3b-1)}. \quad (14)$$

Finally, Equation (3) can be used to obtain the value of the central temperature. In this way we have fully specified the vertical disk structure for given values of Ω and ρ_0 . In the next section we patch together these solutions as a function of the radial distance from the central object to obtain the global disk structure.

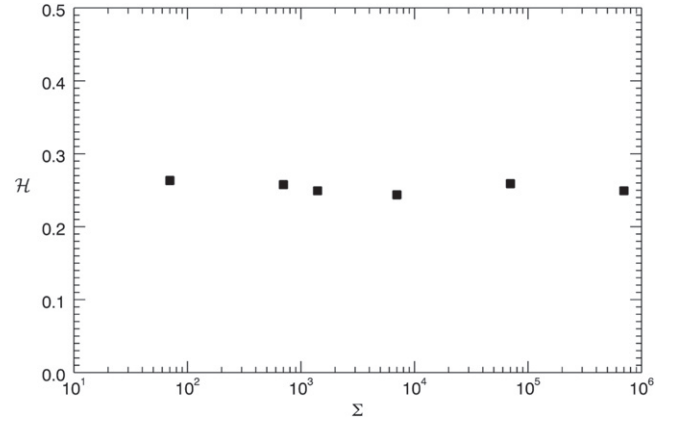


Figure 2. Plot of \mathcal{H} as a function of Σ_r for a series of shearing box simulations with $P_e = 1000$. As can be seen, the value of \mathcal{H} is nearly constant over the range. Details of the numerical work can be found in Ponzo (2015).

3. THE GLOBAL DISK STRUCTURE

In Equation (14) the disk height is implicitly expressed as a function of the radial distance, r from the central object through Ω and the density ρ_0 . The required dependence of Ω on r can be obtained by assuming that the disk is Keplerian, whereby

$$\Omega(r) = \sqrt{GM/r^3}, \quad (15)$$

and G and M are the gravitational constant and the mass of the central object, respectively. The radial dependence of ρ_0 can be obtained from the condition that the mass accretion rate, \dot{M} , in a steady state, must be independent of the radius. The mass accretion rate, in turn, can be derived from the angular momentum conservation (see, e.g., Pringle 1981) that, at large distances, can be expressed as

$$\dot{M} \Omega r^2 = 4\pi S r^2 D. \quad (16)$$

Here, S is the value of the $r\phi$ component of the turbulent stress tensor given by

$$S(\Sigma_r) = \mathcal{S}(\Sigma_r) \rho_0 \Omega^2 D^2, \quad (17)$$

where $\mathcal{S}(\Sigma_r)$ is its nondimensional value obtained from the numerical simulations. We note here that, up to normalization factors of order unity, \mathcal{S} is the same as the α_{SS} parameter in Shakura & Sunyaev (1973). Equations (16) and (17) can be combined to express the density ρ_0 as

$$\rho_0 = \frac{\dot{M}}{4\pi \mathcal{S}(\Sigma_r) D^3 \Omega}. \quad (18)$$

Again we note that in general \mathcal{S} is a function of Σ_r , however, in the shearing box formulation \mathcal{S} and \mathcal{H} are proportionally related (Hawley et al. 1995), in fact, in a steady state $\mathcal{S} = 2/3\mathcal{H}$. Therefore, since we have argued that \mathcal{H} is approximately constant, so is \mathcal{S} . Indeed, the values in Figure 2 correspond to a value of the α_{SS} parameter of approximately 0.16 normalized to the disk half thickness D .

Finally, inserting Equation (18) in Equation (14) we express D as a function only of Ω and, therefore, for a given mass of the central object, as a function of the radial distance and of the

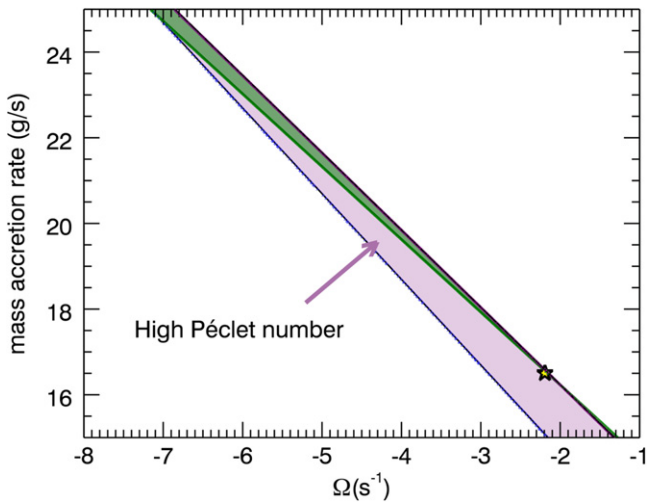


Figure 3. Regions of model consistency in the Ω – \dot{M} plane. The pink region corresponds to convective solutions. The green region corresponds to convective solution with thin “transition” regions. Here we have used a value of $H = 0.26$ from Figure 2. For shearing box simulations $S = 2/3 H$. The star corresponds to one of the convective solutions from Hirose et al. (2014).

mass accretion rate:

$$D = \left(\frac{1}{4\pi}\right)^{(5+4a+b)/4\beta} \left(\frac{1}{S}\right)^{(1+a)/\beta} \left(\frac{3}{2\sigma}\right)^{(1+b)/4\beta} \left(\frac{\mu}{R\chi_0}\right)^{-1/\beta} \times \dot{M}^{(5+4a+b)/4\beta} \Omega^{-(5+2a-b)/2\beta}, \quad (19)$$

where $\beta = (4 + 3a)$ and we have used the steady state relation $S = 2/3H$. For comparison, we note that this expression is equivalent to Equations (2.16) or (2.19) in Shakura & Sunyaev (1973) that give the disk height: z_0 in their notation. The effective temperature can be obtained from Equations (13) and (18) as

$$T_{\text{eff}} = \left(\frac{3}{8\pi\sigma}\right)^{1/4} \dot{M}^{1/4} \Omega^{1/2}. \quad (20)$$

4. DISCUSSION AND CONCLUSION

We have outlined a procedure to construct a global model of an accretion disk by piecing together the numerical solutions based on the shearing box approximation. The method naturally follows in two steps, one in which the local numerical solutions are matched to an exterior radiative atmosphere in hydrostatic balance, another in which the scaling relations are used to extend the local construction to the entire disk. Although the methods can be applied in general, it simplifies considerably if the solution in the disk interior is fully convective. Indeed, in the present paper we have restricted our analysis to such cases. The two steps, matching to a radiative atmosphere, and using scaling relations are similar to the construction in stellar structure theory of the Hayashi tracks for fully convective proto-stars (Hayashi 1961), and of the derivation of the mass–luminosity relations for main sequence homologous stars.

The final result gives the complete structure of the disk as a function of two parameters; M and \dot{M} once the physical properties of the accreting material, like its equation of state

and opacity law are specified. This may seem somewhat paradoxical. One has the feeling that for infalling material with fixed (known) physical properties, hydrogen, say, the accretion rate should be determined only by the mass of the central object. Why, then, is that not the case here? To understand the nature of the problem it suffices to examine Equation (19) which specifies the height of the disk as a function of Ω and hence of the radius. The first three terms on the right-hand side are fixed by the solutions of the shearing box problem and by the physical properties of the accreting gas. The last two depend on \dot{M} and M . Thus for a fixed M and fixed physical properties the global solution consists of a one parameter family of disks of different thicknesses—given by D , and depending on \dot{M} ; raising the question: why is the accretion rate not uniquely defined? There appear to be a residual ambiguity in the absolute vertical scale of the disk. The origin of this ambiguity is related to the decoupling of the length scales for radial and vertical distances. Typically, the unit of length is isotropic and applies equally to radial and vertical coordinates. This is indeed the case in the global disk equations. However, the formulation of the shearing box equations as a local approximation decouples the radial and vertical coordinates. The position of a shearing box within a disk is only encoded by Ω , not by r . Thus it is impossible to specify the size or height of a shearing box in terms of the absolute radial coordinate. Our construction of the global solution by piecing together appropriately scaled local solutions produces the correct r dependence but not the absolute scale. This has to be reintroduced separately, by, for example, specifying \dot{M} . Alternatively, a unique accretion rate can be recovered by specifying the total mass within a cylinder of radius r .

These considerations notwithstanding we have constructed a global model for the disk. It is useful to re-examine what assumptions were made that allowed the construction to proceed and, to what extent, they were reasonable. These come in two varieties: weak assumptions that are general to any type of disk and strong assumptions that are specific to our case. In order to move from a local to a global model we assumed that the disk was stationary—that allowed the derivation of a relationship between \dot{M} and ρ_0 , also we assumed that the disk’s rotational profile was Keplerian to obtain a relationship between Ω and r . Both of these are weak assumptions that do not require much in the way of justification. It is reasonable to assume that at least some disks are nearly Keplerian and that they may spend some of their existence in a quasi-stationary state. Much stronger assumptions are those concerning the locality of the disk structure, the convective nature of the disk interior, the thinness of the transition layer between optically thick and optically thin regions, and the use of numerical solutions obtained with impenetrable boundaries and fixed diffusivity to model a physical layer with no boundaries and strongly varying diffusivity. The first three assumptions are physical, the last is procedural. We discuss them in turn.

The use of the shearing box approximation to determine the disk structure implicitly assumes that there is no global, or at any rate, long-range organization of the disk. This assumption can only be verified by comparing with full disk simulations. The interior of a disk will become convective if the Péclet number is large; which, in turns, requires that the disk material be very optically thick. In order for the transition layer between convective interior and radiative exterior to be geometrically

thin, the opacity must be a strongly decreasing function of temperature. These requirements could be satisfied, possibly, by plasmas near their ionization conditions. For example, depending on the density, hydrogen has such a transition at temperatures ranging between a few thousand to ten thousand degrees. At higher temperatures hydrogen becomes fully ionized, most of the contributions to the opacity come from processes involving free electrons and the opacity decreases with increasing temperature. Thus it is not immediately obvious that both conditions, a strong (decreasing) temperature dependence and large Péclet number in the interior can be simultaneously satisfied. However, because we have an explicit solution we can check a posteriori if that is the case.

We now illustrate how this could be done in practice. In the radiative exterior we assume an opacity law of the form (8) with $a = 0.5$ and $b = 9$. These values are not unreasonable for hydrogen at a few thousand degrees and moderate densities (Hansen et al. 2004). Then for each value of \dot{M} and Ω we construct a solution and evaluate an average Péclet number in the interior based on Kramer’s opacity law, say, and the scale-height at D of the exterior radiative solution based on the opacity law given above. The results are summarized in Figure 3. The region to the left of the purple line correspond to solutions with $Pe \gg 1$, the region to the right of the blue line correspond to solutions with $T_{\text{eff}} \geq 3000$ K, for which our assumed exterior opacity law is justified, and the region to the right of the green line correspond to solutions with scale heights at D much smaller than D itself. Thus solutions in the green region satisfy all the required criteria and are therefore self-consistent. The pink region corresponds to solutions that are convective but the transition to the radiative state is not sharp. For comparison, the star corresponds to the values in one of the convective solutions recently found by Hirose et al. (2014). Indeed in their solutions the transition region is not very sharp and, correspondingly, the star is just inside the pink region. We note that it is important to understand why we have chosen to exclude these solutions from our construction. The numerical basis for our models were calculated by considering a computational domain with impenetrable, stress-free boundaries in the vertical and a constant value of the thermal diffusivity. The latter was chosen to be small to ensure that the Péclet number was large. The results are solutions with sharp thermal boundary layers at the boundaries, as can be seen in Figure 1. What is being considered here, instead, are solutions in which the temperature varies smoothly, but the opacity, and hence the thermal diffusivity varies sharply. In other words we have traded a constant κ , impenetrable boundaries, and large temperature gradients for moderate temperature gradients, no clear cut boundary, and a sharply varying κ . In general, one would not expect the two situations to be interchangeable unless the regions with the large gradients are geometrically thin. The other justification for this procedure is that it should be possible to arrange things so that the trade-off can be carried

out in such a way that the total energy flux, and hence, the total energy generation rate is preserved. This is precisely why, in Equation (3), which describes the temperature profile *without* the boundary layers, we chose T_c so that it matched T_{eff} at the boundaries. Thus the two cases, one with thermal boundary layers and one without do not have the same interior temperature but have the same energy flux, and hence the same accretion rate.

On the basis of Figure 3 we conclude that it is probably unlikely that a disk can be found that is entirely convective, however, again on the basis of Figure 3 it may be likely that many disks are convective at least in some regions. This being the case one can speculate on the structure of disks that are partially convective. If such disks were capable of dynamo action what would the magnetic field look like? Would its structure be determined by the convective regions, or the radiative regions? Would it be possible to address some of these issues, at least in part, by local, i.e., shearing box simulations, or would any analysis require full disk simulations?

Finally, we note that the main objective of the present paper was to describe a procedure, not really to apply it to any particular situation. The example we have given was meant to be illustrative. Applications to specific disks require much more careful discussions of the physical conditions of the plasma, and in particular of the opacity laws—most likely involving table lookups. Such analyses will be undertaken elsewhere.

This work was supported in part by the National Science Foundation sponsored Center for Magnetic Self Organization at the University of Chicago. We acknowledge that the results in this paper have been achieved using the PRACE Research Infrastructure resource FERMI based in Italy at the Cineca Supercomputing Center. The authors thank the anonymous referee for many useful comments.

REFERENCES

- Bodo, G., Cattaneo, F., Mignone, A., & Rossi, P. 2012, *ApJ*, 761, 116
 Bodo, G., Cattaneo, F., Mignone, A., & Rossi, P. 2013, *ApJL*, 771, L23
 Bodo, G., Cattaneo, F., Mignone, A., & Rossi, P. 2015, *ApJ*, 799, 20
 Cabot, W. 1996, *ApJ*, 465, 874
 Hansen, C., Kawaler, S., & Trimble, V. 2004, *Stellar Interiors: Physical Principles, Structure, and Evolution* Astronomy and Astrophysics Library (New York: Springer)
 Hawley, J. F., Gammie, C. F., & Balbus, S. A. 1995, *ApJ*, 440, 742
 Hayashi, C. 1961, *PASJ*, 13, 450
 Hirose, S. 2015, *MNRAS*, 448, 3105
 Hirose, S., Blaes, O., Krolik, J. H., Coleman, M. S. B., & Sano, T. 2014, *ApJ*, 787, 1
 Ponzio, F. 2015, Master’s thesis, Univ. Torino
 Prialnik, D. 2011, *An Introduction to the Theory of Stellar Structure and Evolution* (Cambridge: Cambridge Univ. Press)
 Pringle, J. E. 1981, *ARA&A*, 19, 137
 Shakura, N. I., & Sunyaev, R. A. 1973, *A&A*, 24, 337
 Stone, J. M., & Balbus, S. A. 1996, *ApJ*, 464, 364