



Publication Year	2020
Acceptance in OA	2021-11-26T13:44:56Z
Title	Fundamental physics with the Square Kilometre Array
Authors	Weltman, A., Bull, P., Camera, S., Kelley, K., Padmanabhan, H., Pritchard, J., Raccanelli, A., Riemer-Sørensen, S., Shao, L., Andrianomena, S., Athanassoula, E., Bacon, D., Barkana, R., Bertone, G., Böhm, C., Bonvin, C., Bosma, A., Brügger, M., BURIGANA, CARLO, Calore, F., Cembranos, J. A. R., Clarkson, C., Connors, R. M. T., Cruz-Dombriz, Á. de la, Dunsby, P. K. S., Fonseca, J., Fornengo, N., Gaggero, D., Harrison, I., Larena, J., Ma, Y. -Z., Maartens, R., Méndez-Isla, M., Mohanty, S. D., Murray, S., Parkinson, D., Pourtsidou, A., Quinn, P. J., Regis, M., Saha, P., Sahlén, M., Sakellariadou, M., Silk, J., Trombetti, T., VAZZA, FRANCO, Venumadhav, T., Vidotto, F., Villaescusa-Navarro, F., Wang, Y., Weniger, C., Wolz, L., Zhang, F., Gaensler, B. M.
Publisher's version (DOI)	10.1017/pasa.2019.42
Handle	http://hdl.handle.net/20.500.12386/31160
Journal	PUBLICATIONS OF THE ASTRONOMICAL SOCIETY OF AUSTRALIA
Volume	37

Fundamental Physics with the Square Kilometre Array

A. Weltman,[#] P. Bull,^{*} S. Camera,^{*} K. Kelley,^{*} H. Padmanabhan,^{*} J. Pritchard,^{*} A. Racanelli,^{*} S. Riemer-Sørensen,^{*} L. Shao,^{*} S. Andrianomena, E. Athanassoula, D. Bacon, R. Barkana, G. Bertone, C. Bonvin, A. Bosma, M. Brüggen, C. Burigana, C. Böhm, F. Calore, J. A. R. Cembranos, C. Clarkson, R. M. T. Connors, Á. de la Cruz-Dombriz, P. K. S. Dunsby, J. Fonseca, N. Fornengo, D. Gaggero, I. Harrison, J. Larena, Y.-Z. Ma, R. Maartens, M. Méndez-Isla, S. D. Mohanty, S. G. Murray, D. Parkinson, A. Pourtsidou, P. J. Quinn, M. Regis, P. Saha, M. Sahlén, M. Sakellariadou, J. Silk, T. Trombetti, F. Vazza, T. Venumadhav, F. Vidotto, F. Villaescusa-Navarro, Y. Wang, C. Weniger, L. Wolz, F. Zhang, B. M. Gaensler[†]

(Author affiliations are listed in §8 at the end of the paper.)

[#]Editor
^{*}Section lead
[†]Convenor

Abstract

The Square Kilometre Array (SKA) is a planned large radio interferometer designed to operate over a wide range of frequencies, and with an order of magnitude greater sensitivity and survey speed than any current radio telescope. The SKA will address many important topics in astronomy, ranging from planet formation to distant galaxies. However, in this work, we consider the perspective of the SKA as a facility for studying physics. We review four areas in which the SKA is expected to make major contributions to our understanding of fundamental physics: cosmic dawn and reionisation; gravity and gravitational radiation; cosmology and dark energy; and dark matter and astroparticle physics. These discussions demonstrate that the SKA will be a spectacular physics machine, which will provide many new breakthroughs and novel insights on matter, energy and spacetime.

Keywords: astroparticle physics — cosmology — gravitation — pulsars:general — reionization — telescopes

CONTENTS

1 Introduction	2	2.3.8 Tests of inflation	10
2 Cosmic Dawn and Reionisation	3	2.3.9 Free-free emission from cosmological reionisation	11
2.1 Introduction	3	2.4 Detection Prospects and Challenges with the SKA	12
2.2 Cosmic Dawn and Reionisation : theory and observations	3	2.4.1 Challenges From EoR Astrophysics	12
2.2.1 Overview of the 21 cm signal	3	2.4.2 Synergies between 21 cm and galaxy surveys	12
2.2.2 Status of 21 cm experiments	5	2.4.3 Foreground Modelling	13
2.3 Fundamental Physics from the Epoch of Reionisation	6	2.4.3.1 Foreground Subtraction	13
2.3.1 Cosmology from the EoR	6	2.4.3.2 Foreground Avoidance	14
2.3.2 Exotic energy injection	7	2.4.3.3 Summary and Outlook	14
2.3.3 Warm dark matter effects	7	2.5 Summary	14
2.3.4 Measuring the fine structure constant with the SKA using the 21 cm line	8	3 Gravity and Gravitational Radiation	15
2.3.5 Cosmic Shear and the EoR	8	3.1 Introduction	15
2.3.6 Integrated Sachs-Wolfe effect	9	3.1.1 General Relativity and Modified Gravity	15
2.3.7 Statistical Anisotropy	10	3.1.1.1 Testing relativistic gravity with radio pulsar timing	15
		3.1.1.2 Black-hole physics and Sgr A*	17
		3.1.1.3 Cosmological tests of gravity	18

3.1.1.4	Radio weak lensing:	18	5.3.3	Branons as WIMP candidates	44
3.1.1.5	Redshift-space distortions and peculiar velocities from HI galaxies	18	5.3.4	Cross-correlation of SKA1 HI galaxies and γ -rays	45
3.1.1.6	21-cm intensity mapping	19	5.3.5	SKA1-Mid and Millisecond Pulsars	47
3.1.1.7	Relativistic effects on ultra-large scales	20	5.3.6	Extremely weakly interacting dark matter candidates	48
3.1.1.8	Void statistics	20	5.3.6.1	Black hole shadow	48
3.2	Gravitational-Wave Astronomy	20	5.3.6.2	Dark Ages	48
3.2.1	Understanding gravitational-wave sources	20	5.3.6.3	Axions	48
3.2.2	Detection of gravitational waves with SKA galaxy surveys	21	5.3.6.4	Primordial Black Holes	49
3.2.3	Pulsar timing arrays	21	5.4	Astroparticle Physics	51
3.3	Primordial gravitational waves (B-modes): polarised foregrounds with SKA	22	5.4.1	Constraining the neutrino mass	51
3.3.1	Galaxy-GW cross-correlation	24	5.4.2	Constraining neutrino properties with SKA voids	52
3.3.1.1	Pulsar timing array	25	5.4.3	Measuring the photon mass with fast radio bursts	53
3.4	Summary	26	5.4.4	The non-thermal Universe	53
4	Cosmology and Dark Energy	26	5.5	Summary	55
4.1	Introduction	27	6	Conclusions	55
4.2	Tests of cosmic acceleration	28	7	Acknowledgements	55
4.2.1	BAO measurements with 21cm intensity maps	28	8	Affiliations	68
4.2.2	Redshift drift as a direct probe of expansion	29	1	INTRODUCTION	
4.3	Cosmological tests of General Relativity	30		The Square Kilometre Array (SKA) is a large international collaboration, with the goal of building the world's largest and most powerful radio telescope. The first phase of the SKA ("SKA1") will begin operations in the early 2020s, and will comprise two separate arrays: SKA1-Low, which will consist of around 130 000 low-frequency dipoles in Western Australia, and SKA1-Mid, which will be composed of ~200 dishes in the Karoo region of South Africa (Dewdney et al., 2016; Braun, 2017). The second phase, SKA2 will be an order of magnitude larger in collecting area than SKA1, and will take shape in the late 2020s.	
4.3.1	Growth rate measurements with peculiar velocities	30		The science case for the SKA is extensive and diverse: the SKA will deliver spectacular new data sets that are expected to transform our understanding of astronomy, ranging from planet formation to the high-redshift Universe (Bourke et al., 2015). However, the SKA will also be a powerful machine for probing the frontiers of fundamental physics. To fully understand the SKA's potential in this area, a focused workshop on "Fundamental Physics with the Square Kilometre Array" ¹ was held in Mauritius in May 2017, in which radio astronomers and theoretical physicists came together to jointly consider ways in which the SKA can test and explore fundamental physics.	
4.3.2	Radio weak lensing	31		This paper is not a proceedings from this workshop, but rather is a white paper that fully develops the themes explored. The goal is to set out four broad directions for pursuing new physics with the SKA, and to serve as a bridging document accessible for both the physics and astronomy	
4.3.3	Doppler magnification	32			
4.3.4	Cross-correlations with 21cm intensity maps	33			
4.4	Tests of inflation	34			
4.4.1	Primordial non-Gaussianity	34			
4.4.2	Primordial black holes	35			
4.5	Tests of Fundamental Hypotheses	36			
4.5.1	Tests of the Cosmological Principle	36			
4.5.2	Tests of local Lorentz invariance	38			
4.6	Summary	39			
5	Dark Matter and Astroparticle Physics	39			
5.1	Introduction	39			
5.2	Dark Matter Properties	40			
5.2.1	Dark matter distribution	40			
5.2.2	Thermal characteristics of dark matter	41			
5.2.3	Warm dark matter and the HI power spectrum	41			
5.2.4	Determining thermal properties from the epoch of reionisation	42			
5.3	Dark Matter Searches	42			
5.3.1	Photon fluxes from WIMP-like dark matter	43			
5.3.2	Searches for diffuse emission in the darkest sources	44			

¹See <http://skatelescope.ca/fundamental-physics-ska/>.

communities. In §2 we consider cosmic dawn and reionisation, in §3 discuss strong gravity and pulsars, in §4 we examine cosmology and dark energy, and in §5 we review dark matter and astroparticle physics. In each of these sections, we introduce the topic, set out the key science questions, and describe the proposed experiments with the SKA.

2 COSMIC DAWN AND REIONISATION

Cosmic Dawn represents the epoch of formation of the first stars and galaxies that eventually contributed to the reionisation of the universe. This period is potentially observable through the 21-cm spin-flip transition of neutral hydrogen, redshifted to radio frequencies. In this section, we provide an overview of the ways in which we can use upcoming SKA observations of cosmic dawn and of the epoch of reionisation (EoR) to place constraints on fundamental physics. These include the possible effects of warm dark matter on the 21-cm power spectrum during cosmic dawn, variations of fundamental constants such as the fine structure constant, measurements of the lensing convergence power spectrum, constraints on inflationary models, and cosmic microwave background (CMB) spectral distortions and dissipation processes. We describe foreseeable challenges in the detection and isolation of the fundamental physics parameters from the observations of cosmic dawn and reionisation, possible ways towards overcoming them through effective isolation of the astrophysics, synergies with other probes, and foreground removal techniques.

2.1 Introduction

Cosmologists seek to use the Universe as an experiment from which to learn about new physics. There has already been considerable success in extracting fundamental physics from the CMB and from large-scale structure (LSS) measurements from large galaxy surveys. These CMB and LSS observations cover only a small fraction of the total observable Universe, both in terms of cosmic history and observable volume. A promising new technique for providing observations over the redshift range $z = 3 - 27$ is by measurements of the 21-cm hyperfine line of neutral hydrogen, which can be observed redshifted to radio frequencies detectable by the SKA (Koopmans et al., 2015).

Since hydrogen is ubiquitous in intergalactic space, 21-cm observations offer a route to mapping out fluctuations in density, which contain information about cosmological parameters. As the 21-cm line is affected by various types of radiation, observing it gives a way to detect and study some of the first astrophysical objects, including stars and black holes. Once detected, the 21-cm signal might also provide information about the high-redshift Universe that can constrain other physics, such as the effects of warm dark matter, annihilation or scattering of dark matter, the variation of fundamental constants, and possibly also tests of inflationary models (Pritchard et al., 2015).

These are exciting times for cosmic dawn and reionisation, as the pathfinder experiments LOFAR (Patil et al., 2017), MWA (Dillon et al., 2015), PAPER (Ali et al., 2015), and HERA (DeBoer et al., 2017) have begun to collect data and set upper limits on the 21-cm power spectrum, while EDGES has reported a tentative detection (Bowman et al., 2018). It is likely that in the next few years the cosmological 21-cm signal will open a new window into a previously unobserved period of cosmic history.

The rest of this section is organised as follows. In §2.2 we present a brief overview of the theory and observations related to cosmic dawn and the epoch of reionisation, and the various physical processes that influence the magnitude of the signal from these epochs. We summarise the status of observations in the field, including the upper limits to date from various experiments. We also provide a brief overview of the upcoming observations and modelling of the reionisation epoch. In §2.3 we review aspects of fundamental physics that can be probed with the SKA, and in §2.4 we discuss some of the challenges to doing this. We provide a summary in §2.5.

2.2 Cosmic Dawn and Reionisation : theory and observations

2.2.1 Overview of the 21 cm signal

The 21-cm line of neutral hydrogen corresponds to the transition between the singlet and triplet hyperfine levels of its electronic ground state, resulting from the interaction of proton and electron spins. The resulting transition has a rest frame frequency of 1.4 GHz, i.e., a wavelength of 21 cm. The electric dipole transition between the ground and excited hyperfine levels is forbidden due to parity; the lowest order transition occurs via a magnetic dipole, owing to which the triplet level has a vacuum lifetime of ≈ 11 Myr. Due to this long lifetime, the dominant channels for the decay of the excited levels are either non-radiative (atomic collisions; Allison & Dalgarno, 1969; Zygelman, 2005), or depend on the existing radiation field (stimulated emission by CMB photons, or optical pumping by UV photons; Wouthuysen, 1952; Field, 1958). This makes the relative population of the hyperfine levels a sensitive probe of the thermal state and density of the high-redshift intergalactic medium (IGM) and of early sources of ultraviolet radiation (Sunyaev & Zeldovich, 1975; Hogan & Rees, 1979; Madau et al., 1997).

Radio observations of this line are frequently used to map the velocity of neutral hydrogen (HI) gas in the Milky Way or in nearby galaxies, but currently it has not been detected in emission at redshifts $z > 1$. When considering the 21-cm line as a cosmological probe, it is standard to describe the measured intensity in terms of a brightness temperature²

²Brightness temperature is defined as the temperature that a blackbody would need to have to produce the observed surface brightness at a given observing wavelength.

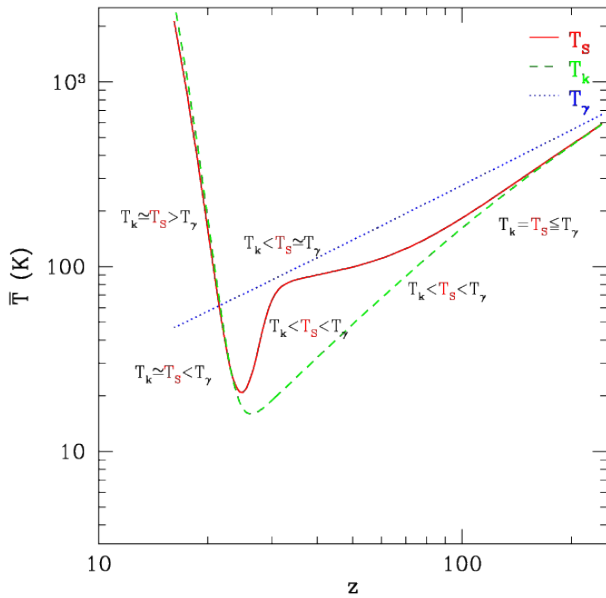


Figure 1. Evolution of spin temperature T_s , gas temperature T_K and CMB temperature T_γ . This figure is taken from Mesinger et al. (2011).

and to consider the observed brightness temperature relative to some background source, typically either the CMB or a radio-bright point source. For cosmology, it is most useful to consider the case of the CMB backlight, for which the 21-cm signal will then take the form of a spectral distortion over the whole sky.

The observable quantity is the brightness temperature, δT_b , of the 21-cm line against the CMB, which is set by radiative transfer through HI regions. The brightness temperature of 21 cm radiation can be expressed as

$$\begin{aligned} \delta T_b(\nu) &= \frac{T_s - T_\gamma}{1+z} (1 - e^{-\tau_{\nu_0}}) \\ &\approx 27 x_{\text{HI}} (1 + \delta_b) \left(\frac{H}{dv_r/dr + H} \right) \left(1 - \frac{T_{\text{cmb}}}{T_s} \right) \\ &\times \left(\frac{1+z}{10} \frac{0.15}{\Omega_b h^2} \right)^{1/2} \left(\frac{\Omega_b h^2}{0.023} \right) \text{mK}, \end{aligned} \quad (1)$$

where T_s is the gas spin temperature, τ_{ν_0} is the optical depth at the 21-cm frequency ν_0 , x_{HI} is the neutral hydrogen fraction of the intergalactic medium, $\delta_b(\mathbf{x}, z) \equiv \rho/\bar{\rho} - 1$ is the evolved (Eulerian) density contrast of baryons, $H(z)$ is the Hubble parameter, dv_r/dr is the comoving gradient of the line of sight component of the peculiar velocity, and all quantities are evaluated at redshift $z = \nu_0/\nu - 1$; Ω_b is the present-day baryon density and h is the present-day Hubble factor. Therefore, the brightness temperature of the 21-cm line is very sensitive to the spin temperature of the gas and to the CMB temperature (Mesinger et al., 2011).

The 21-cm line is a unique window into cosmological epochs at which the universe is dominantly composed of neutral hydrogen atoms. These encompass the period from

cosmological recombination (a redshift of $z = 1100$, or a proper time of 0.38 Myr after the Big Bang) to the end of the reionisation era (a redshift of $z \approx 6$, or a proper time of ≈ 1.2 Gyr after the Big Bang). Except for the last epoch, the rest of this period is unconstrained by current observations, and is fertile ground for exploration with new observations. There are several processes that contribute to the evolution of the brightness temperature of the 21-cm radiation. Observations of the brightness temperature, either through direct imaging or statistical measures of its fluctuations, can then inform us about the physical state of the neutral gas and the nature of its perturbations (Koopmans et al., 2015).

1. During the period from $z \approx 1100$ to $z \approx 200$, the gas temperature is kept close to that of the CMB by Thomson scattering of residual free electrons (Chluba & Sunyaev, 2012). Atomic collisions, and optical pumping by Lyman- α photons from the epoch of cosmological recombination, can lead to a small but non-negligible brightness temperature in the 21-cm line (Fialkov & Loeb, 2013; Breysse et al., 2018).
2. The epoch from $z \approx 200$ to $z \approx 30$ is known as the Dark Ages; through this period, the CMB temperature and the gas temperature differ substantially, and atomic collisions are sufficiently fast to set the spin temperature to the latter and lead to a 21-cm signal at a detectable level. The amplitude of the signal is set by the linear evolution of fluctuations on large scales (Loeb & Zaldarriaga, 2004; Lewis & Challinor, 2007), and the bulk flows that set the baryonic Jeans scale (Tselikhovich & Hirata, 2010; Ali-Haïmoud et al., 2014). If detected, the 21-cm signal from this epoch would be the ultimate probe of primordial cosmological fluctuations. Assuming cosmic variance limits, the 21-cm signal could probe extremely faint inflationary gravitational wave backgrounds (down to tensor-to-scalar ratios of $r \sim 10^{-9}$; Masui & Pen, 2010; Book et al., 2012) and low levels of primordial non-gaussianities (down to parameters $f_{\text{NL}} \approx 0.03$; Cooray, 2006; Pillepich et al., 2007; Joudaki et al., 2011; Muñoz et al., 2015). Due to the low frequencies of the signal from this epoch, the observational prospects are not promising in the short to medium term.
3. The period covering redshifts $z \approx 30 - 15$ is called the Cosmic Dawn epoch, owing to the birth of the first stars (in sufficient numbers to affect 21 cm observations). The radiation emitted by these first sources significantly changes the nature of the mean and fluctuating 21-cm signal due to two main reasons: (i) optical pumping of the hyperfine levels due to Lyman- α photons, known as the Wouthuysen-Field effect, which serves to couple the spin temperature of the gas to the ambient Lyman-alpha radiation (Hirata, 2006), and (ii) heating of the gas by X-rays (Furlanetto, 2006; Pritchard & Furlanetto, 2007; Fialkov et al., 2014). In

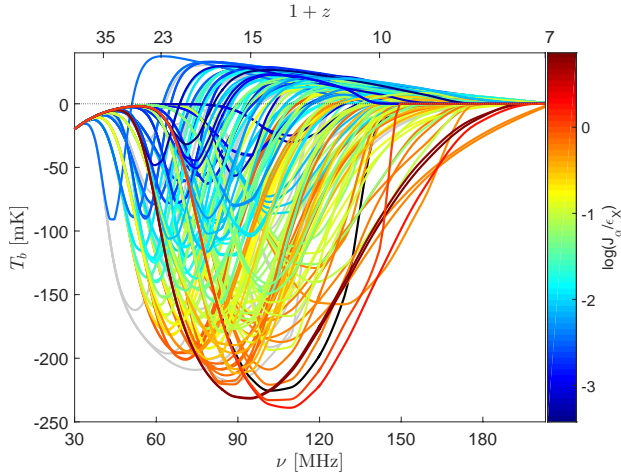


Figure 2. The 21 cm global signal as a function of redshift, for the 193 different astrophysical models discussed in Cohen et al. (2017). The colour (see the colour bar on the right) indicates the ratio between the Ly α intensity (in units of $\text{erg s}^{-1} \text{cm}^{-2} \text{Hz}^{-1} \text{sr}^{-1}$) and the X-ray heating rate (in units of $\text{eV s}^{-1} \text{baryon}^{-1}$) at the minimum point. Grey curves indicate cases with $\tau > 0.09$, and a non-excluded case with the X-ray efficiency of X-ray sources set to zero; these cases are all excluded from the colour bar range. Figure taken from Cohen et al. (2017).

addition, non-linear structure formation (Ahn et al., 2006; Kuhlen et al., 2006) and baryonic bulk flows (Visbal et al., 2012; McQuinn & O’Leary, 2012; Fialkov et al., 2013) imprint their effects on the signal. Primordial magnetic fields can also lead to features in the cosmological 21 cm signal during these epochs (Shiraishi et al., 2014).

4. Finally, during the epochs covered by $z \approx 15 - 6$, the ionising photons from the radiation sources lead to the permeation of HII regions, and the mean signal drops, reaching close to zero as reionisation is completed.

Significant progress has been made in condensing these rich astrophysical effects into simple semi-analytical prescriptions that capture the large-scale features of the 21 cm signal during this period (Furlanetto et al., 2004a,b; Mesinger & Furlanetto, 2007; Mesinger et al., 2011; Visbal et al., 2012). For a fiducial model described by Mesinger et al. (2011) and developed with the publicly available code 21CMFAST, the various evolutionary stages of the signal are illustrated in Figure 1. The terms in the figure denote the spin temperature of the gas T_s , the CMB temperature T_γ , and the gas kinetic temperature T_K ; the Figure illustrates astrophysical effects on the signal that include decoupling from the CMB, the Wouthuysen-Field coupling, and X-ray heating. Figure 2 shows the wide range of possibilities for the sky-averaged signal (“the 21 cm global signal”). Its characteristic structure of peaks and troughs encodes information about global cosmic events. Cohen et al. (2017) discussed 193 different combinations of astrophysical parameters, illustrating the great current uncertainty in the predicted 21 cm signal.

The most robust way of probing cosmology with the

brightness temperature may be redshift-space distortions (RSDs; Barkana & Loeb, 2005a; Furlanetto et al., 2009); see however Shapiro et al. (2013) and Fialkov et al. (2015). Alternatively, a discussion of the bispectrum is provided by Saiyad Ali et al. (2006). More futuristic possibilities include probing extremely weak primordial magnetic fields ($\sim 10^{-21}$ G scaled to $z = 0$) using their breaking of the line-of-sight symmetry of the 21-cm power spectrum (Venumadhav et al., 2017), and inflationary gravitational waves through the circular polarisation of the 21-cm line (Hirata et al., 2018; Mishra & Hirata, 2018).

2.2.2 Status of 21 cm experiments

Observational attempts to detect the cosmological 21 cm signal have made significant progress in the last few years, with upper limits from interferometers beginning to make contact with the space of plausible models. Broadly speaking, there are two classes of 21 cm experiments: those attempting to measure the sky averaged “global” 21 cm signal, and those attempting to measure the 21 cm brightness temperature fluctuations. A natural comparison is to the CMB, where some experiments target either spectral distortions to the CMB black body, while others measure CMB anisotropies.

Experiments targeting the global signal include EDGES (Bowman et al., 2008), SARAS (Patra et al., 2013), LEDA³, SCI-HI (Voytek et al., 2014), and a proposed lunar experiment DARE (Burns et al., 2012). To detect the 21 cm global signal, in principle, only a single radio dipole is necessary, as its large beam will average over fluctuations to probe the averaged all sky signal. For these experiments, raw sensitivity is typically not the limiting factor; the main challenges are two-fold — ensuring absolute calibration of the dipole and removing foregrounds.

In Bowman et al. (2008), EDGES reported a first lower limit on the duration of reionisation by searching for a sharp step in the 21 cm global signal, which is, in principle, distinguishable from the smooth foregrounds (Pritchard & Loeb, 2010). More sophisticated techniques have been developed based upon forward modelling the signal, foregrounds, and instrument response in a Bayesian framework and prospects appear to be good (Harker et al., 2012).

Recently, EDGES reported a detection of the global 21 cm signal in absorption at a frequency of 78 MHz, corresponding to the redshift $z \sim 17$ (Bowman et al., 2018). The absorption profile was flattened, with an amplitude about twice that predicted by several current models. The signal amplitude could possibly be evidence of interactions between (a subcomponent of) dark matter and baryons (e.g., Barkana, 2018; Barkana et al., 2018; Muñoz & Loeb, 2018), which may have led to cooling of the IGM prior to reionisation. Further investigation, as well as independent confirmation from other facilities, would lead to exciting prospects for constraining fundamental physics.

³<http://www.tauceti.caltech.edu/leda/>

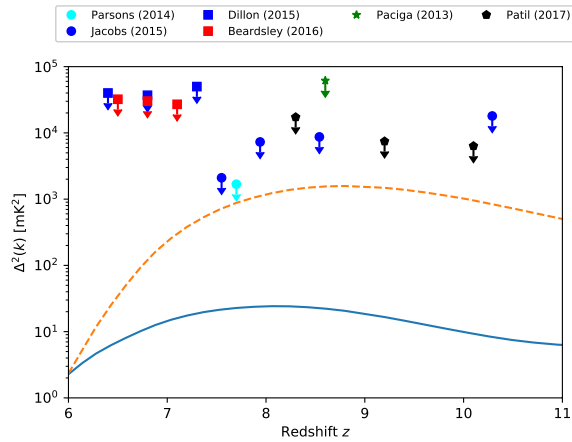


Figure 3. Summary of current constraints on the 21 cm power spectrum as a function of redshift. Since constraints are actually a function of both redshift and wavenumber k , only the best constraint for each experiment has been plotted. Here are plotted results for GMRT (Paciga et al., 2013), PAPER32 (Parsons et al., 2014; Jacobs et al., 2015), MWA128 (Dillon et al., 2015; Beardsley et al., 2016) and LOFAR (Patil et al., 2017). Two comparison 21 cm signals calculated using 21CMFAST are shown to give a sense of the target range - one with fiducial values (solid blue curve) and a second with negligible heating (dashed orange curve).

In parallel, several new radio interferometers — LOFAR, PAPER, MWA, HERA — are targeting the spatial fluctuations of the 21 cm signal, due to the ionised bubbles during cosmic reionisation as well as Lyman- α fluctuations (Barkana & Loeb, 2005b) and X-ray heating fluctuations (Pritchard & Furlanetto, 2007) during cosmic dawn. These telescopes take different approaches to their design, which gives each different pros and cons. LOFAR in the Netherlands is a general purpose observatory with a moderately dense core and long baselines (in the case of the international stations, extending as far as Ireland). The MWA in Western Australia is composed of 256 tiles of 16 antennas distributed within about 1-km baselines. PAPER (now complete) was composed of 128 dipoles mounted in a small dish and focussed on technological development and testing of redundant calibration. HERA in South Africa will be a hexagonal array of 330 x 14m dishes and, like PAPER, aims to exploit redundant calibration.

These experiments have begun setting upper limits on the 21 cm power spectrum that are summarised in Figure 3. At present, the best constraints are about two orders of magnitude above the expected 21 cm power spectrum. However, as noted earlier, there is considerable uncertainty in these predictions, and in the case of an unheated IGM a much larger signal can be produced. Pober et al. (2015) interpreted now-retracted upper limits from Ali et al. (2015) as a constraint on the IGM temperature, ruling out an entirely unheated universe at $z = 8.4$. The current upper limits typically represent only a few tens of hours of integration time, compared to the ~ 1000 hours needed for the desired

sensitivity. Systematic effects, especially instrumental calibration, currently limit the amount of integration time that can be usefully reduced. Overcoming these limitations is the major goal of all these experiments and steady progress is being made.

2.3 Fundamental Physics from the Epoch of Reionisation

In the previous section, we listed the main astrophysical and cosmological processes that contribute to the brightness temperature evolution of the 21 cm signal, and the status of the EoR 21 cm experiments. In this section, we provide glimpses into the details of some of the important constraints on fundamental physics that may be garnered from the epoch of reionisation and cosmic dawn.

2.3.1 Cosmology from the EoR

A key advantage of 21 cm observations is that they open up a new epoch of cosmological volume containing many linear modes of the density field, which can greatly increase the precision of cosmological parameter constraints. Typically, cosmology enters into the 21 cm signal through its dependence on the density field, so that the 21 cm signal can be viewed as a biased tracer in a similar way to low redshift galaxy surveys. The challenge is that obtaining fundamental physics from the 21 cm signal requires disentangling the “gastrophysics” – the effect of galaxies and other astrophysical sources on the hydrogen gas – from the signature of physics. This is not an easy challenge, since the effect of astrophysics is typically dominant over that of fundamental physics effects, which are often subtle and desired to be measured at high precision. At this moment in time, our understanding of the nuances of both the 21 cm signal and the observations is still relatively limited, but there are reasons for some optimism.

Broadly speaking, there are several routes to fundamental physics from the 21 cm signal:

1. Treat the 21 cm signal as a biased tracer of the density field, and via joint analysis, constrain cosmological parameters.
2. Look for the direct signature of energy injection by exotic processes in the 21 cm signal, which is sensitive to the cosmic thermal history.
3. The clustering of ionised regions or heating will reflect the underlying clustering of galaxies, and so will contain information about the density field, e.g., non-gaussianity signatures or the lack of small scale structure due to warm dark matter.
4. Line of sight effects, such as weak lensing or the integrated Sachs-Wolfe (ISW) effect, where the 21 cm signal is primarily just a diffuse background source.
5. Look for unique signatures of fundamental physics, e.g., the variation of the fine structure constant, which do not depend in detail upon fluctuations in the 21 cm

brightness.

21 cm observations may also be useful in breaking degeneracies present in other data sets (Kern et al., 2017). For example, measurements of the reionisation history may allow the inference of the optical depth to the CMB, breaking a degeneracy with neutrino mass (Liu et al., 2016).

2.3.2 Exotic energy injection

As discussed in Section 2.2.1, the 21 cm signal is sensitive to the underlying gas temperature through the 21 cm spin temperature. This makes the 21 cm line a rather unique probe of the thermal history of the Universe during the epoch of reionisation and the cosmic dawn. Provided that the IGM temperature is not too much larger than the CMB temperature (so that the $1 - T_{\text{CMB}}/T_s$ term retains its dependence on T_s), we can use the Universe as a calorimeter to search for energy injection from a wide range of processes. Distinguishing different sources of heat will depend upon them having unique signatures in how that energy is deposited spatially or temporally.

After thermal decoupling at $z \sim 150$, the gas temperature is expected to cool adiabatically, with a phase of X-ray heating from galaxies warming the gas, before the photoionisation heating during reionisation raises the temperature to $\sim 10^4$ K (e.g. Furlanetto, 2006; McQuinn & O’Leary, 2012). There is considerable uncertainty in these latter stages, which depend upon poorly known properties of the galaxies and the cosmic star formation history.

Many authors have put forward possible sources of more exotic heating including annihilating dark matter (e.g., Furlanetto et al., 2006; Valdés et al., 2013), evaporating primordial black holes (Clark et al., 2017; Mack & Wesley, 2008), cosmic string wakes (Brandenberger et al., 2010), and many more. In many cases, these might be distinguished from X-ray heating by (a) occurring before significant galaxy formation has occurred or (b) by depositing energy more uniformly than would be expected from galaxy clustering. Incorporation of dark matter annihilation models into simulations of the 21 cm signal suggests that plausible dark matter candidates might be ruled out by future 21 cm observations (Valdés et al., 2013). Ultimately the physics of how dark matter annihilation produces and deposits energy as heating or ionisation is complex and requires consideration of the decay products and their propagation from the decay site into the IGM (Schön et al., 2015).

Note that dark matter candidates may modify the thermal history through their effect on the distribution of galaxies too, as discussed in the next section.

2.3.3 Warm dark matter effects

Warm dark matter (WDM) is an important alternative to the standard cold dark matter candidate. Although there have been a series of studies on the constraints on the mass of the warm dark matter, a large parameter space is still unexplored and is possible in principle. These existing

constraints include the lower limit on the mass of a thermal WDM particle ($m_\chi \geq 2.3\text{keV}$) from Milky Way satellites (Polisensky & Ricotti, 2011) and from Lyman alpha forest data (Narayanan et al., 2000; Viel, 2005; Viel et al., 2008).

A possible effect of warm dark matter during the reionisation and cosmic dawn epochs is distinguishable from both the mean brightness temperature and the power spectra. The key processes that are altered in the WDM model are the Wouthysen-Field coupling, the X-ray heating and the reionisation effects described in Sec. 2.2.1. This is because the WDM can delay the first object formation, so the absorption features in the δT_b evolution could be strongly delayed or suppressed. In addition, the X-ray heating process, which relies on the X-rays from the first generation of sources, as well as the Lyman-alpha emissivity, can be also affected due to the delayed first objects (see also Fig. 7 of Pritchard & Loeb, 2012). Of course, the magnitude of the effects depends on the scale of interest. Finally, reionisation is also affected because the WDM can delay the reionisation process and therefore affect the ionisation fraction of the Universe at redshift ~ 10 (Figs. 8 and 9 of Barkana et al., 2001).

Examples of the effects of WDM models on the spin temperature of the gas will be discussed in §5.2.3. For the case of WDM, the spin temperature, T_s , stays near the CMB temperature, T_γ , at redshift $z > 100$. The absorption trough occurs due to the fact that at a later stage, the X-ray heating rate surpasses the adiabatic cooling. Initially the mean collapse fraction in WDM models is lower than in CDM models, but it grows more rapidly in the heating of gas.

The mean brightness temperatures as a function of redshift (frequency) for such WDM models with $m_\chi = 2, 3, 4$ keV, respectively, is explored by Sitwell et al. (2014) and elaborated on in §5.2.3. It is shown that if the WDM mass is below the limit $m_\chi < 10\text{keV}$, it can substantially change the mean evolution of $\bar{T}_b(z)$.

In addition to the mean temperature evolution, Sitwell et al. (2014) also explored the power spectrum of WDM models, and showed a three-peak structure in $k = 0.08\text{Mpc}^{-1}$ and $k = 0.18\text{Mpc}^{-1}$ modes, which are associated with inhomogeneities in the Wouthysen-Field coupling coefficient x_α , the kinetic temperature T_K , and the ionisation fraction x_{HI} , from high to low redshifts. As discussed in detail in §5.2.3, the power at these specific modes can be boosted, depending upon the mass of the WDM particle.

These variations in the mean temperature and fluctuations can be measured and tested using current interferometric radio telescopes. Mesinger et al. (2014) and Sitwell et al. (2014) showed forecasts for the $1-\sigma$ thermal noise levels for 2000 hours of observation time for the Murchison Widefield Array (MWA)⁴, the Hydrogen Epoch of Reionisation Array (HERA)⁵, and for SKA1-Low. On the other

⁴<http://www.mwatelescope.org/>

⁵<http://reionization.org>

hand, there are major uncertainties in the evolution of high-redshift star-formation (in low-mass halos in particular), with a potentially complex history due to various astrophysical feedback mechanisms [including photo-heating, Lyman-Werner radiation (photons capable of dissociating molecular hydrogen), and supernova feedback; the latter includes hydrodynamic and radiative feedback as well as metal enrichment]. The estimates do indicate that next-generation radio observations may be able to test the excess power in the power spectra of brightness temperature for $m_X < 10$ keV models over a wide range of redshifts. The SKA, in particular, will provide a unique prospect of measuring the mean brightness temperature and the 21-cm power spectrum out to $z \simeq 20$. However, distinguishing WDM from CDM will require a clear separation from possible astrophysical effects.

2.3.4 Measuring the fine structure constant with the SKA using the 21 cm line

The standard model of particle physics fails to explain the values of some fundamental “constants”, like the mass ratio of the electron to the proton, the fine structure constant, etc. (see, e.g., Uzan, 2011). Dirac (1937) hypothesised that these constants might change in space as well as in time. Studies using the optical spectra of distant quasars indicated, controversially, the existence of temporal (e.g., Webb et al., 2001) and spatial (e.g., Webb et al., 2011) variations in the fine structure constant, α (but see also Srianand et al. 2004 and the more recent results of Murphy et al. 2016 suggesting no significant cosmological variations). However, these results may be in tension with terrestrial experiments using optical atomic clocks, which set a very stringent limit on the temporal variation of α (Rosenband et al., 2008). Investigation along these lines has great significance to our understanding of gravitation through the underlying equivalence principle (Shao & Wex, 2016), as well as fundamental (scalar) fields and cosmology (Damour et al., 2002). It could also provide an intriguing clue to the outstanding ‘cosmological constant problem’ (Parkinson et al., 2004).

In the case that α varies as a function of time (for example as a cosmologically evolving scalar field), the evolution could be non-monotonic in general. Therefore, it would be greatly beneficial if we could measure α at various redshifts. The quasar spectra and optical atomic clocks mentioned previously only probe α at moderate redshifts, $0.5 \lesssim z \lesssim 3.5$ and $z \simeq 0$, respectively. Hence, reionisation and cosmic dawn provide an interesting avenue to probe the possibility of a varying α at large z . Because of its high resolution in radio spectral lines, SKA1-Low has good prospects to use them (e.g., lines from H I and the OH radical) to determine α (Curran, 2007; SKA Science Working Group, 2011). The covered redshifts for SKA1-Low will be, e.g., $z \lesssim 13$ for the H I 21 cm absorption and $z \lesssim 16$ for the ground-state 18 cm OH absorption (Curran et al., 2004). Khatri & Wandelt (2007) proposed another method to measure α , through the 21 cm absorption of CMB photons. They found that the

21 cm signal is very sensitive to variations in α , such that a change of 1% in α modifies the mean brightness temperature decrement of the CMB due to 21 cm absorption by $\gtrsim 5\%$ over the redshift range $30 \lesssim z \lesssim 50$. It also affects, as a characteristic function of the redshift z , the angular power spectrum of fluctuations in the 21 cm absorption; however, the measurement of the angular power spectrum at these redshifts (corresponding to the Dark Ages) would require lower-frequency observations than those from the SKA. In summary, constraints on the variation of α at various redshifts will significantly advance our basic understanding of nature, and might provide clues to new physics beyond the standard model (Uzan, 2011).

2.3.5 Cosmic Shear and the EoR

Important information on the distribution of matter is encoded by weak lensing of the 21-cm signal along the line of sight to the EoR (Pritchard et al., 2015). Zahn & Zaldarriaga (2006) and Metcalf & White (2009) showed that a large area survey at SKA sensitivity might have the potential to determine the lensing convergence power spectrum via the non-gaussianity of 21 cm maps. It remains to be seen over what area SKA-Low surveys might have the sensitivity to measure cosmic shear, but the proposed deep EoR survey over 100 deg^2 should be sufficient. This would measure how dark matter is distributed in a representative patch of sky, something feasible only with galaxy lensing toward unusually large galaxy clusters. This might offer the chance to match luminous matter with overall mass, thereby constraining the dark matter paradigm.

The convergence power spectrum can be estimated using the Fourier-space quadratic estimator technique of Hu (2001), originally developed for lensing data on the CMB and expanded to 3D observables, i.e., the 21 cm intensity field $I(\theta, z)$ discussed by Zahn & Zaldarriaga (2006) and Metcalf & White (2009).

The convergence estimator and the corresponding lensing reconstruction noise are derived under the assumption that there is a gaussian distribution in temperature. This will not completely hold for the EoR, since reionisation introduces considerable non-gaussianity, but acts as a reasonable approximation.

The benefit of 21-cm lensing is that one can combine data from multiple redshift slices. In Fourier space, fluctuations in temperature (brightness) are separated into wave vectors normal to the sightline $\mathbf{k}_\perp = \mathbf{l}/r$, with r the angular diameter distance to the source redshift, and a discretised parallel wave vector $k_\parallel = 2\pi j / \mathcal{L}$, where \mathcal{L} is the depth of the volume observed. Considering modes with different values of j to be orthogonal, an optimal estimator results from combining the estimators from separate j modes without any mixing. The reconstruction noise of 3D lensing is then (Zahn & Zaldarriaga, 2006):

$$N(L, \nu) = \left[\sum_{j=1}^{j_{\max}} \frac{1}{L^2} \int \frac{d^2 \ell}{(2\pi)^2} \frac{[\mathbf{l} \cdot \mathbf{L} C_{\ell, j} + \mathbf{L} \cdot (\mathbf{L} - \mathbf{l}) C_{|\ell - \mathbf{L}|, j}]^2}{2 C_{\ell, j}^{\text{tot}} C_{|\mathbf{L} - \mathbf{l}|, j}^{\text{tot}}} \right]^{-1}. \quad (2)$$

Here, $C_{\ell,j}^{\text{tot}} = C_{\ell,j} + C_{\ell}^{\text{N}}$, where $C_{\ell,j} = [\bar{T}(z)]^2 P_{\ell,j}$ with $\bar{T}(z)$ the mean observed brightness temperature at redshift z due to the mean density of HI, and $P_{\ell,j}$ is the associated power spectrum of dark matter (Zahn & Zaldarriaga, 2006).

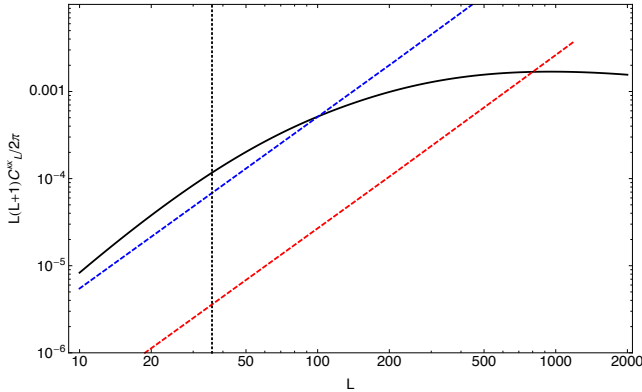


Figure 4. The solid black line shows the power spectrum of the lensing convergence field, C_L^{KK} , for sources at $z = 8$; dashed lines indicate the noise associated with lensing reconstruction, N_L . The blue dashed line is for SKA1-Low with 10 8 MHz frequency bins around $z = 8$, covering redshifts from $z \approx 6.5$ to $z \approx 11$. The red dashed line is the same but for SKA2-Low. The vertical line represents an estimate of the lowest possible value of L accessible in a 5-by-5 degree field. Regions where noise curves fall below C_L^{KK} indicate cases for which the typical fluctuations in the lensing deflection should be recoverable in a map. Figure taken from Pritchard et al. (2015).

Figure 4 gives a sense of the sensitivity to the convergence power spectrum that might be achieved with SKA-Low after 1000 hours integration on a 20-deg² field. It should be feasible to measure the signal associated with lensing over a range of angular scales. Increasing the survey area would allow access to large angular scales, where the signal-to-noise is greatest. This measurement would be significantly improved with the larger sensitivity of SKA2 (Romeo et al., 2018). For redshifts after reionisation, the power spectrum of weak lensing should be better measured using SKA-Mid and the 21-cm intensity mapping approach discussed above, but covering a much wider sky area (Pourtisou & Metcalf, 2014).

2.3.6 Integrated Sachs-Wolfe effect

In §2.2.1, we provided an overview of the 21 cm brightness temperature fluctuation and its dependence on cosmological and astrophysical parameters. While we have thus far focused on high redshifts, it will be possible to use 21 cm measurements from *after* reionisation in order to obtain constraints on various cosmological models. In this case, the 21 cm emission comes from hydrogen atoms within galaxies. The intensity (or equivalently temperature) fluctuations can be mapped on large scales, without resolving individual galaxies; this measurement is known as 21 cm intensity mapping (IM). In this section, we consider using the post-reionisation power spectrum of the temperature brightness measured by the SKA, and the cross-correlation

of SKA IM measurements with SKA galaxy number counts, in order to detect the integrated Sachs-Wolfe effect. As examples of measurements that can be obtained with this observable, we look at the IM constraining power to test statistical anisotropy and inflationary models.

Raccanelli et al. (2016a) presented a study on using the cross-correlation of 21-cm surveys at high redshifts with galaxy number counts; the formalism and methodology is described in that paper. The use of 21-cm radiation instead of the (standard) CMB can provide a confirmation of the detection of the integrated Sachs-Wolfe effect, which will be detected by several instruments at different frequencies at the time, and hence influenced by different systematics.

The ISW effect (Sachs & Wolfe, 1967; Crittenden & Turok, 1996; Nishizawa, 2014) is a gravitational redshift due to the time-evolution of the gravitational potential when photons traverse underdensities and overdensities in their journey from the last scattering surface to the observer. This effect produces temperature fluctuations that are proportional to the derivative of gravitational potentials.

The ISW effect has been detected (Nolta et al., 2004; Pietrobon et al., 2006; Ho et al., 2008; Giannantonio et al., 2008a; Raccanelli et al., 2008; Giannantonio et al., 2012; Planck Collaboration et al., 2014a, 2016f) through cross-correlation of CMB maps at GHz-frequencies with galaxy surveys. It has also been used to constrain cosmological parameters (Giannantonio et al., 2008b; Massardi et al., 2010; Bertacca et al., 2011; Raccanelli et al., 2015).

Similar to the CMB, the 21 cm background at high redshifts, described by the brightness temperature fluctuation in §2.2.1, will also experience an ISW effect from the evolution of gravitational potential wells (see Fig. 5). The dominant signal present is that of unscattered CMB photons, and therefore its late-time ISW signature is highly correlated with the signature at the peak CMB frequencies. A complementary measurement at 21 cm frequencies is promising as it represents an independent detection of the ISW effect, measured with different instruments and contaminated by different foregrounds. As the 21 cm background is set to be observed across a vast redshift range by upcoming experiments, there should be ample signal-to-noise for this detection. The ISW effect on those CMB photons that *do* interact with the neutral hydrogen clouds at high redshifts provide a source of observable signal. Assuming the CMB fluctuations can be efficiently subtracted from the 21 cm maps, this signal can potentially be detected in the data as well.

To detect the ISW effect, one would cross-correlate the brightness temperature maps with galaxy catalogues. In the case when the photons are unscattered, the detection is more difficult to obtain. The detection depends on a series of parameters of the 21 cm detecting instrument, such as the observing time, the frequency bandwidth, the fractional area coverage and the length of the baseline. The results weakly depend on the details of the galaxy survey used. Different surveys give slightly different results, but

do not lead to a dramatic change in the overall signal-to-noise ratio. Targeting specific redshift ranges and objects could help. The main advantage for detecting the ISW effect is due to the large area of the sky covered. If we assume the standard general relativity (GR) and Λ cold dark matter (Λ CDM) cosmology, the ISW effect is mostly important during the late-time accelerated phase, so low-redshift galaxies are to be targeted. The use of a tomographic analysis in the galaxy catalogue and the combination of different surveys (see, e.g., Giannantonio et al., 2008a; Bertacca et al., 2011) can improve the detection of the signal in the case of the LSS-CMB correlation.

2.3.7 Statistical Anisotropy

Most inflationary models predict the primordial cosmological perturbations to be statistically homogeneous and isotropic. CMB observations, however, indicate a possible departure from statistical isotropy in the form of a dipolar power modulation at large angular scales. A 3σ detection of the dipolar power asymmetry, i.e., a different power spectrum in two opposite poles of the sky, was reported based on analysis of the off-diagonal components of angular correlations of CMB anisotropies with WMAP and Planck data on large scales (Hansen et al., 2004; Gordon et al., 2005; Eriksen et al., 2007; Gordon, 2007; Planck Collaboration et al., 2014b; Akrami et al., 2014; Planck Collaboration et al., 2016e,c; Aiola et al., 2015). The distribution of quasars at later times was, however, studied by Hirata (2009), and showed an agreement with statistical isotropy on much smaller angular scales.

A significant detection of deviation from statistical isotropy or homogeneity would be inconsistent with some

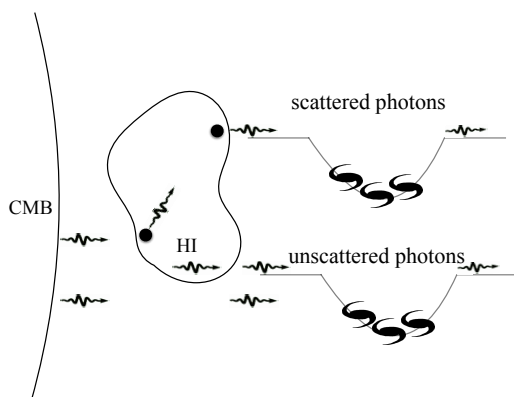


Figure 5. Illustration: Radiative transfer of CMB photons through neutral hydrogen gas clouds induces fluctuations at 21 cm frequencies (due to absorption or emission, depending on the relative temperatures of the intergalactic medium and the CMB). The majority of the signal is comprised of unscattered CMB photons at the Rayleigh-Jeans tail of its blackbody spectrum. These photons later undergo line-of-sight blue- or red-shifting as they travel through the evolving gravitational potential wells. Figure taken from Raccanelli et al. (2016a).

of the simplest models of inflation, making it necessary to postulate new physics, such as non-scalar degrees of freedom. It would, moreover, open a window into the physics of the early Universe, thus shedding light upon the primordial degrees of freedom responsible for inflation.

The off-diagonal components of the angular power spectrum of the 21 cm intensity fluctuations can be used to test this power asymmetry, as discussed in detail by Shiraishi et al. (2016). One can also constrain the rotational invariance of the universe using the power spectrum of 21 cm fluctuations at the end of the Dark Ages. The potential ability to access small angular scales gives one the opportunity to distinguish the dipolar asymmetry generated by a variable spectral index, below the intermediate scales at which this vanishes. One can compute the angular power spectrum of 21 cm fluctuations sourced by the dipolar and quadrupolar asymmetries, including several non-trivial scale dependencies motivated by theories and observations. By the simple application of an estimator for CMB rotational asymmetry (Pullen & Kamionkowski, 2007; Hanson & Lewis, 2009), we can forecast how well 21 cm surveys can constrain departures from rotational invariance. Results for dipolar and quadrupolar asymmetries, for different models and surveys, are discussed by Shiraishi et al. (2016), who show that the planned SKA may not reach the same precision as future CMB experiments in this regard; however, an enhanced SKA instrument could provide the best measurements of statistical anisotropy, for both the dipolar and quadrupolar asymmetry.

The SKA could, though, provide some constraining power for asymmetry parameters since 21 cm measurements have different systematics and come from an entirely different observable compared to the CMB. Moreover, 21 cm surveys provide an independent probe of broken rotational invariance, and as such, would help in disentangling potential biases present in previous CMB experiments.

2.3.8 Tests of inflation

Measurements of IM from SKA can be used to constrain inflationary models via limits on the matter power spectrum, in particular the spectral index and its ‘running’.

Single-field slow-roll inflation models predict a nearly scale-invariant power spectrum of perturbations, as observed at the scales accessible to current cosmological experiments. This spectrum is slightly red, showing a non-zero tilt. A direct consequence of this tilt are nonvanishing runnings of the spectral indices, $\alpha_s = dn_s/d\log k$, and $\beta_s = d\alpha_s/d\log k$, which in the minimal inflationary scenario should reach absolute values of 10^{-3} and 10^{-5} , respectively. This is of particular importance for primordial-black-hole (PBH) production in the early universe, where a significant increase in power is required at the scale corresponding to the PBH mass, which is of order $k \sim 10^5 \text{ Mpc}^{-1}$ for solar-mass PBHs (Green & Liddle, 1999; Carr, 2005). It has been argued that a value of the second running $\beta_s = 0.03$, within 1σ of the Planck results, can generate

fluctuations leading to the formation of $30 M_{\odot}$ primordial black holes if extrapolated to the smallest scales (Carr et al., 2016).

The measurements of 21 cm intensity mapping can be used to measure these runnings. A fully-covered 1-kilometre-baseline interferometer, observing the epoch of reionisation, will be able to measure the running α_s with 10^{-3} precision, enough to test the inflationary prediction. However, to reach the sensitivity required for a measurement of $\beta_s \sim 10^{-5}$, a dark-ages interferometer, with a baseline of ~ 300 km, will be required. Detailed analyses of 21 cm intensity mapping experiments forecasts for this (including comparisons with CMB and galaxy surveys) measurements have been made recently (Muñoz et al., 2017; Pourtsidou et al., 2017; Sekiguchi et al., 2018).

2.3.9 Free-free emission from cosmological reionisation

As we know, the CMB emerges from the thermalisation epoch, at $z \sim 10^6 - 10^7$, with a blackbody (BB) spectrum thanks to the combined effect of Compton scattering and photon emission/absorption processes (double Compton and bremsstrahlung) in the cosmic plasma, which, at early times, are able to re-establish full thermal equilibrium in the presence of arbitrary levels of perturbing processes. Subsequently, the efficiency of the scattering and above radiative processes decrease because of the expansion of the Universe and the consequent combined reduction of particle number densities and temperatures, and it was no longer possible to achieve the thermodynamical equilibrium.

The CMB spectrum measurements at frequencies between 30 GHz and 600 GHz from the FIRAS instrument on board the NASA COBE⁶ satellite confirm the hot big bang model, at the same time providing the main constraints about the deviations from a BB possibly caused by energy dissipation mechanisms in the cosmic plasma (Fixsen et al., 1996; Salvaterra & Burigana, 2002). Recent observations at long wavelengths have been carried out with the TRIS experiment (Gervasi et al., 2008) and the ARCADE-2 balloon (Singal et al., 2011; Seiffert et al., 2011). High accuracy CMB spectrum observations at long wavelengths ($0.5 \lesssim \lambda \lesssim 15$ cm) have been proposed for the DIMES (Kogut, 1996) space mission, with the aim of probing (i) dissipation processes at high redshifts ($z \gtrsim 10^5$), resulting in Bose-Einstein like distortions (Sunyaev & Zel'dovich, 1970), and (ii) low redshifts mechanisms ($z \lesssim 10^4$) before or after the photon-matter decoupling, generating Comptonisation and free-free (FF) distortions (Bartlett & Stebbins, 1991) that, for positive (negative) distortion parameters, are characterised, respectively, by a decrement (an excess) at intermediate wavelengths and an excess (a decrement) at long wavelengths. The distorted spectrum is mainly determined by the energy fractional exchange involved in the interaction, the time and kind of the dissi-

pation mechanism, and the density of baryonic matter.

Cosmological reionisation, one of the three main mechanisms predicted to generate departures from a perfect BB (Sunyaev & Khatri, 2013), produces electron heating which causes coupled Comptonisation and free-free distortions. The amplitude of Comptonisation distortion is proportional to the energy fractional exchange occurred in the process. The Comptonisation parameter that characterises this energy exchange, denoted by u , is expected to have a typical minimum value of 10^{-7} from reionisation (and maximum values up to $\sim \text{few} \times 10^{-6}$, achieved by including various types of sources). For example, assuming the radiative feedback mechanisms proposed in the *filtering* and the *suppression* prescriptions Burigana et al. (2008) obtained values of the Comptonisation parameter produced by astrophysical reionisation of $u \simeq (0.965 - 1.69) \times 10^{-7}$ (see Fig. 6).

The SKA's high sensitivity and resolution can provide us relevant information to improve the current knowledge of the CMB spectrum and of the energy exchanges in cosmic plasma. Furthermore, the SKA will help the modeling of Galactic emissions and extragalactic foregrounds, a substantial advancement being necessary to detect and possibly characterise the expected tiny spectral distortions. The extragalactic radio foreground is weaker than the Galactic radio emission but, in contrast to the Galactic foregrounds that represent the main limitation in CMB spectrum observations, it is difficult to separate it from the cosmological background by analysing its angular distribution properties in the sky because of the limited resolution of experiments devoted to CMB monopole temperature, particularly at low frequencies. The accurate determination of the extragalactic source number counts from the deep SKA surveys allow to compute the source background, improving the quality of its separation in CMB spectrum studies.

SKA will trace the neutral hydrogen distribution and the transition from the essentially neutral to the highly ionised state of the IGM during the dawn age and the reionisation epoch using the 21 cm redshifted line (see, e.g., Schneider et al., 2008). At the same time, it could directly reconstruct the evolution of ionised material by observing the FF emission produced by ionised halos. Reionisation models based on both semi-analytical approaches (Naselsky & Chiang, 2004) and numerical computations (Ponente et al., 2011) allow to estimate the expected signal. Dedicated, high resolution observations may allow one to distinguish the free-free spectral distortions by ionised halos from those by diffuse ionised IGM. With SKA2-Low we could discover up to $\sim 10^4$ individual FF emission sources per squared degree at $z > 5$, understanding the different contributions from ionised halos and from the diffuse ionised IGM to the global FF cosmological signal (more details are provided by Burigana et al., 2015).

In conclusion, SKA precise number counts, particularly at frequencies from ~ 1 to a few GHz, will be crucial for a precise analysis of dedicated CMB spectrum measure-

⁶<http://lambda.gsfc.nasa.gov/product/cobe/>

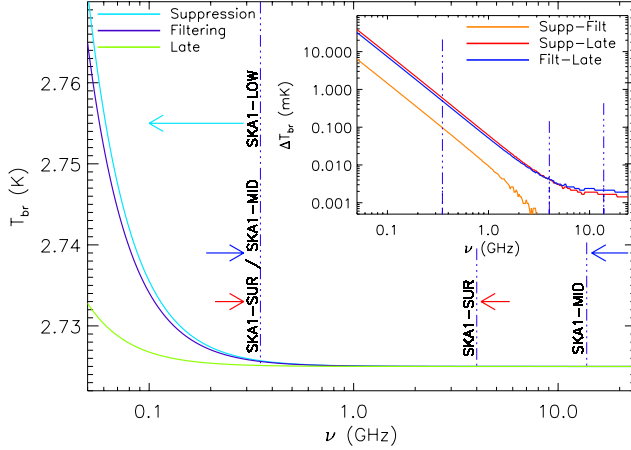


Figure 6. Free-free diffuse signal in the interval of frequencies covered by SKA2 computed for two astrophysical reionisation models (a *late* phenomenological prescription is also shown). The inset displays the absolute differences between the three models. The vertical lines specify the frequency coverage of SKA1 configurations. Taken from Burigana et al. (2015). These curves define the minimal FF signal theoretically expected. For extreme models, like those considered by Oh (1999), the FF excess could be even ~ 70 times larger.

ments. The precise mapping of large and dedicated regions of the sky with the SKA extremely good capability of producing interferometric images represents an interesting opportunity to observe diffuse free-free emission anisotropies from large to small angular scales and individual halos. Moreover, implementing SKA with very compact configurations and ultra-accurate calibrators could be, in principle, a way to detect the absolute level of diffuse free-free emission.

2.4 Detection Prospects and Challenges with the SKA

Having provided an overview of various fundamental physics constraints which may be achievable with the SKA observations of Cosmic Dawn and Reionisation, we present here a brief summary of the detection prospects, synergies with other probes at these epochs, and the foreground mitigation challenges, which are relevant to recover fundamental physics constraints from these epochs.

2.4.1 Challenges From EoR Astrophysics

The astrophysics of the 21 cm line necessarily presents a ‘systematic’ in the study of fundamental physics and cosmology. This is especially true at the epoch of reionisation and cosmic dawn, in which the various astrophysical processes described in §2.2.1 lead to effects which need to be isolated effectively for the measurement of cosmological parameters. Modelling the astrophysics accurately is crucial to be able to distinguish the fundamental physics, and the power spectrum may need to be convolved with astrophysical models (e.g., by using codes similar to 21CMFAST Mesinger et al., 2011, described in §2.2.1), in order to place

competitive constraints on cosmology.

Bayesian inference may be used to interpret the brightness temperature power spectrum in the context of a model, and to place constraints on cosmological parameters. In order to do this, analytic or semi-analytic techniques (e.g., Furlanetto et al., 2004a; Pritchard & Loeb, 2008) are essential, since fast and accurate model parameter evaluation is required. It can be shown that this ‘astrophysical separation’ can be effectively achieved in the post-reionisation universe using a halo model formalism to describe HI and obtain the uncertainties in the parameters from all the astrophysical constraints (Padmanabhan & Refregier, 2017; Padmanabhan et al., 2017). The combination of astrophysical constraints at these epochs can be shown to lead to 60%–100% uncertainty levels in the measurement of the HI power spectrum (Padmanabhan et al., 2015), which provides a measure of the ‘astrophysical degradation’ relevant for forecasting cosmological and fundamental physics parameters. Similar modelling techniques applied to the high-redshift observations, though expected to be significantly harder, may be used to isolate the astrophysical effects for accurate constraints on the fundamental physics and cosmological parameters as described in the previous sections.

2.4.2 Synergies between 21 cm and galaxy surveys

Cross-correlating different astrophysical probes can eliminate the systematic effects in the measurements, and thus enable tighter constraints on the fundamental physics from the epoch of reionisation. Several large-area surveys of galaxies in the epoch of reionisation that overlap SKA1 and SKA2 are planned, using, e.g., the HyperSuprimeCam on Subaru (Lyman- α emitters, LAEs), Euclid (Lyman-break galaxies, LBGs), the Large Synoptic Survey Telescope (LSST, LBGs), and the Wide-Field Infrared Survey Telescope (WFIRST, LAEs and LBGs).

Galaxy samples from such surveys will provide important calibrations of galaxy-population properties during the EoR, such as their clustering strength and star-formation-rate density. Towards later phases of reionisation, fluctuations in the neutral hydrogen fraction govern the brightness temperature. These fluctuations in turn depend on the properties of the sources, including their clustering (Mellema et al., 2013). Combining data on the population of source galaxies with the global brightness temperature signal measured with SKA at these epochs, the fraction of reionisation that is caused by the galaxies can be constrained (Cohen et al., 2017). Cross-correlation of the SKA brightness temperatures with the LAE/LBG samples from galaxy surveys provide additional constraints on the reionisation history, e.g., to what extent different galaxy populations contribute to reionisation, the evolution of the ionisation fraction, and the topology of reionisation (Hutter et al., 2017). The brightness temperature can further be correlated with the properties of galaxies directly, e.g., from the Euclid or LSST wide+deep surveys (Bacon et al., 2015).

Using targeted observations with near/mid-infrared in-

struments, e.g. the James Webb Space Telescope and the European Extremely Large Telescope, currently uncertain source properties such as the net ionising flux and escape fraction can be constrained spectroscopically (e.g., Jensen et al., 2016). The galaxy luminosity function within ionised bubbles identified in the 21 cm brightness temperature maps can also be constrained using these cross-correlations.

In the post-reionisation universe, cross-correlations can be used to understand the general life cycle of galaxies, which is determined by their star-formation activity in relation to the available gas reservoirs. The star-formation rate has been observed to peak at redshift 2 (Madau & Dickinson, 2014) whereas observations of the HI energy density, Ω_{HI} , with redshift suggest very subtle to non-existing evolution of the gas densities (Prochaska & Wolfe, 2009). This could imply that the molecular phase of hydrogen is the dominant ingredient in galaxy evolution processes (e.g., Lagos et al., 2015; Saintonge et al., 2016), though it is also tightly connected to the atomic as well as the ionised fractions of the hydrogen.

Mapping the intensity fluctuations of the 21 cm brightness temperature has been attempted in the post-reionisation universe with the Green Bank Telescope at $z \approx 0.8$ (Switzer et al., 2013). Cross-correlating the data with complementary optical galaxy surveys (Masui et al., 2013b) increases the detectability of the signal as well as giving a constraint on the average HI contents of the optical objects (Wolz et al., 2017b).

The SKA provides ample opportunities to extend existing observations to bigger volumes and higher redshifts (Santos et al., 2015). In particular, SKA-Low can supply novel information via its proposed intensity mapping experiment in the higher frequencies of the aperture array at $3 < z < 6$. These observations will be crucial to understand the transitioning process of the cold gas after the epoch of reionisation as well as the distribution of HI gas in relation to the underlying halo mass and host galaxy properties. Additionally, the cross-correlations of the high-redshift HI datasets with either galaxy surveys or intensity maps of other spectral lines will reveal universal scaling relations of galaxy formation and evolution processes.

2.4.3 Foreground Modelling

One of the most significant challenges for an EoR detection is that of the overwhelming foregrounds. The problem is typically broken into three independent components – Galactic synchrotron (GS), which contributes around 70% of the total foreground emission (Shaver et al., 1999); extragalactic (EG) sources (predominantly compact) which contribute about 27% (Mellema et al., 2013); and finally Galactic free-free emission which constitutes the remaining $\sim 1\%$. Altogether, these foregrounds are expected to dominate the EoR signal brightness by up to 5 orders of magnitude, though this figure reduces to 2–3 when considering the interferometric observable: angular brightness fluctu-

ations (Bernardi et al., 2009). Furthermore, each source is expected to predominantly occupy a different region of angular-spectral space (Chapman et al., 2016).

All foreground mitigation techniques rely on first subtracting measured components, such as bright compact EG sources in the field-of-view (Pindor et al., 2011), and a diffuse sky model. While significant advances have been made in deep targeted observations of the foregrounds by various instruments (Bernardi et al., 2009, 2010; Ghosh et al., 2011; Yatawatta et al., 2013; Jelić et al., 2014; Asad et al., 2015; Remazeilles et al., 2015; Offringa et al., 2016; Procopio et al., 2017; Line et al., 2017), due to their overwhelming dominance, even the residuals (from faint unmodelled sources and mis-subtraction) necessitate a robust mitigation approach.

The key to signal extraction lies in its statistical differentiation from the foregrounds, and it is well known that such a separation occurs naturally in the frequency (line-of-sight) dimension. While the signal is expected to exhibit structure on scales of \sim MHz, the foregrounds are predominantly broadband emission, creating a smooth spectral signature. Leveraging this insight, several techniques for foreground residual mitigation have arisen in the past decade. Broadly, they may be split into two categories: (i) foreground subtraction, in which a smooth spectral model is fit and subtracted, and (ii) foreground avoidance, in which Fourier modes which are known to be foreground-dominated are eschewed.

2.4.3.1 Foreground Subtraction Foreground subtraction utilises the smoothness of the spectral dependence of the foregrounds in order to fit a smooth model to each angular pixel along the frequency axis. The best-fit model is subtracted, in the hope that the residuals are primarily the EoR signal.

Specific methods in this technique have been further categorised by whether they are ‘blind’: that is, whether they specify a parametric form to be fit, or whether the form is blindly identified by a statistical method.

Parametric Methods. The earliest example of foreground modelling was the fitting of smooth polynomials of varying order (e.g., McQuinn et al., 2006; Bowman et al., 2006). A more statistical approach is that of ‘correlated component analysis’ (CCA) (Ricciardi et al., 2010), which invokes an empirical parametric form for each of the foreground components along with a linear mixing algorithm. For an application of CCA to simulated data, see Bonaldi & Brown (2015). These methods have the inherent advantage of simplicity and the ability to impose any physical knowledge of the foreground structure directly. Conversely, they suffer from the potential to over-fit and destroy the signal, as well as from ambiguity in the specification of a parametrisation.

Non-Parametric Methods. One may alternatively propose a set of arbitrary bases to assume the role of a mixing matrix

in the process of blind source separation. This alleviates the potential for over-fitting, and removes the ambiguity of form specification, to the detriment of simplicity and ability to directly input prior knowledge. The most well-known implementations of this approach are fast independent component analysis (FastICA; Chapman et al., 2012) and generalised morphological component analysis (GMCA; Chapman et al., 2013). The latter appears to be the most robust approach in the foreground subtraction category (Chapman et al., 2015), and has been used as part of the LOFAR EoR pipeline (Patil et al., 2017).

2.4.3.2 Foreground Avoidance An inherent danger with foreground subtraction methods is the fact that, even post-subtraction, residuals may dominate over the signal due to overfitting or mis-subtraction. A more conservative route lies in first representing the data as a cylindrical power spectrum, i.e., separating line-of-sight modes, k_{\parallel} , from perpendicular modes, k_{\perp} . In this space, the foreground contributions are seen to occupy a low- k_{\parallel} region known as the ‘wedge’. This region has a reasonably sharp demarcation, and its complement is designated the EoR ‘window’ (Liu et al., 2014b,a). In principle, a final averaging purely over window modes yields a pristine power spectrum of the signal, and this has been employed by the PAPER project (Ali et al., 2015) and can inform instrument design (e.g., DeBoer et al., 2017).

This approach has the major drawback that a wide range of high-signal modes are unused (Chapman et al., 2016; Liu et al., 2014a). A more optimal general approach was developed by Liu et al. (2014b,a), based on the minimum variance estimator formalism of Liu & Tegmark (2011). This method hinges upon defining the data covariance of the ‘junk’ (i.e., the instrumentally distorted foregrounds and other systematics), either empirically (Dillon et al., 2015) or parametrically (Trott et al., 2016), and consistently suppresses modes which are foreground-dominated, optimally using all information.

A difficulty with parametric covariance is the suitable specification of the complex foreground models in the presence of instrumental effects. Accordingly, the Cosmological HI Power Spectrum Estimator (CHIPS; Trott et al., 2016), for example, employs simplistic prescriptions, with EG sources obeying empirical power-law source counts and uniform spatial distributions and GS emission obeying an isotropic power-law angular spectrum. Recent studies have begun to relax these simplifications, for example, Murray et al. (2017) define the EG point-source covariance in the presence of angular clustering.

2.4.3.3 Summary and Outlook A number of systematic comparisons of foreground mitigation methods have been performed. Chapman et al. (2015) compared foreground subtraction methods and found that GMCA proves the most robust to realistic foreground spectra. Alonso et al. (2015a) unified a number of subtraction methods under a common mathematical framework and showed that for a large suite

of fast simulations the methods perform comparably. Chapman et al. (2016) compared subtraction with avoidance, finding that they are complementary: avoidance recovers small scales well, while subtraction recovers large scales well. More specifically, Jacobs et al. (2016) compared the entire data pipelines used for the MWA analysis, including a basic avoidance technique (Barry et al., 2019, epsilon;), empirical covariance (Dillon et al., 2015) and parametric covariance (Trott et al., 2016). For the MWA data, each was shown to perform comparably.

Looking to the future, several challenges have been identified. One such challenge is the potential for polarisation leakage, which may induce a higher amplitude of small-scale structure on the foregrounds, obscuring the signal (Moore et al., 2017; Asad et al., 2015, 2016; Asad et al., 2018). Another challenge is to improve the fidelity of EG source covariances. In particular, to date a distribution of source sizes has not been considered, and neither is the faint-source population constrained to any significant degree at EoR-pertinent frequencies. More theoretically, attempts to consistently unify the avoidance and subtraction approaches must be furthered in order to extract maximal information from the data (see, e.g., Ghosh et al., 2015; Sims et al., 2016; Sims et al., 2017, for examples of Bayesian frameworks). Finally, an assortment of instrumental effects such as baseline mode-mixing (Hazelton et al., 2013) must be overcome.

Despite these challenges, the increasing depth of low-frequency targeted foreground observations along with theoretical advancement of foreground techniques ensures that the EoR cannot hide forever.

2.5 Summary

We have identified some of the key areas where SKA observations of the 21 cm signal are likely to impact fundamental physics as:

1. Cosmological parameters, especially neutrino mass and constraints on warm dark matter models (and other possible properties of dark matter).
2. Variations in fundamental constants (e.g., the fine structure constant).
3. Detecting the integrated Sachs-Wolfe effect in cross-correlation with galaxy catalogues.
4. Constraints on inflationary models and measurement of the runnings of the spectral index.
5. Tests of statistical anisotropy.
6. CMB spectral distortions and dissipation processes.

We have indicated the challenges in the detection of the EoR signal with upcoming experiments, including the systematic imposed by the uncertainties in the astrophysics during these epochs, and ways to effectively isolate this to recover the underlying fundamental physics. We also briefly described synergies with other surveys during the same epochs, which allow cross-correlations that eliminate systematic effects to a large extent. Finally, we commented

on the challenges from foregrounds at these frequencies, and the techniques for the foreground mitigation by both subtraction and avoidance methods.

Overall, the combination of (i) accurate astrophysical modelling of reionisation and the first stars, (ii) advances in detection techniques and foreground mitigation, and (iii) synergies with various other cosmological probes promises an optimistic outlook for observing the epochs of cosmic dawn and reionisation with the SKA, and for deriving exciting fundamental physics constraints from these as yet unobserved phases of the universe.

3 GRAVITY AND GRAVITATIONAL RADIATION

Gravity plays a crucial role in astrophysics on all scales. While Einstein's General Theory of Relativity is our best theory, meeting all observational tests to date, there remain a number of open problems in astrophysics and cosmology that have, at their heart, the question of whether GR is the correct theory of gravity. In this section, we consider the ways in which the SKA will bring new opportunities for tests of theories of gravity at various length scales.

3.1 Introduction

3.1.1 General Relativity and Modified Gravity

To date, GR has passed every test with flying colours. The most stringent of these have been carried out in the solar system and with binary pulsars (Will, 2014; Stairs, 2003; Wex, 2014; Shao & Wex, 2016; Kramer, 2016), where a wide range of deviations from GR have been essentially ruled out with extremely high precision. The recent direct measurement of gravitational waves by Advanced LIGO/Virgo has produced a new opportunity to validate GR in a very different physical situation, i.e., a highly dynamical, strong-field spacetime (Abbott et al., 2016c, 2017), and a growing variety of cosmological tests of gravity are beginning to be carried out with ever-increasing precision (Joyce et al., 2015; Bull et al., 2016). These are just a few of the regimes in which new gravitational phenomena could be hiding, however (Baker et al., 2015), and most have not yet been tested with the high precision that is characteristic of solar system tests. Furthermore, intriguing clues of possible deviations from GR have been emerging (e.g., in recent studies of dark matter and dark energy) but are far from decisive, and remain open to interpretation. Finally, GR may turn out to be the low-energy limit of a more fundamental quantum gravity theory, with hints of the true high-energy theory only arising in relatively extreme physical situations that we have yet to probe. As such, testing GR across a broader range of physical regimes, with increasing precision, stands out as one of the most important tasks in contemporary fundamental physics. The SKA will be a remarkably versatile instrument for such tests, as we will discuss throughout this section.

An important tool in extending tests of GR into new

regimes has been the development of a variety of alternative gravity theories (Clifton et al., 2012b). These give some ideas of what possible deviations from GR could look like, and help to structure and combine observational tests in a coherent way. While there are many so-called *modified gravity* theories in existence, it is possible to categorise them in a relatively simple way, according to how they break Lovelock's theorem (Lovelock, 1971). This is a uniqueness theorem for GR; according to Lovelock's theorem, GR is the only theory that is derived from a local, four-dimensional action that is at most second order in derivatives only of the spacetime metric. Any deviation from these conditions *breaks* the theorem, giving rise to an alternative non-GR theory that may or may not have a coherent structure. For example, one can add additional gravitational interactions that depend on new scalar or tensor degrees of freedom (e.g. Horndeski or bigravity models respectively), add extra dimensions (e.g., Randall-Sundrum models), introduce non-local operators (e.g. non-local gravity), higher-order derivative operators (e.g., $f(R)$ theory), or even depart from an action-based formulation altogether (e.g., emergent spacetimes). Each of these theories tends to have a complex structure of its own, which is often necessary to avoid pathologies such as *ghost* degrees of freedom, derivative instabilities and so forth. Viable theories are also saddled with the need to reduce to a theory very close to GR in the solar system, due to the extremely restrictive constraints on possible deviations in that regime. The result is that most viable modified gravity theories predict interesting new phenomena — for example screening mechanisms that shield non-GR interactions on small scales as in Chameleon gravity (Khouri & Weltman, 2004a,b), — which in turn inform the development of new observational tests. Unsuccessful searches for these new phenomena can constrain and even rule out specific subsets of these theories, and test GR in the process.

3.1.1.1 Testing relativistic gravity with radio pulsar timing

Pulsar timing involves the use of large-area radio telescopes or arrays to record the so-called times of arrival (TOAs) of pulsations from rotating radio pulsars. Millisecond pulsars (MSPs) are especially stable celestial clocks that allow timing precision at the nanosecond level (Taylor, 1992; Stairs, 2003). Such precision enables unprecedented studies of neutron star astronomy and fundamental physics, notably precision tests of gravity theories (Wex, 2014; Manchester, 2015; Kramer, 2016).

The TOAs from pulsar timing depend on the physical parameters that describe the pulsar system. These include the astrometric and rotational parameters of the pulsar, velocity dispersion in the intervening interstellar medium, and the motion of the telescope in the solar system (including the movement and the rotation of the Earth). If the pulsar is in a binary system, the TOAs are also affected by the orbital motion of the binary, which in turn depend on the underlying gravity theory (Damour & Taylor, 1992; Edwards

et al., 2006). Deviations from GR — if any — will manifest in TOAs, and different kinds of deviations predict different *residuals* from the GR template.

The double pulsar J0737–3039 (Kramer et al., 2006) represents the state-of-the-art in the field. Five independent tests have already been made possible with this system. GR passes all of them. When the SKA is operating, the double pulsar will provide completely new tests, for example measuring the Lense-Thirring effect (Kehl et al., 2017), which probe a different aspect of gravitation related to the spin.

What makes the field of testing gravity with pulsar timing interesting is that, although the double pulsar represents the state-of-the-art, other pulsars can outperform it in probing different aspects of gravity (Wex, 2014). For example, the recently discovered triple pulsar system (with one neutron star and two white dwarfs) is the best system to constrain the universality of free fall (UFF) for strongly self-gravitating bodies (Ransom et al., 2014; Shao, 2016; Archibald et al., 2018). UFF is one of the most important ingredients of the strong equivalence principle (SEP; Will, 2014). When UFF is violated, objects with different self-gravitating energies could follow different geodesics (Damour & Schaefer, 1991). When the SEP is violated, for a binary composed of two objects with different self-gravitating energies, it is very likely that a new channel to radiate away orbital energy will open. If dipole radiation exists (in addition to the quadrupole radiation in GR), a binary will shrink faster, resulting in a new contribution to the time derivative of the orbital period (Damour & Taylor, 1992). For example, this happens in a class of scalar-tensor theories (Damour & Esposito-Farese, 1996), and in these theories, the dipole radiation might also be enhanced due to the strong field of neutron star interiors. Binary pulsars have provided the best constraints for this phenomenon (Freire et al., 2012; Shao et al., 2017).

Pulsars can be used to test the validity of theories (de Cesare & Sakellariadou, 2017; de Cesare et al., 2016) that lead to time variation of Newton’s gravitational constant. A time varying Newton’s constant will contribute to the decay of the binary orbit as (Damour et al., 1988; Nordtvedt, 1990)

$$\frac{\dot{P}}{P} = -2 \frac{\dot{G}}{G} \left[1 - \left(1 + \frac{m_c}{2M} \right) s \right], \quad (3)$$

where P , m_c , M stand for the orbital period, the companion mass, and the sum of the masses of the pulsar and its companion, respectively, and s denotes a *sensitivity* parameter. Currently the strongest constraint on the temporal variation of the gravitational constant results from lunar laser ranging (LLR) analysis, which sets (Williams et al., 2004)

$$\frac{\dot{G}}{G} = (4 \pm 9) \times 10^{-13} \text{ yr}^{-1}. \quad (4)$$

Pulsar timing of PSRs J1012+5307 (Lazaridis et al., 2009), J1738+0333 (Freire et al., 2012) and J1713+0747 (Zhu et al., 2019) has achieved limits comparable to Equation (4).

Binary pulsars can also be used to test cosmological models that lead to local Lorentz invariance (LLI) viola-

tion. In particular, some modified gravity models, such as the TeVeS (Bekenstein, 2004) or the D-material universe (a cosmological model motivated from string theory that includes a vector field; Elghozi et al., 2016) imply violation of LLI. Possible violation of LLI results in modifications of the orbital motion of binary pulsars (Damour & Esposito-Farese, 1992; Shao & Wex, 2012; Shao, 2014), as well as to characteristic changes in the spin evolution of solitary pulsars (Nordtvedt, 1987; Shao et al., 2013); for the latter, LLI also leads to spin precession with respect to a fixed direction (Shao & Wex, 2012). Hence, LLI violation implies changes in the time-derivative of the orbit eccentricity, of the projected semi-major axis, and of the longitude of the periastron, while it changes the time-behaviour of the pulse profile. The strongest current constraints on LLI violation are set from pulsar experiments, using the timing of binary pulsars.

There is also the potential for the SKA to search for the predicted effects of quantum gravity. Specifically, in a pulsar-black hole (BH) binary system, the disruption effect due to quantum correction can lead to a different gravitational time delay and interferometry of BH lensing. Recently, the discovery of PSR J1745–2900 (Eatough et al., 2013; Rea et al., 2013; Shannon & Johnston, 2013) orbiting the Galactic centre black hole Sgr A* opens up the possibility for precision tests of gravity (Pen & Broderick, 2014). The radio pulses emitted from the pulsar can be lensed by an intervening black hole that is in between the pulsar and observer. Therefore, the gravitational time-delay effect and interferometry between the two light rays can be used to investigate the possible quantum deviations from standard Einstein gravity (Pen & Broderick, 2014). According to Pen & Broderick (2014), the fractal structure of the BH surface due to quantum corrections can destroy any interference between the two light rays from the pulsars. In the future, the SKA will find a large number of pulsar-black hole binary systems, with which we will be able to perform stringent tests of gravity.

Finally, binary pulsars haven been used to constrain a free parameter of a higher-derivative cosmological model, obtained as the gravitational sector of a microscopic model that offers a purely geometric interpretation for the Standard Model (Chamseddine et al., 2007). By studying the propagation of gravitons (Nelson et al., 2010b), constraints were placed on the parameter that relates coupling constants at unification, using either the quadrupole formula for gravitational waves emitted from binary pulsars (Nelson et al., 2010a) or geodesic precession and frame-dragging effects (Lambiase et al., 2013). These constraints will be improved once more rapidly rotating pulsars close to the Earth are observed. Clearly such an approach can be used for several other extended gravity models (Capozziello et al., 2015; Lambiase et al., 2015).

Since the SKA will provide better timing precision and discover more pulsars, all the above tests will be improved significantly (Shao et al., 2015).

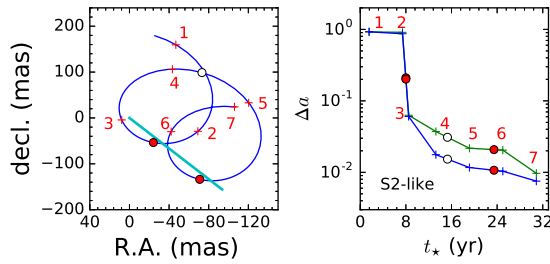


Figure 7. Left: Apparent trajectories on the sky: blue for the pulsar and cyan for the SMBH. Right: Accuracy on the recovered spin magnitude, with green showing results when TOAs on their own are used, and blue showing results from combining both timing and proper motion information. (Zhang & Saha, 2017). The filled red and empty white circles mark the pericentre and apocentre, respectively, of the pulsar orbit. The curves are interpolated from the computed accuracies at the epochs labelled 1–7.

3.1.1.2 Black-hole physics and Sgr A* Testing black hole physics is an intriguing and challenging task for modern astronomy. Relativity predicts that any astrophysical black hole is described by the Kerr metric and depends solely on its mass and angular momentum (or equivalently spin). Sagittarius A* (Sgr A*), which is the closest example of a supermassive black hole (SMBH), is an ideal laboratory with which the SKA can test gravity theories and the no-hair theorem (Kramer et al., 2004).

Pulsars are extremely precise natural clocks due to their tremendous rotational stability. Thus, a relativistic binary of a pulsar and Sgr A* would be a robust tool for testing relativity in stronger gravitational fields than is available from pulsar binaries with stellar mass companions. Such a test will be important since strong field predictions can be fundamentally different between GR and a number of alternative gravity theories (see Johannsen, 2016, for a review).

The Galactic centre (GC) hosts a large number of young and massive stars within the inner parsec, which can be the progenitors of pulsars (e.g., Paumard et al., 2006; Lu et al., 2013). The population of normal pulsars can be hundreds within distance of $< 4000 AU$ from Sgr A* (e.g., Zhang et al., 2014; Pfahl & Loeb, 2004; Chennamangalam & Lorimer, 2014). The orbits of the innermost ones could be as tight as $\sim 100\text{--}500 AU$ from the SMBH (Zhang et al., 2014). Furthermore, a magnetar recently discovered in this region (Rea et al., 2013; Eatough et al., 2013) also suggests that a population of normal pulsars is likely to be present near the GC, since magnetars are rare pulsars.

To reveal pulsars in the GC region, a high frequency (usually $> 9 GHz$) radio survey is needed as there is severe radio scattering by the interstellar medium at low frequencies. Radio surveys so far have not found any normal pulsars in the innermost parsec of the GC (e.g., Deneva et al., 2009; Macquart et al., 2010; Bates et al., 2011). SKA1-Mid would be capable of revealing pulsars down to 2.4 GHz with spin periods $\sim 0.5s$ in this region (Eatough et al., 2015). The timing accuracy of pulsars for SKA after ~ 1 hour integration can reach $\sigma_T \approx 100 \mu s$ (Liu et al., 2012) at a frequency of

$\gtrsim 15 GHz$, and $\sigma_T \approx 0.1\text{--}10 ms$ if the frequency is between $\gtrsim 5 GHz$ and $\lesssim 15 GHz$. Besides the timing measurements, proper motions would be measurable for these pulsars. Finally, the baselines of the SKA are expected to be up to $\sim 3000 km$, and thus it can provide image resolution up to 2 mas at 10 GHz (Godfrey et al., 2012) and astrometric precision reaching $\sim 10 \mu s$ (Fomalont & Reid, 2004).

The relativistic effects cause orbital precession of the pulsars orbiting Sgr A*, in both the argument of pericentre and the orbital plane. A number of previous studies have focussed on the relativistic effects according to the orbital averaged precession over multiple orbits (e.g., Wex & Kopeikin, 1999; Pfahl & Loeb, 2004; Liu et al., 2012; Psaltis et al., 2016) or the resolved orbital precession within a few orbits (Angélil & Saha, 2010; Angélil et al., 2010). These studies implement post-Newtonian techniques based on Blandford & Teukolsky (1976), Damour & Deruelle (1986), and Hobbs et al. (2006), or a mixed perturbative and numerical approach (Angélil et al., 2010). For a pulsar orbiting an SMBH, it is also feasible to implement full relativistic treatments (Zhang et al., 2015; Zhang & Saha, 2017).

The TOAs of pulsars rotating around Sgr A* are affected by a number of relativistic effects, e.g., Einstein delay and Shapiro delay (Damour & Deruelle, 1986; Taylor, 1992). The orbital precession caused by frame-dragging and quadrupole moment effects also impact the TOAs. Recent studies have found that the frame-dragging effect in TOAs for a pulsar-Sgr A* binary are quite strong compared to the timing accuracies of the pulsar (Liu et al., 2012; Psaltis et al., 2016), i.e., orders of 10–100 s per orbit while the timing accuracies are typically $\sim 0.1 ms$ (Zhang & Saha, 2017). Current TOA modelling assumes that the orbital precession increases linearly with time. However, it is found to be inaccurate compared to the TOA accuracy; thus, more sophisticated modelling of TOAs are needed, e.g., explicitly solving the geodesic equation of the pulsars and the propagation trajectories of the photons (Zhang & Saha, 2017).

Frame-dragging and quadrupole momentum effects can be tightly constrained by observing relativistic pulsar-Sgr A* binaries. If the orbital period of a pulsar is $\sim 0.3 yr$, the frame-dragging and the quadrupole moment effect of the SMBH can be constrained down to $\sim 10^{-2}\text{--}10^{-3}$ and $\sim 10^{-2}$, respectively, within a decade, providing timing accuracies of $\sigma_T \sim 100 \mu s$ (Liu et al., 2012). By monitoring a normal pulsar with an orbital period of $\sim 2.6 yr$ and an eccentricity of 0.3–0.9, and assuming a timing accuracy of 1–5 ms, the magnitude, the line-of-sight inclination, the position angle of the SMBH spin can be constrained with 2σ errors of $10^{-3}\text{--}10^{-2}$, $0.1^\circ\text{--}5^\circ$ and $0.1^\circ\text{--}10^\circ$, respectively, after ~ 8 years (Zhang & Saha, 2017). Even for pulsars in orbits similar to the currently detected stars S2/S0-2 or S0-102, the spin of the SMBH can still be constrained within 4–8 yr (Zhang & Saha, 2017); see Figure 7. Thus, any pulsar located closer than $\sim 1000 AU$ from the SMBH is plausible for GR spin measurements and tests of relativity.

Combining timing and astrometric measurements of GC

pulsars, the mass and distance of Sgr A* can be constrained with extremely high accuracy. If the proper motion of pulsars can be determined with an accuracy of $10 \mu\text{as}$ along with timing measurements, the mass and the distance of the SMBH, can be constrained to about $\sim 1 M_{\odot}$ and $\sim 1 \text{ pc}$, respectively (Zhang & Saha, 2017).

It is important to note, however, that GC pulsars would experience gravitational perturbations from other masses, such as stars or other stellar remnants. These (non-relativistic) perturbations may obscure the spin-induced signals outside $\gtrsim 100\text{--}400 \text{ AU}$ (Merritt et al., 2010; Zhang & Iorio, 2017). Outside this region, how to remove this Newtonian “foreground” remains an unsolved problem. One possible filtering strategy may be to use wavelets (Angéil & Saha, 2014).

3.1.1.3 Cosmological tests of gravity While GR has proven robust against all observational and experimental tests that have been carried out so far, most of these have been restricted to the solar system or binary pulsar systems – i.e. firmly in the small-scale, weak field regime. The recent LIGO gravitational wave detection has added a valuable strong field test of GR to the roster, but it is the relatively poorly-constrained cosmological regime that has perhaps the greatest chance of offering a serious challenge to Einstein’s theory. The application of GR to cosmology represents an extrapolation by many orders of magnitude from where the theory has been most stringently tested, out to distance scales where unexpected new gravitational phenomena – specifically, dark matter and dark energy – have been discovered to dominate the Universe’s evolution. While it may yet be found that these have ‘conventional’ explanations, perhaps in terms of extensions to the Standard Model of particle physics, the fact remains that they have so far *only* been detected through their gravitational influence. As such, it is of utmost importance to examine whether the extrapolation of GR out to cosmological distances could be to blame for the appearance of these effects – perhaps we are interpreting our observations in the context of the wrong gravitational theory?

Cosmological tests of GR are still in their infancy, however. While most ‘background’ cosmological parameters are now known to better than 1% precision, additional parameters that describe possible deviations from GR are considerably less well constrained. Recent measurements of the growth rate of large scale structure have been made at the 10% level, for example, while many alternative theories of gravity have never even been subjected to tests beyond a comparison with background parameter constraints from (e.g.) the CMB. It is clear, then, that there is some way to go before constraints on GR in the cosmological regime approach the accuracy that has been achieved in the small-scale, weak field limit.

The SKA is expected to play a central role in a multitude of high-precision tests of GR in cosmological settings, often in synergy with other survey experiments in different

wavebands. In this section, we consider several examples of how SKA1 and SKA2 will contribute to precision cosmological tests of GR, including: growth rate and slip relation measurements with galaxy clustering and weak lensing observations; tests of gravity and dark energy using the 21-cm intensity mapping technique; detecting relativistic effects on ultra-large scales; peculiar velocity surveys; and void statistics.

On linear sub-horizon scales, there are two main ways in which deviations from GR can affect cosmological observables: by modifying how light propagates, and by modifying how structures collapse under gravity (Amendola et al., 2013). Both effects can be probed using large statistical samples of galaxies, for example by measuring the weak lensing shear and redshift-space distortion signals. At optical wavelengths, these observations are the preserve of photometric (imaging) and spectroscopic redshift surveys respectively, but radio observations offer several alternative possibilities for getting at this information.

3.1.1.4 Radio weak lensing: Effective weak lensing surveys can be performed using radio continuum observations (Brown et al., 2015), where the total emission from each galaxy is integrated over the entire waveband to increase signal-to-noise. SKA1-Mid has excellent $u-v$ plane coverage, making it possible to image large numbers of galaxies and measure their shapes. It will perform a large continuum galaxy survey over an area of several thousand square degrees (Jarvis et al., 2015a), achieving a sky density of suitable lensed sources of 2.7 arcmin^{-2} at a mean redshift of ~ 1.1 (Harrison et al., 2016). This is a substantially lower number density than contemporary optical surveys; for example, the Dark Energy Survey (DES) will yield $\sim 12 \text{ arcmin}^{-2}$ at a mean redshift of 0.6. However, forecasts suggest that the two surveys should constrain cosmological parameters with a similar level of accuracy — for example, both SKA1 and DES lensing surveys should produce $\mathcal{O}(10\%)$ constraints on the parameter Σ_0 , which parametrises deviations of the lensing potential from its GR behaviour (Harrison et al., 2016). This is mainly due to the stronger lensing signal from a significant high-redshift tail of continuum sources that compensates for the lower source number density. Corresponding forecasts for SKA2 suggest that a number density of 10 arcmin^{-2} will be achievable at a mean redshift of 1.3, for a survey covering $30\,000 \text{ deg}^2$, yielding $\sim 4\%$ constraints on Σ_0 (Harrison et al., 2016), surpassing what will be possible with Euclid. While SKA alone will produce strong constraints on modified gravity lensing parameters, the combination of SKA with optical lensing surveys should be the ultimate goal, as the two different methods have very different systematics that should mostly drop out in cross-correlation, producing much ‘cleaner’ lensing signals with enhanced signal-to-noise (Bonaldi et al., 2016; Camera et al., 2017).

3.1.1.5 Redshift-space distortions and peculiar velocities from HI galaxies SKA1 will have the sensitivity and spectral

resolution to perform several different types of spectroscopic galaxy surveys, using the 21 cm emission line from HI. The simplest is a redshift survey, where the 21 cm line is detected for as many galaxies as possible, with a signal-to-noise ratio sufficient only to get a fix on each redshift. Both SKA1 and SKA2 will be able to perform very large redshift surveys; the SKA1 version will be restricted to quite low redshifts, due to the steepness of the sensitivity curve for HI (Yahya et al., 2015; Harrison et al., 2017), while the SKA2 version will be essentially cosmic variance limited from redshift 0 to ~ 1.4 for a survey covering $30,000 \text{ deg}^2$ (Yahya et al., 2015; Bull, 2016). Precise spectroscopic redshifts allow the galaxy distribution to be reconstructed in 3D down to very small scales, where density fluctuations become non-linear, and galaxies have substantial peculiar velocities due to their infall into larger structures. These velocities distort the 3D clustering pattern of the galaxies into an anisotropic pattern, as seen in redshift-space. The shape of the anisotropy can then be used to infer the velocity distribution, and thus the rate of growth of large-scale structure. HI redshift surveys with SKA1 and SKA2 will both be capable of precision measurements of these RSDs, with SKA1 yielding $\sim 10\%$ measurements of $f\sigma_8$ (the linear growth rate multiplied by the normalisation of the matter power spectrum) in several redshift bins out to $z \approx 0.5$, and SKA2 yielding $\lesssim 1\%$ measurements out to $z \approx 1.7$ (Bull, 2016). See Figure 8 for a comparison with other surveys.

Note that redshift surveys are not the only possibility – one can also try to spectrally resolve the 21 cm lines of galaxies with high signal-to-noise ratios, and then measure the width of the line profile to obtain their rotation velocities. This can then be used in conjunction with the Tully-Fisher (TF) relation that connects rotation velocity to intrinsic luminosity to directly measure the distances to the galaxies, making it possible to separate the cosmological redshift from the Doppler shift due to the peculiar velocity of the galaxy. Direct measurements of the peculiar velocity are highly complementary to RSDs, as they measure the growth rate in combination with a different set of cosmological parameters (i.e., they are sensitive to $\alpha = f[z]H[z]$). The recovered velocity field can also be cross-correlated with the density field (traced by the galaxy positions), resulting in a significant enhancement in the achievable growth rate constraints if the source number density is high enough (Koda et al., 2014). SKA1 will be able to perform a wide, highly over-sampled TF peculiar velocity measurement at low redshift (cf., the sensitivity curves of Yahya et al., 2015), potentially resulting in better constraints on the growth rate than achievable with RSDs. The peculiar velocity data would also be suitable for testing (environment-dependent) signatures of modified gravity due to screening, as discussed by Hellwing et al. (2014) and Ivarsen et al. (2016).

3.1.1.6 21-cm intensity mapping 21-cm intensity mapping (Battye et al., 2004; Chang et al., 2008) is an innovative technique that uses HI to map the three-dimensional large-

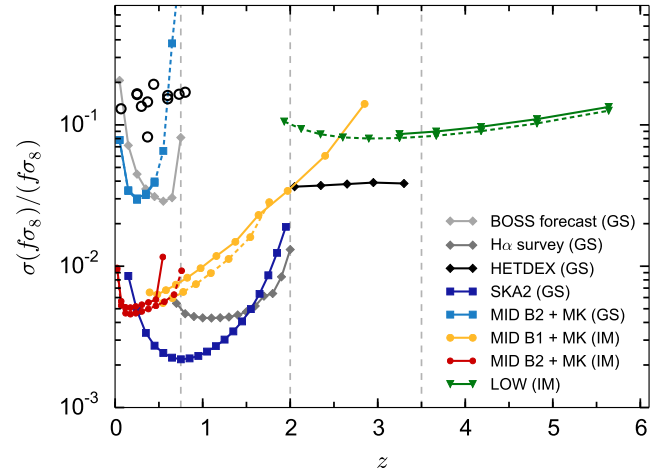


Figure 8. Comparison of predicted constraints on the growth rate, $f\sigma_8$, from RSD measurements with various SKA and contemporary optical/near-infrared surveys. ‘GS’ denotes a spectroscopic galaxy survey, while ‘IM’ denotes an intensity mapping survey. The open circles show a compilation of recent RSD measurements. Taken from Bull (2016).

scale structure of the Universe. Instead of detecting individual galaxies like traditional optical or radio galaxy surveys, HI intensity mapping surveys measure the intensity of the redshifted 21-cm emission line in three dimensions (across the sky and along redshift).

The possibility of testing dark energy and gravity with the SKA using 21-cm intensity mapping has been studied extensively (Santos et al., 2015). More specifically, it has been shown that an intensity mapping survey with SKA1-Mid can measure cosmological quantities like the Hubble rate $H(z)$, the angular diameter distance $D_A(z)$, and the growth rate of structure $f\sigma_8(z)$ across a wide range of redshifts (Bull et al., 2015), at a level competitive with the expected results from Stage IV optical galaxy surveys like Euclid (Amendola et al., 2018). For example, a very large area SKA1-Mid intensity mapping survey can achieve sub-1% measurements of $f\sigma_8$ at $z < 1$ (Bull, 2016).

However, the intensity mapping method is still in its infancy, with the major issue being foreground contamination (which is orders of magnitude larger than the cosmological signal) and systematic effects. These problems become much more tractable in cross-correlation with optical galaxy surveys, since systematics and noise that are relevant for one type of survey but not the other are expected to drop out (Masui et al., 2013a; Pourtsidou et al., 2016; Wolz et al., 2017a). Therefore, cross-correlating the 21-cm data with optical galaxies is expected to alleviate various systematics and lead to more robust cosmological measurements.

As an example, we can consider cross-correlating an HI intensity mapping survey with SKA1-Mid with a Euclid-like optical galaxy clustering survey, as discussed by Pourtsidou et al. (2017). Assuming an overlap $A_{\text{sky}} = 7000 \text{ deg}^2$, it was found that very good constraints can be achieved in $(f\sigma_8, D_A, H)$ across a wide redshift range $0.7 \leq z \leq 1.4$,

Table 1 Forecasted fractional uncertainties on $\{f\sigma_8, D_A, H\}$ assuming the SKA1-Mid intensity mapping and Euclid-like spectroscopic surveys.

z	$\delta(f\sigma_8)/(f\sigma_8)$	$\delta D_A/D_A$	$\delta H/H$
0.7	0.04	0.03	0.02
0.8	0.05	0.03	0.02
0.9	0.05	0.03	0.03
1.0	0.06	0.04	0.03
1.1	0.07	0.04	0.03
1.2	0.08	0.05	0.03
1.3	0.10	0.06	0.03
1.4	0.11	0.06	0.04

where dark energy or modified gravity effects are important (see Table 1). Furthermore, it was found that combining such a survey with CMB temperature maps can achieve an ISW detection with a signal-to-noise ratio ~ 5 , which is similar to the results expected from future Stage IV galaxy surveys. Detecting the ISW effect in a flat Universe provides direct evidence for dark energy or modified gravity.

3.1.1.7 Relativistic effects on ultra-large scales Thanks to the unmatched depth of continuum radio galaxy surveys, the large sky coverage, and the novel possibilities available with HI intensity mapping, the SKA will probe huge volumes of the Universe, thus allowing us to access the largest cosmic scales. Scales close to the cosmic horizon and beyond carry valuable information on both the primeval phases of the Universe’s evolution and on the law of gravity.

On the one hand, peculiar inflationary features such as primordial non-gaussian imprints are strongest on the ultra-large scales. On the other hand, if we study cosmological perturbations with a fully relativistic approach, a plethora of terms appears in the power spectrum of number counts besides those due to Newtonian density fluctuations and RSDs (Challinor & Lewis, 2011; Bonvin & Durrer, 2011; Yoo et al., 2012; Jeong et al., 2012; Alonso et al., 2015b). For instance, lensing is known to affect number counts through the so-called magnification bias; but other, yet-undetected effects like time delay, gravitational redshift and Sachs-Wolfe and integrated Sachs-Wolfe-like terms also contribute on the largest cosmic scales. To measure such relativistic corrections would mean to further thoroughly confirm Einstein’s gravity, in a regime far from where we have accurate tests of it. Otherwise, if we found departures from the well known and robust relativistic predictions, this would strongly hint at possible solutions of the dark matter/energy problems in terms of a modified gravity scenario (Lombriser et al., 2013; Baker et al., 2014b; Baker & Bull, 2015).

Alas, measurements on horizon scales are plagued by cosmic variance. For instance, forecasts for next-generation surveys show that relativistic effects will not be detectable using a single tracer (Camera et al., 2015e; Alonso & Ferreira,

2015) and primordial non-gaussianity detection is limited to $\sigma(f_{\text{NL}}) \gtrsim 1$ (Camera et al., 2015a; Raccanelli et al., 2015). This calls for the multi-tracer technique (MT), developed for biased tracer of the large-scale cosmic structure and able to mitigate the effect of cosmic variance (Seljak, 2009; Abramo & Leonard, 2013; Ferramacho et al., 2014). Fonseca et al. (2015) showed that the combination of two contemporaneous surveys, a large HI intensity mapping survey with SKA1 and a Euclid-like optical/near-infrared (NIR) photometric galaxy survey, will provide detection of relativistic effects, with a signal-to-noise of about 14. Forecasts for the detection of relativistic effects for other combinations of radio/optical surveys are discussed by Alonso & Ferreira (2015).

3.1.1.8 Void statistics As a particular case for the SKA, we consider number counts of voids, and forecast cosmological parameter constraints from future SKA surveys in combination with Euclid, using the Fisher-matrix method (see also §5.4.2). Considering that additional cosmological information is also available in, e.g., shapes/profiles, accessible with the SKA, voids are a very promising new cosmological probe.

We consider a flat Λ CDM cosmology (i.e., a CDM cosmology with a constant equation of state, w) with a modified-gravity model described by a growth index $\gamma(a) = \gamma_0 + \gamma_1(1 - a)$ (Di Porto et al., 2012). The void distribution is modelled following Sahlén et al. (2016) and Sahlén & Silk (2018), here also taking into account the galaxy density and bias for each survey (Yahya et al., 2015; Raccanelli et al., 2016c). The results are shown in Figure 9. The combined SKA1-Mid and Euclid void number counts could achieve a precision $\sigma(\gamma_0) = 0.16$ and $\sigma(\gamma_1) = 0.19$, marginalised over all other parameters. The SKA2 void number counts could improve on this, down to $\sigma(\gamma_0) = 0.07$, $\sigma(\gamma_1) = 0.15$. By using the powerful degeneracy-breaking complementarity between clusters of galaxies and voids (Sahlén et al., 2016; Sahlén & Silk, 2018; Sahlén, 2019), SKA2 voids + Euclid clusters number counts could reach $\sigma(\gamma_0) = 0.01$, $\sigma(\gamma_1) = 0.07$.

3.2 Gravitational-Wave Astronomy

3.2.1 Understanding gravitational-wave sources

Gravitational waves (GWs) may be sourced by an astrophysical object (compact objects such as neutron stars and black holes) or they can be of a cosmological origin. Binaries of coalescing compact objects constitute the main goal of ground-based interferometers. Processes operating in the early universe may lead to a stochastic gravitational wave background, offering a unique opportunity to understand the laws that operated at such high energies, as gravitational waves are out of thermal equilibrium since the Planck scale. Possible sources of gravitational waves of cosmological origin are inflation, particle production, preheating, topological defects like cosmic strings, and first order phase transitions.

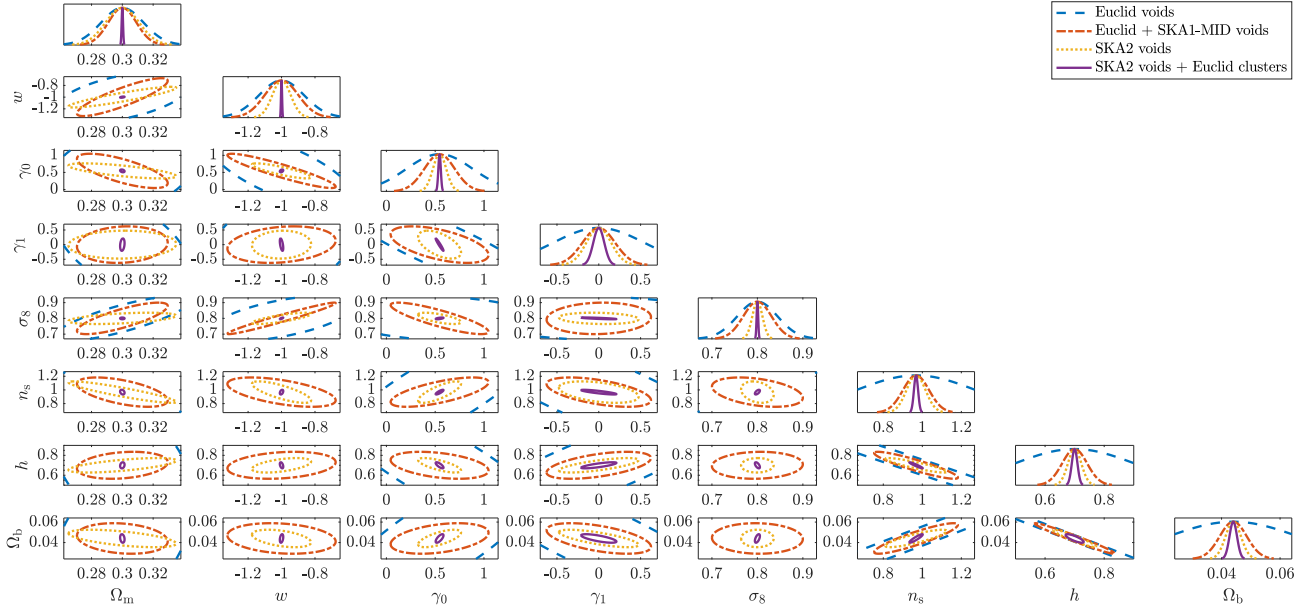


Figure 9. Forecast 68% parameter confidence constraints for a flat w CDM model with time-dependent growth index of matter perturbations. Note the considerable degeneracy breaking between the Euclid and SKA1 void samples, and between the SKA2 void and Euclid cluster samples. SKA1-Mid covers 5000 deg^2 , $z = 0 - 0.43$. SKA2 covers $30,000 \text{ deg}^2$, $z = 0.1 - 2$. Euclid voids covers $15,000 \text{ deg}^2$, $z = 0.7 - 2$. Euclid clusters covers $15,000 \text{ deg}^2$, $z = 0.2 - 2$. The fiducial cosmological model is given by $\{\Omega_m = 0.3, w = -1, \gamma_0 = 0.545, \gamma_1 = 0, \sigma_8 = 0.8, n_s = 0.96, h = 0.7, \Omega_b = 0.044\}$. We have also marginalised over uncertainty in void radius and cluster mass (Sahlén & Silk, 2018), and in the theoretical void distribution function (Pisani et al., 2015).

3.2.2 Detection of gravitational waves with SKA galaxy surveys

Galaxy catalogues can be used to detect GWs; the idea of looking at the angular motion of sources both in the Milky Way (Jaffe, 2004; Book & Flanagan, 2011) and on extragalactic scales dates back to the 1980s (see, e.g., Linder, 1986, 1988; Braginsky et al., 1990; Kaiser & Jaffe, 1997).

The possibility of detecting GWs using SKA galaxy surveys has been investigated recently by Raccañelli (2017), by looking at what has been defined ‘cosmometry’, i.e., the high redshift equivalent of astrometry: the passage of a stochastic gravitational wave background (SGWB) will cause the angular position of distant sources to oscillate. The oscillations have a zero average, but the RMS is proportional to the strain of the passing GWs. Therefore, by means of a statistical analysis of galaxy correlations, it could be possible to detect GWs from the early Universe.

Another possibility comes from using galaxy catalogues obtained with the SKA and their statistics to detect the presence of an SGWB from the effect of tensor perturbations; gravitational waves are tensor perturbations, and so a background of them will have effects on galaxy clustering and gravitational lensing statistics (see also Jeong & Schmidt, 2012; Schmidt & Jeong, 2012).

3.2.3 Pulsar timing arrays

Pulsar timing arrays (PTAs) use the ‘quadrupole correlation’ (the Hellings-Downs curve) in the timing residuals from an array of pulsars, aiming to detect low-frequency

GWs in the frequency range $10^{-9} - 10^{-6} \text{ Hz}$ (Hellings & Downs, 1983; Foster & Backer, 1990; Hobbs & Dai, 2017). The Parkes PTA collaboration (PPTA; Manchester et al., 2013) was established in 2004, followed in 2007 by the European PTA (EPTA; Kramer & Champion, 2013), and the North American Nanohertz Observatory for Gravitational Waves (NANOGrav; McLaughlin, 2013). PPTA, EPTA, and NANOGrav form the International PTA collaboration (IPTA; Verbiest et al., 2016) to share data and algorithm among different PTAs. When the SKA is online, it will boost the PTA efforts to detect low-frequency GWs (Kramer et al., 2004; Janssen et al., 2015).

There are various GW sources for PTAs (Janssen et al., 2015). For example, cosmic strings, one-dimensional topological defects, arise naturally in many field theories as a particular class of false vacuum remnants (Jeannerot et al., 2003). A loop of invariant string length ℓ , has a period $T = \ell/2$ and oscillates at a fundamental frequency $\omega = 4\pi/\ell$. Hence, it radiates gravitational waves with frequencies that are multiples of ω and decays in a lifetime $\ell/(100G\mu)$, where G is Newton’s constant and μ is the mass per unit length for cosmic strings. The loop contribution to the stochastic gravitational wave background is expressed in terms of the frequency f as,

$$\Omega_{\text{GW}} = \frac{f}{\rho_c} \frac{d\rho_{\text{GW}}}{df}, \quad (5)$$

where ρ_c denotes the critical energy density of the universe, and ρ_{GW} depends on the string linear density and therefore on the temperature of the phase transition followed

by spontaneous symmetry breaking leading to the cosmic string production. Pulsar timing experiments are able to test the spectrum of gravitational waves at nanohertz frequencies, while LIGO/Virgo detectors are sensitive in the 10–1000 Hz band.

For understanding the impact of SKA on pulsar timing based GW detection, it is important to estimate the total number of MSPs that can be discovered with the SKA and the typical root mean square (RMS) noise level of pulsar TOAs that can be attained.

In one survey scenario (Smits et al., 2011), SKA1-Mid is expected to detect 1200 MSPs in 53 days of telescope time, and this number will climb up to 6000 MSPs with SKA2-Mid (Smits et al., 2009). It is predicted that one timing observation for 250 MSPs at a signal-to-noise ratio of ~ 100 each—the level at which GW detection becomes feasible for anticipated sources—can be obtained with 6 to 20 hours of telescope time on SKA2-Mid.

The timing precision is determined by the noise budget of the measured TOAs. The RMS of the pulse phase jitter noise and the radiometer noise, the most important noise sources at 100 ns timing precision level, can be estimated by (Cordes & Shannon, 2010; Wang, 2015)

$$\sigma_j \approx 0.28W \sqrt{\frac{P}{t}}, \quad (6)$$

$$\sigma_r \approx \frac{WS}{F\sqrt{2\Delta f t}} \sqrt{\frac{W}{P-W}}. \quad (7)$$

Here P is the pulsar period, t is the integration time, W is the effective pulse width, F is the flux density, Δf is the bandwidth, and $S = \frac{2\eta k}{A_e} T_{\text{sys}}$ is the system equivalent flux density (Wilson et al., 2013), where η is the system efficiency factor (~ 1.0), T_{sys} is the system temperature, A_e is the effective collecting area, and k is Boltzmann’s constant. Using the design parameters for SKA2 and the relevant physical parameters for individual pulsars obtained from simulations (Smits et al., 2009), one finds that for SKA2 the pulse phase jitter noise will be the dominant noise source, comparable to the radiometer noise for most of MSPs. The RMS of total noise σ_t for measured TOA is the quadratic summation of jitter noise and radiometer noise, i.e., $\sigma_t^2 = \sigma_j^2 + \sigma_r^2$.

Figure 10 shows the number of MSPs that can achieve 50 ns, 100 ns, 200 ns, and 500 ns timing precisions, respectively, with varying integration time, t . It turns out that if we choose $t = 5$ min for SKA2-Mid, then there can be about 900 MSPs (out of 6000 MSPs considered by Smits et al., 2009) timed to an RMS level of 100 ns or better. One caveat of our calculation is that we have not considered red timing noise, which is usually less than 100 ns for MSPs (Shannon & Cordes, 2010). Assessing the timing noise in terms of amplitude and spectral index of individual MSPs is one of the most crucial tasks in the data analysis for detecting GWs with PTAs (e.g., Arzoumanian et al., 2016).

Based on these estimates, it appears that a SKA-era PTA with ~ 1000 MSPs timed to $\lesssim 100$ ns at a cadence of one

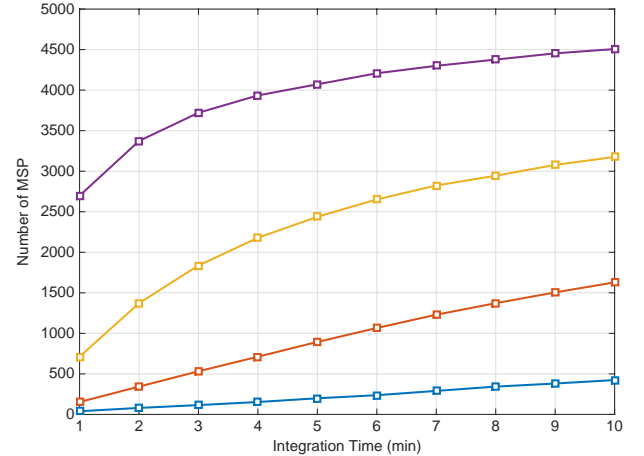


Figure 10. Numbers of MSPs that can archive a certain RMS noise level (or better) with varying integration time. Colour lines indicate different RMS noise levels (from bottom to top): 50 ns (blue), 100 ns (red), 200 ns (yellow), and 500 ns (purple).

timing observation every two weeks may be feasible. Such a PTA will reach a sensitivity that will allow, for example, a $10^{10} M_{\odot}$ redshifted chirp mass supermassive black hole binary (SMBHB) to be detected out to $z \approx 28$ and a $10^9 M_{\odot}$ redshifted chirp mass SMBHB to be detected out to $z \approx 1-2$. This will enable high confidence detection of GWs from some of the existing optically identified SMBHB candidates (Wang & Mohanty, 2017).

Besides the stochastic GW signal from the unresolved SMBHB population that may be detected with SKA1 itself (Janssen et al., 2015), it is likely that some individual SMBHBs will stand out above the SGWB and become resolvable. The data analysis challenge of resolving multiple sources from a background population is likely to be a significant one given the large number of SMBHBs that will be uncovered by an SKA-era PTA. The PTA data analysis methods for resolvable sources (e.g., Ellis et al., 2012; Wang et al., 2014; Zhu et al., 2015; Wang et al., 2015, 2017) must be able to handle multiple sources while taking into account (i) the SGWB from unresolved sources that acts as an unmodelled noise source, and (ii) instrumental and timing noise characterisation across $\sim 10^3$ MSPs. Previous studies (e.g., Babak & Sesana, 2012; Petiteau et al., 2013) of multiple source detection have assumed a simplified model of the GW signal in which the so-called *pulsar term* is dropped and the signal is embedded in white noise with no SGWB. Further development of data analysis methods that can work without these simplifying assumptions is required.

3.3 Primordial gravitational waves (B-modes): polarised foregrounds with SKA

The angular power spectrum of polarised anisotropies in the CMB can be decomposed into E-modes, mainly gen-

erated by perturbations of scalar type in the primordial Universe, and B-modes that could be mainly contributed at low multipoles, ℓ , (i.e., large angular scales) by primordial tensor metric perturbations.⁷ Detecting and characterising primordial B-modes likely represents the unique way to firmly investigate the stochastic field of primordial gravitational waves through the analysis of tensor perturbations they produce. Although other mechanisms can produce tensor perturbations, the multipole dependence of primordial B-modes generated by cosmic inflation is relatively well predicted while their overall amplitude, related to the ratio, $r = T/S$, of tensor to scalar primordial perturbations depends on the inflation energy scale. For this reason, the detection of primordial B-modes received a special attention in current and future CMB polarisation experiments (see, e.g., André et al., 2014; Ishino et al., 2016; Finelli et al., 2018, and references therein).

The foreground signal from extragalactic radio sources (see, e.g., De Zotti et al., 2018, and references therein) generates the most relevant source of contamination for CMB analyses in total intensity and in polarisation at sub-degree angular scales up to a frequency of ~ 100 GHz. The precise modeling of radio source contribution to polarisation anisotropies at small scales is crucial for the accurate treatment and subtraction of the B-mode signal generated by the lensing effect produced on CMB photons by cosmic structures, intervening between the last scattering surface and the current time. Improving lensing subtraction implies a better understanding of the primordial B-modes at intermediate and low multipoles. Thus, the precise assessment of radio source foreground is fundamental for CMB angular power spectrum analyses, and especially for the discovery of primordial B-modes, particularly in the case of low values of r , and, in general, to accurately characterise them. This step needs precise measurements of the contribution of radio sources down to several factors below the source detection threshold of the CMB experiment, related to the noise, background and foreground amplitudes depending on the considered sky area. Indeed, for microwave surveys with \sim arcmin resolution and sensitivity from tens to few hundreds of mJy, sources below the detection limit largely contribute to polarisation fluctuations. However, modern radio interferometers with sensitivity and resolution much better than those of CMB experiments can reveal these source populations. At the same time, complementary high-sensitivity polarisation observations at the frequencies where CMB experiments are carried out will provide useful data for both generating adequate masks and statistically characterising source populations to subtract their statistical contribution below the detection thresholds in angular power spectrum analyses. The SKA will allow researchers to perform deep observations of polarised sources only up to ~ 20 GHz, but probing the

extremely faint tail of their flux density distribution. The estimation of the source polarisation fluctuations from SKA data requires one to extrapolate them to higher frequencies where CMB anisotropies are better determined, and the related errors decrease with the decreasing of flux density detection limits. Thus, the combination of ultra-deep SKA surveys with millimetric observations will be very fruitful to characterise source contribution to polarisation fluctuations at small scales, and then to improve lensing and delensing treatment from high to low multipoles.

An accurate description of SKA continuum surveys can be found in Prandoni & Seymour (2015). The very faint tail of source counts can be firmly assessed by deep and ultra-deep surveys. Furthermore, it is possible to extend the analysis to even weaker flux densities, below the sensitivities of the considered surveys, using methods as described by Condon et al. (2012). This is particularly promising at low frequencies in the case of the continuum surveys dedicated to non-thermal emission in clusters and filaments. The ultra-deep SKA survey aimed at studying the star-formation history of the Universe is planned to have a RMS sensitivity of some tens of nJy per beam with a resolution at arcsec level or better,⁸ to be compared, for example, with the sensitivity levels of tens of μ Jy of present determination of radio source counts at GHz frequencies (see, e.g., Prandoni et al., 2001; Condon et al., 2012), thus representing a substantial improvement for the measurement of number counts and fluctuations of very faint sources. Figure 11 compares the CMB primordial B-mode angular power spectrum for different values of r with the lensing signal and potential residual foregrounds. The signal of the B-mode angular power spectrum for radio sources is displayed for various detection limits, adopting the radio source fluctuation conservative model of Tucci & Toffolatti (2012). Even considering errors from frequency extrapolation (as generously accounted in the Figure assuming a very prudential threshold for the signal), this analysis shows that SKA characterisation of radio source polarisation properties will allow one to reduce their potential residual impact on polarisation fluctuations at essentially negligible levels.

Moreover, with the SKA it will be possible to improve our understanding of Galactic diffuse foregrounds at low frequencies, where polarised synchrotron emission peaks, a key point for B-mode searches, considering that CMB experiments are typically carried out at higher frequencies. This will have particular implications for (i) Galactic synchrotron emission models, (ii) the tridimensional treatment of the Galaxy, as well as (iii) the component of its magnetic field coherent on large scale (Sun et al., 2008; Sun & Reich, 2009, 2010; Fauvet et al., 2011, 2012) that rely on modern numerical methods (Strong & Moskalenko, 1998; Waelkens et al.,

⁷Vector perturbations generate both E- and B-modes, but their contributions are predicted to be typically much less relevant, except for specific models.

⁸According to Condon et al. (2012), considering, as example, frequencies around 1.4 GHz, a source confusion limit of about 10 nJy is derived, thus indicating that, for surveys with RMS sensitivity of tens of nJy, source confusion will not be a crucial limitation over a wide set of frequencies (Burigana et al., 2015).

2009) and turbulence (Cho & Lazarian, 2002). For cosmological applications it may be critical to better characterise also the anomalous microwave emission (AME) that is found to be correlated with dust emission in the far-infrared and is generated by rapidly spinning small dust grains having an electric dipole moment. While its spectrum likely peaks at $\sim 15\text{--}50$ GHz, its polarisation degree on very wide sky areas, likely at the percent level, is still almost unknown. SKA2 will allow to derive accurate maps of AME at low frequencies.

In Figure 11 the CMB B-mode angular power spectrum is compared with potential contaminations from Galactic emissions (evaluated in a sky region excluding the $\sim 27\%$ sky fraction mostly affected by Galactic emission) estimated on the basis of Planck 2015 results (Planck Collaboration et al., 2016b,g). As is well known, the polarised emission from Galactic dust mostly impacts CMB B-mode analyses (BICEP2/Keck Collaboration et al., 2015; Planck Collaboration et al., 2016a), but for detecting and characterising B-modes for $r \lesssim \text{some} \times 10^{-2}$, the accurate understanding of all types of polarised foreground emissions, including synchrotron and AME, is also crucial.

Many cosmological studies are based on analyses carried out on very wide sky areas, thus calling for accurate, large sky coverage Galactic radio emission mapping. The SKA1 continuum surveys (Prandoni & Seymour, 2015) at 1.4 GHz and at 120 MHz, to be performed integrating for about 1–2 years, will have a $\sim 75\%$ sky coverage. A comparison in terms of sensitivity per resolution element with the radio surveys currently exploited in CMB projects data analysis (La Porta et al., 2008) allows one to appreciate the significant improvement represented by future SKA surveys. The SKA 1.4-GHz survey has in fact a sensitivity target ~ 20 times better than the best currently available all-sky 1.4 GHz radio surveys, while the SKA 120-MHz survey is planned to improve in sensitivity of about a factor of 4 with respect to the 408 MHz Haslam map (Haslam et al., 1982).

3.3.1 Galaxy-GW cross-correlation

SKA galaxy maps can be cross-correlated with GW maps from, e.g., laser interferometers to obtain novel measurements potentially able to probe gravity in new ways. One such possibility involves the correlation of GW maps with galaxy catalogues in order to determine the nature of the progenitors of binary black holes. This can be also used to obtain ultra-high precision estimation of cosmological parameters (e.g., Cutler & Holz, 2009), to test cosmological models (Camera & Nishizawa, 2013), or to set constraints on the relation between distance and redshift (Oguri, 2016).

Using the same approach, Raccanelli et al. (2016b) suggested that the cross-correlation between star-forming galaxies and GW maps could constrain the cosmological model in which primordial black holes are the dark matter (see §5.3.6.4 for a discussion of this possibility). Here we follow the same approach, focusing on stellar-mass PBHs, in the mass window probed by the LIGO instrument.

Using galaxy number counts, one can observe the corre-

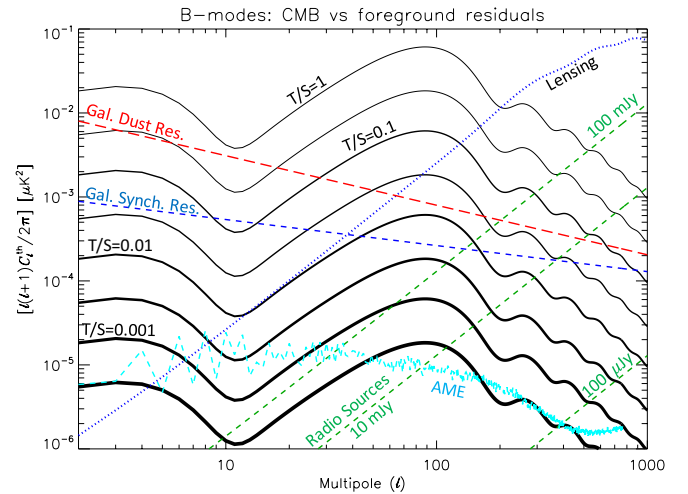


Figure 11. The CMB primordial B-mode polarisation angular power spectrum for different tensor-to-scalar perturbation ratios (from 1 to 3×10^{-4} ; solid black lines) and, separately, the lensing contribution (blue dots). They are compared with estimates of potential residuals from Galactic foregrounds (at 70 GHz) and angular power spectrum from polarised radio sources (at 100 GHz) below different detection thresholds (green dashes; from top to bottom, 100 mJy and 10 mJy, representative of thresholds achievable, respectively, in current and future CMB experiments, and 100 μ Jy representative of potential improvement discussed here). Red long dashes show typical potential residuals from Galactic polarised dust emission extrapolated from 353 GHz assuming an error of 0.01 in the dust grain spectral index. Blue dashes show typical potential residuals from Galactic polarised synchrotron emission extrapolated from 30 GHz assuming an error of 0.02 in the synchrotron emission spectral index. Azure dashes show an estimate of Galactic AME angular power spectrum scaled from total intensity to polarisation assuming a polarisation degree of 2% with, conservatively, all the power in the B-mode (a power two times smaller is expected assuming equal power in E- and B-modes).

lation between galaxies and the hosts of binary black hole mergers. We can compute what constraints on the abundance of PBHs as dark matter (DM) (for the same model of Bird et al., 2016) can be set by cross-correlating SKA surveys with LIGO and Einstein Telescope (ET) GW maps. Considering angular power spectra C_ℓ , that can be computed as (see, e.g., Raccanelli et al., 2008; Pullen et al., 2013):

$$C_\ell^{XY}(z, z') = \langle a_{\ell m}^X(z) a_{\ell m}^{Y*}(z') \rangle \\ = r \int \frac{4\pi dk}{k} \Delta^2(k) W_\ell^X(k, z) W_\ell^Y(k, z'), \quad (8)$$

with $W_\ell^{[X,Y]}$ the window functions of the distribution of sources of different observables, $\Delta^2(k)$ the dimensionless matter power spectrum, and r the coefficient of cross correlation.

We consider radio survey maps from the S-cubed simulation⁹, using the SEX and SAX catalogs, for continuum and HI, respectively, applying a cut to the simulated data appropriate for the assumed flux limit for the considered cases. For all surveys we take $f_{\text{sky}} = 0.75$.

The distribution of GW events can be estimated by:

$$\frac{dN_{\text{GW}}(z)}{dz} \approx \mathcal{R}^m(z) \tau_{\text{obs}} \frac{4\pi \chi^2(z)}{(1+z)H(z)}, \quad (9)$$

where $\mathcal{R}^m(z)$ is the merger rate, τ_{obs} the observation time and $H(z)$ the Hubble parameter.

An important factor to understand the nature of the progenitors of binary black hole mergers is given by the halo bias of the hosts of the mergers. We assume that mergers of objects at the endpoint of stellar evolution would be in galaxies hosting large numbers of stars, hence being in halos of $\sim 10^{11-12} M_\odot$, the great majority of mergers of primordial binaries will happen within haloes of $< 10^6 M_\odot$, as demonstrated by Bird et al. (2016). The discrimination can happen then because these 2 types of haloes are connected to different amplitudes of the galaxy bias. Specifically, we take galaxies hosting stellar GW binaries to have properties related to SFG galaxy samples. Therefore, we can use $b_{\text{GW}}^{\text{Stellar}} = b_{\text{SFG}}$, assuming its redshift dependent values as in Ferramacho et al. (2014). Conversely, small haloes hosting the majority of primordial black hole mergers are expected to have $b \lesssim 0.6$, approximately constant in our redshift range (Mo & White, 1996). Thus, assuming SFGs bias as $b(z) > 1.4$, we take, as the threshold for a model discrimination, $\Delta_b = b_{\text{SFG}} - b_{\text{GW}} \gtrsim 1$; given that this threshold should in fact be larger at higher redshifts, our assumption can be seen as conservative.

Taking the specifications of planned future surveys, we forecast the measurement uncertainties with the Fisher matrix formalism (Tegmark et al., 1998):

$$F_{\alpha\beta} = \sum_\ell \frac{\partial C_\ell}{\partial \vartheta_\alpha} \frac{\partial C_\ell}{\partial \vartheta_\beta} \sigma_{C_\ell}^{-2}, \quad (10)$$

with $\vartheta_{\alpha,\beta}$ being the parameters to be measured, and the power spectra derivatives are computed at fiducial values $\bar{\vartheta}_\alpha$ and the measurement errors are σ_{C_ℓ} .

We compute the amplitude of the cross-correlation marginalising over the galaxy bias factor, assuming a prior of 1% precision on galaxy bias from external measurements.

We imagine multiple GW detector configurations, observing the whole sky; naturally, the precision of the localization of gravitational wave events has a fundamental role in determining the constraining power on the cross-correlation galaxies-GW, and also the maximum redshift observable has. We choose the following specifications for GW interferometers:

- aLIGO: $\ell_{\text{max}} = 20$, $z_{\text{max}} = 0.75$;
- LIGO-net: $\ell_{\text{max}} = 50$, $z_{\text{max}} = 1.0$;
- Einstein Telescope: $\ell_{\text{max}} = 100$, $z_{\text{max}} = 1.5$;

where with LIGO-net we assume a network of interferometers including the current LIGO detectors, VIRGO, and the planned Indian IndIGO and the Japanese KAGRA instruments, in order to achieve a few square degrees of angular resolution. For assigning statistical redshifts to radio continuum catalogues we follow the technique of Kovetz et al. (2017).

In Figure 12 we plot the forecasts (at 1- σ level) for three different GW interferometer configurations, after five years of data collection, assuming a merger rate $\mathcal{R} = 10 \text{ Gpc}^3 \text{ yr}^{-1}$, correlated with SKA radio surveys. The correlation of HI and continuum surveys will not be different if correlating with LIGO and a future LIGO-NET. On the other hand, in the ET case, there will be an effect due to the maximum redshift probed.

As one can see, aLIGO will be able to derive only weak constraints on the effects of PBHs as DM when correlating GWs with a survey detecting a few thousand sources per deg^2 (or observing for a longer time). However, future correlations of LIGO-net or the Einstein Telescope with radio surveys in continuum with some redshift information can deliver a clear detection for $f_{\text{PBH}} = 1$, or the hints of PBHs that comprise a small part of the dark matter. Other current and future constraints on PBHs as dark matter are discussed in §5.3.6.4.

3.3.1.1 Pulsar timing array Multiple resolvable systems may be detectable in the pulsar timing data due to the fact that an SKA-era PTA can detect SMBHBs residing at high redshifts. Correlating the GW signal with optical variability in follow up observations can teach us much about the physical process in accreting SMBHBs. The distance reach of the SKA-era PTA also implies that high redshift SMBHB candidates pinpointed in time-domain optical observations, such as PG 1302-102 (Graham et al., 2015), can be followed up in the GW window. The direct detection of the GW signal from an optically identified candidate SMBHB will confirm its true nature.

Accretion onto an SMBHB may produce periodic variability in the light curve of a quasar (Macfadyen & Milosavljević 2008).

⁹<http://s-cubed.physics.ox.ac.uk>

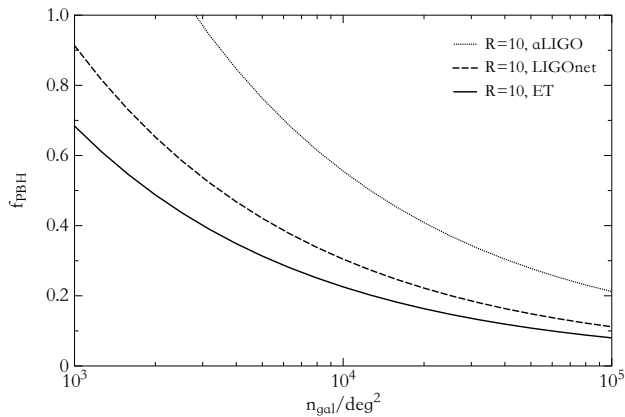


Figure 12. Forecast fraction of DM in PBH, for different fiducial experiment sets. For details on GW experiments, see text.

jevic, 2008; Graham et al., 2015; Hayasaki & Loeb, 2016). Since the study of quasar optical variability is a key scientific goal for LSST (LSST Science Collaboration et al., 2009), numerous SMBHB candidates may be discovered during the survey lifetime. The LSST cadence per object will yield ~ 1 measurement of flux per week, which implies that source variability frequency up to 10^{-6} Hz can be detected. This yields a good overlap with SMBHB orbital frequencies in the $[5 \times 10^{-10}, 10^{-6}]$ Hz interval that are observable with PTAs. Similarly, the LSST coverage of active galactic nuclei (AGN) will reach a redshift of 7.5, overlapping the SKA era PTA distance reach for SMBHBs.

LSST full science operation is scheduled to begin around 2023, which coincides with the start date of SKA1. Thus, LSST and SKA1 will have a substantial overlap in observation of sources over a common period of time. There will also be some overlap with SKA2 when it starts around 2030. In the absence of a significant overlap, SKA2-era PTA-based GW searches can be correlated against optically identified candidates in archival LSST data. LSST observations can help narrow down the parameter space to be searched in the PTA data analysis. This is especially important if the source is strongly evolving. The sky location of the source can tell us which MSPs to time with higher precision and faster cadence.

There will be significant data analysis challenges involved in linking PTA-based GW searches in the SKA era with LSST. The sky localisation accuracy of a PTA-based search for SMBHBs depends on the source brightness and sky location. Given the typical localization error on the sky of approximately 100 deg^2 (Wang & Mohanty, 2017) for bright sources, a source detected by a SKA-era PTA is likely to be associated with a large number of variable objects. However, the frequency of optical variability and that of the GW signal, the latter being quite accurately measurable, are likely to be strongly related and this can help in significantly narrowing down the set of candidates to follow up.

3.4 Summary

Gravity and gravitational radiation are central topics in modern astrophysics. The SKA will have a major impact in this field, via:

1. better timing of binary pulsar systems, in order to probe new aspects of the gravitational interaction, for example, measurement of the Lense-Thirring effect;
2. discovery of pulsar binaries orbiting stellar-mass black holes or Sgr A*, which will enable novel tests such as the no-hair theorem and even some quantum-gravity scenarios;
3. galaxy clustering, weak lensing, 21-cm intensity mapping, peculiar velocity surveys, and void statistics, with which we can study gravitational interactions at cosmological scales with great precision;
4. cross-correlation of radio weak lensing surveys and HI intensity mapping with optical lensing surveys and optical galaxy clustering surveys, respectively, in order to reduce associated systematics and achieve better sensitivities;
5. synergies with other gravitational-wave observations (e.g., the B-modes in the primordial gravitational waves), using SKA galaxy surveys and polarisation foreground observations;
6. direct detection of gravitational waves at nanohertz frequencies with pulsar timing arrays.

Studies of gravitation with the SKA will not be limited to the above items. Various possible synergies with other large surveys at optical (e.g., with LSST) and other wavelengths in the SKA era are expected to be highly productive.

4 COSMOLOGY AND DARK ENERGY

As large optical and NIR galaxy surveys like DES, Euclid, and LSST begin to deliver new insights into various fundamental problems in cosmology, it will become increasingly important to seek out novel observables and independent methods to validate and extend their findings. A particularly rich source of new observational possibilities lies within the radio band, where gigantic new telescope arrays like the SKA will soon perform large, cosmology-focussed surveys for the first time, often using innovative methods that will strongly complement, and even surpass, what is possible in the optical. We discuss a number of such possibilities that have the chance to significantly impact problems such as understanding the nature of dark energy and dark matter, testing the validity of general relativity and foundational assumptions such as the Copernican Principle, and providing new lines of evidence for inflation. These include radio weak lensing, 21cm intensity mapping, Doppler magnification, TF peculiar velocity surveys, multi-tracer searches for primordial non-Gaussianity, full-sky tests of the isotropy of the matter distribution, and constraints on the abundance of primordial black holes.

4.1 Introduction

Cosmology has blossomed into a mature, data-driven field, with a diverse set of precision observations now providing a concordant description of the large scale properties of the Universe. Through a variety of cosmological observables, we can examine the *expansion* history of the Universe, described by the evolution of the Friedmann-Lemaître-Robertson-Walker (FLRW) scale factor a as a function of time; its *geometry*, given by its spatial curvature; and the *growth* history of structures in the Universe, describing the degree to which overdensities have grown in amplitude over time due to gravitational collapse. Different types of observations constrain these aspects of the Universe's evolution to a greater or lesser degree; for instance, RSDs constrain the growth history only, while distance measurements with Type Ia supernovae constrain the expansion history only. The overall picture is highly encouraging, with broad agreement found across a range of very different observables that probe a number of different eras across cosmic time.

The successes of the precision cosmology programme have led us to something of a crisis however. Our extremely successful descriptive model of the Universe — Λ CDM — fits the vast majority of observations with great precision, but is mostly constructed out of entities that have so far defied any proper fundamental physical understanding. The shakiest theoretical pillars of Λ CDM are dark energy, dark matter, and inflation. The first two make up around 26% and 69% of the cosmic energy density today respectively, and yet lack any detailed understanding in terms of high energy/particle theory or conventional gravitational physics. The latter is responsible for setting the geometry of the Universe and for sowing seed inhomogeneities that grew into the large-scale structure we see today, but also lacks a specific high-energy theory description. What is more, these components are all tied together by General Relativity, a tremendously well-tested theory on solar system scales that we essentially use unchanged in cosmology — an extrapolation of some nine orders of magnitude in distance. The concordance model is therefore built on a foundation of several phenomenological frameworks — each of them compelling and well-evidenced, but lacking in the fundamental physical understanding that, say, the Standard Model of particle physics provides — and tied together by an extrapolation of a theory that has only really been proven on much smaller scales.

Cosmology, then, has its work cut out for the foreseeable future. Measuring parameters of the Λ CDM model to ever-increasing precision is not enough if we aspire to an in-depth physical understanding of the cosmos — we must develop and test new, alternative theories; seek out novel observables that can stress Λ CDM in new, potentially disruptive ways; and discover and carefully analyse apparent anomalies and discordant observations that could expose the flaws in Λ CDM that might lead us to a deeper theory.

This work is well under way, with a series of large optical

and NIR galaxy surveys leading the charge. Experiments such as DES, Euclid, and LSST will measure multiple galaxy clustering and lensing observables with sufficiently great precision to test a number of key properties of dark energy, dark matter, inflation, and GR on cosmological scales. Their analyses rely on detailed modelling of the large-scale structure of the Universe, plus painstakingly-developed analysis tools to recover small signals from these enormously complex datasets. Over time, they will likely discover a good many anomalies, some of which may even be hints of beyond- Λ CDM physics. This is exciting and profound work, but will probably not be enough to settle cosmology's biggest questions on its own. Instead, we will need to independently confirm and characterise the 'anomalies', so that we can ultimately build a coherent picture of whatever new physics is behind them. This will require alternative methods beyond what is provided by optical/NIR surveys, including different observables, and different analysis techniques.

This is where the SKA arguably has the most to offer cosmology. While the SKA will be able to measure many of the same things as contemporary optical/NIR surveys — galaxy clustering and lensing, for example — it will do so using markedly different observing and analysis techniques. This is extremely valuable from the perspective of identifying and removing systematic effects, which could give rise to false signals and anomalies, or otherwise compromise the accuracy of the measurements. Weak lensing observations in the radio will have very different systematics compared with optical surveys, for example, as atmospheric fluctuations and other point spread function uncertainties should be much reduced, while shape measurement uncertainties might be quite different for an interferometer. The SKA will provide a large cosmological survey dataset in the radio to be compared and cross-correlated with the optical data, allowing the sort of joint analysis that will be able to confirm anomalies or flag up subtle systematic effects that a single survey would not be able to on its own.

The fact that radio telescopes work so differently from their optical counterparts also opens up the possibility of making novel measurements that would otherwise be difficult and/or time consuming at higher frequencies. The intrinsically spectroscopic nature of radiometers makes it possible to perform efficient intensity mapping surveys, making it easier to access large-scale structure at higher redshifts, for example. The flexible angular resolution of radio interferometers (one can re-weight the baselines on the fly to achieve different effective resolutions) could also be useful for, e.g., hybrid lensing studies involving both shape measurement and galaxy kinematics. While exploitation of the novel capabilities of radio instrumentation is only just beginning in cosmological contexts, there is a great deal of promise in some of the new observables that have been proposed. Taken together with the precision background and growth constraints from the SKA and other sources, perhaps one of these new observables will provide the vital

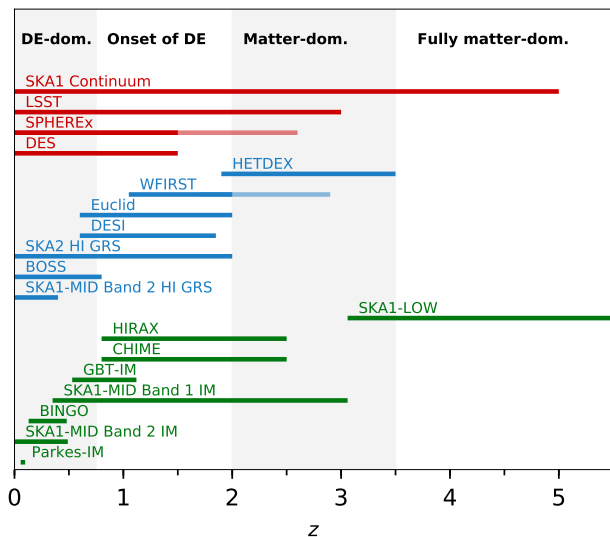


Figure 13. The approximate redshift ranges of various current and future large-scale structure surveys. 21cm intensity mapping surveys are shown in green (bottom), spectroscopic galaxy redshift surveys in blue (middle), and photometric/continuum surveys in red (top). WFIRST and SPHEREx both have secondary samples (with lower number density or photometric precision), which are shown as paler colours. Taken together, the SKA surveys offer full coverage of the redshift range from 0 to $\gtrsim 6$, using multiple survey methods. The grey bands show an approximate division of the full redshift range into different eras, corresponding to the dark-energy-dominated regime, the onset of dark energy, the matter-dominated regime, and the fully matter-dominated regime.

hint that collapses some of cosmology’s great problems into a new understanding of fundamental physics.

In this section, we therefore focus on the novel contributions that radio telescopes, and in particular the SKA, will bring to observational cosmology. For completeness, we will briefly mention more conventional observations that are possible with the SKA, such as spectroscopic BAO measurements, but defer to previous works for detailed discussions of these.

4.2 Tests of cosmic acceleration

The cause of the accelerating expansion of the Universe is one of the greatest open questions in fundamental physics. Possible attempts at explanation include Einstein’s cosmological constant, often associated with the energy density of the QFT vacuum; additional very light particle fields such as quintessence; or some modification to the theory of gravity. Any one of these explanations requires either the introduction of exciting new physics beyond the Standard Model, or a much deeper understanding of the relationship between quantum field theory and GR.

In order to learn about the phenomenology of this new energy component, it is useful to try to measure at least two quantities: the energy density of the dark energy today, quantified by the parameter $\Omega_{\text{DE},0}$, and its equation of state (pressure to density ratio) as a function of redshift,

$w(z)$. The former has been measured with good precision by CMB, supernova, and large-scale structure experiments over the past 15–20 years, which have established extremely strong evidence that dark energy is the dominant component of the cosmic energy density in the late Universe. The task now is to pin down the latter, as this offers some hope of being able to differentiate between some of the different scenarios.

Unfortunately, the space of possible dark energy models is very large and diverse, and many models can be tuned to reproduce almost any $w(z)$ that could be observed. Determining the equation of state to high precision remains an important task however, as one can still draw a number of useful conclusions from how it evolves. The most important thing to check is whether the equation of state at all deviates from the cosmological constant value, $w = -1$. If dark energy truly is a cosmological constant, then understanding how the QFT vacuum gravitates, and solving various severe fine-tuning issues, becomes the key to understanding cosmic acceleration. If the equation of state is *not* constant, however, this points to the presence of new matter fields or modifications of GR as the culprit.

Beyond this, it is also useful to know whether w ever dips below -1 . An equation of state below this is said to be in the ‘phantom’ regime (Caldwell, 2002), which would violate several energy conditions for a single, minimally-coupled scalar field. A field that has additional interaction terms (e.g. with the matter sector) *can* support a phantom effective equation of state however (Raveri et al., 2017), and so finding $w < -1$ would be a strong hint that there are additional interactions to look for.

Finally, the actual time evolution of the equation of state can also provide some useful clues about the physics of dark energy. Many models exhibit a ‘tracking’ behaviour for example, where $w(z)$ scales like the equation of state of the dominant component of the cosmic energy density at any given time (e.g. $w_m = 0$ during matter domination and $w_r = 1/3$ during radiation domination). Oscillating equations of state, or those that make dark energy non-negligible at early times (‘early dark energy’), correspond to more exotic models.

In this section, we briefly discuss two methods for constraining the redshift evolution of dark energy with the SKA: measuring the distance-redshift relation with 21cm intensity mapping experiments, and measuring the expansion directly using the redshift drift technique. For more in-depth forecasts and discussion of distance and expansion rate measurements that will be possible with SKA, see Bull (2016). See §3 for predictions of typical $w(z)$ functions for a variety of dark energy and modified gravity models.

4.2.1 BAO measurements with 21cm intensity maps

The baryon acoustic oscillation (BAO) scale provides a statistical ‘standard ruler’ that can be used to constrain the distance-redshift relation, and therefore the abundance and equations of state of the various components of the

Universe. The BAO feature is most commonly accessed through the 2-point correlation function of galaxies from large spectroscopic galaxy surveys like BOSS and WiggleZ, and presents as a ‘bump’ in the correlation function at separations of $\sim 100h^{-1}$ Mpc. It has been found to be extremely robust to systematic effects, and can in principle be measured out to extremely high redshift. Current constraints are mostly limited to $z \lesssim 1$ however, except for a handful of datapoints at $z \sim 2.4$ from Lyman- α forest observations.

The SKA will add to this picture by providing another route to BAO measurements — through the 21cm intensity mapping method. IM uses fluctuations in the aggregate brightness temperature of the spectral line emission from many unresolved galaxies to reconstruct a (biased) 3D map of the cosmic matter distribution. This has the advantage of dramatically improving survey speed, since all the flux from all of the sources (even very faint ones) contributes to the signal. Galaxy surveys, on the other hand, must apply some detection threshold in order to reject noise fluctuations from their catalogue, and so most of the available flux is therefore thrown away (except for around sufficiently bright sources).

The SKA will significantly improve upon existing BAO measurements in two main ways. First, it will be able to access the BAO signal over significantly larger volumes of the Universe than current or even future surveys. Existing BAO measurements are limited in accuracy mostly due to sample variance, and so can only be improved by increasing the survey area or extending the redshift range. Future spectroscopic galaxy surveys like DESI and Euclid will also extend measurements to higher redshifts, over larger survey areas (see Fig. 13), but 21cm intensity mapping surveys with the SKA will surpass all of them in terms of raw volume. A SKA1-Mid Band 1 IM survey will potentially be able to survey the redshift range $0.4 \lesssim z \lesssim 3$ over $\sim 25,000 \text{ deg}^2$, although resolution considerations will result in slightly poorer constraints than a spectroscopic galaxy survey with the same footprint. SKA2 will be able to perform a spectroscopic HI galaxy survey over a similar area out to $z \approx 2$ (sample variance limited out to $z \approx 1.5$), and so is expected to essentially be the last word in BAO measurement in this regime. Fisher forecasts for constraints on the expansion rate with various galaxy and intensity mapping surveys are shown for comparison in Figure 14.

Secondly, SKA will be capable of detecting the BAO at significantly higher redshifts than most galaxy surveys, with SKA1-Mid Band 2. While dark energy dominates the cosmic energy density only at relatively low redshifts, $z < 1$, many dark energy models exhibit a tracking behaviour that means that their equation of state deviates most significantly from a cosmological constant at $z \gtrsim 2 - 3$. Precision determinations of $w(z)$ at $z > 2$ may therefore be more discriminating than those in the more obvious low redshift regime that is being targeted by most spectroscopic galaxy surveys.

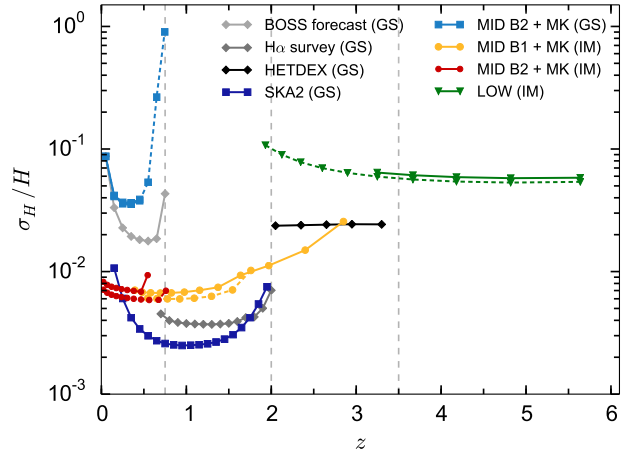


Figure 14. Forecasts for the fractional error on the expansion rate, $H(z)$, expected to be achieved with various galaxy surveys (GS) and intensity mapping surveys (IM), from Bull (2016). SKA surveys will be able to effectively survey volumes at higher redshifts than optical/NIR experiments, and with SKA2 will ultimately achieve better precision in the $0 \lesssim z \lesssim 2$ regime as well. *Figure reproduced with permission, from Bull (2016).*

4.2.2 Redshift drift as a direct probe of expansion

Most probes of acceleration rely on measuring distances or the expansion rate, using standard rulers or candles. An interesting alternative is to observe the so-called *redshift drift*, which is the time-variation of the cosmological redshift, dz/dt (Sandage, 1962; Loeb, 1998). This allows a very direct measurement of the expansion rate, as

$$\frac{dz}{dt} = (1+z)H_0 - H(z), \quad (11)$$

and has the advantage of giving a ‘smoking gun’ signal for cosmic acceleration — the redshift drift can be positive only in accelerating cosmological models. While the existence of an *apparent* cosmic acceleration is well-established, much of the evidence from probes that are interpreted in a model-dependent way, i.e., within the context of a (perturbed) FLRW model. A number of non-FLRW cosmologies have been proposed in the past that *appear* to be accelerating when distance/expansion rate measurements are interpreted within an assumed FLRW model, but in which the expansion of space is actually *decelerating* locally everywhere (Clarkson & Maartens, 2010; Andersson & Coley, 2011; Bull & Clifton, 2012). This effect is normally achieved through the introduction of large inhomogeneities, which distort the past lightcone away from the FLRW behaviour, but which still reproduce the isotropy of the Universe as seen from Earth. While this kind of model has essentially been ruled out as a possible explanation for dark energy by other observables (see, e.g., Bull et al., 2012; Zibin, 2011), the question of whether smaller inhomogeneities could cause non-negligible biases in estimates of background cosmological parameters is still very much open (e.g., Clarkson et al., 2012; Bonvin et al., 2015; Fleury et al., 2017). Redshift drift provides an independent and arguably more direct way of

measuring cosmic acceleration, and so represents a promising observable for studying these effects and, eventually, definitively determining their size. The independence of redshift drift from other probes is also advantageous for breaking degeneracies in measurements of dark energy observables such as the equation of state (Martinelli et al., 2012; Kim et al., 2015; Geng et al., 2014).

In principle, one can measure the redshift drift effect by tracking the change in redshift of spectral line emission over some period of time. To get an estimate of the magnitude of this effect, we note that $H_0 = 100 h \text{ km s}^{-1} \text{ Mpc}^{-1} \sim 10^{-10} \text{ yr}^{-1}$, so observing the redshift drift over a time baseline of $\Delta t = 10$ years would require a spectral precision of $\Delta z \sim 10^{-9}$, corresponding to a frequency shift in, e.g., the 21cm line of $\Delta \nu \sim 1$ Hz. Plugging in exact numbers for Λ CDM, the required spectroscopic precision is actually more like 0.1 Hz if one wishes to measure the cosmic acceleration directly at $z \approx 1$ (Klöckner et al., 2015). Achieving this sort of precision is challenging, as a number of systematic effects must be controlled in a consistent manner for over a decade or more. From a practical standpoint, the best way forward seems to be to perform differential measurements of the time-dependence of line redshifts over many thousands, if not millions, of galaxies. SKA2 will provide the requisite sensitivity and spectral precision to perform this test for millions of HI galaxies out to $z \sim 1.5$. More details, including an examination of systematics such as peculiar accelerations, are given by Klöckner et al. (2015).

4.3 Cosmological tests of General Relativity

General Relativity has been exquisitely tested for a wide range in gravitational potential $\sim GM/rc^2$ and tidal field strength $\sim GM/r^3c^2$ (Psaltis, 2008); this includes tests in our solar system and extreme environments such as binary pulsars. Nevertheless, there is a dearth of direct tests of GR for tidal strengths $< 10^{-50}$, which also happens to correspond to the domain in which we notice dark matter and dark energy. It is therefore of great interest to test General Relativity in a cosmological context.

Now we turn to the other explanation for accelerated expansion: that we are mistaken about the law of gravity on very large scales. This can generate acceleration by changing the geometric part of the Einstein equation by modifying the Einstein-Hilbert action, and so requires no extra ‘dark fluid’. Many such models have been proposed (for a review, see Bull et al., 2016), but most of these produce an expansion history similar or identical to those predicted by dark energy models. Alternative observational tests are needed to distinguish between dark energy and modified gravity, through measurement of the growth of cosmic structures.

Cosmological observations are sensitive to the effects of gravity in diverse ways. In a Universe described by a perturbed FLRW metric, observations such as RSD are sensitive to the time-part of the metric, while gravitational lensing

is affected by both the time-part and the space-part. These elements of the metric are themselves related to the density distribution of matter via the Einstein field equations (or classically, the Poisson equation).

A simple test of gravity, then, is to examine whether the combination of different cosmological observations behaves as expected in General Relativity, or if a simple modification fits the observations better. If we model the Universe with a perturbed FLRW model,

$$ds^2 = -(1 + 2\Psi)dt^2 + (1 - 2\Phi)a^2 dx_i \wedge dx^i, \quad (12)$$

where Ψ and Φ are the two gauge-invariant Bardeen potentials and $a(t)$ is the cosmological scale factor. We can parametrise a range of modifications to gravity by the ratio $\eta = \Psi/\Phi$, and an additional factor μ in Poisson’s equation relating Ψ and overdensity. We can then calculate observables for various values of η and μ and fit these to the cosmological probe data.

A more sophisticated approach is to write down a general action for linear cosmological perturbations of theories of gravity (e.g., Lagos et al., 2016) that contains parameters α_i characterising the theories. Again, observables can be calculated for particular values of α_i , and so the permitted range of gravity theories fitting cosmological data can be assessed.

4.3.1 Growth rate measurements with peculiar velocities

Many dark energy and modified gravity models are capable of mimicking a Λ CDM expansion history, and so could be indistinguishable from a cosmological constant based on the equation of state of dark energy alone. This is not the case for the growth history, however, which is typically substantially modified regardless of the background evolution. This is because modifications to GR tend to introduce new operators/couplings in the action, which lead to new terms in the evolution equations with distinct redshift- and scale-dependences.

A useful illustration can be found in the Horndeski class of general single scalar field modifications to GR. In the sub-horizon quasi-static limit (where spatial derivatives dominate over time derivatives), the linear growth equation for matter perturbations can be written as (Baker et al., 2014a; Gleyzes, 2017)

$$\ddot{\Delta}_M + \mathcal{H}\dot{\Delta}_M - \frac{3}{2}\Omega_M(a)\mathcal{H}^2\xi\Delta_M = 0, \quad (13)$$

where overdots denote conformal time derivatives, $\mathcal{H} = aH$ is the conformal Hubble rate, Δ_M is the matter density perturbation, and $\xi(k, a) = 1$ in GR. The modification to the growth source term is restricted to have the form

$$\xi(k, a) = \frac{f_1(a) + f_2(a)/k^2}{f_3(a) + f_4(a)/k^2}, \quad (14)$$

where $\{f_n\}$ are arbitrary functions of scale factor that depend on the new terms added to the action. Within Horndeski models, all new terms in the action contribute to

$\xi(k, a)$, and will cause deviations from GR growth at some scale and/or redshift. As such, we see that tests of growth can be more decisive in searching for deviations from GR than the equation of state.

The growth history can be constrained through a number of observables, for example the redshift-dependent normalisation of the matter power spectrum, $D(z)$, as probed by lensing or galaxy surveys; the ISW effect seen in the CMB and/or galaxy surveys, and the growth rate, $f(z) = d \log D / d \log a$, primarily measured through probes of the cosmic peculiar velocity field. In this section we will concentrate on the growth rate, as it exhibits fewer degeneracies with other cosmological parameters than the growth factor, $D(z)$, and can be measured with significantly higher signal-to-noise than the ISW effect.

The most precise growth rate constraints to date come from the RSD effect, which makes the 3D correlation function of galaxies anisotropic as seen by the observer. The effect is caused by the addition of a Doppler shift to the observed redshift of the galaxies, due to the line-of-sight component of their peculiar velocities. The growth rate can only be measured in combination with either the galaxy bias, $b(z)$, or overall normalisation of the power spectrum, σ_8 , using the RSD technique, as these terms also enter into the quadrupole (or ratio of quadrupole to monopole) of the galaxy correlation function. As discussed in §3.1.1.5 and by Bull (2016), HI galaxy redshift surveys and 21cm intensity mapping surveys with SKA are expected to yield sub-percent level constraints on the combination $f\sigma_8$ out to $z \sim 1.7$.

The SKA will also provide a more direct measurement of the peculiar velocity field, through observations of galaxy rotation curves and the TF relation (Tully & Fisher, 1977). The TF relation is an empirical relationship between the intrinsic luminosity of a galaxy and its rotational velocity. Assuming that it can be accurately calibrated, the TF relation can therefore be used to convert 21cm line widths — which depend on the rotation velocity — into distances (which can be inferred from the ratio of the intrinsic luminosity and observed flux of the galaxy). Comparing the measured distance with the one inferred from the redshift of the galaxy then gives the peculiar velocity (e.g., Springob et al., 2007).

This method has the disadvantage of being restricted to relatively low redshifts — the error on the velocity typically scales $\propto (1+z)$ — and relying on a scaling relation that must be calibrated empirically. Nevertheless, direct observations of the peculiar velocity field are sensitive to the combination $fH\sigma_8$ instead of $f\sigma_8$, and so can provide complementary information to the RSD measurements (and help break parameter degeneracies). The SKA and its precursors will be able to perform suitable spectrally-resolved surveys of many tens of thousands of HI galaxies out to $z \sim 0.3 - 0.4$ over most of the sky — essentially the widest and deepest TF velocity survey possible. As well as providing a valuable independent probe of the velocity field, these data can

also be combined with the clustering information from a traditional redshift survey extracted from the same survey dataset, resulting in a significant improvement in the precision on $f\sigma_8$ compared with either probe individually (Koda et al., 2014). A full-sky survey with SKA precursor surveys WALLABY and WNSHS should be capable of putting a joint RSD+TF constraint of $\sim 4\%$ on $f\sigma_8$ in a single $z \approx 0$ redshift bin, for example (Koda et al., 2014).

4.3.2 Radio weak lensing

Weak lensing maps the coherent distortions of galaxy shapes across the sky (see, e.g., Bartelmann & Schneider, 2001, for a review). With the path taken by light from distant galaxies determined by the matter distribution along the line of sight, and the response of curvature to that matter distribution, lensing represents an excellent probe of the theory of gravity. Dividing sources into tomographic redshift bins also allows us to track structure growth over cosmic time.

The SKA will be capable of detecting the high number densities of resolved, high redshift star-forming galaxies over large areas necessary for weak lensing surveys (Bonaldi et al., 2016), with expected number densities of $\sim 2-3 \text{ arcmin}^{-2}$ over 5000 deg^2 for SKA1 and $\sim 12 \text{ arcmin}^{-2}$ over $30,000 \text{ deg}^2$ for SKA2, giving comparable raw source numbers to DES and Euclid, respectively. Doing weak lensing in the radio band also has a number of distinct advantages, including the expectation of a higher redshift source population (e.g., Brown et al., 2015; Harrison et al., 2016) and information on intrinsic alignments from polarisation (Brown & Battye, 2011) and rotational velocity (Huff et al., 2013) information. Foremost, however, is the advantage of being able to combine weak lensing measurements between SKA and optical surveys, forming cross power spectra C_ℓ^{XY} (where X, Y label shear measurements for the two different experiments and i, j different redshift bins):

$$C_\ell^{X_i Y_j} = \frac{9H_0^4 \Omega_m^2}{4c^4} \int_0^{\chi_h} d\chi \frac{g^{X_i}(\chi) g^{Y_j}(\chi)}{a^2(\chi)} P_\delta \left(\frac{\ell}{f_K(\chi)}, \chi \right), \quad (15)$$

where $a(\chi)$ is the scale factor of the Universe at co-moving distance χ , $f_K(\chi)$ is the angular diameter distance, $P_\delta(k, \chi)$ is the matter power spectrum and $g^i(\chi)$ are the lensing kernels.

Using only these cross-experiment power spectra to form cosmological constraints has been shown to retain almost all of the statistical power available from the intra-experiment (i.e. C_ℓ^{XX}) power spectra (Harrison et al., 2016), whilst removing wavelength-dependent systematics that can otherwise cause large biases in the parameter estimation (see Camera et al., 2017; Demetroullas & Brown, 2016, for a demonstration on real data).

Figure 15 shows constraints on modified gravity parameters as specified by Dossett et al. (2015) (with $R = \eta$ and $\Sigma = \mu(1 + \eta)/2$ in the notation specified here for Eq. 12), showing the equivalent constraining power of both SKA-only and SKA×optical to that expected from premier opti-

cal surveys. Similar constraints are available in the w_0 - w_a plane, with $\sim 30\%$ constraints available from SKA1 and $\sim 10\%$ constraints from SKA2 (both when combined with Planck CMB measurements). Note that the empty contours do refer to the cross-correlation alone, not to the combination of radio and optical. It is clear from this, as we mentioned above, that the cross-correlation contain as much constraining power as the auto-correlations.

4.3.3 Doppler magnification

Gravitational lensing consists of shear and convergence, κ . While the shear is determined only by the matter distribution along the line of sight, the convergence also has contributions from the Doppler, Sachs-Wolfe, Shapiro time-delay, and ISW effects (Bonvin, 2008; Bolejko et al., 2013; Bacon et al., 2014; Kaiser & Hudson, 2015; Bonvin et al., 2017). These contributions modify the distance between the observer and the galaxies at a given redshift and consequently they change their observed size. The main contributions are gravitational lensing and a Doppler term: $\kappa = \kappa_g + \kappa_v$, where

$$\begin{aligned}\kappa_g &= \frac{1}{2r} \int_0^r dr' \frac{r-r'}{r'} \Delta_\Omega(\Phi + \Psi), \\ \kappa_v &= \left(\frac{1}{r\mathcal{H}} - 1 \right) \mathbf{V} \cdot \mathbf{n},\end{aligned}$$

where $r = r(z)$ is the comoving distance, Δ_Ω is the 2-sphere Laplacian which acts on the gravitational potentials Φ and Ψ , \mathcal{H} is the conformal Hubble rate and $\mathbf{V} \cdot \mathbf{n}$ is the peculiar velocity of a source projected along the line of sight \mathbf{n} . Can we observe κ_v ? This contribution to the convergence has so far been neglected in lensing studies, but it has been shown that it can be measured in upcoming surveys (Bacon et al., 2014; Bonvin et al., 2017), and can improve parameter estimation as we now discuss. Further details are provided by Bonvin et al. (2017).

For a given object, its peculiar velocity, \mathbf{V} , is induced by nearby matter clustering, and so we expect the Doppler convergence to be strongly correlated with the observed galaxy number density, giving a signal in the cross-correlation $\xi = \langle \Delta(z, \mathbf{n}) \kappa(z', \mathbf{n}') \rangle$. For an over-density, objects in front of it in redshift space will appear disproportionately larger than those behind, giving a clear dipole in ξ . In general the correlation between $\Delta = b\delta - \frac{1}{\mathcal{H}} \partial_r(\mathbf{V} \cdot \mathbf{n})$, which includes local bias $b(z)$ and an RSD term, and κ_v , is given by

$$\begin{aligned}\xi_v(r, d, \beta) &= \frac{\mathcal{H}(z)}{\mathcal{H}_0} f(z) \left(1 - \frac{1}{\mathcal{H}(z)r(z)} \right) \\ &\times \left\{ \left(b(z) + \frac{3f(z)}{5} \right) v_1(d) P_1(\cos\beta) - \frac{2f(z)}{5} v_3(d) P_3(\cos\beta) \right\},\end{aligned}\quad (16)$$

where $f = d \ln D / d \ln a$ is the growth rate (D is the growth function), P_ℓ are the Legendre polynomials of order ℓ , and v_ℓ is the power spectrum integrated against the ℓ 'th spherical Bessel function. β is the angle between the points where Δ and κ are measured with respect to the line of

sight. Here we have used the plane-parallel approximation, which makes the multipole expansion transparent – P_1 is a dipole and P_3 an octopole. The RSD contribution alters the coefficient of the second term in dipole. The correlation with RSD also induces an octopole in the P_3 term.

Multipole patterns in ξ can be optimally extracted by integrating against the appropriate Legendre polynomial, $P_1(\cos\beta)$ in the case of the dipole. This implies we can optimally measure Doppler magnification in a survey of volume V using the estimator

$$\xi_{\text{dip}}(d) = \frac{3}{4\pi} \frac{\ell_p^5}{d^2 V} \sum_{ij} \Delta_i \kappa_j \cos\beta_{ij} \delta_K(d_{ij} - d)$$

where we associate to each pair of pixels (i, j) of size ℓ_p a separation d_{ij} ($\delta_K(d_{ij} - d)$ selects pixels with separation d) and an orientation with respect to the line-of-sight β_{ij} . We measure the galaxy number count Δ_i and convergence κ_j in each pixel respectively. A similar estimator can be constructed for the octopole. The dipole becomes, on average in the continuous limit,

$$\langle \hat{\xi}_{\text{dip}} \rangle(d) \simeq \frac{\mathcal{H}(z)}{\mathcal{H}_0} f(z) \left(1 - \frac{1}{\mathcal{H}(z)r(z)} \right) \left(b(z) + \frac{3f(z)}{5} \right) v_1(d).$$

In general this estimator also includes a dipole contribution from the normal lensing term since objects behind overdensities are magnified, but below $z \sim 1$ it is the Doppler term which dominates, so we neglect it here.

We present an example forecast of the expected signal-to-noise for the SKA2 galaxy survey in Figure 16. We present it for a broad range of the expected error on size measurements σ_κ , and we assume that an intrinsic size correlation will have a negligible dipole. For a range of separations $12 \leq d \leq 180 \text{ Mpc}/h$, combined over $0.1 \leq z \leq 0.5$ (assuming that uncorrelated redshift bins), the cumulative signal-to-noise ratio is 35 (93) for the dipole and 5 (14) for the octopole, for $\sigma_\kappa = 0.3$ (0.8). The SKA should therefore allow a highly significant detection of the Doppler magnification dipole, and a firm detection of the octopole.

As an example of the improvement to parameter estimation that the Doppler dipole will give, in Figure 17 we show the constraints on $w_0 - w_a$ (marginalised over all other parameters, but fixing the bias model) from Planck (temperature, polarisation, and CMB lensing) alone, and Planck combined with an SKA2 HI galaxy survey. Comparing with constraints from RSDs (see, e.g., Fig. 10 of Grieb et al., 2017) we find that slightly better constraints are expected to be provided the Doppler magnification dipole, while similar constraints are expected for the SKA shear measurements. This is also the case for constraints on modifications to gravity.

In summary, extracting the dipole of the density-size cross correlation is a novel new probe which is complementary to other lensing and RSD measurements. This will help improve constraints from the SKA2 galaxy survey. Furthermore, if we measure both the dipole and the

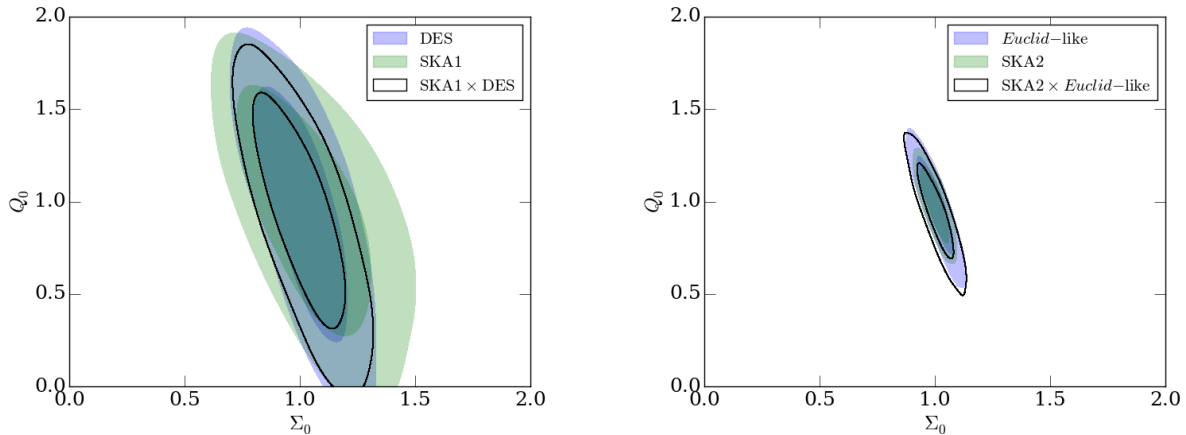


Figure 15. SKA1 (left) and SKA2 (right) constraints on modified gravity parameters as described in the text, from optical-only (blue), radio-only (green) and radio \times optical cross-correlation-only (empty contours) cosmic shear power spectrum measurements. The forecasts were created using Markov chain Monte Carlo forecasts from the COSMOSIS toolkit (Zuntz et al., 2015) and are marginalised over the base Λ CDM parameters. *Figure reproduced with permission, from Harrison et al. (2016).*

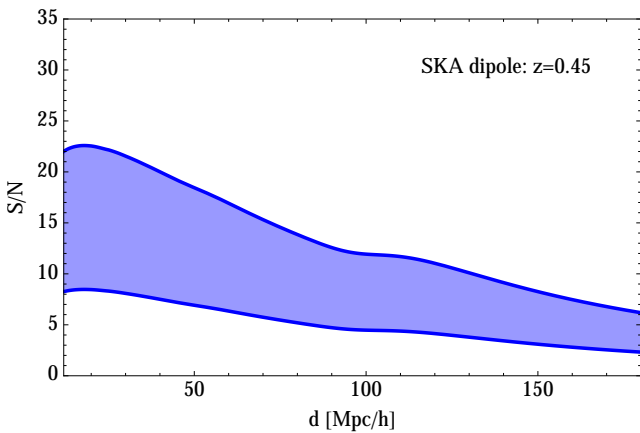


Figure 16. Signal-to-noise ratio for the Doppler magnification dipole as a function of separation, for a redshift bin $0.4 < z < 0.5$ in an SKA Phase 2 HI galaxy survey. The higher bound is for an intrinsic error on the size measurement of $\sigma_\kappa = 0.3$, and the lower bound is for $\sigma_\kappa = 0.8$. For the octopole the signal-to-noise is about an order-of-magnitude smaller. *Figure reproduced with permission, from Bonvin et al. (2017).*

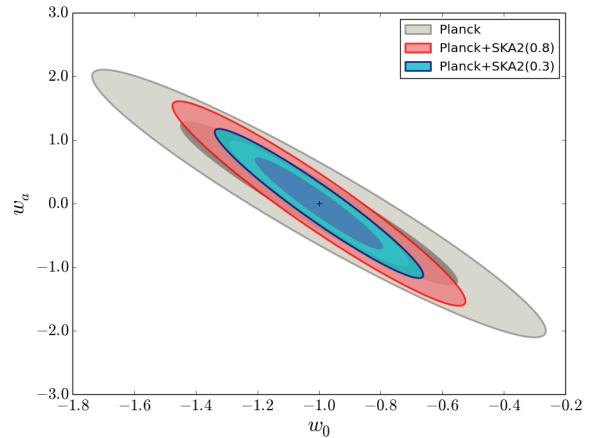


Figure 17. Joint constraints on the w_0 and w_a parameters, marginalised over all other parameters (except the bias, which is fixed), for Planck (T+P+lensing) alone, and Planck combined with an SKA2 HI galaxy survey. We use the dipole at separation $12 \text{ Mpc}/h \leq d \leq 180 \text{ Mpc}/h$. *Figure reproduced with permission, from Bonvin et al. (2017).*

RSD quadrupole, we can test for the scale-independence of the growth rate, because the quadrupole is sensitive to the gradient of the velocity whereas the dipole is sensitive to the velocity itself. In addition, it should be possible to reconstruct the peculiar velocity field directly from measurements of the Doppler magnification dipole (Bacon et al., 2014).

4.3.4 Cross-correlations with 21cm intensity maps

A very promising way to test dark energy and gravity with the SKA is using the HI intensity mapping technique (Santos et al., 2015). A large sky HI IM survey with SKA1-Mid can provide precise measurements of quantities like the Hubble rate, $H(z)$, the angular diameter distance, $D_A(z)$,

and $f\sigma_8(z)$, which depends on how dark energy and gravity behave on large scales, across a wide range of redshifts (Bull et al., 2015). A major challenge for intensity mapping experiments is foreground contamination and systematic effects. Controlling such effects becomes much easier in cross-correlation with optical galaxy surveys, since noise and systematics that are survey specific are expected to drop out (Masui et al., 2013a; Wolz et al., 2017a; Pourtsidou et al., 2016).

Hence, cross-correlating the intensity mapping maps with optical galaxy data is expected to mitigate various systematic effects and to lead to more robust cosmological constraints. As discussed earlier in §3.1.1.6, we follow Pourtsidou et al. (2017) by considering cross-correlation of an SKA1-Mid HI intensity mapping survey with a Euclid-like optical galaxy survey, assuming an overlap $A_{\text{sky}} = 7000 \text{ deg}^2$. The results are shown in Table 1: we can expect very good measurements of the growth of structure, the angular diameter distance and the Hubble rate across a redshift range where the effects of dark energy or modified gravity are becoming important. We note again that an additional advantage of these forecasts is that they are expected to be more robust than the ones assuming auto-correlation measurements, due to the mitigation of various systematic effects. Pourtsidou et al. (2017) also showed that a large sky intensity mapping survey with the SKA, combined with the Planck CMB temperature maps, can detect the ISW effect with a signal-to-noise ratio ~ 5 , a result competitive with Stage IV optical galaxy surveys. The detection of the ISW effect provides independent and direct evidence for dark energy or modified gravity in a flat Universe.

Another way to test the laws of gravity on large scales is using the E_G statistic (Zhang et al., 2007; Reyes et al., 2010; Pullen et al., 2015, 2016). In Fourier space, this is defined as

$$E_G(k, z) = \frac{c^2 k^2 (\Phi - \Psi)}{3H_0^2 (1+z)\theta(k)}, \quad (17)$$

where $\theta \equiv \nabla \cdot \mathbf{v}/H(z)$ is the peculiar velocity perturbation field. We can construct a Fourier space estimator for E_G as (Pullen et al., 2015)

$$\hat{E}_G(\ell, \bar{z}) = \frac{c^2 \hat{C}_\ell^{\text{gk}}}{3H_0^2 \hat{C}_\ell^{\text{gg}}}, \quad (18)$$

and it can be further written as a combination of the galaxy-convergence angular cross-power spectrum C_ℓ^{gk} , the galaxy angular auto-power spectrum C_ℓ^{gg} , and the RSD parameter $\beta = f/b_g$. This estimator is useful because it is galaxy bias free in the linear regime. Using HI instead of galaxies, we can use 21-cm IM clustering surveys with the SKA in combination with optical galaxy, CMB, or 21-cm lensing measurements to measure \hat{E}_G . Pourtsidou (2016b) considered various survey combinations and found that very precise ($< 1\%$) measurements can be achieved.

4.4 Tests of inflation

In the Λ CDM model, the Universe is flat, homogeneous, and has perturbations characterised by an almost-scale-invariant power spectrum of Gaussian perturbations, generated by a period of accelerated expansion in the early Universe known as inflation (Bardeen et al., 1983; Mukhanov, 1985; Springel et al., 2005). This primordial power spectrum creates overdensities that we can observe through temperature anisotropies in the CMB (White & Hu, 1997), through brightness fluctuations in the 21-cm hydrogen line (Barkana & Loeb, 2001; Loeb & Zaldarriaga, 2004), and with the cosmological large-scale structure, once these perturbations grow nonlinear (Ma & Bertschinger, 1995).

The simplest model of inflation is slow-roll inflation, in which the expansion is driven by a single minimally-coupled potential-dominated scalar field with a nearly flat-potential. Any deviations from such a simple model, for example if there are multiple fields contributing to the generation of fluctuations, or some change in the couplings, will lead to modified spectrum of density perturbations that can be detected by large-scale structure surveys. We consider two such modifications: the presence of primordial non-Gaussianity and the production of primordial black holes.

4.4.1 Primordial non-Gaussianity

Non-Gaussian distributed fluctuations in the primordial gravitational potential represent one of the so-called ‘four smoking guns of inflations’. In particular, non-standard inflationary scenarios are expected to generate a large level of non-Gaussianity (see, e.g., Bartolo et al., 2004; Komatsu, 2010; Wands, 2010). If we restrict ourselves to local-type non-Gaussianity, Bardeen’s gauge-invariant potential can be written as a perturbative correction to a Gaussian random field ϕ , whose amplitude is parameterised by the parameter f_{NL} , i.e.

$$\Phi = \phi + f_{\text{NL}} (\phi^2 - \langle \phi^2 \rangle). \quad (19)$$

The current tightest bounds on f_{NL} come from measurement of the local bispectrum of the CMB (Planck Collaboration et al., 2016d), and amount to

$$f_{\text{NL}} = 0.8 \pm 5.0 (1\sigma). \quad (20)$$

Albeit effectively ruling out models of inflation that generate a large amount of local-type primordial non-Gaussianity, Planck constraints and even future CMB experiments are not expected to improve significantly the current bounds. This calls for new data. The CMB is localised at recombination, giving only 2-dimensional information about the bispectrum and higher-order. Galaxy surveys can access the distribution of matter in three dimensions, thus having access to a larger number of modes than those accessible to CMB experiments, thus delivering the next level of precision.

In the linear regime, local primordial non-Gaussianity generates a scale-dependence of the clustering of biased tracers of the cosmic large-scale structure (see, e.g., Dalal et al., 2008), reading

$$b(z, k) = \bar{b}(z) + \Delta b(z, k), \quad (21)$$

where the non-Gaussian modification to $\bar{b}(z)$, the scale-independent Gaussian bias, is

$$= \bar{b}(z) + [\bar{b}(z) - 1] f_{\text{NL}} \delta_{\text{ec}} \frac{3\Omega_m H_0^2}{c^2 k^2 T(k) D(z, k)}. \quad (22)$$

Here, $T(k)$ is the transfer function (normalised such that $T(k) \rightarrow 1$ when $k \rightarrow 0$), and $\delta_{\text{ec}} \approx 1.45$ is the critical value of the matter over-density for ellipsoidal collapse. Because of the $1/k^2$ dependence, such a signal for non-Gaussianity is strongest on the largest cosmic scales, which are accessible by a large-area galaxy clustering survey with the SKA, using either the HI-21cm emission (Camera et al., 2013a) or the radio continuum emission (Raccanelli et al., 2015, 2017) of galaxies. With the SKA2 HI galaxy redshift survey, it should be possible to reach $\sigma_{f_{\text{NL}}}$ close to 1 (Camera et al., 2015a). Even the best next-generation galaxy surveys will not be able to bring $\sigma_{f_{\text{NL}}}$ below 1, using single tracers of the matter distribution (Alonso et al., 2015b); this represents a cosmic variance floor to the capacity of galaxy surveys with a single tracer.

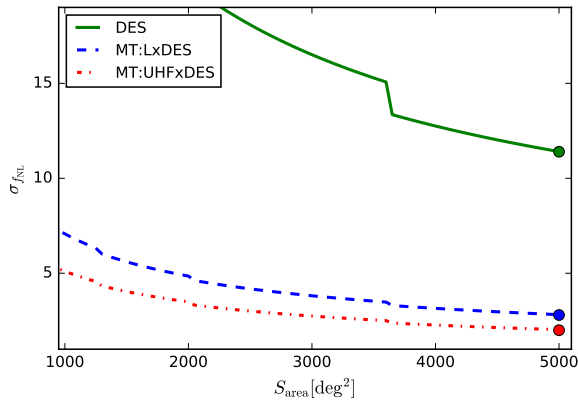


Figure 18. Constraints on $\sigma(f_{\text{NL}})$ against sky area for DES on its own (solid, green) and for multi-tracer of DES and MeerKAT (dashed, blue: low redshift band, dot-dashed, red: high redshift band). This calculation considers estimates for the full photometric sample of DES, i.e., “red” early type galaxies with “blue” galaxies full of young stars. *Figure reproduced with permission, from Fonseca et al. (2017).*

The multi-tracer technique, which combines the auto- and cross-correlations of two or more tracers of the underlying cosmic structure, is able to overcome the problem of cosmic variance, thus allowing us to measure the ratio of the power spectra without cosmic variance (Seljak, 2009). The MT technique is more effective when the bias and other features of the tracers are as different as possible. Ferramacho et al. (2014) have shown that the identification

of radio populations in continuum galaxy catalogues allows us to push the limit on primordial non-Gaussianity below $f_{\text{NL}} = 1$, in particular when redshift information for radio continuum galaxies is recovered by cross-identification with optical surveys (Camera et al., 2012). Alonso & Ferreira (2015) and Fonseca et al. (2015) have subsequently shown that an SKA1 IM survey combined with LSST can achieve $\sigma(f_{\text{NL}}) < 1$. Fonseca et al. (2017) have also shown that even the precursor MeerKAT (intensity mapping) and DES (clustering of the red and blue photometric galaxy samples, combined) can improve on the Planck constraint of Equation (20) (see Fig. 18). Fonseca et al. (2015) also illustrated how detection of primordial non-Gaussianity is tightly related to other relativistic effects important on the scale of the horizon. Failure in properly accounting for all these ultra-large scale corrections may lead to biased results in future cosmological analyses (Camera et al., 2015b,c).

4.4.2 Primordial black holes

It is customary to parametrise deviations from perfect scale invariance by a few variables, which capture the change in the shape of the power spectrum at some pivot scale k_* . The first of these numbers is the scalar tilt ($1 - n_s$), which expresses a constant offset in the power-law index. Higher derivatives, or runnings, of the power spectrum, are the scalar $\alpha_s = dn_s/d\log k$, and the second running $\beta_s \equiv d\alpha_s/d\log k$.

The scalar perturbations, $\zeta_{\mathbf{k}}$, have a two-point function given by

$$\langle \zeta_{\mathbf{k}} \zeta_{\mathbf{k}'}^* \rangle = P_\zeta(k) (2\pi)^3 \delta_D(\mathbf{k} + \mathbf{k}'), \quad (23)$$

where $P_\zeta(k)$ is the scalar power spectrum, for which we can define an amplitude as

$$\begin{aligned} \log \Delta_s^2(k) \equiv \log \left[\frac{k^3}{2\pi^2} P_\zeta(k) \right] &= \log A_s + (n_s - 1) \log \left(\frac{k}{k_*} \right) \\ &+ \frac{1}{2} \alpha_s \log^2 \left(\frac{k}{k_*} \right) + \frac{1}{6} \beta_s \log^3 \left(\frac{k}{k_*} \right), \end{aligned} \quad (24)$$

where A_s is the scalar amplitude. At the pivot scale of $k_* = 0.05 \text{ Mpc}^{-1}$, Planck has measured a scalar amplitude $A_s = 2.092 \times 10^{-9}$, with tilt $n_s = 0.9656$ (Planck Collaboration et al., 2018).

The primordial perturbations, ζ , generated during inflation, create matter overdensities $\delta \equiv \rho/\bar{\rho} - 1$, where ρ is the energy density and $\bar{\rho}$ its spatial average. These matter perturbations source the temperature fluctuations in the CMB and later on grow to seed the large-scale structure of the universe. In linear theory, matter and primordial perturbations are related to each other through a transfer function $\mathcal{T}(k)$, so that the matter power spectrum is:

$$P_\delta(k) = \mathcal{T}^2(k) P_\zeta(k). \quad (25)$$

In single-field slow-roll inflation, scale invariance is predicted to extend over a vast range of scales (Baumann, 2009; Planck Collaboration et al., 2016e). However, we only

have access to a small range of wavenumbers around the CMB pivot scale $k_* = 0.05 \text{ Mpc}^{-1}$. The amplitude, A_s , of the (scalar) power spectrum and its tilt, n_s , give us information about the first two derivatives of the inflaton potential when this scale, k_* , exited the horizon during inflation. Higher-order derivatives of this potential produce non-zero runnings, which for slow-roll inflation generically have values $\alpha_s \sim (1 - n_s)^2$ and $\beta_s \sim (1 - n_s)^3$, beyond the reach of present-day cosmological experiments (Adshead et al., 2011). Next-generation cosmological experiments, including SKA galaxy surveys and 21-cm measurements, can measure these numbers.

Slow-roll inflation models generally predict $|\alpha_s| \sim 0.001$ and $|\beta_s| \sim 10^{-5}$. Any large deviation from these values would disfavour single-field inflation models. Poursidou (2016a) showed that combining a Stage IV CMB experiment with a large sky 21-cm IM survey with SKA2-Mid can yield $\sigma(\alpha_s) \simeq 0.002$, while a high redshift ($3 < z < 5$) intensity mapping survey with a compact SKA2-Low-like instrument gives $\sigma(\alpha_s) \simeq 0.0007$. Reaching the required precision on the second running, β_s , is difficult and can only be achieved with very futuristic interferometers probing the Dark Ages (Muñoz et al., 2017).

A detection of α_s , or β_s , would enable us to distinguish between inflationary models with otherwise equal predictions, and would shed light onto the scalar power spectrum over a wider k range.

In the absence of any salient features in the power spectrum, such as small-scale non-Gaussianities, the power in the smallest scales will be determined by the runnings of the scalar amplitude. This is of particular importance for primordial black hole production in the early universe, where a significant increase in power is required at the scale corresponding to the PBH mass, which is of order $k \sim 10^5 \text{ Mpc}^{-1}$ for solar-mass PBHs (Green & Liddle, 1999; Carr, 2005). It has been argued that a value of the second running $\beta_s = 0.03$, within $1 - \sigma$ of Planck results, can generate fluctuations leading to the formation of $30 M_\odot$ PBHs if extrapolated to the smallest scales (Carr et al., 2016).

Combining galaxy-clustering SKA measurements with future CMB experiments will enhance measurements of these parameters, so that we will be able to measure significant departures from single-field slow-roll inflation. Moreover, long baseline radio interferometers, observing the epoch of reionisation, will be able to measure the running α_s with enough precision to test the inflationary prediction. However, to reach the sensitivity required for a measurement of $\beta_s \sim 10^{-5}$, a Dark Ages interferometer, with a baseline of $\sim 300 \text{ km}$, will be required.

A large positive value of the second running, β_s , has consequences for PBH formation. There has been interest in PBHs as a dark matter candidate (see, e.g., Carr & Hawking, 1974; Meszaros, 1974; Carr et al., 2016), since they could explain some of the gravitational-wave events observed by the LIGO collaboration (Abbott et al., 2016b; Bird et al., 2016).

If they are to be the dark matter (see §5.3.6.4 for a full discussion of this possibility), PBHs could have formed in the primordial universe from very dense pockets of plasma that collapsed under their own gravitational pull. The scales in which stellar-mass PBHs were formed are orders of magnitude beyond the reach of any cosmological observable. However, if the inflationary dynamics were fully determined by a single field, one could extract information about the potential $V(\phi)$ at the smallest scales from $V(\phi_*)$ at the pivot scale (and its derivatives) by extrapolation.

The formation process of PBHs is poorly understood (Green & Liddle, 1999), so one can as a first approximation assume that PBHs form at the scale at which $\Delta_s^2(k)$ becomes of order unity. It is clear that any positive running, if not compensated by a negative running of higher order, will create enough power in some small-enough scale to have $\Delta_s^2(k) = 1$. Nonetheless, the mass of the formed PBHs is required to be larger than $\sim 10^{15} \text{ g}$ (i.e., $\sim 10^{-18} M_\odot$), to prevent PBH evaporation before $z = 0$, which sets a limit on the smallest scale where PBHs can form of $\sim 10^4 \text{ km}$.

In order to produce PBHs of $\sim 30 M_\odot$, as suggested by Bird et al. (2016) to be the dark matter, the relevant scale is $\sim 10 \text{ pc}$. This would force the second running to be as large as $\beta_s \approx 0.03$, which will be tested at high significance by SKA2 galaxy surveys and IM measurements.

Detailed investigations of constraints on inflationary parameters related to PBH production and observational constraints have been performed recently, by authors including Young & Byrnes (2015); Young et al. (2016); Cole & Byrnes (2018); Germani & Prokopec (2017); Muñoz et al. (2016); Poursidou (2016a); Sekiguchi et al. (2018). We refer to those papers for accurate and thorough observational constraints and predictions.

4.5 Tests of Fundamental Hypotheses

4.5.1 Tests of the Cosmological Principle

Testing the foundations of the standard cosmological model is an important part of strengthening the status of this model. One of the basic pillars of cosmology is the large-scale FLRW geometry, in other words, the cosmological principle: on large enough scales the universe is *on average* spatially homogeneous and isotropic. This principle consists of two parts:

Statistical isotropy of the Universe around us: There is a large body of separate evidence that the Universe is isotropic, on average, on our past lightcone. The strongest such evidence comes from the observed level of anisotropies of the CMB. The observed dipole in the CMB is consistent with our proper motion with respect to the CMB rest frame (see Kogut et al., 1993; Aghanim et al., 2014). Thus, once corrected for this proper motion, the CMB does indeed appear isotropic around us to one part in 10^5 , a level perfectly consistent with the standard model of cosmology supplemented by small fluctuations generated early during a phase of inflation. In addition, a generic test of Bianchi

models presented by Saadeh et al. (2016) with CMB strongly disfavours large-scale anisotropic expansion.

The Copernican Principle: we are typical observers of the Universe; equivalently: we are not at a special spatial location in the Universe. Relaxation of this principle has sometimes been invoked as a solution to the dark energy problem (see, e.g., Garcia-Bellido & Haugboelle, 2008; February et al., 2010), but studies of kinetic Sunyaev-Zeldovich effects have strongly disfavoured such solutions; see Bull et al. (2012) and Clifton et al. (2012a). However, the principle itself remains to be tested accurately, irrespective of the actual solution to the dark energy problem.

It is clear that these two ingredients, which, when combined, imply the cosmological principle, have different scientific statuses. On the one hand, the observed statistical isotropy around us is easily constrained by direct observations down our past lightcone. On the other hand, the Copernican Principle provides a prescription about what happens off our past lightcone, both in our causal past and outside of our causal past. Assessing its validity is therefore much more difficult.

One can find detailed accounts of various ways one can constrain the large-scale geometry of the Universe from observations in two recent reviews (Clarkson & Maartens, 2010; Clarkson, 2012). Some detailed discussions of the prospects of the SKA for future tests of the cosmological principle are presented by Schwarz et al. (2015). In particular, the SKA will be ideal to measure the cosmic radio dipole and to test if it aligns with the CMB dipole, as it should be the case in standard cosmology. A recent analysis of the WISE-2MASS optical catalogue by Bengaly et al. (2017) has not found any significant anisotropy in the large-scale structure distribution, but the SKA will allow us to pinpoint the direction and amplitude of the dipole with great accuracy (e.g., with SKA2, one will be able to determine the direction of the dipole to within 1 degree; see Schwarz et al., 2015), and to compare them directly with the CMB measurement, since the SKA will probe a super-horizon size volume.

Tests of the Copernican Principle, on the other hand, are much harder to design, and are usually much less precise. However, two promising techniques have emerged, which allow one to get some information on what happens off our past lightcone. First, a direct comparison of the transverse and radial scales of BAOs gives one access to a test of possible anisotropies in the local expansion rate of the Universe away from us (see Maartens, 2011; February et al., 2013).

Second, direct measurements of the redshift-drift, while a remarkable probe of the nature of dark energy (see §4.2.2), can also help constrain the Copernican Principle, as presented by Bester et al. (2015, 2017). Bester et al. (2017) use a fully relativistic way of reconstructing the metric of the Universe from data on our past lightcone, with a minimal set of a priori assumptions on the large scale geometry. Focusing on spherically symmetric (isotropic) observations around a central observer (in the Λ -Lemaître-Tolman-Bondi class), one can characterise any departure from ho-

mogeneity by the scalar shear of the cosmological fluid, $\sigma^2 = \frac{1}{2}\sigma_{ij}\sigma^{ij}$. Figure 19 presents constraints on this shear from current optical data (label \mathcal{D}_0), and for a forecast with radio-astronomy data (labels \mathcal{D}_1 and \mathcal{D}_2) generated around a fiducial Λ CDM model. \mathcal{D}_0 uses Type Ia supernova data from Suzuki et al. (2012) to determine the angular distance $D(z)$, cosmic chronometre data from Moresco et al. (2011); Moresco (2015) to determine the longitudinal expansion rate $H_{\parallel}(z)$, and stellar ages from Sneden et al. (1996) to put a lower bound on the age of the Universe t_0 . \mathcal{D}_1 uses only Type Ia supernova data from Suzuki et al. (2012) and forecast for SKA2 BAO in intensity mapping for $D(z)$, as well as forecast for a redshift drift experiment like CHIME, from Yu et al. (2014). Finally, \mathcal{D}_2 consists of all the combined inputs of \mathcal{D}_0 and \mathcal{D}_1 . Details of the methods are presented by Bester et al. (2017) and references therein. One clearly sees that the redshift drifts are the best data to improve on current constraints.

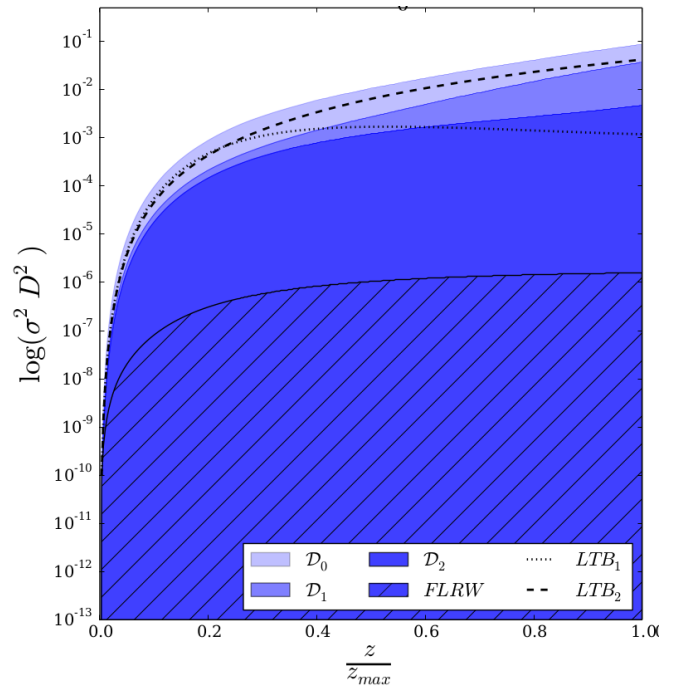


Figure 19. Constraints on the matter shear normalised by the angular distance, D , as a function of redshift on our current past lightcone. The blue regions, from light to dark, correspond to the upper $2\text{-}\sigma$ contours reconstructed from currently available data (i.e., simulation \mathcal{D}_0), forecast, $D(z)$ and redshift-drift data (i.e., simulation, \mathcal{D}_1) and finally all of the above, including $H(z)$ data from longitudinal BAO measurements (i.e., simulation, \mathcal{D}_2). The hatched region corresponds to the intrinsic shear present in a perturbed FLRW model with a uv-cutoff of 100 Mpc. For comparison we also show two spherically symmetric but inhomogeneous models, one with a homogeneous bang time $t_B(r) = 0$ (labelled LTB_1) and one without (labelled LTB_2).

Besides, they also allow for a remarkable determination of the value of the cosmological constant without assuming the Copernican Principle: as shown in Figure 20, in the class of spherically-symmetric, but inhomogeneous models, the inclusion of redshift drift data allows one to constrain Ω_Λ

at less than 10%.

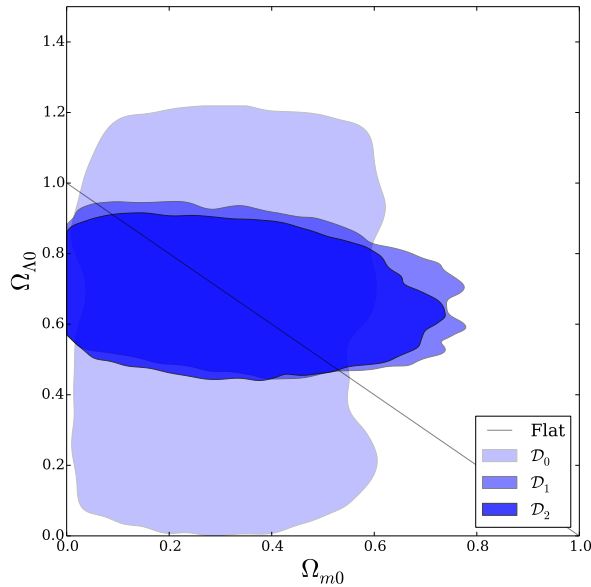


Figure 20. $2\text{-}\sigma$ constraints on Ω_Λ and Ω_m on the worldline of the central observer today for the various combinations of data presented in the text.

4.5.2 Tests of local Lorentz invariance

Cosmological models inspired from fundamental theories may lead to violation of LLI. The strongest constraints on such proposals will be set by pulsar experiments, as discussed in §3.1.1.1. These constraints are proportional to the timing precession of binary pulsars, and hence will be dramatically improved with the SKA project.

A cosmological model that leads to LLI violation and has so far passed all other tests is the D-material Universe (Elghozi et al., 2016), a model which may appear as the low-energy limit of certain brane theories (Mavromatos & Sakellariadou, 2007) in the context of string theories with large extra dimensions. This cosmological model aims at providing a justification for the phenomenological Λ CDM model, which relies on the existence of two unknown quantities, namely a positive cosmological constant, Λ , and CDM component, both introduced in order to fit current astrophysical data.

According to string theory, matter consists of one-dimensional objects, the strings. Different vibrations of a string represent different particle types, while splitting and joining of elementary strings represent particle interactions. String ends live on a surface that can be thought of as a large massive object, a Dirichlet brane (D-brane), in spacetime. Branes of different dimensionality, depending on the particular string theory, are thought to be embedded within a higher dimensionality background, the bulk. In this framework, let us consider a compactified (3+1)-dimensional brane propagating in a higher dimen-

sional bulk populated by zero-dimensionality (point-like) D-branes, called D-particles, since they have all their spatial dimensions wrapped around compact space. As the (3+1)-dimensional brane moves in the bulk, D-particles cross it, resulting in foamy structures. Since branes are by definition the collection of the end points of open strings, particle excitations (described by open strings) propagate in a medium of D-particles. Thus, brane-puncturing massive D-particles can be captured by electrically neutral matter open strings, a process that is described by the Dirac-Born-Infeld action. This scenario leads to a bi-metric theory¹⁰ (Mavromatos & Sakellariadou, 2007), with a vector field appearing naturally as the result of the recoil velocity field of D-particles. The recoil results in a metric deformation of the neighbouring spacetime, and in Lorentz invariance being locally broken. The latter implies the emergence of vector-like excitations that can lead to an early era of accelerated expansion, in the absence of an inflaton field, and contribute to large scale structure (enhancing the dark matter component) and galaxy formation (Ferreras et al., 2008, 2009; Mavromatos et al., 2009). The D-material universe has been shown to be in agreement with gravitational lensing phenomenology (Mavromatos et al., 2013). Moreover, the medium of D-particles leads to recoil velocity field condensates that induce an effective mass for the graviton (Elghozi et al., 2017), in agreement with the constraints imposed from the Advanced LIGO interferometric data (Abbott et al., 2016a,b; Abbott et al., 2017). So far, the D-material universe is in agreement with observational constraints (Mavromatos et al., 2013; Elghozi et al., 2017)

This, so far successful, cosmological model with the advantage of being based on a microscopic theory, can be further tested with the SKA (Janssen et al., 2015). LLI violation leads to modifications of the orbital dynamics of binary pulsars, as well as to modifications of the spin evolution of solitary pulsars (Shao et al., 2013), while for the latter it also leads to a spin precession with respect to a fixed direction (Shao & Wex, 2012). Hence, LLI violation implies changes in the time-derivative of the orbital eccentricity, of the projected semi-major axis, and of the longitude of the periastron, while it changes the time-behaviour of the pulse profile.

Since the accuracy of timing precession of binary pulsars will be significantly improved with the SKA project, one expects to further constrain models leading to LLI violation, such as the cosmological model mentioned above. For a given pulsar, the timing precision scales with the signal-to-noise ratio of its pulse profile. As simulations have indicated, if the SKA improves the signal-to-noise ratio of pulse profiles by a factor of 10, the Lorentz-violating coefficients will be constrained by the same factor, within only a 10-year cycle of observations. Combining these SKA observations

¹⁰A bi-metric theory has two metrics: (1) the ‘Einstein frame’ metric, $g_{\mu\nu}$, that satisfies the canonically Einstein-Hilbert action, and (2) a modified physical metric that matter and radiation ‘feel’; it depends on $g_{\mu\nu}$ but also on scalar and vector fields.

with 20 years of pre-SKA data, one may be able to constrain the Lorentz-violating coefficients up to a factor of 50 (Shao et al., 2015).

4.6 Summary

In this section, we have reviewed how data from the SKA will open a new era for radio cosmology, allowing us to test the foundations of the concordance cosmological model to unprecedented accuracy. Furthermore, we argue that the SKA's commensality with other observational campaigns, aimed at scrutinising the Universe's large-scale structure in the optical and NIR bands, will allow us to have independent checks of crucial cosmological observations, de facto reinforcing statistical analyses on long-standing problems such as the nature of dark energy or the validity of general relativity on cosmological scales.

Below, we list the main points considered in the section:

- *Tests of cosmic acceleration (see §4.2).* The zeroth order test to understand whether the late-time cosmic expansion is truly due to a cosmological constant term or if it is a dark energy component that dominates the Universe's present-day evolution is to check the constancy of the equation of state of dark energy, $w(z)$. The SKA will be able to do this both at the level of background and cosmological perturbations. The latter will be achieved mostly via BAO measurements, for which 21cm intensity mapping will represent a unique added value of the SKA, compared to usual galaxy surveys. The former is envisaged through measurements of the redshift drift, which will allow us to probe the Hubble parameter directly and not as an integrated quantity, e.g., as for type Ia supernovae.
- *Tests of gravity (§4.3).* Although general relativity has been tested to exquisite precision in the solar system and in strong gravity regimes, we still extrapolate it for orders of magnitude when we use it to interpret cosmological data. For this reason, the possibility of deviations from Einsteinian gravity are particularly interesting in the context of dark energy, for which a modified gravity model may represent a viable alternative. The main means by which the SKA will test this hypothesis is the study of the growth of large-scale structure. On the one hand, the SKA will complement optical/NIR surveys such as those to be performed by Euclid or LSST in quantifying deviations from general relativity at the level of the matter power spectrum, employing 21cm intensity mapping, HI and continuum galaxy number counts, as well as radio weak lensing cosmic shear. On the other hand, the SKA depth and sky area will allow us to probe for the first time the largest cosmic scales, which see the peak of as-yet-undetected relativistic effects.
- *Tests of inflation (§4.4).* Those same extremely large scales where relativistic effects hide also retain pristine

information about inflation. One of the most robust predictions of inflation is a certain amount of non-Gaussianity in the distribution of primordial density fluctuations. By probing the growth of structures on the scale of the horizon and, in particular, by cross-correlating multiple tracers of the underlying dark matter distribution, we will be able to push the limits on primordial non-Gaussianity, eventually reaching sub $f_{\text{NL}} = 1$ precision. Moreover, the study of the matter power spectrum over a wide range of scales will allow us to test the hypothesis of primordial black holes, for which a significant increase in power is required at the scale corresponding to the primordial black hole mass.

- *Tests of the cosmological principle (§4.5.1).* By measuring the cosmic radio dipole and comparing it to the observed CMB dipole, the SKA is ideally suited to test the hypothesis of statistical isotropy of the Universe around us. Furthermore, redshift drift measurements can also help constrain the Copernican Principle, in particular by putting strong bounds on inhomogeneous cosmological models, such as Λ -Lemaître-Tolman-Bondi cosmologies.

5 DARK MATTER AND ASTROPARTICLE PHYSICS

5.1 Introduction

The detection of dark matter remains a key goal of modern cosmology and astrophysics. After three decades of searching, the case for its existence remains stronger than ever, with measurements from Planck (Planck Collaboration et al., 2018) reinforcing the hypothesis that massive, non-luminous matter comprises 26% of the total energy density of the Universe. Radio astronomy in particular has played a critical role in constraining the properties and evolution of DM halos since their initial prediction, particularly in the observation of HI rotation curves well beyond the optical radius of galaxies (see, e.g., Bosma, 1981a,b; van Albada et al., 1985; Begeman, 1989). Future radio observations may also be crucial for identifying the DM among the many suggested candidates. Weakly interacting massive particles (WIMPs) have been a primary focus, a category of new, principally fermionic, particles predicted from extensions to the standard model of particle physics. However, attention has also turned to a variety of other candidates: recent observations at LIGO (Bird et al., 2016) have re-invigorated the search for primordial black holes, and the search for axions has received significant support in recent years (see Fig. 21 and Park, 2007, for an overview of the dark matter parameter space).

The development of the SKA marks a significant advancement in radio astronomy and offers the possibility of direct or indirect detection of dark matter. One of the major challenges in doing this is to disentangle the DM signal from astrophysical signals. With its huge improvement in sensitivity, resolution, and versatility, the SKA will massively

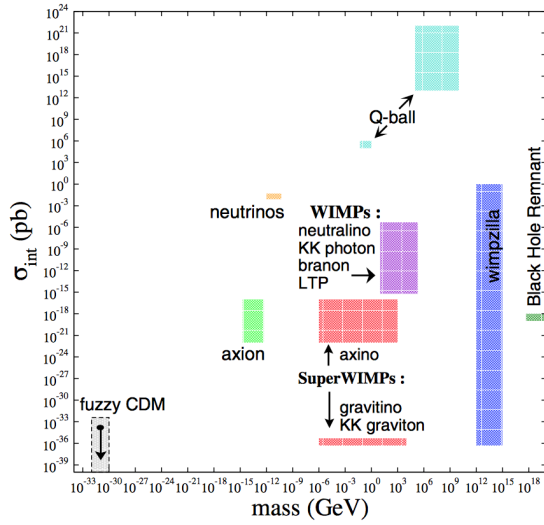


Figure 21. The mass and cross-section (in picobarns, where $1 \text{ pb} = 10^{-40} \text{ m}^2$) for various dark matter particle candidates. Figure taken from Park (2007).

increase our understanding of astrophysical backgrounds and facilitate disentanglement. Our key goal in compiling this work is to bring together the areas in which the SKA and its precursors can make its greatest contribution to both cosmology and particle physics. §5.2 looks at ways the SKA may help to constrain general DM properties; §5.3 reviews the search for DM candidates and details ways in which the SKA can support the search for WIMPs, axions and PBHs in particular; and §5.4 investigates ways in which the SKA can constrain astroparticle properties.

5.2 Dark Matter Properties

The evidence for dark matter on galaxy scales comes from 21 cm line observations of rotation curves, which do not decline beyond the optical image of gas rich galaxies. However, it is still debated how predominant the dark matter is in the inner parts of such galaxies, since the mass models are degenerate, so that additional dynamical criteria have to be brought to bear. These are not straightforward, and a debate is ongoing on the validity of using stellar velocity dispersions to settle this issue (see for example Bosma, 2017, and references therein).

Attempts to constrain the geometrical shape of the dark matter halo, using the flaring of the HI layer beyond the optical radius, are also unexpectedly difficult. For bright galaxies, the current picture is rapidly changing, as there is more and more evidence for a complicated baryon cycle, with both accretion and outflows related to star formation activity. This affects the kinematics of extraplanar HI gas, which rotates slower than the HI in the stellar disk (for example Oosterloo et al., 2007, for NGC 891). Of course smaller galaxies could be more quiescent, but for those the thickness of the HI layer might play a role.

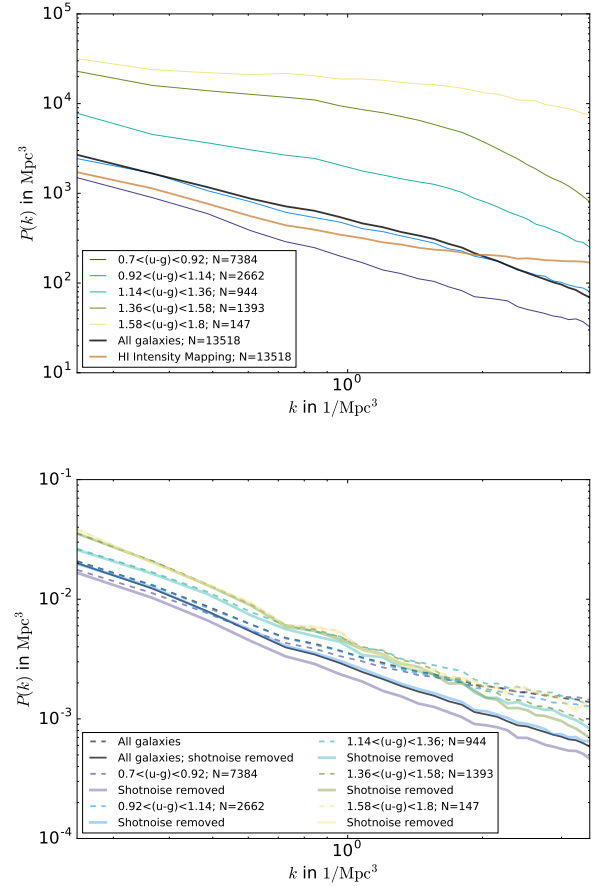


Figure 22. Upper panel: we use a box of the EAGLE hydro-dynamical simulation suite at $z = 0.5$ to derive the HI intensity mapping power spectrum (orange line) as well as several optical selected galaxy sample power spectra using the magnitudes in the SDSS u and g filters. The black line marks the power spectrum of all galaxies in the simulation volume. Lower panel: We cross-correlate the HI intensity maps with respective galaxy selections. The dashed lines mark the observed cross-power spectra. The solid lines have been shot-noise corrected where the shot-noise is proportional to the average HI mass in the optical galaxies.

Through HI intensity mapping and observation of the HI power spectrum, SKA will be able to provide new insights into galaxy formation and evolution, thus providing greater clarity on the properties of DM. Most particularly, such observations will provide a window into DM distribution, DM halo abundance and clustering, and the thermal nature of DM.

5.2.1 Dark matter distribution

Understanding how HI correlates to the underlying mass of the DM halo is crucial to constraining DM properties from astrophysical observations. Observational constraints on HI abundance and clustering in the post-reionisation ($z < 6$) Universe can be divided into three categories: (1) 21 cm emission line galaxy surveys at low redshifts ($z \sim 0 - 1$), (2) 21 cm intensity mapping (attempted at $z \sim 1$) measuring the integrated, unresolved emission from galaxies, and

(3) higher redshift damped Lyman- α absorption surveys (at redshifts $z > 1.5$). Future facilities such as the SKA will attempt to provide both galaxy surveys as well as intensity maps at moderate and high redshifts ($z > 1$), thus enhancing our understanding in this field.

The HI intensity power spectrum, $[\delta T_{\text{HI}}(k, z)]^2$ (as provided by, for example, Battye et al., 2013), couples contributions from (1) the astrophysics of HI in galaxies that affects the brightness temperature and the HI bias, and (2) the underlying DM power spectrum. Padmanabhan et al. (2015) combine the astrophysical uncertainties from the available data to derive estimates of the observable HI power spectrum using current and future facilities. The astrophysics needs to be modelled effectively in order to recover the underlying cosmological parameters, and in the future also enable constraints on the DM power spectrum via HI experiments. This can be done by using a data-driven halo model framework for neutral hydrogen in the post-reionisation Universe (Padmanabhan & Refregier, 2017; Padmanabhan et al., 2017). The uncertainties on the astrophysical parameters are quantified using a Markov chain Monte Carlo technique applied to existing HI observations. This not only offers clues towards the baryonic gas evolution, but also enables insights into the amount of astrophysical degradation expected in forecasting the cosmological and DM properties.

Accurate cosmological interpretation of the HI intensity mapping power spectrum requires profound understanding of the manner in which the HI gas traces the underlying DM distribution. This is most commonly expressed through the HI bias (Sarkar et al., 2016; Castorina & Villaescusa-Navarro, 2017). Numerical simulations show the HI bias to scale-dependently increase for wavenumbers $k \leq 1.0 \text{ Mpc}^{-1}$. Figure 22 shows an example of this effect using the HI intensity mapping power spectrum derived from a $(100 \text{ Mpc})^3$ volume of the hydrodynamical EAGLE simulation (Lagos et al., 2015; Crain et al., 2017) at $z = 0.5$ (marked in orange), comparing it to galaxy samples selected by their Sloan Digital Sky Survey (SDSS) u and g luminosities. One can also see from this Figure that high u-g luminosities show a greater amplitude in their power spectra. This reflects the correlation between u-g luminosity and the age of the galaxy, with high u-g luminosities disproportionately selecting quiescent red galaxies which live in higher density regions than their younger blue counterparts. The total galaxy power spectrum as a tracer for the DM is also marked in black for comparison. Measuring the HI bias in future intensity mapping observations at low and high redshifts as seen by SKA1-Mid and SKA1-Low, respectively, will be crucial to gaining a new understanding of how HI correlates with the underlying host DM halo mass as well as to the properties of the host galaxy. The latter can be facilitated by the cross-correlation of HI intensity maps with different galaxy samples, allowing measurement of the cross-correlation coefficients of HI to galaxy properties such as age, star-formation activity, AGN activity, and halo

mass. The shot-noise on the cross-correlation power spectrum determines the average HI mass of the optical galaxy sample, constraining the scaling relation of HI mass to optical galaxy tracers (Wolz et al., 2017b). An example of these effects can be seen in the lower panel of Figure 22, which shows the cross-correlation of (u – g)-magnitude selected galaxy samples with HI intensity mapping signals given by the EAGLE simulation. If the shot-noise is not taken into account, the cross-correlations of different galaxy selections exhibit vastly varying scale-dependent clustering behaviour on smaller scales, which is relieved once the shot noise is correctly removed as marked by the solid lines.

SKA1-Mid and SKA1-Low will both be equipped to perform HI intensity mapping observations spanning $0 < z < 6$. The resulting HI power spectrum measurements will allow the determination of the scale-dependence of the HI bias, as well as the absolute amplitude of the HI bias when employing outside constraints for the HI energy density, Ω_{HI} . The cross-correlations of these observations with galaxy surveys performed by Euclid or LSST will provide additional insights into the coupling of galaxy and halo properties to the HI distribution.

The DM problems on galaxy scales can be studied with the SKA precursors, with the help of suitable samples of galaxies and long integration times to attain the necessary sensitivity to detect the HI as far out as possible. The accompanying multi-wavelength optical studies are also reaching a great sophistication, so that they hopefully set stringent constraints to the stellar mass-to-light ratios of galactic disks.

5.2.2 Thermal characteristics of dark matter

Determining the magnitude of the DM thermal velocities will give us clues to unveiling the nature of DM. We already know that DM cannot be hot, that is, it cannot be mostly made up of particles with large thermal velocities such as neutrinos, since this would change the structure formation paradigm from bottom-up to top-down. On the other hand, the possibility of DM having relatively small thermal velocities (i.e., warm dark matter) is not in contradiction with cosmological observations. Currently, the tightest constraints come from observations of the Lyman- α forest (Iršič et al., 2017) with $m_{\text{WDM}} > 5.3 \text{ keV}$ at 2σ confidence, but a large parameter space remains unexplored and could in principle be investigated. The SKA can further constrain these WDM properties by measuring the global 21 cm evolution and power spectra in different frequency bands. The following sections summarise the effect of such thermal properties and the prospects for measurement.

5.2.3 Warm dark matter and the HI power spectrum

The shape and amplitude of the 21 cm power spectrum at different redshifts is sensitive to the abundance, clustering and HI mass function of DM halos. It is expected therefore that the significant impact WDM has on the properties of low-mass halos will result in an observable signature.

The impact of WDM on halo properties has been studied in some detail, and analytic formalisms such as the halo model have been extended to include it (Dunstan et al., 2011). Carucci et al. (2015) prepared forecasts by using the results of hydrodynamic simulations with CDM and WDM and pointed out that 5 000 hours of interferometer intensity mapping observations by SKA1-Low can be used to rule out a WDM model with an effective particle mass, m_X , of 4 keV at 3σ . These are competitive constraints that can complement bounds from independent probes such as those from the Lyman- α forest (Iršič et al., 2017).

To show the evolution of the power spectrum at different scales, Figure 23 plots the brightness temperature power spectrum as a function of redshift, $(\delta \bar{T}_b)^2 \Delta_{21}^2$, for the modes $k = 0.08 \text{ Mpc}^{-1}$ and $k = 0.18 \text{ Mpc}^{-1}$. One can see a three-peak structure that (moving from right to left) is due to inhomogeneities in the coupling coefficient for scattering of Lyman- α photons, x_α , kinetic gas temperature, T_K , and the neutral fraction of hydrogen, x_{HI} . At their peak these inhomogeneities could enhance the power at $k = 0.08, 0.18 \text{ Mpc}^{-1}$ for the WDM model by up to a factor of 2.4, 2.0 for $m_X = 2 \text{ keV}$ and 1.3, 1.1 for $m_X = 4 \text{ keV}$ model.

The current interferometric radio surveys such as MWA, HERA and SKA-Low may provide the sensitivity and noise level that are able to detect this boost of power spectrum by WDM. To forecast the capability of these new surveys to place constraints on WDM model, we plot the forecasts of 1σ thermal noise of the power spectrum computed by Mesinger et al. (2014) and Sitwell et al. (2014) for 2 000 hours of observational time for MWA, HERA and SKA-Low in Figure 23. One can see that, although MWA's capability is marginally able to detect the boosted power of $m_X = 2 \text{ keV}$ model at reionisation and X-ray heating peak locations, SKA-Low should provide a strong constraint on the excess power on these scales over the range of redshift $10 < z < 25$.

5.2.4 Determining thermal properties from the epoch of reionisation

Free-free emission from an ionised medium can produce a potentially remarkable diffuse signal, particularly at frequencies lower than $\sim 10 \text{ GHz}$. The baryonic matter variance can be calculated by integrating the power spectrum of matter density perturbations over an appropriate range of wavenumbers:

$$\sigma^2(z) = \frac{1}{2\pi^2} \int P(k, z) k^2 dk. \quad (26)$$

In a given cosmological model, the cosmological parameters determine the level of matter density contrast. While the structure distribution does not depend significantly on the DM model at large scales (Gao & Theuns, 2007), the small scales and, consequently, the amplitude of the clumping factor, $1 + \sigma^2(z)$, are particularly sensitive to the thermal properties of DM particles.

In CDM standard models, cold and essentially collisionless particles had a negligible velocity dispersion in the cos-

mic epochs relevant for structure formation, and the corresponding power spectrum is then essentially undamped up to very high wavenumbers. Contrariwise, in WDM models, the intrinsic thermal velocity dispersions related to the particle distribution properties could imply a substantial free streaming process, affecting clustering properties and suppressing power spectrum above certain wavenumbers, dependent on particle thermal history and mass. Traditional cold and hot DM particle masses are, respectively, in the range of $\sim 10 - 10^2 \text{ GeV}$ and $\sim \text{few eV}$, while masses of about $1 - 10 \text{ keV}$ are typically considered for WDM particle candidates (Boyanovsky et al., 2008), in form of, e.g., gravitinos or sterile neutrinos.

The evolution of the power spectrum can be described in terms of transfer function and for WDM models it is approximately given by that of the corresponding CDM model but with a cut-off k_{max} at high wavenumbers, i.e. at scales smaller than the scale of free-streaming of the WDM particle. Values of k_{max} in the range 20 to 10^3 are usually considered. Thus, together with the amplitude of initial perturbations, k_{max} mainly determines the values the clumping factor at the relevant redshifts. In turn, the damping of inhomogeneities in Λ WDM models at small scales delays the growth of structures (Viel et al., 2005), influencing the early stages of star formation history.

Ultimately, the non-negligible IGM density contrast, related to DM particle properties, implies an amplification factor of $[\approx 1 + \sigma^2(z)]$ of the diffuse free-free emission triggered by a specific reionisation mechanism (Trombetti & Burigana, 2014). Therefore, other than contributing to the deep understanding of the astrophysical reionisation process, the detailed analysis of the free-free diffuse signal represents a way to study DM properties exploiting their influence on the power spectrum at high wavenumbers.

5.3 Dark Matter Searches

) The nature of DM will remain a mystery without the clear and unequivocal detection of its particle physics nature¹¹. A surprisingly common prediction of many particle physics models is that DM is not completely dark. It can either couple to standard model particles with a very weak interaction or it can self-annihilate or decay, and via cascading processes eventually end up as standard model particles such as neutrinos, photons, positrons and other antimatter elements (Bertone et al., 2005).

Such particles may be observed through different channels. Neutrinos and photons, usually in the form of γ -rays, have zero electromagnetic charge and consequently maintain their original trajectory. Conversely, charged particles are effectively isotropised by their tangled propagation in Galactic magnetic fields. The acceleration of the charged

¹¹ For a review on DM direct and indirect searches see, for example, Gaskins (2016); Conrad & Reimer (2017), and see Athron et al. (2017a,b) for the accelerator-based status.

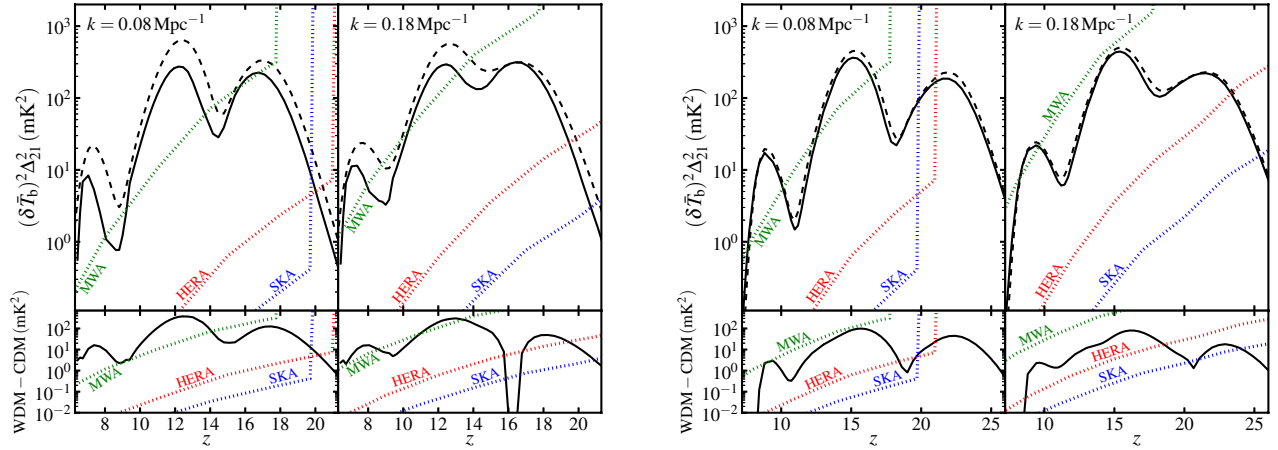


Figure 23. Evolution of the power spectrum of the brightness temperature for WDM with (left panel) $m_\chi = 2 \text{ keV}$ and (right panel) $m_\chi = 4 \text{ keV}$. The top panels show power spectra at $k = 0.08, 0.18 \text{ Mpc}^{-1}$ for the WDM (dashed) and the CDM model (solid). The bottom panel is the subtraction of CDM power spectrum from the WDM power spectrum, showing the difference. The dotted curves show the 1σ thermal noise power spectrum forecasts computed by Mesinger et al. (2014) and Sitwell et al. (2014) with 2 000 hours observational time. The green, red and blue lines are for MWA, HERA and SKA-Low respectively. Figure taken from Sitwell et al. (2014).

particle products in the magnetic fields do however provide an additional detection channel via the emission of secondary radiation such as bremsstrahlung, Compton or synchrotron radiation. The latter can reach frequencies from MHz to a few hundred GHz, and needs to be isolated from overwhelming and complex astrophysical backgrounds that mask the expected DM signal both morphologically and in spectral features. The DM signals often possess features that differentiate them from the backgrounds (typically, a non-power-law spectrum and a cut-off at an energy related to the DM mass). This is not observed in the data (for example from Fermi, HESS and MAGIC) and therefore relevant bounds on DM properties (particle mass, annihilation or decay rate) are the typical outcome (for example, Gaskins, 2016; Conrad & Reimer, 2017, and references therein).

The most studied option is the so-called WIMP, elementary particles with a mass from a few GeV to several TeV, endowed with weak or sub-weak type interactions. In particular, γ -ray observations are considered a promising avenue to probe WIMP scenarios (Bringmann & Weniger, 2012), but γ -rays alone cannot usually be disentangled from the astrophysical sources, and radio astronomy can play a crucial role in background determination. Although DM targets (clusters, galaxies, galaxy satellites or subhalos) appear to be invisible individually, their cumulative emission might be detectable with advanced techniques. We will discuss possible general signals in §5.3.1 and more specific cases in §5.3.2, §5.3.4 and §5.3.5. But as we will discuss in §5.3.3 and §5.3.6, other options should also be considered.

5.3.1 Photon fluxes from WIMP-like dark matter

Positrons and electrons propagating in magnetic fields will lose energy (mainly) due to synchrotron radiation and inverse Compton scattering (Sarazin, 1999). Other

ways to lose energy, such as Coulombian interactions or bremsstrahlung are subdominant. For the energies and magnetic fields relevant for DM positrons in the Milky Way, the resulting radiation has frequencies from MHz to a few hundred GHz. For high-energy positrons and electrons propagating in a Galactic environment, the density per unit energy (ψ in units of $\text{cm}^{-3} \text{ GeV}^{-1}$) is well described as a purely diffusive equation (Delahaye et al., 2008):

$$-K_0 \epsilon^\delta \nabla^2 \psi - \frac{\partial}{\partial E} (b(E) \psi) = Q(\vec{x}, E), \quad (27)$$

in which the parameters K_0 and δ model the diffusion of the positrons in the Galactic magnetic field, $b(E)$ describes the loss of energy, and $\epsilon = E/1\text{GeV}$.

The source term $Q(\vec{x}, E)$ contains the information on the source that injects positrons into the environment. If the only primary source of positrons is the annihilation of WIMP particles with mass M , the source term becomes

$$Q(\vec{x}, E) = \frac{1}{2} \langle \sigma v \rangle \left(\frac{\rho(\vec{x})}{M} \right)^2 \sum_i \beta_j \frac{dN_e^j}{dE}, \quad (28)$$

where β_j is the branching ratio of the different annihilation channels. The thermally averaged annihilation cross-section, $\langle \sigma v \rangle$, is mainly described by the theory explaining the WIMP physics, whereas the number of positrons and electrons produced in each decay channel per energy interval, dN_e^j/dE_j involves decays and/or hadronisation of unstable products (e.g., quarks and gauge bosons) involving non-perturbative effects related to quantum chromodynamics (QCD), which can be obtained from numerical software packages such as DarkSUSY¹² or micrOMEGAS¹³ based on PYTHIA Monte Carlo event generator¹⁴.

¹²<http://www.darksusy.org>

¹³<https://laph.cnrs.fr/micromegas/>

¹⁴<http://home.thep.lu.se/~torbjorn/Pythia.html>

The power of emission is related to the positron kinetic energy by the synchrotron power

$$P_{\text{syn}} = \frac{1}{4\pi\epsilon_0} \frac{\sqrt{3}e^3 B}{m_e c} y \int_y^\infty d\xi K_{5/3}(\xi) \left(\frac{v}{v_c}\right), \quad (29)$$

where

$$v_c = \frac{3eE^2 B}{4\pi m_e^2 c^4}, \quad (30)$$

is defined as a the critical frequency of the emission. In the above equations, B is the Galactic magnetic field, m_e the mass of the electron, E the kinetic energy of the electron/positrons, c the speed of light. and $K_{5/3}(\xi)$ is the modified Bessel function of the second kind.

Taking into consideration every positron and electron with a specific energy as a synchrotron emitter, it is necessary to sum all the possible contributions over the line-of-sight as follows:

$$F(\nu) = \left(\frac{2}{4\pi}\right) \int_{\text{l.o.s.}} dl \int_{m_e}^M dE' P_{\text{syn}}(\nu, E') \psi(\vec{x}, E'). \quad (31)$$

$F(\nu)$ corresponds to the so-called density of radiation (which can be measured in janskys), and $\psi(\vec{x}, E')$ is the number density of electrons/positrons previously calculated through the diffusion equation in Equation (28). Focussing on the Milky Way, a diffuse contribution in radio frequencies could be expected due to the disposition of DM in halos.

5.3.2 Searches for diffuse emission in the darkest sources

As described in §5.3.1, DM annihilations may cascade to non-thermal electrons and positrons, which in turn emit radio waves as synchrotron radiation in regions where an ambient magnetic field is present. Therefore, a generic prediction of WIMP models is diffuse radio emission from DM halos induced by non-gravitational interactions of DM. Its discovery would be a significant step toward the solution of the DM mystery. The improved sensitivity of the SKA and its precursors will allow us to reach the sensitivity required to detect the radio flux emitted by DM halos, especially at low redshifts, both in the investigation of the number counts of sources, and in their statistics across the sky.

Intriguingly, a few years ago, the ARCADE-2 collaboration reported isotropic radio emission that is significantly brighter than the expected contributions from known extragalactic astrophysical sources (Seiffert et al., 2011; Fornengo et al., 2014) and is well-fitted by WIMP-induced emission (Fornengo et al., 2011). If the cosmological signal from DM is at such level, then the contribution from particle DM in the data from the Evolutionary Map of the Universe (EMU; Norris et al., 2011) survey on the Australian Square Kilometre Array Pathfinder (ASKAP; Johnston & Wall, 2008) should be significant.

Figure 24 shows the number of sources as a function of redshift in two brightness ranges for the DM component (for model A of Fornengo et al., 2011, which fits the

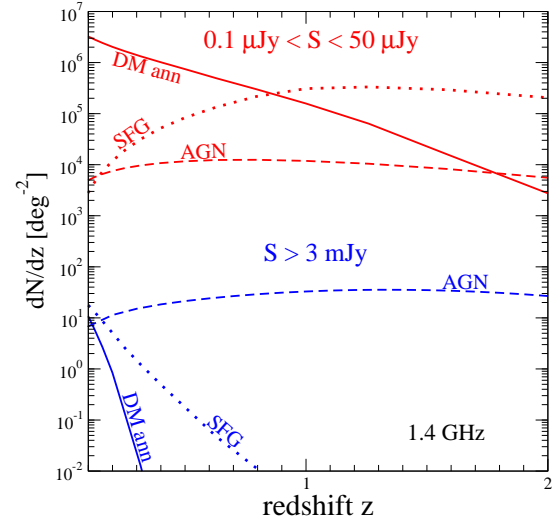


Figure 24. Redshift distribution of sources for bright ($S > 3 \text{ mJy}$, lower in blue) and faint ($0.1 \mu\text{Jy} < S < 50 \mu\text{Jy}$, upper in red) samples, showing that DM annihilation will be visible in the faint source number count but not in the bright source number count. Benchmark models for astrophysical and DM radio sources are taken from Fornengo et al. (2012a).

ARCADE excess), compared to more mundane astrophysical sources that explain the source counts observed so far. The emission from DM is mainly provided by faint sources at low redshift, and the median size of the source is large ($\gtrsim \text{arcmin}$). This implies that previous analyses of counts or angular correlation were not sensitive to a WIMP-induced signal. A relevant exception is Vernstrom et al. (2015), who interestingly reported a possible deviation associated with faint extended sources. Figure 24 shows that while the DM contribution is subdominant in the range probed by NRAO Very Large Array Sky Survey (NVSS, above mJy), it can become relevant for fluxes within the sensitivity reach of the SKA and its precursors.

The analysis of number count fluctuations in SKA data and the angular auto- and cross-correlation of the SKA density field are thus promising techniques to test the DM interpretation of the ARCADE excess and, more generally, to constrain the WIMP parameter space (Fornengo et al., 2012a).

5.3.3 Branons as WIMP candidates

Massive brane fluctuations (branons) provide an example of a DM candidate that is detectable or constrainable with the SKA. They arise in brane-world models with low tension (Cembranos et al., 2003b; Cembranos et al., 2003a; Kugo & Yoshioka, 2001).

Massive branons are pseudo-scalar fields that can be understood as the pseudo-Goldstone bosons corresponding to the spontaneous breaking of translational invariance in the bulk space. The broken symmetry is precisely produced by the presence of the brane (Sundrum, 1999; Bando

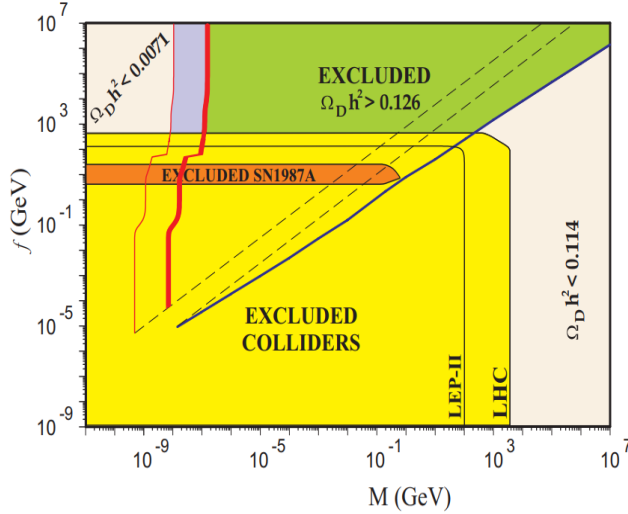


Figure 25. Combined exclusion plot for a branon model with a single disformal scalar from total and hot DM (taken from Cembranos & Maroto, 2016) including constraints from LEP-II (Alcaraz et al., 2003; Achard et al., 2004) and LHC (Cembranos et al., 2004, 2011; Landsberg, 2015; Khachatryan et al., 2016) single photon event, and supernova cooling (Cembranos et al., 2003c). The two solid (red) lines on the right are associated with the hot DM; the thicker line corresponds to the total DM range $\Omega_D h^2 = 0.126 - 0.114$ (Ade et al., 2016) and the thin line is the hot DM limit $\Omega_D h^2 < 0.126 - 0.114$. The solid (blue) line along the diagonal corresponds to CDM behaviour, and the dashed lines corresponds to $M/T_{\text{freeze-out}} = 3$ for hot (upper curve) and cold (lower curve) DM.

et al., 1999; Dobado & Maroto, 2001). Branons are prevented from decaying into standard model particles by parity invariance on the brane, but can annihilate into standard model particles, although the coupling is suppressed by the brane tension scale. The branons are mass degenerate, and consequently the annihilation fluxes only depend upon two parameters of the effective theory describing the low-energy dynamics of flexible brane-worlds, namely the brane tension scale and the branon mass, M (Cembranos et al., 2001b,a, 2004; Alcaraz et al., 2003). Bounds and constraints on the model parameters from cosmology and tree-level processes in colliders are shown in Figure 25 (Kugo & Yoshioka, 2001; Cembranos et al., 2003a; Maroto, 2004a,b). Further astrophysical and cosmological bounds serve to parametrise the tension in terms of the branon mass, rendering the dynamics dependent on the mass alone (Kugo & Yoshioka, 2001; Cembranos et al., 2003a; Maroto, 2004a,b).

For branons, the thermally averaged annihilation cross-sections depend solely upon the spin and the mass of the branon (Cembranos et al., 2003c, 2006). In the case of heavy branons $M \gg m_{W,Z}$, the main contribution to the indirect photon flux comes from branon annihilation into bosons, W^+W^- and ZZ . The contribution from heavy fermions, that is the annihilation into top-antitop, can be shown to be subdominant. On the contrary, whenever $M \ll m_{W,Z}$, the annihilation into W or Z bosons is kinematically forbidden so that the remaining channels must be considered, mainly annihilation into the heaviest possible quarks (Cembranos

et al., 2012).

Figure 26 shows the expected synchrotron flux densities from DM annihilations in the Galactic Centre for various annihilation channels (upper and middle panels) for a generic WIMP or different branon masses (lower panel). Consequently, the SKA would have the potential to disentangle different model-independent DM masses and the preferred annihilation channel(s) (upper and middle panels) as well as different branon candidates (lower panel) by combining different frequency ranges. For example, one can see the SKA1-Mid band-1 (0.35-1.05 GHz) and SKA1-Mid band-4 (2.80-5.18 GHz), and the sensitivity to both the DM annihilation channels and also DM masses (see Colafrancesco et al., 2015). In addition, since the SKA minimum detectable density flux would lie on the $\sim \mu\text{Jy}$ range (Cembranos et al., 2019), such inferences would be feasible for the depicted fluxes.

In Figure 26 we show the predicted fluxes for branon masses in the range of 200 GeV to 100 TeV, so that the principal channels of annihilation are via W and Z bosons and the top quark. Qualitatively, we observe that the radio emission shape depends on the annihilation channel, potentially providing information about the nature of the branon. In addition, we observe that for branons (with a brane tension that depends on the mass), the expected signature decreases with the mass. That means that detectable signatures can be associated to low masses of this extra-dimensional particle. Furthermore, this methodology of obtaining the flux density will allow us to discard regions of parameter space in the case where we observe a smaller signal than predicted by experimental results.

Finally, a monochromatic γ -ray line is expected at the energy equal to the branon mass as a consequence of direct annihilation into photons. This annihilation takes place in the d -wave channel. Consequently it is highly suppressed, and is not detectable with current instruments (e.g., Fermi; Cembranos et al., 2012). However, masses above 150 GeV can potentially be detected with the increased sensitivity of the Cherenkov Telescope Array, in which case cross-correlation with a synchrotron signal from the SKA becomes a crucial test.

5.3.4 Cross-correlation of SKA1 HI galaxies and γ -rays

Faint sources of emission from DM might not be detectable on their own, but they contribute a cumulative component. This method builds on a recent proposal to use cross-correlations between a gravitational tracer of DM (cosmic shear or galaxy clustering as proxies for the DM distribution in the Universe) and any DM-sourced electromagnetic signals (Camera et al., 2013b; Fornengo & Regis, 2014). In addition, it has the potential to bring redshift information to the electromagnetic signal that is otherwise unavailable, exploiting the different behaviour of DM emission peaking at low redshift and the unresolved astrophysical production of the same observables more pronounced towards intermediate redshift (Camera et al., 2013b, 2015d; Fornengo

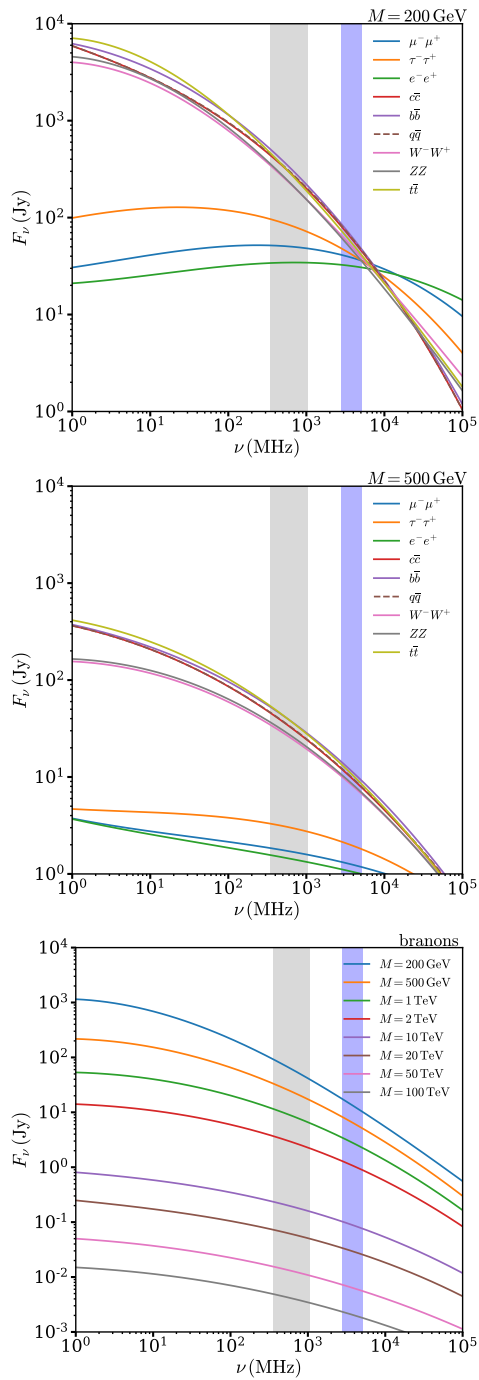


Figure 26. Synchrotron density fluxes from the Galactic Centre ($l = 0^\circ, b = 0^\circ$ in galactic coordinates) for different channels of branons spontaneous annihilations. Channel $q\bar{q}$ corresponds to the annihilation via $u\bar{u}, d\bar{d}$ and $s\bar{s}$. The first panel represents a DM mass of $M = 200$ GeV and the second one is for a mass of $M = 1000$ GeV. The diffusion considered was $K_0 = 0.00595 \text{ kpc}^2/\text{MYr}$, $\delta = 0.55$ and $L_Z = 1$ kpc and the DM density profile used was the isothermal. The considered magnetic field is $6\mu\text{G}$. As we can see, the synchrotron signal decreases more drastically in the case of the W^+W^- , Z^+Z^- bosons and $q\bar{q}$, $t\bar{t}$, $b\bar{b}$ and $c\bar{c}$ quarks than the signal of the leptonic channels. The signal increases at low frequencies showing the suitable ranges to detect the signature. No boost factors are considered in this figure. In the lower panel, the signature decrease as a function of mass has been exemplified for a model with one extra dimension with a tension of $f = 8.25M^{0.75}$ (Cembranos et al., 2003a,c)

et al., 2015; Xia et al., 2015; Branchini et al., 2017; Tröster et al., 2017, for example). Specifically, we discuss here the impact of the catalogue of HI galaxies that will be obtained by the SKA on the cross-correlation with Fermi-Large Area Telescope (LAT) γ -ray maps.

Currently, the vast majority of the γ -ray sky is unresolved and only a few thousand γ -ray sources are known. The two frequency regimes where, on large scales, non-thermal emission mechanisms are expected to exceed greatly any other process are the low-frequency radio band and the γ -ray range. Radio data are thus expected to correlate with the γ -ray sky and can be exploited to filter out information on the composition of the γ -ray background contained in unresolved γ -ray data.

Indeed, a cross correlation between the unresolved γ -ray background seen by the Fermi-LAT telescope and the distribution of sources detected in continuum in the NVSS (Condon et al., 1998) catalogue has been recently detected (Xia et al., 2015). The angular power spectrum data are shown in Figure 27 together with a reference model (Cuoco et al., 2015). Combining this measurement with other catalogues, relevant constraints on the composition of the γ -ray background can be derived (Xia et al., 2015; Cuoco et al., 2015; Ammazalorso et al., 2019). The improvement in sensitivity offered by ASKAP and the SKA is dramatic, as shown in the example of the EMU survey (grey area) in Figure 27. SKA and precursor data will therefore allow us to discriminate between different explanations for the composition of the γ -ray background.

Following on from these seminal observational results and the techniques and forecasts first proposed by Camera et al. (2013b, 2015d) and Fornengo & Regis (2014), we present some preliminary results on the cross-correlation of SKA1 HI galaxies and the γ -ray sky from Fermi. Note that, contrary to NVSS and EMU, in this case we use HI galaxies for which spectroscopic redshifts will be available. This will allow us to exploit fully the tomographic-spectral approach outlined in Camera et al. (2015d). Moreover, there is major added value in the use of SKA1 HI galaxies, their redshift distribution peaking at low redshift and having an extremely low shot-noise (see Fig. 4 of Yahya et al., 2015). This is the very regime where the non-gravitational DM signal is strongest. The emission associated with WIMP decay is proportional to the DM density, and consequently stronger at low redshift because the produced radiation is diluted by the expansion of the Universe more rapidly than its source. The WIMP annihilation signal, proportional to the density squared, also peaks at low redshift since the density contrast associated with cosmic structures grows non-linearly at late times.

Specifically, we adopt an SKA1 HI galaxy survey with specifics given by Yahya et al. (2015) for the baseline configuration. We consider only galaxies in the redshift range $0 < z \leq 0.5$, which we further subdivide into ten spectroscopic, narrow redshift bins. For the γ -ray angular power spectrum, we employ the fitting formulae found by Tröster

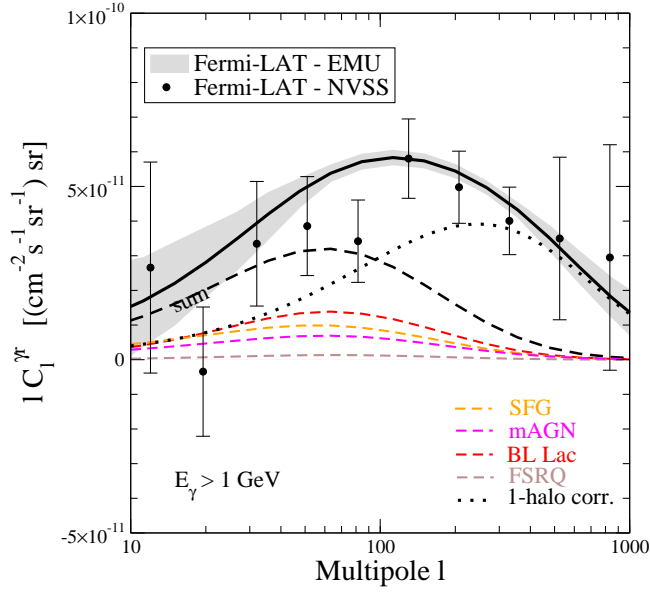


Figure 27. Angular power spectrum of cross-correlation between the unresolved γ -ray background and the distribution of radio sources. Data points refer to the measurement performed using Fermi-LAT and NVSS data, the solid curve shows a reference model, and the grey area reports the expected sensitivity for the cross-correlation between EMU and Fermi-LAT data. For details concerning data and models see, Xia et al. (2015) and Cuoco et al. (2015), respectively.

et al. (2017) for Pass-8 Fermi-LAT events gathered over eight years through to September 2016. This is a very conservative approach, as by the time the SKA1 HI galaxy catalogue will be available, Fermi-LAT will have produced a much larger amount of data.

Figure 28 preliminarily shows the precision with which we will be able to reconstruct the WIMP cross-section and mass in the case of a DM candidate with $m_{\text{DM}} = 100$ GeV and thermal cross-section $3 \times 10^{-26} \text{ cm}^3 \text{ s}^{-1}$. The green contour (the same as in Fig. 4 of Camera et al., 2015d) refers to the cross-correlation of Fermi-LAT γ rays and cosmic shear from DES, while the blue contour depicts the constraining power of an SKA1-Fermi joint analysis. The main take-home message here is the high complementarity of the two techniques, the combination of which (red ellipse) has the potential to tightly constrain both WIMP mass and cross-section.

5.3.5 SKA1-Mid and Millisecond Pulsars

Given the large DM density in the inner Galaxy, any WIMP annihilation signal is expected to be particularly bright from that direction. Interestingly, a signal candidate has been found in γ -ray data from the Fermi-LAT (Goode-nough & Hooper, 2009; Vitale & Morselli, 2009). The existence of an excess emission in the GeV energy range ($\sim 100 \text{ MeV} - 10 \text{ GeV}$), above conventional models for the diffuse γ -ray emission from the Galaxy, is now firmly established (Abazajian et al., 2014; Calore et al., 2015; Ajello et al.,

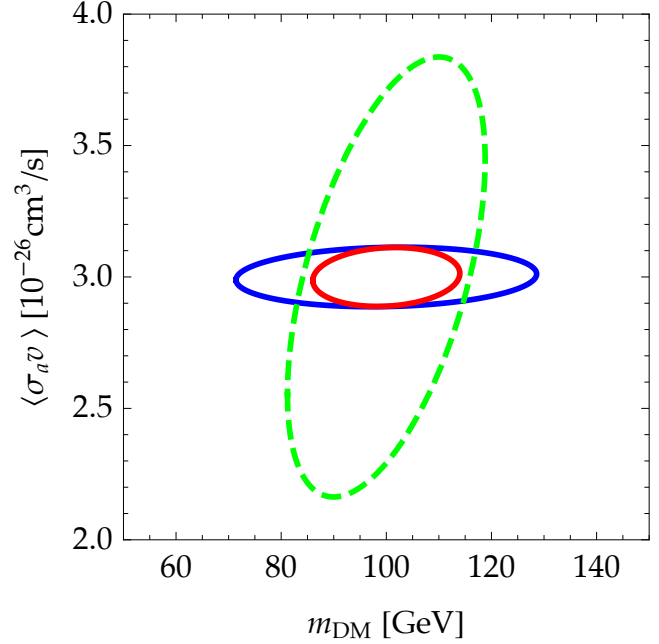


Figure 28. Joint 1σ marginal error contours on WIMP parameters for Fermi LAT γ -ray data cross-correlated with DES cosmic shear (green), SKA1 HI galaxies (blue) and their combination (red).

2016; Daylan et al., 2016; Ackermann et al., 2017). However, the signal may also have an astrophysical origin, e.g., from the combined emission of thousands of millisecond pulsars in the Galactic bulge (Wang, 2005; Abazajian, 2011), young pulsars (O’Leary et al., 2016), or stellar remnants from disrupted globular clusters (Brandt & Kocsis, 2015).

We briefly summarise how the sensitivity of the SKA to detect the bulge population of millisecond pulsars can be estimated. Following Dewey et al. (1984), the root mean square uncertainty of the flux density (in mJy) is given by

$$S_{v,\text{rms}} = \frac{T_{\text{sys}}}{G \sqrt{t_{\text{obs}} \Delta\nu n_p}} \left(\frac{W_{\text{obs}}}{P - W_{\text{obs}}} \right)^{1/2}, \quad (32)$$

where T_{sys} refers to the system temperature, G the instrument gain, t_{obs} the observation time, $\Delta\nu$ the bandwidth and $n_p = 2$ the number of polarisations. Furthermore, P is the pulse period, and W_{obs} the effective pulse width. We adopt the parameters corresponding to SKA1-Mid observations (Dewdney et al., 2013). More specifically, we adopt a central frequency of 1.67 GHz, a 770 MHz bandwidth, a receiver temperature of 25 K, and an effective gain of 8.5 K Jy^{-1} for the considered sub-array (see Calore et al., 2016, for details). The beam full-width half-maximum is 0.77 arcmin, and we assume 3000 synthesised beams and 20 minutes of integration time per pointing.

We find that a dedicated search in the region ($|\ell| < 5^\circ$ and $3^\circ < |b| < 7^\circ$) plus ($|\ell| < 3^\circ$ and $1^\circ < |b| < 3^\circ$) plus ($|\ell|, |b| < 1^\circ$), which would take about 90 hours, can detect 207 bulge and 112 foreground sources at 10σ significance or higher. This number is about 7 times larger than the num-

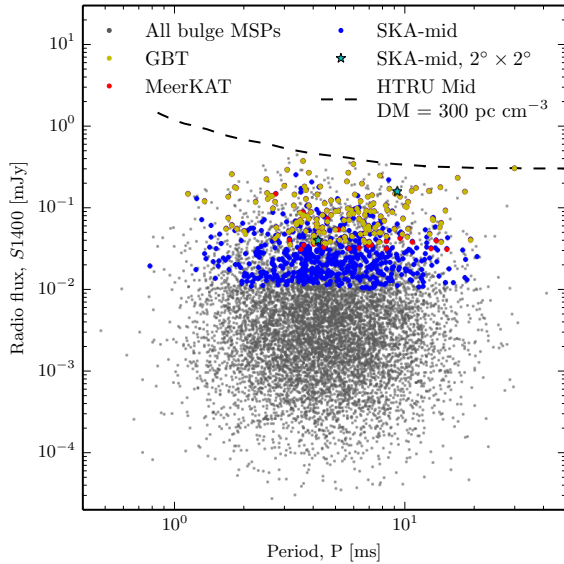


Figure 29. Distribution of the period vs. flux density of simulated bulge millisecond pulsars (*grey dots*). Sources detectable by the three observational scenarios described by Calore et al. (2016) are represented by *coloured dots*. The improvement of SKA1-Mid with respect to the GBT and MeerKAT is represented by the *blue points*. “SKA-Mid 2×2 ” refers to sources detectable in the inner $2^\circ \times 2^\circ$ about the Galactic centre. The *dashed black line* is the flux sensitivity of the Parkes High Time Resolution Universe mid-latitude survey (for $\text{DM} = 300 \text{ pc cm}^{-3}$). Figure adopted from Calore et al. (2016).

ber of sources expected for a similar survey with MeerKAT. As shown in Figure 29, the SKA will be able to detect three times fainter sources than what is accessible by an equivalent MeerKAT survey, or by targeted observations with the Green Bank Telescope (GBT).

The large number of detections will mark significant progress for our understanding of the millisecond pulsar bulge population, and hence backgrounds for DM searches in the inner Galaxy. First, the large number of detections will allow us to determine the number of radio-bright bulge millisecond pulsars down to 10% precision, and to measure the distribution of sources and confirm that they indeed correspond to the morphology of the Fermi GeV excess. Second, the large number of measured ephemerides will be useful for searches for γ -ray pulsations in the Fermi LAT data, and likely allow us to significantly increase the part of the inner Galaxy γ -ray emission that can be directly attributed to millisecond pulsars. Third, anticipating a better determination of a potential correlation between γ -ray and radio emission, these results can lead to relatively clear predictions for the γ -ray emission from the Galactic bulge that can then be subtracted from DM signal searches.

Finally, we stress that a non-detection of a significant number of bulge millisecond pulsars with the SKA would practically exclude the millisecond pulsar hypothesis as explanation for the Fermi GeV excess, and strengthen the case for a DM signal, unless the radio emission of millisecond pulsars is a factor 10–100 weaker than what is suggested

by globular clusters, while keeping the γ -ray emission unchanged.

5.3.6 Extremely weakly interacting dark matter candidates

Looking for radio signals could be equally (if not more) important than searching for anomalous γ -ray production. Radio signatures have already ruled out GeV DM particles with thermal interactions, have constrained DM models in general (e.g., Boehm et al., 2004; Crocker et al., 2010; Boehm et al., 2010; Fornengo et al., 2012b; Bringmann et al., 2014; Cirelli & Taoso, 2016), and could further be used to probe the existence of extremely weakly interacting dark matter.

5.3.6.1 Black hole shadow The DM density profile increases in the inner regions of galaxies, but the ‘spikiness’ of the profile is under debate. One hypothesis is that the DM density profile becomes as steep as $\rho \propto r^{-7/3}$ near the central black hole, referred to as a DM spike. The formation and survival of DM spikes is controversial (partly due to galaxy dynamics), however one can test their existence if one further assumes that DM interacts (even very weakly) with standard model particles. Indeed, taking the specific case of heavy DM particles annihilating into standard model particles, it was shown that the presence of a DM spike in M87 leads to a copious production of synchrotron emission in the frequency range and spatial region that is currently being probed by the Event Horizon Telescope.¹⁵ As the additional radiation from DM further enhances the photon ring around the black hole shadow for any value of the self-annihilation cross section greater than $10^{-31} \text{ cm}^3 \text{ s}^{-1}$ (assuming a 10 GeV candidate), one should be able to confirm the presence of DM spikes even in scenarios of light p-wave annihilating DM candidates (Lacroix et al., 2017).

5.3.6.2 Dark Ages Alternative DM scenarios include particles with self and/or interactions with standard model particles in the early Universe. One consequence of these interactions is the damping of the primordial DM fluctuations, leading to a small-scale cut-off in the primordial power spectrum (see for example de Laix et al., 1995; Boehm et al., 2001, 2002; Boehm & Schaeffer, 2005; Mangano et al., 2006). A late-time manifestation of these effects is the suppression of small-scale companions of the Milky Way as well as a smaller number of small-structures in the Universe as a whole, which becomes even more prominent as one goes back in time (Boehm et al., 2014; Schewtschenko et al., 2015, 2016; Cyr-Racine et al., 2016; Vogelsberger et al., 2016; Moline et al., 2016). By probing the Dark Ages, the SKA will be able to measure the primordial power spectrum at high redshift and probe a potential suppression of power due to the nature of the DM.

5.3.6.3 Axions An alternative to the WIMP dark matter model is that some or all of the dark matter is comprised of QCD axions.

¹⁵<http://www.eventhorizontelescope.org/>

Axion-two photon coupling in the astrophysical environment may result in an observable DM signature, with the strength and shape of the axion signature strongly dependent on the relative properties of the magnetic field. Assuming that the axion comprises a substantial component of the CDM density, conversion in a static magnetic field will produce a line profile with central frequency principally derived from the mass of the axion, that is in the range 0.2 – 200 GHz. The width and polarisation of the signal is then dependent on the velocity distribution of the axion, the relative movement of the Earth and the source, and the polarisation of the magnetic field itself (see also §5.4.4 on the SKA's ability to trace magnetic fields). In fact, the polarisation and strength of the axion signal should trace the spatial profile of the magnetic field. This is of particular use in extracting the axion signature from other foreground signals, since the polarisation should be perpendicular to synchrotron radiation.

With such distinguishing features, new technologies offer the opportunity for astrophysical observations to make a significant contribution to axion search efforts. Laboratory experiments searching for the axion have received significant investment in recent years but remain sensitive only to the most optimistic axion model and operate over small areas in frequency space. SKA2 in particular offers a significant improvement in the axion coupling strength that can be probed and in the breadth of frequency space that can be observed. To demonstrate the potential power of the SKA and its precursors, Figure 30 (taken from Kelley & Quinn, 2017) shows the axion-two photon coupling strength that could be probed with observations of the interstellar medium, the parallel lines from the bottom-left to top-right showing the coupling strength expected from the Kim-Shifman-Vainshtein-Zakharov (KSVZ) and Dine-Fischler-Srednicki-Zhitnitsky (DFSZ) models (Kim, 1979; Shifman et al., 1980; Dine et al., 1981). Further constraint of this parameter space with the SKA, or indeed detection of the axion itself, would represent an important step forward in both particle physics and cosmology.

5.3.6.4 Primordial Black Holes The idea that PBHs can collapse in the early Universe out of small-scale density fluctuations (possibly originated during inflation) dates back to the early 1970s (see, e.g., Hawking, 1971; Carr & Hawking, 1974). The PBH mass is of order the horizon mass at formation and can in principle span a very large range, from the Planck scale all the way up to $\mathcal{O}(10 - 100) M_{\odot}$. For masses larger than $10^{-17} M_{\odot}$, the PBH evaporation lifetime (due to Hawking-Bekenstein radiation) is larger than the age of the Universe, and PBHs in that range can be a viable DM candidate, as first outlined by Chapline (1975). However, observations have allowed astrophysical constraints to be placed on the mass ranges for which PBHs contribute significantly to the DM density, see Figure 31 (Carr et al., 2010, 2016).

The recent LIGO detection of gravitational waves from

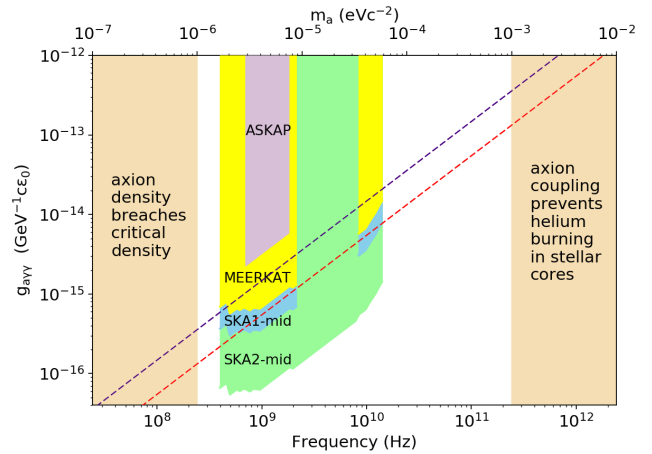


Figure 30. The coupling strength that could be probed by observing the interstellar medium across the frequency range accessible to ASKAP, MeerKAT and SKA-Mid. The sensitivities of SKA1-Mid and SKA2-Mid (blue and green, respectively) show considerable improvement on the pre-cursor telescopes, ASKAP (purple) and MeerKAT (yellow). The system temperature of the SKA is minimised between $\sim 2 - 7$ GHz, corresponding to an axion mass of $\sim 8.26 - 28.91 \mu\text{eV}c^{-2}$ and providing a good opportunity for detection of both KSVZ and DFSZ axions. Figure reproduced from Kelley & Quinn (2017) by permission of the AAS.

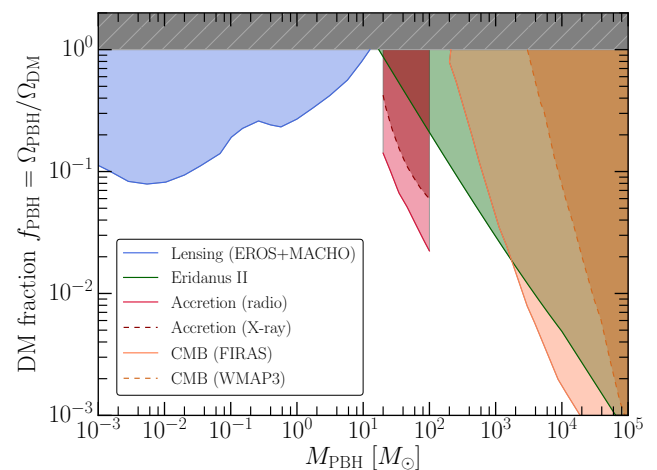


Figure 31. Summary of astrophysical constraints on PBHs in the mass range $M \in [10^{-3}, 10^5] M_{\odot}$.

binary-black-hole mergers has in particular prompted a renewed interest in the PBH mass window around $10 - 100 M_{\odot}$. The PBH merger rate was initially found to be consistent with that expected where PBHs make up all of the DM in the Universe (Bird et al., 2016), but subsequent analyses have contradicted this (Sasaki et al., 2016; Ali-Haïmoud et al., 2017). SKA observations will allow this mass range to be further investigated through measurement of third-order Shapiro time delay induced by PBHs in MSP timing (Schutz & Liu, 2017), or by looking for radio signatures both in the astronomical and cosmological context. On the cosmological side, the redshifted HI line is a very interesting observable. In fact, a population of PBHs is expected to accrete gas during the Dark Ages (see §2.2.1) and significantly change the reionisation history of the Universe: this effect can be probed by the SKA up to redshifts ≈ 30 (Poulin et al., 2017). On the astronomical side, it is possible to look for radio and X-ray sources in the sky associated with a population of PBHs distributed in the Galaxy and accreting interstellar gas. There also remain other mass windows open in the context of DM, in particular the lunar-mass range $10^{20} - 10^{24}$ g and the atomic-size range $10^{16} - 10^{17}$ g. Pulsar timing with the SKA could be an important probe of the mass range $10^{22} - 10^{28}$ g, even if these PBHs are highly subdominant (Kashiyama & Seto, 2012).

Detecting PBHs using radio sources. PBHs can in principle be discovered by measuring the radio and X-ray emission produced by the accretion of interstellar gas onto these objects (Gaggero et al., 2017). By comparing the predicted number of sources with astronomical catalogues, it may be possible to further constrain the fraction of DM in the form of PBHs. Even if they represent a subdominant contribution to dark matter, the SKA may still allow their discovery. Let us now demonstrate this claim in more detail, following the ideas and the approach of Gaggero et al. (2017). We focus on a small region of interest that includes the high density region of the Galactic ridge. The ridge is a promising region because it both represents a peak in the density of interstellar gas and therefore the strength of accretion, and resides near the Galactic centre where the DM density is also maximised. For radio emission, we assume that a jet is launched and adopt the universal empirical relation known as the fundamental plane (Plotkin et al., 2012). We exploit this relation to compute the 5-GHz radio flux and assume a flat radio spectrum, such that $F_{5\text{GHz}} = F_{1.4\text{GHz}}$. First, we consider the projected bound for the SKA1-Mid (band 2, 0.95 – 1.76 GHz) point-source sensitivity. Assuming PBHs of mass $\sim 30M_{\odot}$ do account for all of the DM, and with a Monte Carlo simulation, we predict a detection of ≈ 2000 sources in our region of interest ($< 1^{\circ}$ away from the Galactic centre) for 1 hour of exposure. In Figure 32, we show the predicted map of radio sources above the SKA1-Mid sensitivity threshold (for 1h exposure) when the DM fraction is reduced to only 1%. Even in this case, corresponding to a subdominant population of PBHs, SKA1-Mid can detect a large number of sources. However, a detailed calculation of

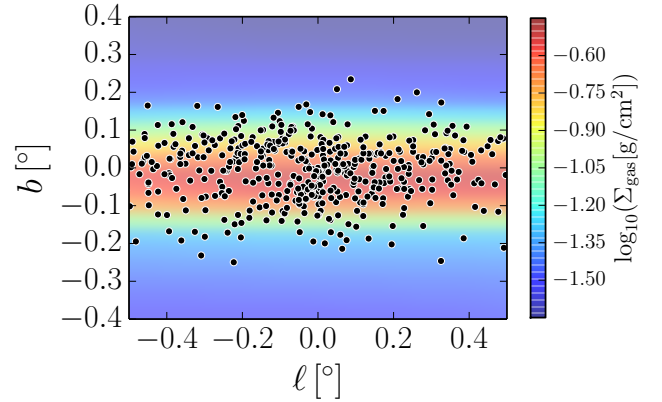


Figure 32. Radio sources above the SKA1-Mid point source sensitivity, for 1000 hours of data taking, if PBHs are $\sim 1\%$ of the DM.

the SKA1-Mid detection sensitivity, correctly accounting for other radio source backgrounds, is postponed to a future work.

PBHs and quantum gravity. Different approaches to quantum gravity converge in pointing out the possibility of instabilities of quantum-gravitational origin that can manifest in an explosive event in a time scale shorter than the evaporation time (Gregory & Laflamme, 1993; Kol & Sorkin, 2004). In particular, loop quantum gravity has recently provided a framework to compute explicitly this time (Christodoulou et al., 2016). Loop quantum gravity removes the classical curvature singularities (Ashtekar & Bojowald, 2006; Rovelli & Vidotto, 2013; Corichi & Singh, 2016), such as the one at the black hole centre, because of quantum spacetime discreteness. The consequences of this discreteness on the dynamics can be modelled at the effective level by an effective potential that prevents the gravitational collapse from forming the singularity and triggers a bounce. The bounce connects a collapsing solution of the Einstein equation, that is the classical black hole, to an explosive expanding one, a white hole (Haggard & Rovelli, 2015), through an intermediate quantum region. This process is a typical quantum tunnelling event, and the characteristic time at which it takes place, the hole lifetime, can be as a decaying time, similar to the lifetime of conventional nuclear radioactivity. The resulting picture is conservative in comparison to other models of non-singular black holes. The collapse still produces a horizon, but it is now a dynamical horizon with a finite lifetime, rather than a perpetual event horizon. The collapsing matter continues its fall after entering the trapping region, forming a very dense object whose further collapse is prevented by quantum pressure (referred to as a Planck Star; Rovelli & Vidotto, 2014).

While this fate should be generic for all black holes, it be-

comes experimentally relevant only for tiny and old black holes, being the primordial ones. The collapsing matter that forms PBHs in the radiation-dominated epoch is mainly constituted by photons. Seen from the centre of the hole, those photons collapse through the trapping region, then expand passing through an anti-trapping region and eventually exit the white-hole horizon, always at the speed of light; the process is thus extremely fast. On the other hand, for an observer sitting outside the horizon, a huge but finite redshift stretches this time to cosmological times. This time, properly called the hole lifetime, as discussed before, has a minimal duration of M_{BH}^2 and a maximal duration below M_{BH}^3 . In analogy with standard quantum-decay processes, one may expect the shortest possible time M_{BH}^2 to be favoured.

Astrophysical signals produced in the explosive event associated with the black hole decay could be detectable directly. Various signals can be expected (Barrau et al., 2016; Barrau et al., 2018a): (1) a high-energy signal determined by the temperature of the photons emitted, (2) a signal determined by the size of the hole exploding, (3) a signal in the radio due to the possible presence of magnetic fields around the exploding hole, and (4) the emission in gravitational waves. The peak of signal (2) falls at millimetre wavelengths; however, the full distribution of events is accessible to SKA1-Mid (Barrau et al., 2018b). Interestingly, the signal presents a peculiar wavelength-distance relation (Barrau et al., 2014), which allows it to be discriminated from other astrophysical sources, either via direct detection, or via the resulting background radiation (Barrau et al., 2016) that SKA intensity mapping may detect, especially with the improved sensitivity of SKA2-Mid.

Signal (3) is fully within the frequency range of SKA1-Mid and SKA2-Mid. The interaction of signal (1) with the ionised interstellar medium produces a radio pulse at a frequency ~ 1 GHz (Rees, 1977; Blandford, 1977). Interestingly, this signal has similar properties to those of fast radio bursts. In this case, the emission mechanism relies on the presence of a shell of relativistic charged particles produced in the explosion. The shell behaves as a superconductor that expels the interstellar magnetic field from a spherical volume centred on the original black hole site (Cutchin et al., 2016).

Finally, PBH decay has the peculiar property of lowering the DM energy-density content of the Universe, since the decay effectively converts DM into radiation. This affects the galaxy number count in large-scale galaxy surveys, in particular measurements of galaxy clustering, galaxy lensing and redshift-space distortions (Raccanelli et al., 2018). The large-scale structure surveys performed by the SKA will provide key data in this respect by detecting individual galaxies in the radio continuum (Jarvis et al., 2015b).

5.4 Astroparticle Physics

In this section we discuss how the SKA can constrain the masses of photons (§5.4.3) and neutrinos (§5.4.1 and

§5.4.2). We also consider the problem of cosmic ray acceleration in magnetic fields, and how the SKA can improve the relatively little knowledge we have about magnetic fields (§5.4.4).

5.4.1 Constraining the neutrino mass

Determining the sum of the neutrino masses and their hierarchy is one of the most important tasks of modern physics. Unfortunately, setting upper bounds from laboratory experiments is very challenging. It is expected that in the near future KATRIN¹⁶ will set an upper limit of $M_\nu = \sum_i m_{\nu_i} < 0.6$ eV. A different way to determine the sum of the neutrino masses is through cosmological observables, where their very large thermal velocities (in contrast with the assumed negligible ones for CDM) produce a clear neutrino signature, in particular a suppression of power on small scales in the matter power spectrum. Understanding and measuring this effect is also important for dark energy and general relativity tests, as models of modified gravity or interacting DM/energy also lead to modifications of small scales power (see, for example, Wright et al., 2017).

Current constraints on the sum of the neutrino masses, arising by combining data from the CMB, galaxy clustering and/or the Lyman- α forest, are $M_\nu \lesssim 0.12$ eV (Riemer-Sørensen et al., 2014; Palanque-Delabrouille et al., 2015; Cuesta et al., 2016; Vagnozzi et al., 2017). One would naively expect that those constraints can be improved by using galaxy clustering at higher redshifts, since the available volume is much larger, the non-linear clustering effects are weaker, and the effects of dark energy will be smaller.

The possibility of using high-redshift optical galaxy surveys (combined with CMB data in order to lift parameter degeneracies) to provide precision measurements of the neutrino masses is not new (see for example Takada et al., 2006). However, the detection of galaxies at high redshifts becomes more difficult and expensive, and shot-noise effects may dominate. In Takada et al. (2006), a space-based galaxy survey with a 300 deg^2 sky coverage at redshifts $3.5 < z < 6.5$ (assuming a very large number density and bias of the galaxy tracers) was found to be able to measure the neutrino mass with $\sigma(m_{\nu, \text{tot}}) = 0.025$ eV combined with CMB data.

Another possibility is to map the large scale structure of the Universe through 21 cm intensity mapping. Given the fact that neutrinos modify the abundance of halos (Castorina et al., 2014; Costanzi et al., 2013), their clustering (Villaescusa-Navarro et al., 2014; Castorina et al., 2014) and also the internal halo properties such as concentration (Villaescusa-Navarro et al., 2013), it is expected that they will also leave a signature on the abundance and spatial distribution of cosmic HI in the post-reionisation era. This has been explicitly checked by means of hydrodynamic simulations by Villaescusa-Navarro et al. (2015). The key point to understand the impact of neutrino masses on the

¹⁶<https://www.katrin.kit.edu>

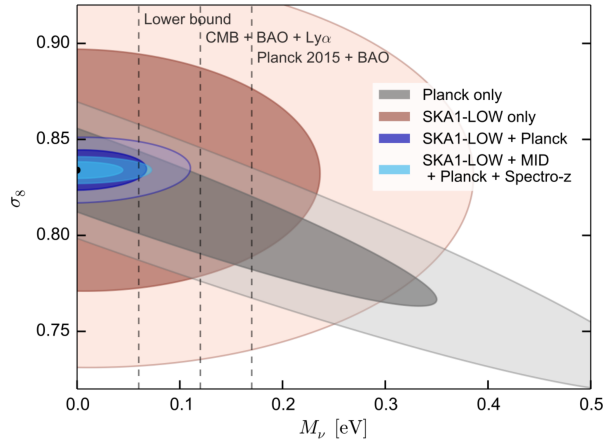


Figure 33. Constraints on the $M_\nu - \sigma_8$ plane from Planck (grey), SKA1-low (brown), SKA1-low + Planck (dark blue) and SKA1-low + SKA1-mid + Planck + Euclid (light blue). The vertical dashed lines indicate the minimum sum of the neutrino masses from neutrino oscillations together with recent bounds from cosmological probes. Adapted from Villaescusa-Navarro et al. (2015).

abundance and clustering properties of HI is the fact that halos of the same mass have very similar HI content, independently of the sum of the neutrino masses. The results show that in cosmologies with massive neutrinos the abundance of cosmic HI will be suppressed with respect to the equivalent massless neutrino model. At the same time, the presence of massive neutrinos will make the HI more clustered.

Villaescusa-Navarro et al. (2015) investigated the constraints that intensity mapping observations using SKA1 can place on the sum of the neutrino masses. They considered a deep survey by SKA1-low covering $\approx 20 \text{ deg}^2$ with 10,000 hours using interferometry over a bandwidth covering redshifts $z \in [3 - 6]$, and a wide SKA1-mid survey covering $20,000 \text{ deg}^2$ over 10,000 hours using the single-dish mode of observation from $z = 0$ to $z = 3$. As shown in Figure 33 the neutrino mass can be constrained with $\approx 0.09 \text{ eV}$ (1σ). It is important to note that, for the given observing time, the constraints from SKA1-low remain practically constant up to a survey area of 100 deg^2 , and similarly for SKA1-mid down to $2,000 \text{ deg}^2$. The constraints are more sensitive to the total available observation time. By combining intensity mapping observations with data from Planck and optical galaxy surveys like Euclid the uncertainty can shrink to $\approx 0.03 \text{ eV}$ (1σ), which is very competitive with respect to any other probe such as galaxy clustering probes or the Lyman- α forest.

5.4.2 Constraining neutrino properties with SKA voids

Future SKA HI galaxy surveys will offer an unprecedented spectroscopic view of both large and small scales in the cosmic web. This will allow the identification and mapping of around $10^5 - 10^6$ voids in the galaxy distribution, from the

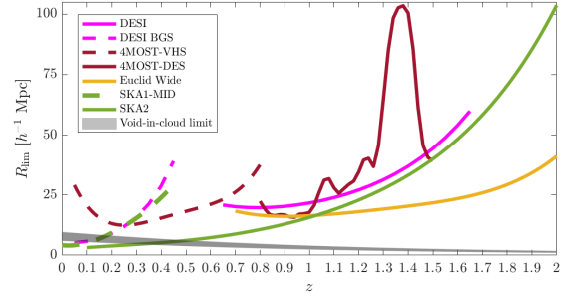


Figure 34. Expected limiting void radii for future spectroscopic galaxy surveys (not including quasars) across the corresponding survey redshift ranges. An approximate void-in-cloud limit is indicated (shaded), below which theoretical predictions are uncertain as regards to what extent voids inside overdensity clouds disappear due to halo collapse of the overdensity.

smallest to the largest voids in the Universe (Sahlén & Silk, 2018). Figure 34 shows the expected limiting void radii for a selection of future large, spectroscopic surveys (we limit the discussion to spectroscopic surveys to minimise the impact of redshift-space systematics). The number counts (Pisani et al., 2015; Sahlén et al., 2016), shapes (Massara et al., 2015), RSDs (Sutter et al., 2014), and lensing properties (Spolyar et al., 2013) of voids are examples of sensitive void probes of cosmological parameters. Voids are particularly sensitive to the normalisation and shape of the matter power spectrum, and the effects of screened theories of gravity which exhibit a modification to General Relativity in low-density environments (Voivodic et al., 2017). This is because void distributions contain objects ranging from the linear to the non-linear regimes, across both scale and redshift. SKA2 will also reach well into the void-in-cloud limit across a wide range of redshifts, allowing a detailed study of this theoretically uncertain process whereby small voids disappear through the collapse of the larger overdensities within which they arise.

As a particular case for the SKA, we consider number counts of voids, and forecast cosmological parameter constraints from future SKA surveys in combination with Euclid, using the Fisher-matrix method. Massive neutrinos affect void and galaxy cluster distributions by shifting the turn-over scale in the matter power spectrum as set by the redshift of matter-radiation equality. Their free-streaming also suppresses power on the neutrino free-streaming scale (set by the neutrino masses), which significantly affects the number counts and shapes of voids (Massara et al., 2015) and the number counts of clusters (Brandbyge et al., 2010).

We consider a flat Λ CDM cosmology with massive neutrinos described by the sum of neutrino masses Σm_ν . The void distribution is modelled following Sahlén et al. (2016), Sahlén & Silk (2018) and Sahlén (2019), also taking into account the galaxy density and bias for each survey (Yahya et al., 2015; Raccanelli et al., 2016c). The results are shown in Figure 35 (see caption for survey and model assumptions).

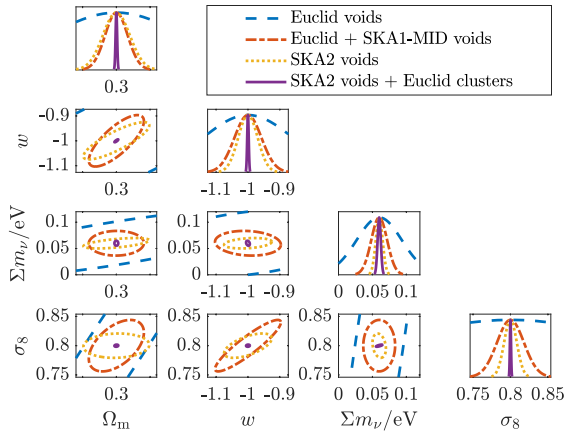


Figure 35. Forecast parameter constraints (95% confidence levels) for a flat Λ CDM model with massive neutrinos. Note the considerable degeneracy breaking between the Euclid and SKA1 void samples, and between the SKA2 void and Euclid cluster samples. SKA1-Mid covers 5000 deg^2 , $z = 0 - 0.43$. SKA2 covers $30\,000 \text{ deg}^2$, $z = 0.1 - 2$. Euclid voids covers $15\,000 \text{ deg}^2$, $z = 0.7 - 2$. Euclid clusters covers $15\,000 \text{ deg}^2$, $z = 0.2 - 2$. The fiducial cosmological model is given by $\{\Omega_m = 0.3, w = -1, \Sigma m_\nu = 0.06 \text{ eV}, \sigma_8 = 0.8, n_s = 0.96, h = 0.7, \Omega_b = 0.044\}$. We have also marginalised over uncertainty in void radius and cluster mass (Sahlén & Silk, 2018), and in the theoretical void distribution function (Pisani et al., 2015).

The combined SKA1-Mid & Euclid void number counts could achieve a precision $\sigma(\Sigma m_\nu) = 0.02 \text{ eV}$, marginalised over all 6 other parameters. No additional priors are included. The SKA2 void number counts could improve on this by a factor of two, potentially distinguishing $\Sigma m_\nu = 0.06 \text{ eV}$ from $\Sigma m_\nu = 0.1 \text{ eV}$ and allowing for a determination of the neutrino hierarchy characterised by those masses (inverted and normal respectively). By using the powerful degeneracy-breaking complementarity between clusters of galaxies and voids (Sahlén et al., 2016; Sahlén & Silk, 2018; Sahlén, 2019), SKA2 voids + Euclid clusters number counts could reach as low as $\sigma(\Sigma m_\nu) = 0.002 \text{ eV}$. These forecasts are highly competitive with expectations for planned Stage IV CMB experiments/probes (for example Pan & Knox, 2015).

5.4.3 Measuring the photon mass with fast radio bursts

Fast radio bursts (FRBs) are short, dispersed spikes of radio waves, typically lasting a few milliseconds at $\sim \text{GHz}$ frequencies (Lorimer et al., 2007; Thornton et al., 2013). They appear to come from powerful events at cosmological distances with their cause still unknown (Katz, 2016). Despite our ignorance of their origin, FRBs can be used to study fundamental physics, particularly in setting upper limits on the mass of the photon (Wu et al., 2016; Bonetti et al., 2016, 2017; Shao & Zhang, 2017).

If photons are massive, the speed of light will be energy dependent (in a Lorentz-invariant theory), with high-energy photons travelling faster. Thus, low energy photons will have a time delay after they traverse a fixed distance. Because of (1) the short time duration ($\sim \text{ms}$), (2) the large travelling distance ($\sim \text{Gpc}$), and (3) the low energy of pho-

tons ($\sim \mu\text{eV}$). FRBs are among the best celestial objects to constrain the photon mass, m_γ (Shao & Zhang, 2017). Individual sources with redshift measurements have been used to obtain a limit of $m_\nu < \mathcal{O}(10^{-50}) \text{ kg}$ (Wu et al., 2016; Bonetti et al., 2016, 2017). Nevertheless, measurements of FRB redshifts are rare (Chatterjee et al., 2017) and consequently a Bayesian framework, where FRBs with and without redshift measurement equally contribute to the constraint, was used to obtain the currently best limit from the kinematics of light propagation (Shao & Zhang, 2017).

In January 2017, the Commensal Real-time ASKAP Fast Transients survey (CRAFT) found a FRB in a 3.4-day pilot survey (Bannister et al., 2017). Such a survey benefits greatly from the large field of view with the phased-array-feed technology. The Canadian Hydrogen Intensity Mapping Experiment (CHIME) will also find many more FRBs (CHIME/FRB Collaboration et al., 2018; Boyle et al., 2018), while when SKA2 is operating, FRBs will be detected daily. These FRBs will contribute to an even tighter limit on the photon mass, or may even discover new physics beyond the standard model if photons are indeed massive.

5.4.4 The non-thermal Universe

Continuum observations with the SKA will allow profound insights into the non-thermal Universe. This encompasses sources of the energy density that stem from magnetic fields, non-thermal particles (also called cosmic rays), and turbulent motions. In spiral galaxies, these non-thermal components dominate the total energy density. Also on larger scales, in the cosmic web of galaxy clusters and filaments, there is ample evidence of substantial non-thermal components. An example is shown in Figure 36, which shows a multi-wavelength image of the ‘toothbrush’ relic, a 3-Mpc long diffuse radio source, located at the periphery of a merging galaxy cluster (van Weeren et al., 2016). At radio wavelengths, these non-thermal components are mostly observed via the synchrotron emission that is produced by relativistic electrons with Lorentz factors of a few hundred gyrating in magnetic fields (see also §5.3.1). However, the origins of both the magnetic fields and the relativistic particles are unknown.

The diffuse radio sources observed in galaxy clusters span vast scales of up to several Mpc. The short synchrotron cooling time of the electrons implies that they must be injected in-situ by a process operating over the same spatial scale as the source itself. The plasmas in which radio relics and halos occur are collisionless and have number densities of $10^{-4} - 10^{-3} \text{ cm}^{-3}$. Moreover, the magnetic fields have strengths of around a few μG , leading to a substantially weaker magnetic pressure than the thermal pressure. Similar conditions are unattainable in a laboratory on Earth and hence can only be studied remotely through astronomical observations.

Cosmological simulations predict that the largest part of radio relics and halos have not been discovered yet, since their large size and low surface brightness makes them dif-




Figure 36. Multi-wavelength image of the so-called ‘toothbrush’ radio relic. The green colours show the radio image (LOFAR), the magenta the X-ray (Chandra) view and the white the optical data (Subaru) (van Weeren et al., 2016).

difficult to find (for example Nuza et al., 2017; Wittor et al., 2017). Yet, through the study of these objects one hopes to find (1) a process that can generate magnetic fields that fills large volumes (probably) in very low-density cosmic environments, and (2) processes that can accelerate electrons to relativistic energies such that they fill an entire galaxy cluster or operate at the outskirts of clusters. The main candidates are shock waves and turbulence, but it is not known whether low-Mach number shocks are efficient enough, or what fraction of the magnetic field is produced by the shock wave itself and what part is merely amplified via compression.

The SKA will be able to probe the cosmic filaments that are predicted to contain most of the baryons in the Universe (Davé et al., 2001). Very little is known about these filaments, since the thermal state of the baryons and their low column densities makes them very hard to observe, but they are expected to be sheathed by accretion shocks for which both the continuum and polarised emission could be detectable. Provided that the shocks in this extreme environment are at least as efficient as cluster shocks in accelerating relativistic electrons, we have predicted the flux densities of the synchrotron radiation that could be detected by the SKA for magnetic fields of order $\sim 0.01 - 0.1 \mu\text{G}$.

In Figure 37 we show the predicted synchrotron signal from shock accelerated relativistic electrons in a 5×15 degree region from a cosmological simulation, as observed assuming the typical sensitivities of current and future technologies. The region was extracted from a cosmological magnetohydrodynamic (MHD) simulation performed with the ENZO code (Bryan et al., 2014). The acceleration efficiency of electrons by shocks is tuned to reproduce the radio emission observed at radio relics in the intracluster medium (Vazza et al., 2015).¹⁷ This mock observation il-

¹⁷A public repository of radio maps for the full volumes studied by Vazza et al. (2015) is available at <http://cosmosimfrazza.myfreesites.net/radio-web>




Figure 37. Mock observations of a 5×15 degree area including galaxy clusters and filaments, assuming the sensitivity of the NVSS survey with the Very Large Array at 1.4 GHz (top) and with the sensitivity of a survey with SKA1-Low at 110 MHz (bottom) in units of $\text{Jy}/\text{arcsec}^2$. The underlying cosmological simulations are part of the CHRONOS++ suite of MHD simulations with the ENZO code and was run on the Piz-Daint computer cluster at CSCS in Lugano (Vazza et al., 2014).

lustrates the large jump in sensitivity to the diffuse and shocked cosmic web that we expect to achieve with SKA1-Low, allowing us to greatly improve our present view of extragalactic magnetic fields beyond the innermost regions of galaxy clusters. There are strong indications that both radio relics and halos are in fact made up of quite distinct subclasses of sources (for example de Gasperin et al., 2015; van Weeren et al., 2017). The improved sensitivity of the SKA will provide sufficient statistics to study and distinguish between the various particle acceleration and re-acceleration scenarios.

The SKA will be able to detect cosmic filaments if the magnetic field energy density is at the level of a few percent of the thermal energy density (Vazza et al., 2015). Observations below ≈ 200 MHz are best suited to detect the large-scale diffuse emission produced by cosmological shock waves. These shocks are characterised by a flat emission spectrum and show flux densities of $\sim \mu\text{Jy}/\text{arcsec}^2$ at low redshifts. Because of cosmological dimming, most of the detectable radio emission is caused by structures at $z \leq 0.1$. Especially at high frequencies, the detection of nearby filaments ($z \leq 0.02$) is difficult because of the lack of short baselines. The range of magnetic fields that should ensure a systematic detection of the cosmic web at the periphery of galaxy clusters is in line with the magnetic field detected along an accreting group in the nearby Coma galaxy cluster (Bonafede et al., 2013) and can be achieved either via a small-scale dynamo or via release of magnetic fields by nearby galaxies/AGN. Assessing which of these mechanism(s) is responsible for the magnetisation in such rarefied cosmic environments is an exciting and important

challenge for the SKA.

5.5 Summary

It is clear that the SKA will provide significant advancements in our understanding of astronomical, cosmological and even particle theories. The wide range of opportunities set out in this section focus only on the fields of DM and astroparticle physics and demonstrate the power of this new technology. Just the increased observability of high-energy objects such as pulsars, binary stars and AGN, and the ability to trace back to extremely high redshift offers a wealth of new data that will contribute to a number of important and groundbreaking discoveries.

HI intensity mapping in particular is a new and powerful tool for mapping the structure formation of the Universe. It will provide insight on the clustering properties and thermal characteristics of DM. The increased sensitivity also opens the door for DM particle searches as well as new experiments for constraining standard model particle properties such as the neutrino mass. It may even offer the opportunity to test new quantum gravity and string theories through observations of primordial black holes and binary pulsars.

6 CONCLUSIONS

Physicists seek to understand the nature of matter, energy and spacetime, plus how the three of these have interacted over cosmic time. While great strides have come from terrestrial and solar system experiments, it is increasingly clear that immense progress lies ahead through studying the cosmos.

Modern radio telescopes now have the capability to gather enormous statistical samples of celestial objects, and to make ultra-precise measurements of astrophysical effects. In this paper, we have explained the many ways in which the Square Kilometre Array will push far beyond the current frontiers in these areas, and will allow us to ask and answer new questions about cosmology, gravity, dark matter, dark energy, and more. The SKA will not just be a revolutionary facility for astronomy, but will also be an extraordinary machine for advancing fundamental physics.

7 ACKNOWLEDGEMENTS

The workshop "Fundamental Physics with the Square Kilometre Array" was made possible through the generous support of the Dunlap Institute for Astronomy and Astrophysics, the Square Kilometre Array Organisation, SKA South Africa, the ARC Centre of Excellence for All-Sky Astrophysics (CAASTRO), the International Centre for Radio Astronomy Research (ICRAR), the National Institute for Theoretical Physics (NITheP), the Netherlands Research School for Astronomy (NOVA), and the NRF/DST South African Research Chairs Initiative (SARChI).

Individually the author's recognise a number of collaborators, institutions and funding bodies for their support, namely:

A. Weltman acknowledges financial support from the DST/NRF South African Research Chairs programme as well as the Institute for Advanced Study, Princeton and the Flatiron Institute through the Simons Foundation.

P. Bull's research was supported by an appointment to the NASA Postdoctoral Program at the Jet Propulsion Laboratory, California Institute of Technology, administered by Universities Space Research Association under contract with NASA.

S. Camera is supported by MIUR through Rita Levi Montalcini project 'PROMETHEUS – Probing and Relating Observables with Multi-wavelength Experiments To Help Enlightening the Universe's Structure', and by the 'Departments of Excellence 2018-2022' Grant awarded by MIUR (L. 232/2016).

H. Padmanabhan's research was supported by the Tomalla Foundation.

J.R. Pritchard is pleased to acknowledge support from the European Research Council under ERC grant number 638743-FIRSTDAWN.

A. Racanelli has received funding from the People Programme (Marie Curie Actions) of the European Union H2020 Programme under REA grant agreement number 706896 (COSMOFLAGS). Funding for this work was partially provided by the Spanish MINECO under MDM-2014-0369 of ICCUB (Unidad de Excelencia 'Maria de Maeztu').

E. Athanassoula and A. Bosma thank the Action Spécifique SKA-LOFAR of CNRS/INSU for financial support.

For R. Barkana, this project/publication was made possible through the support of a grant from the John Templeton Foundation; the opinions expressed in this publication are those of the authors and do not necessarily reflect the views of the John Templeton Foundation.

G. Bertone, F. Calore, R.M.T. Connors, and D. Gaggero acknowledge collaboration with M. Lovell, S. Markoff, and E. Storm.

Camille Bonvin acknowledges partial support by INAF-Direzione Scientifica and by ASI through ASI/INAF Agreement 2014-024-R.1 for the Planck LFI Activity of Phase E2.

M. Brüggén's work was strongly supported by computing resources from the Swiss National Supercomputing Centre (CSCS) under projects ID s585 and s701. F. Vazza acknowledges financial support from the European Union's Horizon 2020 research and innovation programme under the Marie-Sklodowska-Curie grant agreement no.664931 and the ERC Starting Grant "MAGCOW", no.714196. They acknowledge allocations 9059 on supercomputers at the NIC of the Forschungszentrum Jülich. Computations described in their work were performed using the ENZO code, which is the product of a collaborative effort of scientists at many universities and national laboratories.

C. Burigana and T. Trombetti acknowledge partial support from the INAF PRIN SKA/CTA project FORMation and Evolution of Cosmic Structures (FORECaST) with Future Radio Surveys.

C. Weniger and F. Calore acknowledge collaboration with E. Donato, M. Di Mauro and J. W. T. Hessels. Their research is funded by NWO through an NWO Vidi research grant.

J.A.R. Cembranos and Á. de la Cruz-Dombriz acknowledge financial support from the Consolider-Ingenio MULTIDARK CSD2009-00064 project.

A. de la Cruz-Dombriz acknowledges financial support from projects Consolider-Ingenio MULTIDARK CSD2009-00064, FPA2014-53375-C2-1-P Spanish Ministry of Economy and Science, FIS2016-78859-P European Regional Development Fund and

Spanish Research Agency (AEI), CA15117 CANTATA and CA16104 COST Actions EU Framework Programme Horizon 2020, CSIC I-LINK1019 Project, Spanish Ministry of Economy and Science, University of Cape Town Launching Grants Programme.

A. Dombriz (grant numbers 99077, CSUR150628121624, IFR170131220846) P. Dunsby, J. Larena, , Y-z Ma (grant numbers 104800, 105925) are supported by the National Research Foundation (South Africa).

M. Méndez-Isla acknowledges financial support from the University of Cape Town Doctoral Fellowships and the Erasmus+ Alliance4Universities Mobility Programme.

S. Camera, M. Regis and N. Fornengo are supported by: the research grant The Anisotropic Dark Universe, number CSTO161409, funded under the program CSP-UNITO Research for the Territory 2016 by Compagnia di Sanpaolo and University of Torino; the research grants TAsP (Theoretical Astroparticle Physics) and InDark (Inflation, Dark Matter and the Large-Scale Structure of the Universe) funded by the Istituto Nazionale di Fisica Nucleare (INFN). Their research is also funded by MIUR through the Rita Levi Montalcini project ‘PROMETHEUS – Probing and Relating Observables with Multi-wavelength Experiments To Help Enlightening the Universe’s Structure’.

The contribution of S. D. Mohanty to this paper is supported by NSF Grants PHY-1505861 and HRD-0734800.

R. Maartens is supported by the South African SKA Project and by the UK STFC, Grant ST/N000668/1.

D. Parkinson acknowledges support of the Australian Research Council through the award of a Future Fellowship [Grant No. FT130101086].

A. Pourtsidou’s work for this project was partly supported by a Dennis Sciama Fellowship at the University of Portsmouth.

M. Regis acknowledges support by the Excellent Young PI Grant: “The Particle Dark-matter Quest in the Extragalactic Sky” funded by the University of Torino and Compagnia di San Paolo, by “Deciphering the high-energy sky via cross correlation” funded by Accordo Attuativo ASI-INAF n. 2017-14-H.0., and by the project “Theoretical Astroparticle Physics (TAsP)” funded by the INFN.

M. Sahlén is supported by Olle Engkvist Foundation.

M. Sakellariadou is partially supported by STFC (UK) under the research grant ST/L000326/1.

T. Venumadhav acknowledges support from the Schmidt Fellowship and the Fund for Memberships in Natural Sciences at the Institute for Advanced Study.

F. Vidotto acknowledges support by grant IT956-16 of the Basque Government and by grant FIS2017-85076-P (MINECO/AEI/FEDER, UE).

The work of F. Villaescusa-Navarro is supported by the Simons Foundation.

Y. Wang is supported by the National Natural Science Foundation of China (NSFC) under Grants No. 11973024, No. 91636111, No. 11690021, No. 11503007, and “the Fundamental Research Funds for the Central Universities” under Grant No. 2019kfyRCPY106.

L. Wolz is supported by an ARC Discovery Early Career Researcher Award (DE170100356). Part of her research was also supported by the Australian Research Council Centre of Excellence for All-sky Astrophysics (CAASTRO), through project number CE110001020.

B. M. Gaensler acknowledges support from: the Dunlap Institute of Astronomy and Astrophysics, funded through an endowment established by the David Dunlap family and the University

of Toronto; the Natural Sciences and Engineering Research Council of Canada (NSERC) through grant RGPIN-2015-05948; and of the Canada Research Chairs program.

The use of the *Planck* Legacy Archive¹⁸ is acknowledged. We acknowledge use of the HEALPix¹⁹ (Górski et al., 2005) software and analysis package.

REFERENCES

- Abazajian K. N., 2011, *JCAP*, 1103, 010
- Abazajian K. N., Canac N., Horiuchi S., Kaplinghat M., 2014, *Phys.Rev.*, D90, 023526
- Abbott B. P., et al., 2016a, *Physical Review D*, 93, 122004
- Abbott B. P., et al., 2016b, *Physical Review Letters*, 116, 061102
- Abbott B. P., et al., 2016c, *Phys. Rev. Lett.*, 116, 221101
- Abbott B. P., et al., 2017, *Phys. Rev. Lett.*, 118, 221101
- Abramo L. R., Leonard K. E., 2013, *Mon. Not. Roy. Astron. Soc.*, 432, 318
- Achard P., et al., 2004, *Physics Letters B*, 597, 145
- Ackermann M., et al., 2017, *The Astrophysical Journal*, 840, 43
- Ade P. A. R., et al., 2016, *Astron. Astrophys.*, 594, A13
- Adshead P., Easther R., Pritchard J., Loeb A., 2011, *Journal of Cosmology and Astroparticle Physics*, 2, 021
- Aghanim N., et al., 2014, *Astron. Astrophys.*, 571, A27
- Ahn K., Shapiro P. R., Alvarez M. A., Iliev I. T., Martel H., Ryu D., 2006, *New Astron. Rev.*, 50, 179
- Aiola S., Wang B., Kosowsky A., Kahnianashvili T., Firouzjahi H., 2015, *Physical Review D*, 92, 063008
- Ajello M., et al., 2016, *The Astrophysical Journal*, 819, 44
- Akrami Y., Fantaye Y., Shafieloo A., Eriksen H., Hansen F., et al., 2014, *Astrophys.J.*, 784, L42
- Alcaraz J., Cembranos J. A. R., Dobado A., Maroto A. L., 2003, *Phys. Rev. D*, 67, 075010
- Ali-Haïmoud Y., Meerburg P. D., Yuan S., 2014, *Physical Review D*, 89, 083506
- Ali-Haïmoud Y., Kovetz E. D., Kamionkowski M., 2017, *Phys. Rev.*, D96, 123523
- Ali Z. S., et al., 2015, *The Astrophysical Journal*, 809, 61
- Allison A. C., Dalgarno A., 1969, *The Astrophysical Journal*, 158, 423
- Alonso D., Ferreira P. G., 2015, *Phys. Rev.*, D92, 063525
- Alonso D., Bull P., Ferreira P. G., Santos M. G., 2015a, *Monthly Notices of the Royal Astronomical Society*, 447, 400
- Alonso D., Bull P., Ferreira P. G., Maartens R., Santos M., 2015b, *Astrophys. J.*, 814, 145
- Amendola L., Kunz M., Motta M., Saltas I. D., Sawicki I., 2013, *Phys. Rev.*, D87, 023501
- Amendola L., et al., 2018, *Living Reviews in Relativity*, 21, 2

¹⁸<http://pla.esac.esa.int/pla/>

¹⁹<http://healpix.jpl.nasa.gov/>

- Ammazzalorso S., et al., 2019, arXiv e-prints, p. arXiv:1907.13484
- Andersson L., Coley A., 2011, *Class. Quant. Grav.*, 28, 160301
- André P., et al., 2014, *JCAP*, 1402, 006
- Angélil R., Saha P., 2010, *The Astrophysical Journal*, 711, 157
- Angélil R., Saha P., 2014, *Monthly Notices of the Royal Astronomical Society*, 444, 3780
- Angélil R., Saha P., Merritt D., 2010, *The Astrophysical Journal*, 720, 1303
- Archibald A. M., et al., 2018, *Nature*, 559, 73
- Arzoumanian Z., et al., 2016, *Astrophys. J.*, 821, 13
- Asad K. M. B., et al., 2015, *Monthly Notices of the Royal Astronomical Society*, 451, 3709
- Asad K. M. B., et al., 2016, *Monthly Notices of the Royal Astronomical Society*, 462, 4482
- Asad K. M. B., Koopmans L. V. E., Jelić V., de Bruyn A. G., Pandey V. N., Gehlot B. K., 2018, *Monthly Notices of the Royal Astronomical Society*, 476, 3051
- Ashtekar A., Bojowald M., 2006, *Class. Quant. Grav.*, 23, 391
- Athron P., et al., 2017a, *European Physical Journal C*, 77, 824
- Athron P., et al., 2017b, *European Physical Journal C*, 77, 879
- BICEP2/Keck Collaboration et al., 2015, *Physical Review Letters*, 114, 101301
- Babak S., Sesana A., 2012, *Phys. Rev.*, D85, 044034
- Bacon D. J., Andrianomena S., Clarkson C., Bolejko K., Maartens R., 2014, *Monthly Notices of the Royal Astronomical Society*, 443, 1900
- Bacon D., et al., 2015, *Advancing Astrophysics with the Square Kilometre Array (AASKA14)*, p. 145
- Baker T., Bull P., 2015, *Astrophys. J.*, 811, 116
- Baker T., Ferreira P. G., Skordis C., 2014a, *Phys. Rev.*, D89, 024026
- Baker T., Ferreira P. G., Leonard C. D., Motta M., 2014b, *Phys. Rev.*, D90, 124030
- Baker T., Psaltis D., Skordis C., 2015, *Astrophys. J.*, 802, 63
- Bando M., Kugo T., Noguchi T., Yoshioka K., 1999, *Phys. Rev. Lett.*, 83, 3601
- Bannister K., et al., 2017, *Astrophys. J.*, 841, L12
- Bardeen J. M., Steinhardt P. J., Turner M. S., 1983, *Phys. Rev. D*, 28, 679
- Barkana R., 2018, *Nature*, 555, 71 EP
- Barkana R., Loeb A., 2001, *Physics Reports*, 349, 125
- Barkana R., Loeb A., 2005a, *Astrophysical Journal Letters*, 624, L65
- Barkana R., Loeb A., 2005b, *The Astrophysical Journal*, 626, 1
- Barkana R., Haiman Z., Ostriker J. P., 2001, *The Astrophysical Journal*, 558, 482
- Barkana R., Outmezguine N. J., Redigol D., Volansky T., 2018, *Physical Review D*, 98, 103005
- Barrau A., Rovelli C., Vidotto F., 2014, *Phys. Rev.*, D90, 127503
- Barrau A., Bolliet B., Vidotto F., Weimer C., 2016, *JCAP*, 1602, 022
- Barrau A., Martineau K., Moulin F., 2018a, *Universe*, 4, 102
- Barrau A., Moulin F., Martineau K., 2018b, *Physical Review D*, 97, 066019
- Barry N., Beardsley A. P., Byrne R., Hazelton B., Morales M. F., Pober J. C., Sullivan I., 2019, *Publications of the Astronomical Society of Australia*, 36, e026
- Bartelmann M., Schneider P., 2001, *Phys. Rept.*, 340, 291
- Bartlett J. G., Stebbins A., 1991, *The Astrophysical Journal*, 371, 8
- Bartolo N., Komatsu E., Matarrese S., Riotto A., 2004, *Physics Reports*, 402, 103
- Bates S. D., et al., 2011, *Monthly Notices of the Royal Astronomical Society*, 416, 2455
- Battye R. A., Davies R. D., Weller J., 2004, *Mon. Not. Roy. Astron. Soc.*, 355, 1339
- Battye R. A., Browne I. W. A., Dickinson C., Heron G., Maffei B., Pourtsidou A., 2013, *Monthly Notices of the Royal Astronomical Society*, 434, 1239
- Baumann D., 2009, preprint, (arXiv:0907.5424)
- Beardsley A. P., et al., 2016, *The Astrophysical Journal*, 833, 102
- Begeman K. G., 1989, *Astronomy and Astrophysics*, 223, 47
- Bekenstein J. D., 2004, *Phys. Rev.*, D70, 083509
- Bengaly C. A. P., Bernui A., Alcaniz J. S., Xavier H. S., Novaes C. P., 2017, *Mon. Not. Roy. Astron. Soc.*, 464, 768
- Bernardi G., et al., 2009, *Astronomy and Astrophysics*, 500, 965
- Bernardi G., et al., 2010, *Astronomy and Astrophysics*, 522, A67
- Bertacca D., Raccanelli A., Piattella O. F., Pietrobon D., Bartolo N., Matarrese S., Giannantonio T., 2011, *Journal of Cosmology and Astroparticle Physics*, 3, 039
- Bertone G., Hooper D., Silk J., 2005, *Phys. Rept.*, 405, 279
- Bester H. L., Larena J., Bishop N. T., 2015, *Mon. Not. Roy. Astron. Soc.*, 453, 2364
- Bester H. L., Larena J., Bishop N. T., 2017, preprint (arXiv:1705.00994)
- Bird S., Cholis I., Muñoz J. B., Ali-Haïmoud Y., Kamionkowski M., Kovetz E. D., Raccanelli A., Riess A. G., 2016, *Physical Review Letters*, 116, 201301
- Blandford R. D., 1977, *Mon. Not. R. Astron. Soc.*, 181, 489
- Blandford R., Teukolsky S. A., 1976, *The Astrophysical Journal*, 205, 580
- Boehm C., Schaeffer R., 2005, *Astron. Astrophys.*, 438, 419
- Boehm C., Fayet P., Schaeffer R., 2001, *Phys. Lett.*, B518, 8
- Boehm C., Riazuelo A., Hansen S. H., Schaeffer R., 2002, *Phys. Rev.*, D66, 083505
- Boehm C., Ensslin T. A., Silk J., 2004, *J. Phys.*, G30, 279
- Boehm C., Silk J., Ensslin T., 2010, arXiv e-prints, p. arXiv:1008.5175
- Boehm C., Schewtschenko J. A., Wilkinson R. J., Baugh C. M., Pascoli S., 2014, *Mon. Not. Roy. Astron. Soc.*, 445, L31
- Bolejko K., Clarkson C., Maartens R., Bacon D., Meures N.,

- Beynon E., 2013, *Physical Review Letters*, 110, 021302
- Bonafede A., Vazza F., Brüggem M., Murgia M., Govoni F., Ferretti L., Giovannini G., Ogrean G., 2013, *Monthly Notices of the Royal Astronomical Society*, 433, 3208
- Bonaldi A., Brown M. L., 2015, *Monthly Notices of the Royal Astronomical Society*, 447, 1973
- Bonaldi A., Harrison I., Camera S., Brown M. L., 2016, *Monthly Notices of the Royal Astronomical Society*, 463, 3686
- Bonetti L., Ellis J., Mavromatos N. E., Sakharov A. S., Sarkisyan-Grinbaum E. K. G., Spallicci A. D. A. M., 2016, *Phys. Lett.*, B757, 548
- Bonetti L., Ellis J., Mavromatos N. E., Sakharov A. S., Sarkisyan-Grinbaum E. K., Spallicci A. D. A. M., 2017, *Phys. Lett.*, B768, 326
- Bonvin C., 2008, *Physical Review D*, 78, 123530
- Bonvin C., Durrer R., 2011, *Phys. Rev.*, D84, 063505
- Bonvin C., Clarkson C., Durrer R., Maartens R., Umeh O., 2015, *JCAP*, 1507, 040
- Bonvin C., Andrianomena S., Bacon D., Clarkson C., Maartens R., Moloi T., Bull P., 2017, *Monthly Notices of the Royal Astronomical Society*, 472, 3936
- Book L. G., Flanagan É. É., 2011, *Physical Review D*, 83, 024024
- Book L., Kamionkowski M., Schmidt F., 2012, *Physical Review Letters*, 108, 211301
- Bosma A., 1981a, *The Astronomical Journal*, 86, 1791
- Bosma A., 1981b, *The Astronomical Journal*, 86, 1825
- Bosma A., 2017, in Knapen J. H., Lee J. C., Gil de Paz A., eds, *Astrophysics and Space Science Library Vol. 434, Outskirts of Galaxies*. p. 209
- Bourke T. L., et al., eds, 2015, *Advancing Astrophysics with the Square Kilometre Array Square Kilometre Array Organisation*, Jodrell Bank, UK
- Bowman J. D., Morales M. F., Hewitt J. N., 2006, *The Astrophysical Journal*, 638, 20
- Bowman J. D., Morales M. F., Hewitt J. N., 2008, *The Astrophysical Journal*, 695, 183
- Bowman J. D., Rogers A. E. E., Monsalve R. A., Mozdzen T. J., Mahesh N., 2018, *Nature*, 555, 67 EP
- Boyanovsky D., de Vega H. J., Sanchez N. G., 2008, *Physical Review D*, 77, 043518
- Boyle P. C., et al., 2018, *The Astronomer's Telegram*, 11901
- Braginsky V. B., Kardashev N. S., Polnarev A. G., Novikov I. D., 1990, *Nuovo Cimento B Serie*, 105, 1141
- Branchini E., Camera S., Cuoco A., Fornengo N., Regis M., Viel M., Xia J.-Q., 2017, *Astrophys. J. Suppl.*, 228, 8
- Brandbyge J., Hannestad S., Haugbølle T., Wong Y. Y. Y., 2010, *JCAP*, 1009, 014
- Brandenberger R. H., Danos R. J., Hernández O. F., Holder G. P., 2010, *Journal of Cosmology and Astroparticle Physics*, 12, 028
- Brandt T. D., Kocsis B., 2015, *The Astrophysical Journal*, 812, 15
- Braun R., 2017, *Anticipated SKA1 Science Performance*. Square Kilometre Array Organisation, Jodrell Bank, UK
- Breysse P. C., Ali-Haïmoud Y., Hirata C. M., 2018, *Physical Review D*, 98, 043520
- Bringmann T., Weniger C., 2012, *Phys. Dark Univ.*, 1, 194
- Bringmann T., Vollmann M., Weniger C., 2014, *Phys. Rev.*, D90, 123001
- Brown M. L., Battye R. A., 2011, *Monthly Notices of the Royal Astronomical Society*, 410, 2057
- Brown M. L., et al., 2015, *PoS, AASKA14*, 023
- Bryan G. L., et al., 2014, *The Astrophysical Journal Supplement Series*, 211, 19
- Bull P., 2016, *Astrophys. J.*, 817, 26
- Bull P., Clifton T., 2012, *Phys. Rev.*, D85, 103512
- Bull P., Clifton T., Ferreira P. G., 2012, *Phys. Rev.*, D85, 024002
- Bull P., Ferreira P. G., Patel P., Santos M. G., 2015, *Astrophys. J.*, 803, 21
- Bull P., et al., 2016, *Physics of the Dark Universe*, 12, 56
- Burigana C., Popa L. A., Salvaterra R., Schneider R., Choudhury T. R., Ferrara A., 2008, *Monthly Notices of the Royal Astronomical Society*, 385, 404
- Burigana C., et al., 2015, *Advancing Astrophysics with the Square Kilometre Array (AASKA14)*, p. 149
- Burns J. O., et al., 2012, *Advances in Space Research*, 49, 433
- CHIME/FRB Collaboration et al., 2018, *The Astrophysical Journal*, 863, 48
- Caldwell R. R., 2002, *Phys. Lett.*, B545, 23
- Calore F., Cholis I., Weniger C., 2015, *JCAP*, 1503, 038
- Calore F., Di Mauro M., Donato F., Hessels J. W. T., Weniger C., 2016, *Astrophys. J.*, 827, 143
- Camera S., Nishizawa A., 2013, *Phys. Rev. Lett.*, 110, 151103
- Camera S., Santos M. G., Bacon D. J., Jarvis M. J., McAlpine K., Norris R. P., Raccanelli A., Rottgering H., 2012, *Mon. Not. Roy. Astron. Soc.*, 427, 2079
- Camera S., Santos M. G., Ferreira P. G., Ferramacho L., 2013a, *Physical Review Letters*, 111, 171302
- Camera S., Fornasa M., Fornengo N., Regis M., 2013b, *Astrophys. J.*, 771, L5
- Camera S., Santos M. G., Maartens R., 2015a, *Mon. Not. Roy. Astron. Soc.*, 448, 1035
- Camera S., Maartens R., Santos M. G., 2015b, *Mon. Not. Roy. Astron. Soc.*, 451, L80
- Camera S., Carbone C., Fedeli C., Moscardini L., 2015c, *Phys. Rev.*, D91, 043533
- Camera S., Fornasa M., Fornengo N., Regis M., 2015d, *JCAP*, 1506, 029
- Camera S., et al., 2015e, *PoS, AASKA14*, 025
- Camera S., Harrison I., Bonaldi A., Brown M. L., 2017, *Monthly Notices of the Royal Astronomical Society*, 464, 4747
- Capozziello S., Lambiase G., Sakellariadou M., Stabile A., 2015, *Phys. Rev.*, D91, 044012
- Carr B. J., 2005, preprint, (arXiv:astro-ph/0511743)

- Carr B. J., Hawking S. W., 1974, *Mon. Not. Roy. Astron. Soc.*, 168
- Carr B. J., Kohri K., Sendouda Y., Yokoyama J., 2010, *Physical Review D*, 81, 104019
- Carr B., Kühnel F., Sandstad M., 2016, *Physical Review D*, 94, 083504
- Carucci I. P., Villaescusa-Navarro F., Viel M., Lapi A., 2015, *Journal of Cosmology and Astroparticle Physics*, 7, 047
- Castorina E., Villaescusa-Navarro F., 2017, *Monthly Notices of the Royal Astronomical Society*, 471, 1788
- Castorina E., Sefusatti E., Sheth R. K., Villaescusa-Navarro F., Viel M., 2014, *Journal of Cosmology and Astroparticle Physics*, 2, 49
- Cembranos J. A. R., Maroto A. L., 2016, *Int. J. Mod. Phys.*, 31, 1630015
- Cembranos J. A. R., Dobado A., Maroto A. L., 2001a, in *Lep-ton and photon interactions at high energies. Proceedings, 20th International Symposium, LP 2001, Rome, Italy, July 23-28, 2001.* (arXiv:hep-ph/0107155)
- Cembranos J. A. R., Dobado A., Maroto A. L., 2001b, *Phys. Rev. D*, 65, 026005
- Cembranos J. A. R., Dobado A., Maroto A. L., 2003a, *Phys. Rev. Lett.*, 90, 241301
- Cembranos J. A. R., Dobado A., Maroto A. L., 2003b, in *Cotti U., Mondragón M., Tavares-Velasco G., eds, American Institute of Physics Conference Series Vol. 670, Particles and Fields.* pp 235–242, doi:10.1063/1.1594340
- Cembranos J. A. R., Dobado A., Maroto A. L., 2003c, *Phys. Rev.*, D68, 103505
- Cembranos J. A. R., Dobado A., Maroto A. L., 2004, *Phys. Rev. D*, 70, 096001
- Cembranos J. A. R., Dobado A., Maroto A. L., 2006, in *Recent developments in theoretical and experimental general relativity, gravitation and relativistic field theories. Proceedings, 11th Marcel Grossmann Meeting, MG11, Berlin, Germany, July 23-29, 2006.* Pt. A-C. pp 2851–2853
- Cembranos J. A. R., Diaz-Cruz J. L., Prado L., 2011, *Phys. Rev.*, D84, 083522
- Cembranos J. A. R., de la Cruz-Dombriz A., Gammaldi V., Maroto A. L., 2012, *Phys. Rev.*, D85, 043505
- Cembranos J. A. R., de la Cruz-Dombriz A., Gammaldi V., Mendez-Isla M., 2019, arXiv e-prints, p. arXiv:1905.11154
- Challinor A., Lewis A., 2011, *Physical Review D*, 84, 043516
- Chamseddine A. H., Connes A., Marcolli M., 2007, *Adv. Theor. Math. Phys.*, 11, 991
- Chang T.-C., Pen U.-L., Peterson J. B., McDonald P., 2008, *Phys. Rev. Lett.*, 100, 091303
- Chapline G. F., 1975, *Nature*, 253, 251
- Chapman E., et al., 2012, *Monthly Notices of the Royal Astronomical Society*, 423, 2518
- Chapman E., et al., 2013, *Monthly Notices of the Royal Astronomical Society*, 429, 165
- Chapman E., et al., 2015, *Advancing Astrophysics with the Square Kilometre Array (AASKA14)*, p. 5
- Chapman E., Zaroubi S., Abdalla F. B., Dulwich F., Jelić V., Mort B., 2016, *Monthly Notices of the Royal Astronomical Society*, 458, 2928
- Chatterjee S., et al., 2017, *Nature*, 541, 58
- Chennamangalam J., Lorimer D. R., 2014, *Monthly Notices of the Royal Astronomical Society*, 440, L86
- Chluba J., Sunyaev R. A., 2012, *Monthly Notices of the Royal Astronomical Society*, 419, 1294
- Cho J., Lazarian A., 2002, *Astrophysical Journal Letters*, 575, L63
- Christodoulou M., Rovelli C., Speziale S., Vilensky I., 2016, *Physical Review D*, 94, 084035
- Cirelli M., Taoso M., 2016, *JCAP*, 1607, 041
- Clark S. J., Dutta B., Gao Y., Strigari L. E., Watson S., 2017, *Physical Review D*, 95, 083006
- Clarkson C., 2012, *Comptes Rendus Physique*, 13, 682
- Clarkson C., Maartens R., 2010, *Class. Quant. Grav.*, 27, 124008
- Clarkson C., Ellis G. F. R., Faltenbacher A., Maartens R., Umeh O., Uzan J.-P., 2012, *Mon. Not. Roy. Astron. Soc.*, 426, 1121
- Clifton T., Clarkson C., Bull P., 2012a, *Phys. Rev. Lett.*, 109, 051303
- Clifton T., Ferreira P. G., Padilla A., Skordis C., 2012b, *Phys. Rept.*, 513, 1
- Cohen A., Fialkov A., Barkana R., Lotem M., 2017, *Monthly Notices of the Royal Astronomical Society*, 472, 1915
- Colafrancesco S., Regis M., Marchegiani P., Beck G., Beck R., Zechlin H., Lobanov A., Horns D., 2015, *PoS, AASKA14*, 100
- Cole P. S., Byrnes C. T., 2018, *Journal of Cosmology and Astroparticle Physics*, 2, 019
- Condon J. J., Cotton W. D., Greisen E. W., Yin Q. F., Perley R. A., Taylor G. B., Broderick J. J., 1998, *The Astronomical Journal*, 115, 1693
- Condon J. J., et al., 2012, *The Astrophysical Journal*, 758, 23
- Conrad J., Reimer O., 2017, *Nat Phys*, 13, 224
- Cooray A., 2006, *Physical Review Letters*, 97, 261301
- Cordes J. M., Shannon R. M., 2010, preprint (arXiv:1010.3785)
- Corichi A., Singh P., 2016, *Class. Quant. Grav.*, 33, 055006
- Costanzi M., Villaescusa-Navarro F., Viel M., Xia J.-Q., Borgani S., Castorina E., Sefusatti E., 2013, *Journal of Cosmology and Astroparticle Physics*, 12, 12
- Crain R. A., et al., 2017, *Monthly Notices of the Royal Astronomical Society*, 464, 4204
- Crittenden R. G., Turok N., 1996, *Physical Review Letters*, 76, 575
- Crocker R. M., Bell N. F., Balazs C., Jones D. I., 2010, *Phys. Rev.*, D81, 063516
- Cuesta A. J., Niro V., Verde L., 2016, *Physics of the Dark Universe*, 13, 77
- Cuoco A., Xia J.-Q., Regis M., Branchini E., Fornengo N., Viel M., 2015, *Astrophys. J. Suppl.*, 221, 29

- Curran S., 2007, in Lobanov A. P., Zensus J. A., Cesarsky C., Diamond P. J., eds, *Exploring the Cosmic Frontier: Astrophysical Instruments for the 21st Century*. Springer-Verlag, p. 91, doi:10.1007/978-3-540-39756-4_28
- Curran S. J., Kanekar N., Darling J. K., 2004, *New Astron. Rev.*, 48, 1095
- Cutchin S. E., Simonetti J. H., Ellingson S. W., Larracuenta A. S., Kavic M. J., 2016, *Publ. Astron. Soc. Pac.*, 127, 1269
- Cutler C., Holz D. E., 2009, *Phys. Rev.*, D80, 104009
- Cyr-Racine F.-Y., Sigurdson K., Zavala J., Bringmann T., Vogelsberger M., Pfrommer C., 2016, *Phys. Rev.*, D93, 123527
- Dalal N., Doré O., Huterer D., Shirokov A., 2008, *Physical Review D*, 77, 123514
- Damour T., Deruelle N., 1986, *Ann. Inst. Henri Poincaré Phys. Théor.*, 44, 263
- Damour T., Esposito-Farese G., 1992, *Phys. Rev.*, D46, 4128
- Damour T., Esposito-Farese G., 1996, *Phys. Rev.*, D54, 1474
- Damour T., Schaefer G., 1991, *Phys. Rev. Lett.*, 66, 2549
- Damour T., Taylor J. H., 1992, *Phys. Rev.*, D45, 1840
- Damour T., Gibbons G. W., Taylor J. H., 1988, *Phys. Rev. Lett.*, 61, 1151
- Damour T., Piazza F., Veneziano G., 2002, *Phys. Rev. Lett.*, 89, 081601
- Davé R., et al., 2001, *The Astrophysical Journal*, 552, 473
- Daylan T., Finkbeiner D. P., Hooper D., Linden T., Portillo S. K. N., Rodd N. L., Slatyer T. R., 2016, *Physics of the Dark Universe*, 12, 1
- De Zotti G., et al., 2018, *Journal of Cosmology and Astroparticle Physics*, 4, 020
- DeBoer D. R., et al., 2017, *PASP*, 129, 045001
- Delahaye T., Lineros R., Donato F., Fornengo N., Salati P., 2008, *Phys. Rev.*, D77, 063527
- Demetroullas C., Brown M. L., 2016, *Monthly Notices of the Royal Astronomical Society*, 456, 3100
- Deneva J. S., Cordes J. M., Lazio T. J. W., 2009, *Astrophysical Journal Letters*, 702, L177
- Dewdney P. E., Turner W., Millenaar R., McCool R., Lazio J., Cornwell T. J., 2013, SKA-TEL-SKO-DD001, Revision 01
- Dewdney P., Turner W., Braun R., Santander-Vela J., Waterson M., Tan G.-H., 2016, SKA1 System Baseline Design. Square Kilometre Array Organisation, Jodrell Bank, UK
- Dewey R., Stokes G., Segelstein D., Taylor J., Weisberg J., 1984, in Reynolds S. P., Stinebring D. R., eds, *Birth and Evolution of Neutron Stars: Issues Raised by Millisecond Pulsars*. p. 234
- Di Porto C., Amendola L., Branchini E., 2012, *Mon. Not. Roy. Astron. Soc.*, 423, L97
- Dillon J. S., et al., 2015, *Physical Review D*, 91, 123011
- Dine M., Fischler W., Srednicki M., 1981, *Physics Letters B*, 104, 199
- Dirac P. A. M., 1937, *Nature*, 139, 323
- Dobado A., Maroto A. L., 2001, *Nucl. Phys.*, B592, 203
- Dossett J. N., Ishak M., Parkinson D., Davis T. M., 2015, *Physical Review D*, 92, 023003
- Dunstan R. M., Abazajian K. N., Polisensky E., Ricotti M., 2011, preprint, (arXiv:1109.6291)
- Eatough R. P., et al., 2013, *Nature*, 501, 391
- Eatough R., et al., 2015, *Advancing Astrophysics with the Square Kilometre Array (AASKA14)*, p. 45
- Edwards R. T., Hobbs G. B., Manchester R. N., 2006, *Mon. Not. Roy. Astron. Soc.*, 372, 1549
- Elghozi T., Mavromatos N. E., Sakellariadou M., Yusaf M. F., 2016, *JCAP*, 1602, 060
- Elghozi T., Mavromatos N. E., Sakellariadou M., 2017, *Eur. Phys. J.*, C77, 445
- Ellis J. A., Siemens X., Creighton J. D. E., 2012, *Astrophys. J.*, 756, 175
- Eriksen H. K., Banday A., Gorski K., Hansen F., Lilje P., 2007, *Astrophys. J.*, 660, L81
- Fauvet L., et al., 2011, *Astronomy and Astrophysics*, 526, A145
- Fauvet L., Macías-Pérez J. F., Désert F. X., 2012, *Astroparticle Physics*, 36, 57
- February S., Larena J., Smith M., Clarkson C., 2010, *Mon. Not. Roy. Astron. Soc.*, 405, 2231
- February S., Clarkson C., Maartens R., 2013, *JCAP*, 1303, 023
- Ferramacho L. D., Santos M. G., Jarvis M. J., Camera S., 2014, *Mon. Not. Roy. Astron. Soc.*, 442, 2511
- Ferreras I., Sakellariadou M., Yusaf M. F., 2008, *Phys. Rev. Lett.*, 100, 031302
- Ferreras I., Mavromatos N. E., Sakellariadou M., Yusaf M. F., 2009, *Phys. Rev.*, D80, 103506
- Fialkov A., Loeb A., 2013, *Journal of Cosmology and Astroparticle Physics*, 11, 066
- Fialkov A., Barkana R., Visbal E., Tseliakhovich D., Hirata C. M., 2013, *Monthly Notices of the Royal Astronomical Society*, 432, 2909
- Fialkov A., Barkana R., Visbal E., 2014, *Nature*, 506, 197
- Fialkov A., Barkana R., Cohen A., 2015, *Physical Review Letters*, 114, 101303
- Field G. B., 1958, *Proceedings of the IRE*, 46, 240
- Finelli F., et al., 2018, *Journal of Cosmology and Astroparticle Physics*, 4, 016
- Fixsen D. J., Cheng E. S., Gales J. M., Mather J. C., Shafer R. A., Wright E. L., 1996, *The Astrophysical Journal*, 473, 576
- Fleury P., Clarkson C., Maartens R., 2017, *JCAP*, 1703, 062
- Fomalont E., Reid M., 2004, *New Astronomy Reviews*, 48, 1473
- Fonseca J., Camera S., Santos M., Maartens R., 2015, *Astrophys. J.*, 812, L22
- Fonseca J., Maartens R., Santos M. G., 2017, *Mon. Not. Roy. Astron. Soc.*, 466, 2780
- Fornengo N., Regis M., 2014, *Front. Physics*, 2, 6
- Fornengo N., Lineros R., Regis M., Taoso M., 2011, *Physical Review Letters*, 107, 271302
- Fornengo N., Lineros R., Regis M., Taoso M., 2012a, *JCAP*, 3,

- 033
- Fornengo N., Lineros R. A., Regis M., Taoso M., 2012b, *JCAP*, 1201, 005
- Fornengo N., Lineros R. A., Regis M., Taoso M., 2014, *JCAP*, 4, 008
- Fornengo N., Perotto L., Regis M., Camera S., 2015, *Astrophys. J.*, 802, L1
- Foster R. S., Backer D. C., 1990, *The Astrophysical Journal*, 361, 300
- Freire P. C. C., et al., 2012, *Mon. Not. Roy. Astron. Soc.*, 423, 3328
- Furlanetto S. R., 2006, *Monthly Notices of the Royal Astronomical Society*, 371, 867
- Furlanetto S. R., Zaldarriaga M., Hernquist L., 2004a, *The Astrophysical Journal*, 613, 1
- Furlanetto S. R., Zaldarriaga M., Hernquist L., 2004b, *The Astrophysical Journal*, 613, 16
- Furlanetto S. R., Oh S. P., Pierpaoli E., 2006, *Physical Review D*, 74, 103502
- Furlanetto S. R., et al., 2009, in *astro2010: The Astronomy and Astrophysics Decadal Survey*. (arXiv:0902.3259)
- Gaggero D., et al., 2017, *Phys. Rev. Lett.*, 118, 241101
- Gao L., Theuns T., 2007, *Science*, 317, 1527
- Garcia-Bellido J., Haugboelle T., 2008, *JCAP*, 0804, 003
- Gaskins J. M., 2016, *Contemporary Physics*, 57, 496
- Geng J.-J., Zhang J.-F., Zhang X., 2014, *JCAP*, 1412, 018
- Germani C., Prokopec T., 2017, *Physics of the Dark Universe*, 18, 6
- Gervasi M., Zannoni M., Tartari A., Boella G., Sironi G., 2008, *The Astrophysical Journal*, 688, 24
- Ghosh A., Bharadwaj S., Ali S. S., Chengalur J. N., 2011, *Monthly Notices of the Royal Astronomical Society*, 418, 2584
- Ghosh A., Koopmans L. V. E., Chapman E., Jelić V., 2015, *Monthly Notices of the Royal Astronomical Society*, 452, 1587
- Giannantonio T., Scranton R., Crittenden R. G., Nichol R. C., Boughn S. P., Myers A. D., Richards G. T., 2008a, *Physical Review D*, 77, 123520
- Giannantonio T., Song Y.-S., Koyama K., 2008b, *Physical Review D*, 78, 044017
- Giannantonio T., Crittenden R., Nichol R., Ross A. J., 2012, *Monthly Notices of the Royal Astronomical Society*, 426, 2581
- Gleyzes J., 2017, *Physical Review D*, 96, 063516
- Godfrey L. E. H., et al., 2012, *PASA*, 29, 42
- Goodenough L., Hooper D., 2009, preprint, (arXiv:0910.2998)
- Gordon C., 2007, *Astrophys. J.*, 656, 636
- Gordon C., Hu W., Huterer D., Crawford T. M., 2005, *Phys. Rev.*, D72, 103002
- Górski K. M., Hivon E., Banday A. J., Wandelt B. D., Hansen F. K., Reinecke M., Bartelmann M., 2005, *The Astrophysical Journal*, 622, 759
- Graham M. J., et al., 2015, *Nature*, 518, 74
- Green A. M., Liddle A. R., 1999, *Physical Review D*, 60, 063509
- Gregory R., Laflamme R., 1993, *Phys. Rev. Lett.*, 70, 2837
- Grieb J. N., et al., 2017, *Monthly Notices of the Royal Astronomical Society*, 467, 2085
- Haggard H. M., Rovelli C., 2015, *Physical Review D*, 92, 104020
- Hansen F. K., Banday A., Gorski K., 2004, *Mon. Not. Roy. Astron. Soc.*, 354, 641
- Hanson D., Lewis A., 2009, *Phys. Rev.*, D80, 063004
- Harker G. J. A., Pritchard J. R., Burns J. O., Bowman J. D., 2012, *Monthly Notices of the Royal Astronomical Society*, 419, 1070
- Harrison I., Camera S., Zuntz J., Brown M. L., 2016, *Monthly Notices of the Royal Astronomical Society*, 463, 3674
- Harrison I., Lochner M., Brown M. L., 2017, preprint (arXiv:1704.08278)
- Haslam C. G. T., Salter C. J., Stoffel H., Wilson W. E., 1982, *A&AS*, 47, 1
- Hawking S., 1971, *Mon. Not. Roy. Astron. Soc.*, 152, 75
- Hayasaki K., Loeb A., 2016, *Scientific Reports*, 6, 35629
- Hazelton B. J., Morales M. F., Sullivan I. S., 2013, *The Astrophysical Journal*, 770, 156
- Hellings R. W., Downs G. S., 1983, *Astrophys. J.*, 265, L39
- Hellwing W. A., Barreira A., Frenk C. S., Li B., Cole S., 2014, *Phys. Rev. Lett.*, 112, 221102
- Hirata C. M., 2006, *Monthly Notices of the Royal Astronomical Society*, 367, 259
- Hirata C. M., 2009, *JCAP*, 0909, 011
- Hirata C. M., Mishra A., Venumadhav T., 2018, *Physical Review D*, 97, 103521
- Ho S., Hirata C., Padmanabhan N., Seljak U., Bahcall N., 2008, *Physical Review D*, 78, 043519
- Hobbs G., Dai S., 2017, preprint (arXiv:1707.01615)
- Hobbs G. B., Edwards R. T., Manchester R. N., 2006, *Monthly Notices of the Royal Astronomical Society*, 369, 655
- Hogan C. J., Rees M. J., 1979, *Monthly Notices of the Royal Astronomical Society*, 188, 791
- Hu W., 2001, *Astrophysical Journal Letters*, 557, L79
- Huff E. M., Krause E., Eifler T., George M. R., Schlegel D., 2013, preprint, (arXiv:1311.1489)
- Hutter A., Dayal P., Müller V., Trott C. M., 2017, *The Astrophysical Journal*, 836, 176
- Iršič V., et al., 2017, *Physical Review D*, 96, 023522
- Ishino H., et al., 2016, in *Space Telescopes and Instrumentation 2016: Optical, Infrared, and Millimeter Wave*. p. 99040X, doi:10.1117/12.2231995
- Ivarsen M. F., Bull P., Llinares C., Mota D. F., 2016, *Astron. Astrophys.*, 595, A40
- Jacobs D. C., et al., 2015, *The Astrophysical Journal*, 801, 51
- Jacobs D. C., et al., 2016, *The Astrophysical Journal*, 825, 114
- Jaffe A. H., 2004, *New Astronomy Reviews*, 48, 1483

- Janssen G., et al., 2015, PoS, AASKA14, 037
- Jarvis M., Bacon D., Blake C., Brown M., Lindsay S., Raccanelli A., Santos M., Schwarz D. J., 2015a, Advancing Astrophysics with the Square Kilometre Array (AASKA14), p. 18
- Jarvis M., Bacon D., Blake C., Brown M., Lindsay S., Raccanelli A., Santos M., Schwarz D. J., 2015b, PoS, AASKA14, 018
- Jeannerot R., Rocher J., Sakellariadou M., 2003, *Phys. Rev.*, D68, 103514
- Jelić V., et al., 2014, *Astronomy and Astrophysics*, 568, A101
- Jensen H., Zackrisson E., Pelckmans K., Binggeli C., Ausmees K., Lundholm U., 2016, *The Astrophysical Journal*, 827, 5
- Jeong D., Schmidt F., 2012, *Phys. Rev.*, D86, 083512
- Jeong D., Schmidt F., Hirata C. M., 2012, *Physical Review D*, 85, 023504
- Johannsen T., 2016, *Classical and Quantum Gravity*, 33, 113001
- Johnston S., Wall J., 2008, *Exper. Astron.*, 22, 151
- Joudaki S., Doré O., Ferramacho L., Kaplinghat M., Santos M. G., 2011, *Physical Review Letters*, 107, 131304
- Joyce A., Jain B., Khoury J., Trodden M., 2015, *Phys. Rept.*, 568, 1
- Kaiser N., Hudson M. J., 2015, *Monthly Notices of the Royal Astronomical Society*, 450, 883
- Kaiser N., Jaffe A., 1997, *The Astrophysical Journal*, 484, 545
- Kashiyama K., Seto N., 2012, *Monthly Notices of the Royal Astronomical Society*, 426, 1369
- Katz J. I., 2016, *Mod. Phys. Lett.*, A31, 1630013
- Kehl M. S., Wex N., Kramer M., Liu K., 2017, in Proceedings, 14th Marcel Grossmann Meeting on Recent Developments in Theoretical and Experimental General Relativity, Astrophysics, and Relativistic Field Theories (MG14) (In 4 Volumes): Rome, Italy, July 12-18, 2015. pp 1860-1865
- Kelley K., Quinn P. J., 2017, *Astrophysical Journal Letters*, 845, L4
- Kern N. S., Liu A., Parsons A. R., Mesinger A., Greig B., 2017, *The Astrophysical Journal*, 848, 23
- Khachatryan V., et al., 2016, *Phys. Lett.*, B755, 102
- Khatri R., Wandelt B. D., 2007, *Phys. Rev. Lett.*, 98, 111301
- Khoury J., Weltman A., 2004a, *Phys. Rev. Lett.*, 93, 171104
- Khoury J., Weltman A., 2004b, *Phys. Rev.*, D69, 044026
- Kim J. E., 1979, *Physical Review Letters*, 43, 103
- Kim A. G., Linder E. V., Edelman J., Erskine D., 2015, *As-
trophys. J.*, 811, 195
- Klößner H.-R., et al., 2015, PoS, AASKA14, 027
- Koda J., et al., 2014, *Mon. Not. Roy. Astron. Soc.*, 445, 4267
- Kogut A., 1996, preprint, (arXiv:astro-ph/9607100)
- Kogut A., et al., 1993, *Astrophys. J.*, 419, 1
- Kol B., Sorkin E., 2004, *Class. Quant. Grav.*, 21, 4793
- Komatsu E., 2010, *Classical and Quantum Gravity*, 27, 124010
- Koopmans L., et al., 2015, Advancing Astrophysics with the Square Kilometre Array (AASKA14), p. 1
- Kovetz E. D., Raccanelli A., Rahman M., 2017, *Monthly Notices of the Royal Astronomical Society*, 468, 3650
- Kramer M., 2016, *Int. J. Mod. Phys.*, D25, 1630029
- Kramer M., Champion D. J., 2013, *Class. Quant. Grav.*, 30, 224009
- Kramer M., Backer D. C., Cordes J. M., Lazio T. J. W., Stappers B. W., Johnston S., 2004, *New Astron. Rev.*, 48, 993
- Kramer M., et al., 2006, *Science*, 314, 97
- Kugo T., Yoshioka K., 2001, *Nuclear Physics B*, 594, 301
- Kuhlen M., Madau P., Montgomery R., 2006, *Astrophysical Journal Letters*, 637, L1
- LSST Science Collaboration et al., 2009, preprint, (arXiv:0912.0201)
- La Porta L., Burigana C., Reich W., Reich P., 2008, *Astronomy and Astrophysics*, 479, 641
- Lacroix T., Karami M., Broderick A. E., Silk J., BÅhm C., 2017, *Physical Review D*, 96, 063008
- Lagos C. d. P., et al., 2015, *Monthly Notices of the Royal Astronomical Society*, 452, 3815
- Lagos M., Baker T., Ferreira P. G., Noller J., 2016, *Journal of Cosmology and Astroparticle Physics*, 8, 007
- Lambiase G., Sakellariadou M., Stabile A., 2013, *JCAP*, 1312, 020
- Lambiase G., Sakellariadou M., Stabile A., Stabile A., 2015, *JCAP*, 1507, 003
- Landsberg G., 2015, *Mod. Phys. Lett.*, A30, 1540017
- Lazaridis K., et al., 2009, *Mon. Not. R. Astron. Soc.*, 400, 805
- Lewis A., Challinor A., 2007, *Physical Review D*, 76, 083005
- Linder E. V., 1986, *Physical Review D*, 34, 1759
- Linder E. V., 1988, *The Astrophysical Journal*, 328, 77
- Line J. L. B., Webster R. L., Pindor B., Mitchell D. A., Trott C. M., 2017, *Publications of the Astronomical Society of Australia*, 34, e003
- Liu A., Tegmark M., 2011, *Physical Review D*, 83
- Liu K., Wex N., Kramer M., Cordes J. M., Lazio T. J. W., 2012, *The Astrophysical Journal*, 747, 1
- Liu A., Parsons A. R., Trott C. M., 2014a, *Physical Review D*, 90, 023018
- Liu A., Parsons A. R., Trott C. M., 2014b, *Physical Review D*, 90, 023019
- Liu A., Pritchard J. R., Allison R., Parsons A. R., Seljak U., Sherwin B. D., 2016, *Physical Review D*, 93, 043013
- Loeb A., 1998, *Astrophys. J.*, 499, L111
- Loeb A., Zaldarriaga M., 2004, *Physical Review Letters*, 92, 211301
- Lombriser L., Yoo J., Koyama K., 2013, *Physical Review D*, 87, 104019
- Lorimer D. R., Bailes M., McLaughlin M. A., Narkevic D. J., Crawford F., 2007, *Science*, 318, 777
- Lovelock D., 1971, *J. Math. Phys.*, 12, 498
- Lu J. R., Do T., Ghez A. M., Morris M. R., Yelda S., Matthews

- K., 2013, *The Astrophysical Journal*, 764, 155
- Ma C.-P., Bertschinger E., 1995, *The Astrophysical Journal*, 455, 7
- Maartens R., 2011, *Phil. Trans. Roy. Soc. Lond.*, A369, 5115
- Macfadyen A. I., Milosavljevic M., 2008, *Astrophys. J.*, 672, 83
- Mack K. J., Wesley D. H., 2008, preprint, (arXiv:0805.1531)
- Macquart J.-P., Kanekar N., Frail D. A., Ransom S. M., 2010, *The Astrophysical Journal*, 715, 939
- Madau P., Dickinson M., 2014, *ARA&A*, 52, 415
- Madau P., Meiksin A., Rees M. J., 1997, *The Astrophysical Journal*, 475, 429
- Manchester R. N., 2015, *Int. J. Mod. Phys.*, D24, 1530018
- Manchester R. N., et al., 2013, *Publ. Astron. Soc. Austral.*, 30, 17
- Mangano G., Melchiorri A., Serra P., Cooray A., Kamionkowski M., 2006, *Phys. Rev.*, D74, 043517
- Maroto A. L., 2004a, *Phys. Rev. D*, 69, 043509
- Maroto A. L., 2004b, *Phys. Rev. D*, 69, 101304
- Martinelli M., Pandolfi S., Martins C. J. A. P., Vielzeuf P. E., 2012, *Physical Review D*, 86, 123001
- Massara E., Villaescusa-Navarro F., Viel M., Sutter P. M., 2015, *JCAP*, 1511, 018
- Massardi M., Bonaldi A., Negrello M., Ricciardi S., Raccanelli A., de Zotti G., 2010, *Monthly Notices of the Royal Astronomical Society*, 404, 532
- Masui K. W., Pen U.-L., 2010, *Physical Review Letters*, 105, 161302
- Masui K. W., et al., 2013a, *Astrophys. J.*, 763, L20
- Masui K. W., et al., 2013b, *Monthly Notices of the Royal Astronomical Society*, 763, L20
- Mavromatos N., Sakellariadou M., 2007, *Phys. Lett.*, B652, 97
- Mavromatos N. E., Sakellariadou M., Yusaf M. F., 2009, *Phys. Rev.*, D79, 081301
- Mavromatos N. E., Sakellariadou M., Yusaf M. F., 2013, *JCAP*, 1303, 015
- McLaughlin M. A., 2013, *Class. Quant. Grav.*, 30, 224008
- McQuinn M., O'Leary R. M., 2012, *The Astrophysical Journal*, 760, 3
- McQuinn M., Zahn O., Zaldarriaga M., Hernquist L., Furlanetto S. R., 2006, *The Astrophysical Journal*, 653, 815
- Mellema G., et al., 2013, *Experimental Astronomy*, 36, 235
- Merritt D., Alexander T., Mikkola S., Will C. M., 2010, *Physical Review D*, 81, 062002
- Mesinger A., Furlanetto S., 2007, *The Astrophysical Journal*, 669, 663
- Mesinger A., Furlanetto S., Cen R., 2011, *Monthly Notices of the Royal Astronomical Society*, 411, 955
- Mesinger A., Ewall-Wice A., Hewitt J., 2014, *Monthly Notices of the Royal Astronomical Society*, 439, 3262
- Meszáros P., 1974, *Astronomy and Astrophysics*, 37, 225
- Metcalf R. B., White S. D. M., 2009, *Monthly Notices of the Royal Astronomical Society*, 394, 704
- Mishra A., Hirata C. M., 2018, *Physical Review D*, 97, 103522
- Mo H. J., White S. D. M., 1996, *Mon. Not. Roy. Astron. Soc.*, 282, 347
- Moline A., Schewtschenko J. A., Palomares-Ruiz S., Boehm C., Baugh C. M., 2016, *JCAP*, 1608, 069
- Moore D. F., et al., 2017, *The Astrophysical Journal*, 836, 154
- Moresco M., 2015, *MNRAS*, 450, L16
- Moresco M., Jimenez R., Cimatti A., Pozzetti L., 2011, *JCAP*, 3, 45
- Muñoz J. B., Loeb A., 2018, *Nature*, 557, 684
- Muñoz J. B., Ali-Haïmoud Y., Kamionkowski M., 2015, *Physical Review D*, 92, 083508
- Muñoz J. B., Kovetz E. D., Dai L., Kamionkowski M., 2016, *Physical Review Letters*, 117, 091301
- Muñoz J. B., Kovetz E. D., Raccanelli A., Kamionkowski M., Silk J., 2017, *Journal of Cosmology and Astroparticle Physics*, 5, 032
- Mukhanov V. F., 1985, *JETP Lett.*, 41, 493
- Murphy M. T., Malec A. L., Prochaska J. X., 2016, *Monthly Notices of the Royal Astronomical Society*, 461, 2461
- Murray S. G., Trott C. M., Jordan C. H., 2017, *The Astrophysical Journal*, 845, 7
- Narayanan V. K., Spergel D. N., Davé R., Ma C.-P., 2000, *Astrophysical Journal Letters*, 543, L103
- Naselsky P., Chiang L.-Y., 2004, *Monthly Notices of the Royal Astronomical Society*, 347, 795
- Nelson W., Ochoa J., Sakellariadou M., 2010a, *Phys. Rev. Lett.*, 105, 101602
- Nelson W., Ochoa J., Sakellariadou M., 2010b, *Phys. Rev.*, D82, 085021
- Nishizawa A. J., 2014, *Progress of Theoretical and Experimental Physics*, 2014, 06B110
- Nolta M. R., et al., 2004, *The Astrophysical Journal*, 608, 10
- Nordtvedt K., 1987, *The Astrophysical Journal*, 320, 871
- Nordtvedt K., 1990, *Phys. Rev. Lett.*, 65, 953
- Norris R. P., et al., 2011, *PASA*, 28, 215
- Nuza S. E., Gelszinnis J., Hoeft M., Yepes G., 2017, *Monthly Notices of the Royal Astronomical Society*, 470, 240
- O'Leary R. M., Kistler M. D., Kerr M., Dexter J., 2016, arXiv e-prints, p. arXiv:1601.05797
- Offringa A. R., et al., 2016, *Monthly Notices of the Royal Astronomical Society*, 458, 1057
- Oguri M., 2016, *Physical Review D*, 93, 083511
- Oh S. P., 1999, *The Astrophysical Journal*, 527, 16
- Oosterloo T., Fraternali F., Sancisi R., 2007, *The Astronomical Journal*, 134, 1019
- Paciga G., et al., 2013, *Monthly Notices of the Royal Astronomical Society*, 433, 639
- Padmanabhan H., Refregier A., 2017, *Monthly Notices of the Royal Astronomical Society*, 464, 4008
- Padmanabhan H., Choudhury T. R., Refregier A., 2015,

- [Monthly Notices of the Royal Astronomical Society](#), 447, 3745
- Padmanabhan H., Refregier A., Amara A., 2017, [Monthly Notices of the Royal Astronomical Society](#), 469, 2323
- Planque-Delabrouille N., et al., 2015, [Journal of Cosmology and Astroparticle Physics](#), 11, 011
- Pan Z., Knox L., 2015, [Mon. Not. Roy. Astron. Soc.](#), 454, 3200
- Park E.-K., 2007, DMSAG Report on the Direct Detection and Study of Dark Matter, https://science.energy.gov/~media/hep/pdf/files/pdfs/dmsagreportjuly18_2007.pdf
- Parkinson D., Bassett B. A., Barrow J. D., 2004, [Phys. Lett.](#), B578, 235
- Parsons A. R., et al., 2014, [The Astrophysical Journal](#), 788, 106
- Patil A. H., et al., 2017, [The Astrophysical Journal](#), 838, 65
- Patra N., Subrahmanyan R., Raghunathan A., Udaya Shankar N., 2013, [Experimental Astronomy](#), 36, 319
- Paumard T., et al., 2006, [The Astrophysical Journal](#), 643, 1011
- Pen U.-L., Broderick A. E., 2014, [Mon. Not. Roy. Astron. Soc.](#), 445, 3370
- Petiteau A., Babak S., Sesana A., de Araújo M., 2013, [Phys. Rev.](#), D87, 064036
- Pfahl E., Loeb A., 2004, [The Astrophysical Journal](#), 615, 253
- Pietrobon D., Balbi A., Marinucci D., 2006, [Physical Review D](#), 74, 043524
- Pillepich A., Porciani C., Matarrese S., 2007, [The Astrophysical Journal](#), 662, 1
- Pindor B., Wyithe J. S. B., Mitchell D. A., Ord S. M., Wayth R. B., Greenhill L. J., 2011, [Publications of the Astronomical Society of Australia](#), 28, 46
- Pisani A., Sutter P. M., Hamaus N., Alizadeh E., Biswas R., Wandelt B. D., Hirata C. M., 2015, [Phys. Rev.](#), D92, 083531
- Planck Collaboration et al., 2014a, [Astronomy and Astrophysics](#), 571, A19
- Planck Collaboration et al., 2014b, [Astronomy and Astrophysics](#), 571, A23
- Planck Collaboration et al., 2016a, [Astronomy and Astrophysics](#), 586, A133
- Planck Collaboration et al., 2016b, [Astronomy and Astrophysics](#), 594, A10
- Planck Collaboration et al., 2016c, [Astronomy and Astrophysics](#), 594, A16
- Planck Collaboration et al., 2016d, [Astronomy and Astrophysics](#), 594, A17
- Planck Collaboration et al., 2016e, [Astronomy and Astrophysics](#), 594, A20
- Planck Collaboration et al., 2016f, [Astronomy and Astrophysics](#), 594, A21
- Planck Collaboration et al., 2016g, [Astronomy and Astrophysics](#), 594, A25
- Planck Collaboration et al., 2018, preprint, (arXiv:1807.06209)
- Plotkin R. M., Markoff S., Kelly B. C., Koerding E., Anderson S. E., 2012, [Mon. Not. Roy. Astron. Soc.](#), 419, 267
- Pober J. C., et al., 2015, [The Astrophysical Journal](#), 809, 62
- Polisensky E., Ricotti M., 2011, [Physical Review D](#), 83, 043506
- Ponente P. P., Diego J. M., Sheth R. K., Burigana C., Knollmann S. R., Ascasibar Y., 2011, [Monthly Notices of the Royal Astronomical Society](#), 410, 2353
- Poulin V., Lesgourgues J., Serpico P. D., 2017, [Journal of Cosmology and Astroparticle Physics](#), 3, 043
- Pourtsidou A., 2016a, preprint, (arXiv:1612.05138)
- Pourtsidou A., 2016b, [Mon. Not. Roy. Astron. Soc.](#), 461, 1457
- Pourtsidou A., Metcalf R. B., 2014, [Monthly Notices of the Royal Astronomical Society](#), 439, L36
- Pourtsidou A., Bacon D., Crittenden R., Metcalf R. B., 2016, [Mon. Not. Roy. Astron. Soc.](#), 459, 863
- Pourtsidou A., Bacon D., Crittenden R., 2017, [Monthly Notices of the Royal Astronomical Society](#), 470, 4251
- Prandoni I., Seymour N., 2015, Advancing Astrophysics with the Square Kilometre Array (AASKA14), p. 67
- Prandoni I., Gregorini L., Parma P., de Ruiter H. R., Vettolani G., Wieringa M. H., Ekers R. D., 2001, [Astronomy and Astrophysics](#), 365, 392
- Pritchard J. R., Furlanetto S. R., 2007, [Monthly Notices of the Royal Astronomical Society](#), 376, 1680
- Pritchard J. R., Loeb A., 2008, [Physical Review D](#), 78, 103511
- Pritchard J. R., Loeb A., 2010, [Physical Review D](#), 82, 023006
- Pritchard J. R., Loeb A., 2012, [Reports on Progress in Physics](#), 75, 086901
- Pritchard J., et al., 2015, Advancing Astrophysics with the Square Kilometre Array (AASKA14), p. 12
- Prochaska J. X., Wolfe A. M., 2009, [The Astrophysical Journal](#), 696, 1543
- Procopio P., et al., 2017, [PASA](#), 34, e033
- Psaltis D., 2008, [Living Rev. Rel.](#), 11, 9
- Psaltis D., Wex N., Kramer M., 2016, [The Astrophysical Journal](#), 818, 121
- Pullen A. R., Kamionkowski M., 2007, [Phys. Rev.](#), D76, 103529
- Pullen A. R., Chang T.-C., Doré O., Lidz A., 2013, [The Astrophysical Journal](#), 768, 15
- Pullen A. R., Alam S., Ho S., 2015, [Mon. Not. Roy. Astron. Soc.](#), 449, 4326
- Pullen A. R., Alam S., He S., Ho S., 2016, [Mon. Not. Roy. Astron. Soc.](#), 460, 4098
- Raccanelli A., 2017, [Monthly Notices of the Royal Astronomical Society](#), 469, 656
- Raccanelli A., Bonaldi A., Negrello M., Matarrese S., Tornen G., de Zotti G., 2008, [Monthly Notices of the Royal Astronomical Society](#), 386, 2161
- Raccanelli A., et al., 2015, [Journal of Cosmology and Astroparticle Physics](#), 1, 042
- Raccanelli A., Kovetz E., Dai L., Kamionkowski M., 2016a, [Physical Review D](#), 93, 083512

- Raccanelli A., Kovetz E. D., Bird S., Cholis I., Munoz J. B., 2016b, *Phys. Rev.*, D94, 023516
- Raccanelli A., Montanari F., Bertacca D., Doré O., Durrer R., 2016c, *JCAP*, 1605, 009
- Raccanelli A., Shiraishi M., Bartolo N., Bertacca D., Liguori M., Matarrese S., Norris R. P., Parkinson D., 2017, *Physics of the Dark Universe*, 15, 35
- Raccanelli A., Vidotto F., Verde L., 2018, *Journal of Cosmology and Astroparticle Physics*, 8, 003
- Ransom S. M., et al., 2014, *Nature*, 505, 520
- Raveri M., Bull P., Silvestri A., Pogosian L., 2017, *Physical Review D*, 96, 083509
- Rea N., et al., 2013, *Astrophysical Journal Letters*, 775, L34
- Rees M., 1977, *Nature*, 266, 333
- Remazeilles M., Dickinson C., Banday A. J., Bigot-Sazy M.-A., Ghosh T., 2015, *Monthly Notices of the Royal Astronomical Society*, 451, 4311
- Reyes R., Mandelbaum R., Seljak U., Baldauf T., Gunn J. E., Lombriser L., Smith R. E., 2010, *Nature*, 464, 256
- Ricciardi S., et al., 2010, *Monthly Notices of the Royal Astronomical Society*, 406, 1644
- Riemer-Sørensen S., Parkinson D., Davis T. M., 2014, *Physical Review D*, 89, 103505
- Romeo A., Metcalf R. B., Pourtsidou A., 2018, *Monthly Notices of the Royal Astronomical Society*, 474, 1787
- Rosenband T., et al., 2008, *Science*, 319, 1808
- Rovelli C., Vidotto F., 2013, *Phys.Rev.Lett.*, 111, 091303
- Rovelli C., Vidotto F., 2014, *Int. J. Mod. Phys.*, D23, 1442026
- SKA Science Working Group 2011, The Square Kilometre Array design reference mission: SKA phase 1, https://www.skatelescope.org/uploaded/18714_SKA1DesRefMission.pdf
- Saaddeh D., Feeney S. M., Pontzen A., Peiris H. V., McEwen J. D., 2016, *Phys. Rev. Lett.*, 117, 131302
- Sachs R. K., Wolfe A. M., 1967, *The Astrophysical Journal*, 147, 73
- Sahlén M., 2019, *Physical Review D*, 99, 063525
- Sahlén M., Silk J., 2018, *Phys. Rev.*, D97, 103504
- Sahlén M., Zubeldia I., Silk J., 2016, *Astrophys. J.*, 820, L7
- Saintonge A., et al., 2016, *Monthly Notices of the Royal Astronomical Society*, 462, 1749
- Saiyad Ali S., Bharadwaj S., Pandey S. K., 2006, *Monthly Notices of the Royal Astronomical Society*, 366, 213
- Salvaterra R., Burigana C., 2002, *Monthly Notices of the Royal Astronomical Society*, 336, 592
- Sandage A., 1962, *The Astrophysical Journal*, 136, 319
- Santos M., et al., 2015, *Advancing Astrophysics with the Square Kilometre Array (AASKA14)*, p. 19
- Sarazin C. L., 1999, *The Astrophysical Journal*, 520, 529
- Sarkar D., Bharadwaj S., Anathpindika S., 2016, *Monthly Notices of the Royal Astronomical Society*, 460, 4310
- Sasaki M., Suyama T., Tanaka T., Yokoyama S., 2016, *Physical Review Letters*, 117, 061101
- Schewtschenko J. A., Wilkinson R. J., Baugh C. M., Boehm C., Pascoli S., 2015, *Mon. Not. Roy. Astron. Soc.*, 449, 3587
- Schewtschenko J. A., Baugh C. M., Wilkinson R. J., Boehm C., Pascoli S., Sawala T., 2016, *Mon. Not. Roy. Astron. Soc.*, 461, 2282
- Schmidt F., Jeong D., 2012, *Phys. Rev.*, D86, 083513
- Schneider R., Salvaterra R., Choudhury T. R., Ferrara A., Burigana C., Popa L. A., 2008, *Monthly Notices of the Royal Astronomical Society*, 384, 1525
- Schön S., Mack K. J., Avram C. A., Wyithe J. S. B., Barberio E., 2015, *Monthly Notices of the Royal Astronomical Society*, 451, 2840
- Schutz K., Liu A., 2017, *Physical Review D*, 95, 023002
- Schwarz D. J., et al., 2015, *PoS, AASKA14*, 032
- Seiffert M., et al., 2011, *The Astrophysical Journal*, 734, 6
- Sekiguchi T., Takahashi T., Tashiro H., Yokoyama S., 2018, *Journal of Cosmology and Astroparticle Physics*, 2, 053
- Seljak U., 2009, *Phys. Rev. Lett.*, 102, 021302
- Shannon R. M., Cordes J. M., 2010, *Astrophys. J.*, 725, 1607
- Shannon R. M., Johnston S., 2013, *Mon. Not. Roy. Astron. Soc.*, 435, 29
- Shao L., 2014, *Phys. Rev. Lett.*, 112, 111103
- Shao L., 2016, *Phys. Rev.*, D93, 084023
- Shao L., Wex N., 2012, *Class. Quant. Grav.*, 29, 215018
- Shao L., Wex N., 2016, *Sci. China Phys. Mech. Astron.*, 59, 699501
- Shao L., Zhang B., 2017, *Phys. Rev.*, D95, 123010
- Shao L., Caballero R. N., Kramer M., Wex N., Champion D. J., Jessner A., 2013, *Class. Quant. Grav.*, 30, 165019
- Shao L., et al., 2015, *PoS, AASKA14*, 042
- Shao L., Sennett N., Buonanno A., Kramer M., Wex N., 2017, *Physical Review X*, 7, 041025
- Shapiro P. R., Mao Y., Iliev I. T., Mellema G., Datta K. K., Ahn K., Koda J., 2013, *Physical Review Letters*, 110, 151301
- Shaver P. A., Windhorst R. A., Madau P., de Bruyn A. G., 1999, *Astronomy and Astrophysics*, 345, 380
- Shifman M. A., Vainshtein A. I., Zakharov V. I., 1980, *Nuclear Physics B*, 166, 493
- Shiraishi M., Tashiro H., Ichiki K., 2014, *Physical Review D*, 89, 103522
- Shiraishi M., Muñoz J. B., Kamionkowski M., Raccanelli A., 2016, *Physical Review D*, 93, 103506
- Sims P. H., Lentati L., Alexander P., Carilli C. L., 2016, *Monthly Notices of the Royal Astronomical Society*, 462, 3069
- Sims P. H., Lentati L., Pober J. C., Carilli C., Hobson M. P., Alexander P., Sutter P., 2017, *arXiv e-prints*, p. arXiv:1701.03384
- Singal J., et al., 2011, *The Astrophysical Journal*, 730, 138
- Sitwell M., Mesinger A., Ma Y.-Z., Sigurdson K., 2014, *Monthly Notices of the Royal Astronomical Society*, 438, 2664
- Smits R., Kramer M., Stappers B., Lorimer D. R., Cordes J., Faulkner A., 2009, *Astronomy and Astrophysics*, 493, 1161

- Smits R., et al., 2011, SKA document No. WP2-040.030.010-TD-003
- Snedden C., McWilliam A., Preston G. W., Cowan J. J., Burris D. L., Armosky B. J., 1996, *The Astrophysical Journal*, 467, 819
- Spolyar D., Sahlén M., Silk J., 2013, *Phys. Rev. Lett.*, 111, 241103
- Springel V., et al., 2005, *Nature*, 435, 629
- Springob C. M., Masters K. L., Haynes M. P., Giovanelli R., Marinoni C., 2007, *Astrophys. J. Suppl.*, 172, 599
- Srianand R., Chand H., Petitjean P., Aracil B., 2004, *Physical Review Letters*, 92, 121302
- Stairs I. H., 2003, *Living Rev. Rel.*, 6, 5
- Strong A. W., Moskalenko I. V., 1998, *The Astrophysical Journal*, 509, 212
- Sun X. H., Reich W., 2009, *Astronomy and Astrophysics*, 507, 1087
- Sun X.-H., Reich W., 2010, *Research in Astronomy and Astrophysics*, 10, 1287
- Sun X. H., Reich W., Waelkens A., Enßlin T. A., 2008, *Astronomy and Astrophysics*, 477, 573
- Sundrum R., 1999, *Phys. Rev. D*, 59, 085009
- Sunyaev R. A., Khatri R., 2013, *International Journal of Modern Physics D*, 22, 1330014
- Sunyaev R. A., Zeldovich Y. B., 1970, *Astrophysics and Space Science*, 7, 20
- Sunyaev R. A., Zeldovich I. B., 1975, *Monthly Notices of the Royal Astronomical Society*, 171, 375
- Sutter P. M., Pisani A., Wandelt B. D., Weinberg D. H., 2014, *Mon. Not. Roy. Astron. Soc.*, 443, 2983
- Suzuki N., et al., 2012, *The Astrophysical Journal*, 746, 85
- Switzer E. R., et al., 2013, *Monthly Notices of the Royal Astronomical Society*, 434, L46
- Takada M., Komatsu E., Futamase T., 2006, *Physical Review D*, 73, 083520
- Taylor J. H., 1992, *Phil. Trans. A. Math. Phys. Eng. Sci.*, 341, 117
- Tegmark M., Hamilton A. J. S., Strauss M. A., Vogeley M. S., Szalay A. S., 1998, *Astrophys. J.*, 499, 555
- Thornton D., et al., 2013, *Science*, 341, 53
- Trombetti T., Burigana C., 2014, *Monthly Notices of the Royal Astronomical Society*, 437, 2507
- Tröster T., et al., 2017, *Mon. Not. Roy. Astron. Soc.*, 467, 2706
- Trott C. M., et al., 2016, *The Astrophysical Journal*, 818, 1
- Tseliakhovich D., Hirata C., 2010, *Physical Review D*, 82, 083520
- Tucci M., Toffolatti L., 2012, *Advances in Astronomy*, 2012, 624987
- Tully R. B., Fisher J. R., 1977, *Astron. Astrophys.*, 54, 661
- Uzan J.-P., 2011, *Living Rev. Rel.*, 14, 2
- Vagnozzi S., Giusarma E., Mena O., Freese K., Gerbino M., Ho S., Lattanzi M., 2017, *Physical Review D*, 96, 123503
- Valdés M., Evoli C., Mesinger A., Ferrara A., Yoshida N., 2013, *Monthly Notices of the Royal Astronomical Society*, 429, 1705
- Vazza F., Brügger M., Gheller C., Wang P., 2014, *Monthly Notices of the Royal Astronomical Society*, 445, 3706
- Vazza F., Ferrari C., Brügger M., Bonafede A., Gheller C., Wang P., 2015, *Astronomy and Astrophysics*, 580, A119
- Venumadhav T., Oklopčić A., Gluscevic V., Mishra A., Hirata C. M., 2017, *Physical Review D*, 95, 083010
- Verbiest J. P. W., et al., 2016, *Mon. Not. Roy. Astron. Soc.*, 458, 1267
- Vernstrom T., Norris R. P., Scott D., Wall J. V., 2015, *Monthly Notices of the Royal Astronomical Society*, 447, 2243
- Viel M., 2005, in Williams P., Shu C.-G., Menard B., eds, IAU Colloq. 199: Probing Galaxies through Quasar Absorption Lines. pp 255–260, doi:10.1017/S1743921305002681
- Viel M., Lesgourgues J., Haehnelt M. G., Matarrese S., Riotto A., 2005, *Physical Review D*, 71, 063534
- Viel M., Becker G. D., Bolton J. S., Haehnelt M. G., Rauch M., Sargent W. L. W., 2008, *Physical Review Letters*, 100, 041304
- Villaescusa-Navarro F., Bird S., Peña-Garay C., Viel M., 2013, *Journal of Cosmology and Astroparticle Physics*, 3, 19
- Villaescusa-Navarro F., Marulli F., Viel M., Branchini E., Castorina E., Sefusatti E., Saito S., 2014, *Journal of Cosmology and Astroparticle Physics*, 3, 11
- Villaescusa-Navarro F., Bull P., Viel M., 2015, *The Astrophysical Journal*, 814, 146
- Visbal E., Barkana R., Fialkov A., Tseliakhovich D., Hirata C. M., 2012, *Nature*, 487, 70
- Vitale V., Morselli A., 2009, arXiv e-prints, p. arXiv:0912.3828
- Vogelsberger M., Zavala J., Cyr-Racine F.-Y., Pfrommer C., Bringmann T., Sigurdson K., 2016, *Mon. Not. Roy. Astron. Soc.*, 460, 1399
- Voivodic R., Lima M., Llinares C., Mota D. F., 2017, *Phys. Rev.*, D95, 024018
- Voytek T. C., Natarajan A., Jáuregui García J. M., Peterson J. B., López-Cruz O., 2014, *Astrophysical Journal Letters*, 782, L9
- Waelkens A., Jaffe T., Reinecke M., Kitaura F. S., Enßlin T. A., 2009, *Astronomy and Astrophysics*, 495, 697
- Wands D., 2010, *Classical and Quantum Gravity*, 27, 124002
- Wang W., 2005, *Chin. J. Astron. Astrophys.*
- Wang Y., 2015, *J. Phys. Conf. Ser.*, 610, 012019
- Wang Y., Mohanty S. D., 2017, *Phys. Rev. Lett.*, 118, 151104
- Wang Y., Mohanty S. D., Jenet F. A., 2014, *Astrophys. J.*, 795, 96
- Wang Y., Mohanty S. D., Jenet F. A., 2015, *Astrophys. J.*, 815, 125
- Wang Y., Mohanty S. D., Qian Y.-Q., 2017, *J. Phys. Conf. Ser.*, 840, 012058
- Webb J. K., Murphy M. T., Flambaum V. V., Dzuba V. A., Barrow J. D., Churchill C. W., Prochaska J. X., Wolfe A. M., 2001, *Phys. Rev. Lett.*, 87, 091301
- Webb J. K., King J. A., Murphy M. T., Flambaum V. V., Carswell R. F., Bainbridge M. B., 2011, *Phys. Rev. Lett.*, 107,

- 191101
- Wex N., 2014, preprint (arXiv:1402.5594)
- Wex N., Kopeikin S., 1999, *Astrophys. J.*, 514, 388
- White M., Hu W., 1997, *Astronomy and Astrophysics*, 321, 8
- Will C. M., 2014, *Living Rev. Rel.*, 17, 4
- Williams J. G., Turyshev S. G., Boggs D. H., 2004, *Phys. Rev. Lett.*, 93, 261101
- Wilson T. L., Rohlfs K., Hüttemeister S., 2013, *Tools of Radio Astronomy*. Springer-Verlag
- Wittor D., Vazza F., Brügger M., 2017, *Monthly Notices of the Royal Astronomical Society*, 464, 4448
- Wolz L., et al., 2017a, *Mon. Not. Roy. Astron. Soc.*, 464, 4938
- Wolz L., Blake C., Wyithe J. S. B., 2017b, *Monthly Notices of the Royal Astronomical Society*, 470, 3220
- Wouthuysen S. A., 1952, *The Astronomical Journal*, 57, 31
- Wright B. S., Winther H. A., Koyama K., 2017, *Journal of Cosmology and Astroparticle Physics*, 10, 054
- Wu X.-F., et al., 2016, *Astrophys. J.*, 822, L15
- Xia J.-Q., Cuoco A., Branchini E., Viel M., 2015, *Astrophys. J.*, 217, 15
- Yahya S., Bull P., Santos M. G., Silva M., Maartens R., Okouma P., Bassett B., 2015, *Mon. Not. Roy. Astron. Soc.*, 450, 2251
- Yatawatta S., et al., 2013, *Astronomy and Astrophysics*, 550, A136
- Yoo J., Hamaus N., Seljak U., Zaldarriaga M., 2012, *Physical Review D*, 86, 063514
- Young S., Byrnes C. T., 2015, *Physical Review D*, 91, 083521
- Young S., Regan D., Byrnes C. T., 2016, *Journal of Cosmology and Astroparticle Physics*, 2, 029
- Yu H.-R., Zhang T.-J., Pen U.-L., 2014, *Physical Review Letters*, 113, 041303
- Zahn O., Zaldarriaga M., 2006, *The Astrophysical Journal*, 653, 922
- Zhang F., Iorio L., 2017, *The Astrophysical Journal*, 834, 198
- Zhang F., Saha P., 2017, *The Astrophysical Journal*, 849, 33
- Zhang P., Liguori M., Bean R., Dodelson S., 2007, *Phys. Rev. Lett.*, 99, 141302
- Zhang F., Lu Y., Yu Q., 2014, *The Astrophysical Journal*, 784, 106
- Zhang F., Lu Y., Yu Q., 2015, *The Astrophysical Journal*, 809, 127
- Zhu X.-J., et al., 2015, *Mon. Not. Roy. Astron. Soc.*, 449, 1650
- Zhu W. W., et al., 2019, *Monthly Notices of the Royal Astronomical Society*, 482, 3249
- Zibin J. P., 2011, *Phys. Rev.*, D84, 123508
- Zuntz J., et al., 2015, *Astronomy and Computing*, 12, 45
- Zygelman B., 2005, *Astrophysical Journal*, 622, 1356
- de Cesare M., Sakellariadou M., 2017, *Phys. Lett.*, B764, 49
- de Cesare M., Lizzi F., Sakellariadou M., 2016, *Phys. Lett.*, B760, 498
- de Gasperin E., Ogorean G. A., van Weeren R. J., Dawson W. A., Brügger M., Bonafede A., Simionescu A., 2015, *Monthly Notices of the Royal Astronomical Society*, 448, 2197
- de Laix A. A., Scherrer R. J., Schaefer R. K., 1995, *Astrophys. J.*, 452, 495
- van Albada T. S., Bahcall J. N., Begeman K., Sancisi R., 1985, *The Astrophysical Journal*, 295, 305
- van Weeren R. J., et al., 2016, *The Astrophysical Journal*, 818, 204
- van Weeren R. J., et al., 2017, *Nature Astronomy*, 1, 0005

8 AFFILIATIONS

A. Weltman: Department of Mathematics & Applied Mathematics, University of Cape Town, 7701 Rondebosch, Cape Town, South Africa

P. Bull: Department of Astronomy, University of California Berkeley, Berkeley, CA 94720, USA

S. Camera: Dipartimento di Fisica, Università degli Studi di Torino, Via P. Giuria 1, 10125 Torino, Italy; INFN – Istituto Nazionale di Fisica Nucleare, Sezione di Torino, Via P. Giuria 1, 10125 Torino, Italy; INAF – Istituto Nazionale di Astrofisica, Osservatorio Astrofisico di Torino, Strada Osservatorio 20, 10025 Pino Torinese, Italy

K. Kelley: International Centre for Radio Astronomy Research (ICRAR), University of Western Australia, Ken and Julie Michael Building, 7 Fairway, Crawley, WA 6009, Australia

H. Padmanabhan: ETH Zurich, Wolfgang-Pauli-Strasse 27, CH 8093 Zurich, Switzerland; Canadian Institute for Theoretical Astrophysics, University of Toronto, 60 St George St, Toronto, ON M5S 3H8, Canada

J. Pritchard: Department of Physics, Imperial College London, Prince Consort Road, London SW7 2AZ, UK

A. Raccanelli: Institut de Ciències del Cosmos (ICCUB), Universitat de Barcelona (IEEC-UB), Martí Franquès 1, E08028 Barcelona, Spain

S. Riemer-Sørensen: Institute of Theoretical Astrophysics, University of Oslo, P.O. Box 1029 Blindern, N-0315 Oslo, Norway

L. Shao: Kavli Institute for Astronomy and Astrophysics, Peking University, Beijing 100871, China

S. Andrianomena: South African Radio Astronomy Observatory (SARAO), The Park, Park Road, Cape Town 7405, South Africa; Department of Physics & Astronomy, University of the Western Cape, Cape Town 7535, South Africa

E. Athanassoula: Aix Marseille Univ, CNRS, CNES, LAM, Marseille, France

D. Bacon: Institute of Cosmology & Gravitation, University of Portsmouth, Portsmouth PO1 3FX, United Kingdom

R. Barkana: Raymond and Beverly Sackler School of Physics and Astronomy, Tel Aviv University, Tel Aviv 69978, Israel

G. Bertone: GRAPPA, Institute of Physics, University of Amsterdam, Science Park 904, 1098 XH Amsterdam, Netherlands

C. Böhm: School of Physics, The University of Sydney, NSW

2006, Australia

C. Bonvin: Département de Physique Théorique and Center for Astroparticle Physics, Université de Genève, 1211 Genève 4, Switzerland

A. Bosma: Aix Marseille Univ, CNRS, CNES, LAM, Marseille, France

M. Brüggem: University of Hamburg, Gojenbergsweg 112, 21029 Hamburg, Germany

C. Burigana: INAF, Istituto di Radioastronomia, Via Piero Gobetti 101, I-40129 Bologna, Italy; Dipartimento di Fisica e Scienze della Terra, Università di Ferrara, Via Giuseppe Saragat 1, I-44122 Ferrara, Italy; Istituto Nazionale di Fisica Nucleare, Sezione di Bologna, Via Irnerio 46, I-40126 Bologna, Italy

E. Calore: GRAPPA, Institute of Physics, University of Amsterdam, Science Park 904, 1098 XH Amsterdam, Netherlands; LAPTh, CNRS, 9 Chemin de Bellevue, BP-110, Annecy-le-Vieux, 74941, Annecy Cedex, France

J. A. R. Cembranos: Departamento de Física Teórica I and UPARCOS, Universidad Complutense de Madrid, E-28040 Madrid, Spain

C. Clarkson: School of Physics & Astronomy, Queen Mary University of London, London E1 4NS, UK; Department of Mathematics & Applied Mathematics, University of Cape Town, 7701 Rondebosch, Cape Town, South Africa; Department of Physics & Astronomy, University of the Western Cape, Cape Town 7535, South Africa

R. M. T. Connors: Cahill Center for Astronomy and Astrophysics, California Institute of Technology, Pasadena, CA 91125, USA

Á. de la Cruz-Dombriz: Cosmology and Gravity Group and Mathematics and Applied Mathematics Department, University of Cape Town, 7701 Rondebosch, South Africa

P. K. S. Dunsby: University of Cape Town, 7701 Rondebosch, Cape Town, South Africa; South African Astronomical Observatory, Observatory 7925, Cape Town, South Africa

J. Fonseca: Dipartimento di Fisica e Astronomia “G. Galilei”, Università degli Studi di Padova, Via Marzolo 8, 35131 Padova, Italy

N. Fornengo: Dipartimento di Fisica, Università degli Studi di Torino, Via P. Giuria 1, 10125 Torino, Italy; INFN, Istituto Nazionale di Fisica Nucleare, Sezione di Torino, Via P. Giuria 1, 10125 Torino, Italy

D. Gaggero: GRAPPA, Institute of Physics, University of Amsterdam, Science Park 904, 1098 XH Amsterdam, Netherlands

I. Harrison: Jodrell Bank Centre for Astrophysics, The University of Manchester, Manchester M13 9PL, UK

J. Larena: Department of Mathematics & Applied Mathematics, University of Cape Town, 7701 Rondebosch, Cape Town, South Africa

Y.-Z. Ma: School of Chemistry and Physics, University of KwaZulu-Natal, Westville Campus, Private Bag X54001, Durban, 4000, South Africa; NAOC-UKZN Computational Astrophysics Centre (NUCAC), University of KwaZulu-Natal, Durban, 4000, South Africa; Purple Mountain Observatory, Chinese Academy of Sciences, Nanjing 210008, China

R. Maartens: Department of Physics & Astronomy, University of the Western Cape, Cape Town 7535, South Africa; Institute of Cosmology & Gravitation, University of Portsmouth, Portsmouth PO1 3FX, United Kingdom

M. Méndez-Isla: University of Cape Town, 7701 Rondebosch, Cape Town, South Africa

S. D. Mohanty: Department of Physics and Astronomy, The University of Texas Rio Grande Valley, One West University Blvd, Brownsville, TX 78520, USA

S. Murray: International Centre for Radio Astronomy Research (ICRAR), Curtin University, Bentley, WA 6102, Australia

D. Parkinson: School of Mathematics & Physics, University of Queensland, St Lucia, QLD 4072, Australia; Korea Astronomy and Space Science Institute, Daejeon 34055, Korea

A. Pourtsidou: School of Physics and Astronomy, Queen Mary University of London, London E1 4NS, UK; Institute of Cosmology and Gravitation, University of Portsmouth, PO1 3FX, UK

P. J. Quinn: International Centre for Radio Astronomy Research (ICRAR), University of Western Australia, Ken and Julie Michael Building, 7 Fairway, Crawley, WA 6009, Australia

M. Regis: Dipartimento di Fisica, Università degli Studi di Torino, Via P. Giuria 1, 10125 Torino, Italy; INFN, Istituto Nazionale di Fisica Nucleare, Sezione di Torino, Via P. Giuria 1, 10125 Torino, Italy

P. Saha: Department of Physics, University of Zurich, Winterthurerstrasse 190, 8057 Zurich, Switzerland; Institute for Computational Science, University of Zurich, Winterthurerstrasse 190, 8057 Zurich, Switzerland

M. Sahlén: Department of Physics and Astronomy, Uppsala University, SE-751 20, Uppsala, Sweden

M. Sakellariadou: Theoretical Particle Physics & Cosmology Group, Department of Physics, King's College London,

University of London, Strand, London WC2R 2LS, UK

J. Silk: Institut d'Astrophysique, UMR 7095 CNRS, Université Pierre et Marie Curie, 98bis Blvd Arago, 75014 Paris, France; AIM-Paris-Saclay, CEA/DSM/IRFU, CNRS, Univ Paris 7, F-91191, Gif-sur-Yvette, France; Department of Physics and Astronomy, The Johns Hopkins University, Homewood Campus, Baltimore MD 21218, USA; Beecroft Institute of Particle Astrophysics and Cosmology, Department of Physics, University of Oxford, Oxford OX1 3RH, UK

T. Trombetti: Dipartimento di Fisica e Scienze della Terra, Università di Ferrara, Via Giuseppe Saragat 1, I-44122 Ferrara, Italy; Istituto Nazionale di Fisica Nucleare, Sezione di Ferrara, Via Giuseppe Saragat 1, I-44122 Ferrara, Italy; Istituto Nazionale di Astrofisica, Istituto di Radioastronomia, Via Piero Gobetti 101, I-40129 Bologna, Italy

F. Vazza: Dipartimento di Fisica e Astronomia, Università di Bologna, Via Gobetti 93/2, 40122, Italy; Istituto Nazionale di Astrofisica, Istituto di Radioastronomia, Via Piero Gobetti 101, I-40129 Bologna, Italy; University of Hamburg, Gojenbergsweg 112, 21029 Hamburg, Germany

T. Venumadhav: Institute for Advanced Study, 1 Einstein Drive Princeton, NJ 08540, USA

F. Vidotto: University of the Basque Country UPV/EHU, Departamento de Física Teórica, Barrio Sarriena s/n, 48940 Leioa, Bizkaia, Spain

F. Villaescusa-Navarro: Center for Computational Astrophysics, Flatiron Institute, 162 5th Avenue, New York, NY, 10010, USA

Y. Wang: School of Physics, Huazhong University of Science and Technology, 1037 Luoyu Road, Wuhan, Hubei Province 430074, China

C. Weniger: GRAPPA, Institute of Physics, University of Amsterdam, Science Park 904, 1098 XH Amsterdam, Netherlands

L. Wolz: School of Physics, University of Melbourne, Parkville, 3010, Victoria, Australia

F. Zhang: School of Physics and Electronic Engineering, Guangzhou University, 510006 Guangzhou, China

B. M. Gaensler: Dunlap Institute for Astronomy and Astrophysics, 50 St. George Street, University of Toronto, ON M5S 3H4, Canada