



<b>Publication Year</b>	2018
<b>Acceptance in OA</b>	2020-10-02T08:00:33Z
<b>Title</b>	Light Curve and Spectral Evolution of Type IIb Supernovae
<b>Authors</b>	Gangopadhyay, Anjasha, Misra, Kuntal, PASTORELLO, Andrea, Sahu, Devendra Kumar, Singh, Mridweeka, Dastidar, raya, Anapuma, Gadiyara Chakrapani, Kumar, Brijesh, Pandey, Shashi Bhushan
<b>Publisher's version (DOI)</b>	10.25518/0037-9565.7781
<b>Handle</b>	<a href="http://hdl.handle.net/20.500.12386/27538">http://hdl.handle.net/20.500.12386/27538</a>
<b>Journal</b>	BULLETIN DE LA SOCIÉTÉ ROYALE DES SCIENCES DE LIÈGE
<b>Volume</b>	87

# Light Curve and Spectral Evolution of Type IIb Supernovae

Anjasha Gangopadhyay<sup>1,4\*</sup>, Kuntal Misra<sup>1</sup>, Andrea Pastorello<sup>2</sup>,  
Devendra Kumar Sahu<sup>3</sup>, Mridweeka Singh<sup>1,4</sup>, Raya Dastidar<sup>1</sup>,  
Gadiyara Chakrapani Anupama<sup>3</sup>, Brijesh Kumar<sup>1</sup>, Shashi Bhushan Pandey<sup>1</sup>

<sup>1</sup> Aryabhata Research Institute of observational sciences, Nainital, 263002, India

<sup>2</sup> INAF - Astronomical Observatory of Padova, Italy

<sup>3</sup> Indian Institute of Astrophysics, Bangalore, Karnataka, 560034, India

<sup>4</sup> Pt. Ravi Shankar Shukla University, Raipur, 492001, India

**Abstract:** Stripped-Envelope Supernovae constitute the sub-class of core-collapse supernovae that strip off their outer hydrogen envelope due to high stellar winds or due to interaction with a binary companion where mass transfer occurs as a result of Roche lobe overflow. We present here the photometric and spectroscopic analysis of a member of this class : SN 2015as classified as a type IIb supernova. Light curve features are similar to those of SN 2011fu while spectroscopic features are quite similar to those of SN 2008ax and SN 2011dh. Early epoch spectra have been modelled with SYN++ which indicates a photospheric velocity of 8500 km sec<sup>-1</sup> and temperature of 6500K. Spectroscopic lines show transitioning from H to He features confirming it to be a type IIb supernova. Prominent oxygen and calcium emission features are indicative of the asymmetry of the ejecta. We also estimate the signal to noise ratio of the 3.6m telescope data. This telescope is located at ARIES, Devasthal, Nainital at an altitude of 2450m. We also show the comparison plots of spectra taken with a 2m and 4m class telescopes to enlighten the importance of spectral features displayed by bigger diameter telescopes.

## 1 Introduction

Stripped envelope core-collapse supernovae (SE-SNe) constitute a composite group of supernovae (SNe) that result from death of massive stars having masses greater than  $8M_{\odot}$  and strip off their outer hydrogen and helium envelopes due to high stellar wind or interaction with a companion star in a binary system, where mass transfer occurs as a result of Roche lobe overflow (Podsiadlowski et al. 1992). By short stripped SNe (Clocchiatti & Wheeler 1997), we refer to the group of type IIb, Ib, Ic and broad lined Ic named as Ic-BL. Type IIb SNe provide a direct link between type II and I SNe in the way that they transition from H-rich to H-deficient SNe.

Light curves of type IIb SNe usually show an initial peak, then rapid decline and again rise to a secondary maximum. Initial peak is due to shock breakout and secondary peak is due to thermalisation of  $\gamma$  rays and decay of  $^{56}\text{Ni} \rightarrow ^{56}\text{Co} \rightarrow ^{56}\text{Fe}$  while some SNe may lack the primary peak. Spectra show transitions from H-rich to H-deficient features. Also, prominent doublets due to OI 6300, 6364 Å, Ca 7291, 7324 Å and singlet

---

\*anjasha@aries.res.in, anjashagangopadhyay@gmail.com

like Mg 4571 Å and triplet Ca NIR features could be seen in the nebular spectra. Type IIb SNe provide a direct link between type II and I SNe. However, we lack a clear knowledge regarding the connection between the SNe and their stellar progenitors. Some of the open questions in this field include : a. How stars get rid of their outer envelopes before exploding ? ; is it through strong winds, like eruptions in luminous blue variables, by mass transfer to a close binary companion or any other mechanism come into play ? (Langer 2012). Is there a distinct separation between type IIb and type Ib SNe or is there a continuity related by some layer of Hydrogen ? (Heger et al. 2003). Both theory and observations can help to predict the exact nature and hence to provide a more physically relevant subdivision of SE-SNe types.

## 2 OBSERVATIONS AND DATA REDUCTION

Prompt photometric follow-up of SN 2015as was carried out a few days after discovery using the 104-cm Sampurnanand Telescope (ST) (Sagar 1999), ARIES Nainital, 130-cm Devasthal Fast Optical Telescope (DFOT) (Sagar et al. 2012), ARIES Nainital, 182-cm Ekar Asiago Telescope, Italy and 200-cm Himalayan Chandra Telescope (HCT) (Prabhu & Anupama 2010), IAO, Hanle. The imaging observations were done in Johnson Cousins Bessell B, V, R, I filters and SDSS u, g, r, i, z filters. Photometric monitoring of SN 2015as started on 17 Nov, 2015 and continued upto 30 June, 2016. 24 epochs of medium resolution optical spectra of SN 2015as were obtained using the 182-cm Ekar Asiago telescope and 200-cm Himalayan Chandra Telescope from 17 Nov, 2016 to 23 June, 2016. Necessary pre-processing was done with standard tasks in IRAF whereas data were reduced using DAOPHOT.

## 3 RESULTS AND DISCUSSIONS

### 3.1 Photometric Features

Complete multi-band light curve evolution of SN 2015as is illustrated in Fig. 1. Also, the comparison plot of SN 2015as with other members of the sub-class is shown in Fig. 2. It can be seen that the early time light curve of SN 2015as matches quite well with SN 2011fu, but they are faster than all other members of the sub-class implying that there is less  $\gamma$  ray trapping and a very small amount of positrons being deposited in the SN ejecta. The decline in magnitude 15 days post maximum  $\Delta m_{15}$  in B and V bands are  $\Delta m_{15}(B) = 1.62 \pm 0.024$  and  $\Delta m_{15}(V) = 0.99 \pm 0.03$ .

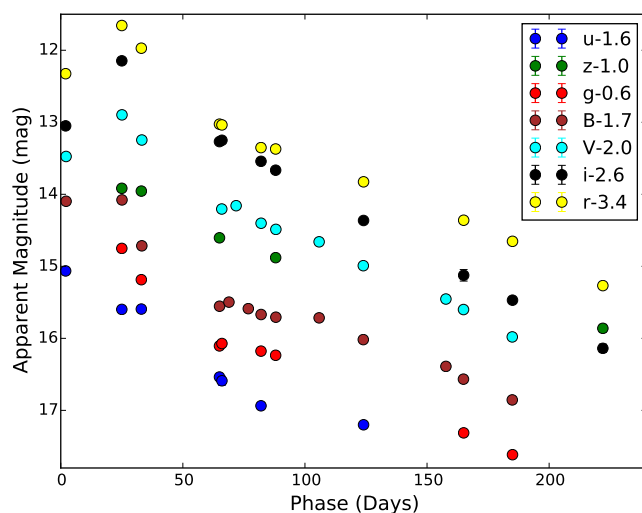


Figure 1: Multi-band light curve evolution of SN 2015as. Here phase refers to days since discovery.

The light curves indicate that even though B and V match well with other members of the sub-class, the R and I band light curves show a flattening similar to that of SN 2011fu. It could be inferred that the light

curves of SNe IIb decline faster than the normal decay rates of  $^{56}\text{Co} \rightarrow ^{56}\text{Fe}$  ( $0.0098 \text{ mag day}^{-1}$ ) indicating inefficient  $\gamma$  ray trapping by the SN ejecta. The absolute magnitude of SN 2015as in V-band is  $M_v = -16.89$  mag, assuming a distance to the host galaxy of 19.2 Mpc and  $E(B-V) = 0.008$  mag. It is important to note that SN 2015as lies in the fainter end of the group of stripped envelope supernovae.

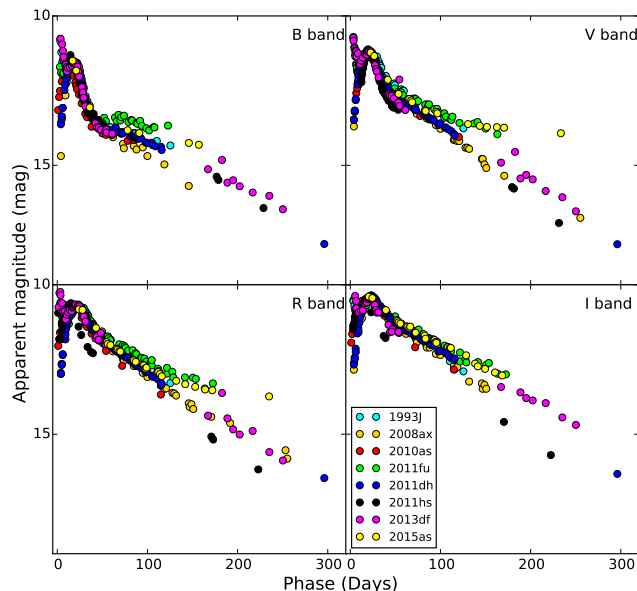


Figure 2: Comparison plot of SN 2015as with other members of the subclass. Here phase refers to days since discovery.

### 3.2 Spectroscopic Features

Fig. 3 shows the transition of spectroscopic features for SN 2015as. The 1st spectrum shows prominent Balmer lines while the 2nd spectrum shows prominent He features. The spectrum also marks the beginning of Ca NIR triplet, Ca H & K features have still not vanished. We also estimate the signal to noise ratio for the 3.6m telescope data which is tabulated in Table 1. The S/N ratio is estimated using the standard diameter, f number, dark current of the 3.6m telescope. Assuming a FWHM of 2 arcsec and exposure time of 300 sec, magnitudes are varied in the range 15-25 for the complete U to I band which indicate that supernovae beyond 20 mag are fairly detectable with the 3.6m telescope. Fig. 4 shows the comparison plot of spectra of SN 2015as taken with a 2m class telescope at an epoch of 120 days post discovery compared with SN 1993J taken with a 4m class telescope taken at a very closeby epoch. Both the supernova have magnitudes comparable at this epoch and the 4m spectra shows prominent Ti, Ba lines which are not visible in the 2m class spectra.

## 4 CONCLUSIONS

SN 2015as is a type IIb supernova which transitioned from type II to type I during the period of our observations. Light curve features are very similar to SN 2011fu, decay rates are also comparable to SN 2011fu while spectral features showed transitions from being a H rich to a He dominant supernova. Also, SN beyond 20 mag can be detected with a fairly good signal to noise ratio. Nebular phase spectra taken with comparable magnitudes show prominent lines of Ti and Ba in a 4m class telescope which is absent in the 2m class spectra. Thus, with 4m class telescopes, we can probe deeper into the ejecta and also possibly blended lines could easily be traced out through bigger diameter telescopes.

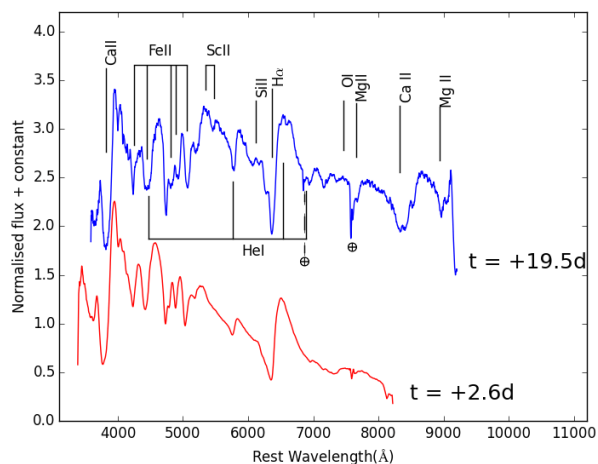


Figure 3: Comparison plot of the SN 2015as spectrum obtained with a 2m class telescope.

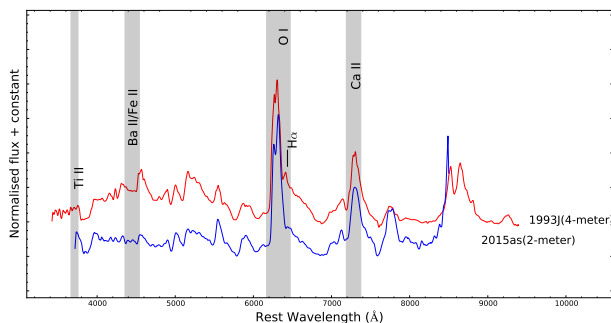


Figure 4: Comparison plot of the SN 1993J spectrum obtained with a 4m class telescope.

Table 1: Estimated Signal to Noise Ratio of the data to be obtained by the 3.6m telescope :

Mag	U	B	V	R	I
15.0	612.2	1751.9	1019.6	929.3	513.1
16.0	248.5	727.4	415.4	373.8	205.2
17.0	99.7	294.8	167.0	149.5	81.9
18.0	39.8	118.2	66.7	59.6	32.6
19.0	15.9	47.2	26.6	23.7	13.0
20.0	6.3	18.8	10.6	9.5	5.2
21.0	2.5	7.5	4.2	3.8	2.1
22.0	1.0	3.0	1.7	1.5	0.8
23.0	0.4	1.2	0.7	0.6	0.3
24.0	0.2	0.5	0.3	0.2	0.1
25.0	0.1	0.2	0.1	0.1	0.1

## **Acknowledgements**

One of the authors AG thanks Lina Tomasella for providing the data of 182cm Ekar Asiago Telescope, Italy. We thank the observing staff and observing assistants at 104cm ST and 130cm DFOT. We also thank the 201cm HCT staff for their support during observations of SN 2015as.

## **References**

- Podsiadlowski P., Joss P. C, Hsu J. J. 1992, ApJ, 391, 246  
Clocchiatti A., Wheeler J. C. 1997, ApJ, 491, 357C  
Langer N. 2012, ARA&A, 50, 107  
Heger A., Fryer C. L., Woosley S. E. et al. 2003, ApJ, 591, 288  
Sagar R. 1999, Current Science, 77, 643 Prabhu T. P., Anupama G. C., 2010, in Astronomical Society of India Conference Series  
Sagar R., Kumar B., Omar A., Pandey A. K. 2012, in Ground-based and Airborne Telescopes IV. p. 84441T (arXiv:1304.2474), doi:10.1117/12.925634