



<b>Publication Year</b>	2015
<b>Acceptance in OA</b>	2020-03-17T16:44:38Z
<b>Title</b>	Signature of the presence of a third body orbiting around XB 1916-053
<b>Authors</b>	Iaria, R., Di Salvo, T., Gambino, A. F., DEL SANTO, MELANIA, ROMANO, Patrizia, Matranga, M., Galiano, C. G., Scarano, F., Riggio, A., Sanna, A., Pintore, Fabio, Burderi, L.
<b>Publisher's version (DOI)</b>	10.1051/0004-6361/201526500
<b>Handle</b>	<a href="http://hdl.handle.net/20.500.12386/23337">http://hdl.handle.net/20.500.12386/23337</a>
<b>Journal</b>	ASTRONOMY & ASTROPHYSICS
<b>Volume</b>	582

# Signature of the presence of a third body orbiting around XB 1916-053<sup>★</sup>

R. Iaria<sup>1</sup>, T. Di Salvo<sup>1</sup>, A. F. Gambino<sup>1</sup>, M. Del Santo<sup>2</sup>, P. Romano<sup>2</sup>, M. Matranga<sup>1</sup>, C. G. Galiano<sup>1</sup>, F. Scarano<sup>3</sup>,  
A. Riggio<sup>3</sup>, A. Sanna<sup>3</sup>, F. Pintore<sup>3</sup>, and L. Burderi<sup>3</sup>

<sup>1</sup> Dipartimento di Fisica e Chimica, Università di Palermo, via Archirafi 36 – 90123 Palermo, Italy  
e-mail: rosario.iaria@unipa.it

<sup>2</sup> Istituto Nazionale di Astrofisica, IASF Palermo, via U. La Malfa 153, 90146 Palermo, Italy

<sup>3</sup> Dipartimento di Fisica, Università degli Studi di Cagliari, SP Monserrato-Sestu, KM 0.7, 09042 Monserrato, Italy

Received 8 May 2015 / Accepted 15 July 2015

## ABSTRACT

**Context.** The ultra-compact dipping source XB 1916-053 has an orbital period of close to 50 min and a companion star with a very low mass (less than  $0.1 M_{\odot}$ ). The orbital period derivative of the source was estimated to be  $1.5(3) \times 10^{-11}$  s/s through analysing the delays associated with the dip arrival times obtained from observations spanning 25 years, from 1978 to 2002.

**Aims.** The known orbital period derivative is extremely large and can be explained by invoking an extreme, non-conservative mass transfer rate that is not easily justifiable. We extended the analysed data from 1978 to 2014, by spanning 37 years, to verify whether a larger sample of data can be fitted with a quadratic term or a different scenario has to be considered.

**Methods.** We obtained 27 delays associated with the dip arrival times from data covering 37 years and used different models to fit the time delays with respect to a constant period model.

**Results.** We find that the quadratic form alone does not fit the data. The data are well fitted using a sinusoidal term plus a quadratic function or, alternatively, with a series of sinusoidal terms that can be associated with a modulation of the dip arrival times due to the presence of a third body that has an elliptical orbit. We infer that for a conservative mass transfer scenario the modulation of the delays can be explained by invoking the presence of a third body with mass between  $0.10$ – $0.14 M_{\odot}$ , orbital period around the X-ray binary system of close to 51 yr and an eccentricity of  $0.28 \pm 0.15$ . In a non-conservative mass transfer scenario we estimate that the fraction of matter yielded by the degenerate companion star and accreted onto the neutron star is  $\beta = 0.08$ , the neutron star mass is  $\geq 2.2 M_{\odot}$ , and the companion star mass is  $0.028 M_{\odot}$ . In this case, we explain the sinusoidal modulation of the delays by invoking the presence of a third body with orbital period of 26 yr and mass of  $0.055 M_{\odot}$ .

**Conclusions.** From the analysis of the delays associated with the dip arrival times, we find that both in a conservative and non-conservative mass transfer scenario we have to invoke the presence of a third body to explain the observed sinusoidal modulation. We propose that XB 1916-053 forms a hierarchical triple system.

**Key words.** stars: neutron – stars: individual: XB 1916-053 – X-rays: binaries – X-rays: stars – ephemerides

## 1. Introduction

The X-ray source XB 1916-053 is a low-mass X-ray binary (LMXB) showing dips and type-I X-ray bursts in its light curves. Using OSO 8 data, Becker et al. (1977) observed type-I X-ray bursts, implying that the compact source in XB 1916-053 is a neutron star. Assuming that the peak luminosity of the X-ray bursts in XB 1916-053 is at the Eddington limit, Smale et al. (1988) derived a distance to the source of 8.4 kpc or 10.8 kpc, respectively, depending on whether the accreting matter has cosmic abundances or is extremely hydrogen-deficient. Yoshida (1993) inferred a distance to the source of 9.3 kpc studying the photospheric radius expansion of the X-ray bursts in XB 1916-053 (see also Barret et al. 1996). XB 1916-053 was the first LMXB in which periodic absorption dips were detected (Walter et al. 1982; White & Swank 1982). These dips represent a decrease in the count rate in the light curve caused by periodic absorption of the X-ray emission produced in the inner region of the system. The photoelectric absorption occurs in a bulge at the outer radius of the accretion disc where the matter streaming from a companion star impacts.

Accurate analysis of data sets from many X-ray satellites in the last 30 years have found different values for the X-ray period: Walter et al. (1982) found a period close to 2985 s, using *Einstein* data; White & Swank (1982) estimated a period of  $3003.6 \pm 1.8$  s for the strongest dips, while Smale et al. (1989), analysing *Ginga* data, derived a period of  $3005.0 \pm 6.6$  s. Church et al. (1997), analysing *ASCA* data, found an orbital period of  $3005 \pm 10$  s. The X-ray light curve of XB 1916-053 also shows secondary dips occurring approximately half a cycle away from the primary dips with a certain variability in phase (see Grindlay 1989). No eclipses were found; this constrains the orbital inclination of the system between  $60^{\circ}$  and  $80^{\circ}$ .

The optical counterpart of XB1916-053 was discovered by Grindlay et al. (1987), a star with a *V* magnitude of 21 already noted by Walter et al. (1982). Using thermonuclear flash models of X-ray bursts, Swank et al. (1984) argued that the companion star is not hydrogen exhausted and suggested a companion star mass of  $0.1 M_{\odot}$ . Furthermore, Paczynski & Sienkiewicz (1981) showed that X-ray binary systems with orbital periods shorter than 81 min cannot contain hydrogen-rich secondary stars.

A modulation in the optical light curve with a period of  $3027.4 \pm 0.4$  s was discovered by Grindlay et al. (1988).

<sup>★</sup> Table 1 is available in electronic form at <http://www.aanda.org>

The 1% discrepancy between the optical and X-ray period of XB 1916-053 was explained by Grindlay et al. (1988) invoking the presence of a third body with a period of 2.5 d and a retrograde orbit that influences the matter streaming from the companion star. The same authors also suggested the alternative scenario in which the disc bulge precesses around the disc with a prograde period equivalent to the beat period between the optical and X-ray period. White (1989) suggested the possibility that a precessing elliptical disc exists in XB 1916-053, and that the variation in the projected area of this disc causes optical modulation. Callanan et al. (1995) showed the stability of the optical period over seven years. Chou et al. (2001), analysing Rossi X-ray Timing Explorer (RXTE) data taken in 1996, found several periodicities including one at  $3026.23 \pm 3.23$  s, which was similar to the optical modulation at 3027 s. The centroid of these peaks in the periodogram associated with the 3000 s period implies that there is a modulation with a fundamental period close to 3.9 d, as already noticed by Grindlay (1992) also in the optical band. The period of 3.9 d is interpreted as the beat period between the optical and X-ray periods. Furthermore, Chou et al. (2001), folding the RXTE light curves at the 3.9 d period, found changes in the dip shape following this modulation. Those authors also indicated that the dip-phase change, with a sinusoidal period of  $6.5 \pm 1.1$  d from Ginga 1990 September observations (Yoshida 1993; Yoshida et al. 1995), may be associated with the subharmonic of the 3.9 d period. Retter et al. (2002) detected a further independent X-ray period at 2979 s in the RXTE light curves of XB 1916-053, which was mistakenly identified by Chou et al. (2001) with a 3.9 d sideband of the 3000 s period. Retter et al. (2002) suggested that the period at 2979 s could be explained as a negative super-hump assuming the 3000 s period is the orbital period with a corresponding beat period of 4.8 d. The same authors suggested that the 3.9 and 4.8 d periods could be the apsidal and nodal precession of the accretion disc, respectively.

Finally, the source also showed a long-term  $198.6 \pm 1.72$  d periodicity in X-rays (Priedhorsky & Terrell 1984), which has not been confirmed by further observations (see Retter et al. 2002). To date the spin period of the neutron star in XB 1916-053 is not known. Galloway et al. (2001), analysing a Type-I X-ray burst, discovered a highly coherent oscillation drifting from 269.4 Hz up to 272 Hz. Interpreting the asymptotic frequency of the oscillation in terms of a decoupled surface burning layer, the neutron star could have a spin period around 3.7 ms.

Hu et al. (2008) inferred that  $\dot{P}_{\text{orb}}/P_{\text{orb}} = (1.62 \pm 0.34) \times 10^{-7} \text{ yr}^{-1}$  by analysing archival X-ray data from 1978 to 2002 and adopting a quadratic ephemeris to fit the dip arrival times. In this work, we update the previously determined ephemeris using data from 1978 to 2014. We show that the quadratic ephemeris does not fit the dip arrival times and find that a sinusoidal component is necessary to fit the delays. We suggest the presence of a third body that influences the orbit of the X-ray binary system XB 1916-053.

## 2. Observations and data reduction

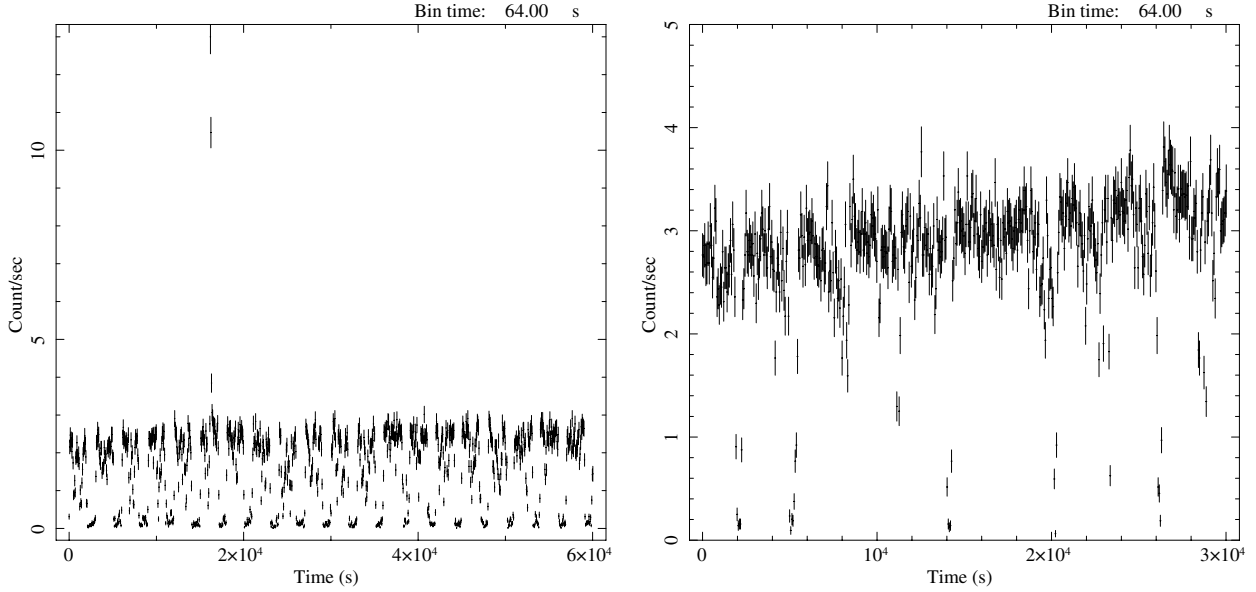
We used all the available X-ray archival data of XB 1916-053 to study the long-term change of its orbital period. The last ephemeris of the source was reported by Hu et al. (2008) who used archival data from 1978 to 2002. We analysed more than 37 years of observational data from 1978 to 2014. The data have been obtained from the HEASARC (NASA's High Energy Astrophysics Science Archive Research Center) website and have been reduced using the standard procedures. In particular, we reanalysed the data used by Hu et al. (2008),

collected from 1998 to 2002, and added new data spanning up to 2014 (see Table 1). We obtained 27 points from all the analysed observations. The data collected by RXTE, Ginga, EXOSAT, Einstein, and OSO-8 were downloaded from HEASARC in light-curve format. We used the standard-1 RXTE/PCA background-subtracted light curves, which include all the energy channels and have a time resolution of 0.125 s. All the pointing observations were used except for P70034-02-01-01, P70034-02-01-00, and P93447-01-01-00 due to the absence of dips in the corresponding light curves. The EXOSAT/ME light curves cover the energy range between 1 and 8 keV and have a time bin of 16 s. The Ginga/LAC light curves cover the 2–17 keV energy band. We only used the data from the top layer and the light curves binned at 16 s. We downloaded the ROSAT/PSPC events, and extracted the corresponding light curve using the FTOOLS `xselect`. The Medium Energy Concentrator Spectrometer (MECS) onboard the *BeppoSAX* satellite observed XB 1916-053 two times, in 1997 Apr. 27–28 and 2001 Oct. 01–02. Using `xselect`, we extracted the source light curves from a circular region centred on the source and with a radius of 4', no energy filter was applied to the data. The *BeppoSAX*/MECS light curves were obtained using a bin time of 2 s. ASCA observed XB 1916-053 in 1993 May 02–03; we used the events collected by the GIS3 working in medium bit rate to extract the corresponding light curve. The OSO-8 light curve was obtained using the combined observation of the B and C detectors of the GSFC Cosmic X-ray Spectroscopy experiment (GCXSE). The light curve covers the 2–60 keV energy range. The Einstein light curve was obtained from events collected by the Image Proportional Counter (IPC) in the 0.2–3.5 keV energy range.

We applied barycentre corrections to the whole data set adopting the source position of XB 1916-053 shown by Iaria et al. (2006). For the RXTE/PCA light curves we used the `ftools faxbary`. The barycentre corrections for the ASCA and ROSAT data were obtained using the `ftool timeconv` and the `ftool bct+abc`, respectively. All the other data sets were corrected using the `ftool earth2sun`. Finally, we excluded the time intervals containing X-ray bursts from each analysed light curve.

The *Chandra* satellite observed XB 1916-053 three times. The first time was on 2004 Aug. 07 from 2:34:45 to 16:14:53 UT (obsid 4584). The observation had a total integration time of 50 ks and was performed in timed graded mode. The spectroscopic analysis of this data set was discussed by Iaria et al. (2006). We reprocessed the data and applied the barycentre corrections to the event-2 file using the *Chandra* Interactive Analysis of Observations (CIAO) tool `axbary`. In addition, we extracted the summed first-order medium energy grating (MEG) and high energy grating (HEG) light curves filtered in the 0.5–10 keV energy range using the CIAO tool `dmextract`. The last two *Chandra* observations of XB 1916-053 (obsid 15271 and 15657) were performed between 2013 June 15 13:56 and June 18 5:13 UT and have exposure times of 60 and 30 ks, respectively. We reprocessed the data and applied the barycentre corrections to the event-2 file using `axbary`. Moreover, we extracted the first-order low energy grating (LEG) light curve in the 0.5–5 keV energy range using `dmextract`. We show the *Chandra*/LEG light curve in Fig. 1. Very intense dipping activity is present during the two observations. A type-I burst occurred during the obsid. 15271.

The X-ray Multi-Mirror Mission-*Newton* (*XMM-Newton*) observed XB 1916-053 on 2002 Sep. 25 from 3:55 to 8:31 UT and the European Photon Imaging Camera (EPIC-pn) collected data, in timing mode, over ~17 ks of exposure. An extensive

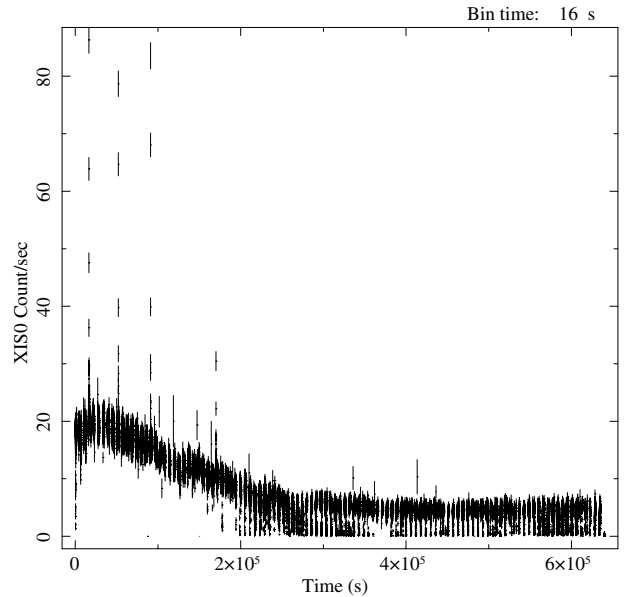


**Fig. 1.** *Chandra*/LEG light curves of XB 1916-053 during the two observations performed in 2013, i.e. obsid. 15271 (left) and 15657 (right). The bin time is 64 s. A type-I X-ray burst that occurred during the obsid. 15271.

study of this observation was performed by [Boirin et al. \(2004\)](#). We reprocessed the data, extracted the 0.5–10 keV light curve, and applied barycentre corrections to the times of the EPIC-pn events with the Science Analysis Software (SAS) tool *barycen*.

*Suzaku* observed XB 1916-053 twice, the first time on 2006 Nov. 8 (obsid. 401095010) and the second time from 2014 Oct. 14 to 22 (obsid. 409032010 and 409032020). The first observation has already been analysed by [Zhang et al. \(2014\)](#), while a study of the second observation has not been published yet. For both observations, we extracted the X-ray Imaging Spectrometer 0 (XIS0) events from a circular region centred on the source and with a radius of 130''. We applied the barycentre corrections to the events with the *Suzaku* tool *aebarycen*. We do not show the light curve of the first *Suzaku* observation since it was already shown by [Zhang et al. \(2014, Fig. 1 in their paper\)](#), however, we show in Fig. 2 the XIS0 light curve of the observation performed in 2014 Oct. The light curve indicates that a bursting activity is present in the first 200 ks of the observation and the persistent count rate decreases from 20 to 10 counts s<sup>-1</sup>. In the second part of the observation, the persistent count rate is quite constant at 7 counts s<sup>-1</sup> and an intense dipping activity is present. For the aim of this work, we selected and used the events from 250 ks to the end of the observation.

*Swift*/XRT data were obtained as target of opportunity observations performed on 2014 Jul. 15 from 07:55:53 to 22:27:58 UT (ObsID 00033336001) for a total on-source exposure of ~6.3 ks and on 2014 Jul. 21 from 07:32:00 to 16:11:5 UT (ObsID 00033336002) for a total on-source exposure of ~9.0 ks. The count rate in the first observation reaches 15 counts s<sup>-1</sup>, with a mean at about 10 counts s<sup>-1</sup>, due to the dips seen down to 2 counts s<sup>-1</sup>; the second observation shows no dips and has a mean count rate of 7 counts s<sup>-1</sup>. Since the data from ObsID 00033336002 do not show dips we only used the first observation in our analysis. The XRT data were processed with standard procedures (*xrtpipeline* v0.13.1), and with standard filtering and screening criteria with FTTOOLS (v6.16). Source events (selected in grades 0–2) were accumulated within a circular region with a radius of 20 pixels (1 pixel ~2.36''). For our timing analysis, we also converted the event arrival times to the solar system barycentre with *barycorr*.



**Fig. 2.** *Suzaku*/XIS0 light curve of XB 1916-053 during the long observation on 2014 Oct.

We selected a public data set of *INTERNATIONAL Gamma-Ray Astrophysics Laboratory* (INTEGRAL [Winkler et al. 2003](#)) observations performed in staring mode on XB 1916-053. Then, we analysed the data collected by the X-ray telescope JEM-X2 ([Lund et al. 2003](#)). A total amount of 87 pointings (the total observation elapsed time is ~310 ks) covered the INTEGRAL revolutions 131, 133, and 134, which were carried out on 2003 November 9–20. We performed the JEM-X2 data analysis using standard procedures within the Offline Science Analysis software (OSA10.0) distributed by the ISDC ([Courvoisier et al. 2003](#)). We extracted the light curves with a 16 s bin-size in the energy range 3–10 keV, and after that we applied the barycentre corrections to the events using the tool *barycent*.

**Table 2.** Best-fit parameters obtained fitting the dips in the folded light curves.

Point	Phase interval	$C_1$ count s <sup>-1</sup>	$C_2$ count s <sup>-1</sup>	$C_3$ count s <sup>-1</sup>	$\phi_1$	$\phi_2$	$\phi_3$	$\phi_4$	$\chi^2_{\text{red}}$ (d.o.f.)
1	0.7–1.7	7.23 ± 0.06	6.01 ± 0.09	7.59 ± 0.06	1.086 ± 0.012	1.113 ± 0.012	1.290 ± 0.016	1.388 ± 0.015	1.64(193)
2	0.7–1.7	5.74 ± 0.06	2.94 ± 0.13	5.75 ± 0.11	1.133 ± 0.004	1.170 ± 0.004	1.217 ± 0.005	1.263 ± 0.006	1.44(152)
3	0.1–1	11.24 ± 0.08	8.48 ± 0.12	11.14 ± 0.09	0.416 ± 0.006	0.450 ± 0.005	0.574 ± 0.006	0.603 ± 0.008	1.90(194)
4	0.8–1.8	23.02 ± 0.12	13.7 ± 0.4	23.73 ± 0.11	1.203 ± 0.003	1.239 ± 0.004	1.277 ± 0.003	1.321 ± 0.003	1.91(194)
5	0.095–0.8	14.6 ± 0.4	8.9 ± 0.3	17.7 ± 0.3	0.251 ± 0.015	0.329 ± 0.015	0.500 ± 0.008	0.576 ± 0.008	4.70(114)
6	0.1–0.8	25.6 ± 0.2	20.3 ± 0.4	27.1 ± 0.2	0.454 ± 0.007	0.487 ± 0.008	0.561 ± 0.007	0.605 ± 0.007	3.03(133)
7	0.5–1.1	72.9 ± 1.1	42.8 ± 1.0	75.6 ± 1.0	0.658 ± 0.004	0.680 ± 0.004	0.840 ± 0.009	0.940 ± 0.010	16.9(84)
8	0.5–1.2	107.1 ± 1.0	60.6 ± 1.3	106.3 ± 0.8	0.657 ± 0.007	0.805 ± 0.008	0.903 ± 0.004	0.954 ± 0.005	47.8(138)
9	0–1	6.05 ± 0.07	1.60 ± 0.06	6.15 ± 0.07	0.340 ± 0.008	0.535 ± 0.006	0.640 ± 0.004	0.752 ± 0.005	4.77(294)
10	0.6–1.4	9.3 ± 0.3	0.85 ± 0.05	9.3 ± 0.3	0.765 ± 0.004	0.809 ± 0.002	1.022 ± 0.003	1.100 ± 0.006	12.08(234)
11	0–1	41.00 ± 0.11	31.35 ± 0.11	45.06 ± 0.08	0.207 ± 0.004	0.323 ± 0.004	0.499 ± 0.002	0.611 ± 0.003	12.61(506)
12	0.1–1.1	36.60 ± 0.10	21.69 ± 0.13	37.45 ± 0.11	0.443 ± 0.003	0.569 ± 0.003	0.710 ± 0.002	0.808 ± 0.002	11.33(505)
13	0.95–1.95	0.986 ± 0.013	0.035 ± 0.003	0.982 ± 0.014	1.238 ± 0.004	1.340 ± 0.002	1.537 ± 0.002	1.647 ± 0.005	2.14(249)
14	0.24–0.75	27.6 ± 0.2	14.55 ± 0.10	27.7 ± 0.2	0.313 ± 0.003	0.433 ± 0.002	0.582 ± 0.002	0.705 ± 0.003	11.10(255)
15	0.15–1	36.51 ± 0.10	25.3 ± 0.2	38.31 ± 0.08	0.381 ± 0.004	0.566 ± 0.005	0.598 ± 0.003	0.738 ± 0.003	10.43(420)
16	0.35–0.9	25.4 ± 0.2	17.52 ± 0.10	26.9 ± 0.2	0.419 ± 0.004	0.489 ± 0.004	0.697 ± 0.003	0.763 ± 0.003	1.90(274)
17	0.9–1.9	1.030 ± 0.009	0.31 ± 0.02	1.016 ± 0.007	1.045 ± 0.004	1.160 ± 0.004	1.178 ± 0.004	1.272 ± 0.004	1.11(249)
18	0–1	23.75 ± 0.14	11.4 ± 0.3	24.40 ± 0.13	1.092 ± 0.002	1.113 ± 0.002	1.168 ± 0.005	1.281 ± 0.005	1.57(505)
19	0.6–1.6	28.8 ± 0.2	20.1 ± 0.2	29.8 ± 0.2	0.953 ± 0.004	0.985 ± 0.004	1.171 ± 0.006	1.249 ± 0.006	3.06(505)
20	0.1–1.1	69.9 ± 0.5	30.4 ± 0.5	72.4 ± 0.5	0.406 ± 0.004	0.506 ± 0.003	0.671 ± 0.003	0.730 ± 0.003	17.84(505)
21	0.2–1.2	0.0284 ± 0.0002	0.0256 ± 0.0004	0.0284 ± 0.0002	0.57 ± 0.02	0.63 ± 0.02	0.708 ± 0.014	0.733 ± 0.011	0.766(144)
22	0.3–1.3	9.92 ± 0.03	8.5 ± 0.2	10.04 ± 0.03	0.796 ± 0.005	0.835 ± 0.007	0.844 ± 0.013	0.923 ± 0.007	1.71(144)
23	0.9–1.9	15.10 ± 0.05	11.4 (fixed)	15.61 ± 0.05	1.263 ± 0.006	1.38 (fixed)	1.38 (fixed)	1.521 ± 0.006	2.41(505)
24	0.9–1.9	30.18 ± 0.13	23.1 ± 0.3	20.49 ± 0.15	1.322 ± 0.003	1.344 ± 0.003	1.499 ± 0.002	1.451 ± 0.002	1.22(505)
25	0.09–0.65	2.52 ± 0.03	0.759 ± 0.010	2.69 ± 0.04	0.194 ± 0.003	0.314 ± 0.002	0.525 ± 0.002	0.598 ± 0.003	2.39(567)
26	0.6–1.6	12.61 ± 0.11	4.4 ± 0.6	12.5 ± 0.2	1.025 ± 0.010	1.27 ± 0.02	1.295 ± 0.004	1.307 ± 0.004	4.08(171)
27	0.84–1.6	5.08 ± 0.04	1.607 ± 0.015	5.18 ± 0.02	0.909 ± 0.003	1.089 ± 0.002	1.2080 ± 0.0011	1.2904 ± 0.0014	3.29(382)

### 3. Data analysis

We analysed 27 light curves and folded the barycentric-corrected light curves using a trial time of reference and orbital period,  $T_{\text{fold}}$  and  $P_0$ , respectively. For each light curve, the value of  $T_{\text{fold}}$  is defined as the average value between the corresponding start and stop time. We fitted the dips with a simple model consisting of a step-and-ramp function, where the count rates before, during, and after the dip are constant and the intensity changes linearly during the dip transitions. This model involves seven parameters: the count rate before, during, and after the dip, called  $C_1$ ,  $C_2$ , and  $C_3$ , respectively; the phases of the start and stop time of the ingress ( $\phi_1$  and  $\phi_2$ ), and, finally, the phases of the start and stop time of the egress ( $\phi_3$  and  $\phi_4$ ). The phase corresponding to the dip arrival time  $\phi_{\text{dip}}$  is estimated as  $\phi_{\text{dip}} = (\phi_4 + \phi_1)/2$ . The corresponding dip arrival time is given by  $t_{\text{dip}} = T_{\text{fold}} + \phi_{\text{dip}}P_0$ . To be more conservative, we scaled the error associated with  $\phi_{\text{dip}}$  by the factor  $\sqrt{\chi^2_{\text{red}}}$  to take a value of  $\chi^2_{\text{red}}$  of the best-fit model larger than 1 into account. To obtain the delays with respect to a constant period reference, we used the values of the period  $P_0 = 3000.6511$  s and reference epoch  $T_0 = 50\,123.00873$  MJD reported in [Hu et al. \(2008\)](#). We show the values of  $T_{\text{fold}}$  in Table 1. The best-fit parameters of the step-and-ramp function and the corresponding  $\chi^2_{\text{red}}$  are shown in Table 2. The inferred delays, in units of seconds, of the dip arrival times with respect to a constant orbital period are reported in Table 3. For each point we computed the corresponding cycle and the dip arrival time in days with respect to the adopted  $T_0$ . We show the delays vs. time in Fig. 3 (left panel).

Initially we fitted the delays with a quadratic function

$$y(t) = a + bt + ct^2,$$

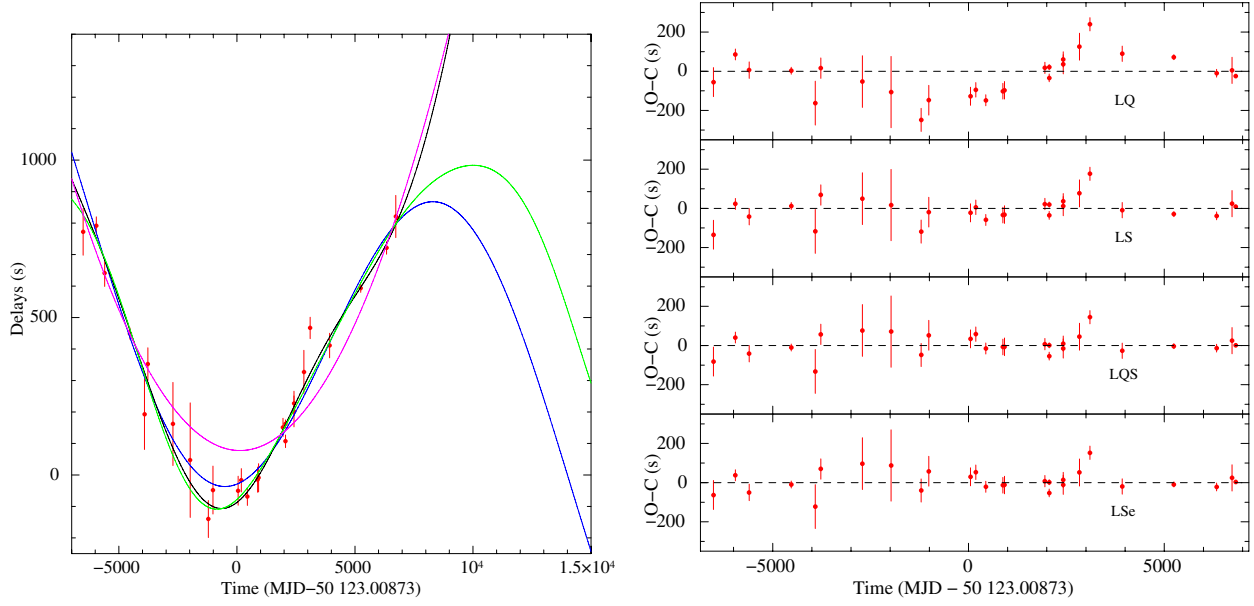
where  $t$  is the time in days with respect to  $T_0$ ,  $a = \Delta T_0$  is the correction to  $T_0$  in units of seconds,  $b = \Delta P/P_0$  in units of s d<sup>-1</sup> with  $\Delta P$  the correction to the orbital period, and finally,  $c = 1/2 \dot{P}/P_0$  in units of s d<sup>-2</sup>, with  $\dot{P}$ , that is the orbital period derivative. The quadratic form does not fit the data, we obtained  $\chi^2$  (d.o.f.) of 194.6(24). Here, and in the following, we

**Table 3.** Journal of the X-ray dip arrival times of XB 1916-053.

Point	Dip time (MJD; TDB)	Cycle	Delay (s)
1	43 609.4168(12)	−187 551	772 ± 74
2	44 168.2535(5)	−171 460	792 ± 28
3	44 523.2941(5)	−161 237	641 ± 42
4	45 594.7744(3)	−130 385	449 ± 18
5	46 209.6271(13)	−112 681	193 ± 112
6	46 351.7778(9)	−108 588	352 ± 52
7	47 414.193(2)	−77 997	162 ± 132
8	48 146.539(3)	−56 910	47 ± 182
9	48 913.6127(10)	−34 823	−140 ± 59
10	49 109.1148(12)	−29 165	−48 ± 76
11	50 174.7555(5)	1 490	−50 ± 46
12	50 310.6187(4)	5 402	−17 ± 37
13	50 566.3680(4)	12 766	−69 ± 39
14	51 001.3241(5)	25 290	−15 ± 40
15	51 043.7292(5)	26 511	−9 ± 45
16	52 074.0935(3)	56 179	151 ± 29
17	52 183.7349(3)	59 336	107 ± 28
18	52 183.7008(2)	59 335	162 ± 19
19	52 542.2168(4)	69 658	227 ± 39
20	52 542.2860(11)	69 660	202 ± 98
21	52 957.9679(8)	81 629	327 ± 69
22	53 224.6246(4)	89 307	467 ± 34
23	54 048.3791(5)	113 026	411 ± 39
24	55 367.45218(15)	151 007	593 ± 13
25	56 459.9129(3)	182 463	721 ± 20
26	56 853.6454(8)	193 800	821 ± 67
27	56 949.84670(10)	196 570	814 ± 8

**Notes.** Epoch of reference 50 123.00873 MJD, orbital period 3000.6511 s.

scaled the uncertainties in the parameters by a factor  $\sqrt{\chi^2_{\text{red}}}$  to take a value of  $\chi^2_{\text{red}}$  of the best-fit model larger than 1 into account. The best-fit parameters are shown in the second column of



**Fig. 3.** *Left panel:* dips's arrival time delays versus time. The magenta, blue, black, and green curves are the best-fit curves obtained using the linear+quadratic (LQ), linear+sinusoidal (LS), linear+quadratic+sinusoidal (LQS), and linear+sinusoidal function taking into account a possible eccentricity (LSe), respectively. *Right panel:* observed minus calculated delays in units of seconds. The residuals, *from the top to the bottom*, correspond to the LQC, LS, LQS, and LSe function, respectively.

**Table 4.** The corresponding quadratic ephemeris (hereafter LQ ephemeris) is

$$T_{\text{dip}}(N) = \text{MJD(TDB)} 50\,123.0096(3) + \frac{3000.65094(14)}{86\,400}N + 2.37(12) \times 10^{-13}N^2, \quad (1)$$

where  $N$  is the number of cycles,  $50\,123.0096(3)$  MJD is the new Epoch of reference, the revised orbital period is  $P = 3000.65094(14)$  s, and the orbital period derivative obtained from the quadratic term is  $\dot{P} = 1.36(7) \times 10^{-11}$  s/s. The obtained quadratic ephemeris is compatible with that reported by [Hu et al. \(2008\)](#). We show the best-fit curve in Fig. 3 (left panel) and the corresponding residuals in units of seconds in Fig. 3 (right panel, upper plot).

As we obtained a large value of the  $\chi^2$ , we fitted the delays vs. time adding a cubic term to the previous parabolic function, i.e.

$$y(t) = a + bt + ct^2 + dt^3,$$

where  $a$ ,  $b$  and  $c$  are above defined whilst the cubic term,  $d$ , is defined as  $\dot{P}/(6P_0)$ , and  $\dot{P}$  indicates the temporal derivative of the orbital period derivative. Fitting with a cubic function, we obtained a  $\chi^2$ (d.o.f.) of 92.4(23) with a  $\Delta\chi^2$  of 101.2 and an F-test probability of chance improvement of  $4.2 \times 10^{-5}$  with respect to the quadratic form. The best-fit values are shown in the third column of Table 4. The corresponding ephemeris (hereafter LQC ephemeris) is

$$T_{\text{dip}}(N) = \text{MJD(TDB)} 50\,123.00870^{+0.00005}_{-0.00026} + \frac{3000.65239(3)}{86\,400}N + 2.97(12) \times 10^{-13}N^2 - 2.2(4) \times 10^{-22}N^3; \quad (2)$$

in this case we find an orbital period derivative of  $1.71(7) \times 10^{-11}$  s/s and its derivative is  $\dot{\dot{P}} = -3.8(0.7) \times 10^{-20}$  s/s<sup>2</sup>.

We also fitted the delays using a linear plus a sinusoidal function having the following terms

$$y(t) = a + bt + A \sin \left[ \frac{2\pi}{P_{\text{mod}}}(t - t_\phi) \right], \quad (3)$$

where  $a$  and  $b$  are defined as above,  $A$  is the amplitude of the sinusoidal function in seconds,  $P_{\text{mod}}$  is the period of the sine function in days, and, finally,  $t_\phi$  is the time in days referred to  $T_0$  at which the sinusoidal function is null. We obtained a value of  $\chi^2$ (d.o.f.) of 63.7(22) with a  $\Delta\chi^2$  of 131 with respect to the quadratic form. The best-fit parameters are shown in the fourth column of Table 4. The best-fit function is indicated with a blue curve in Fig. 3 (left panel) and the corresponding residuals are shown in Fig. 3 (right panel, the second plot from the top). The residuals are flatter than those obtained in the previous case. Using the sinusoidal function, the dip time obtained from the OSO-8 observation is distant  $\sim 200$  s from the expected value. The corresponding ephemeris (hereafter LS ephemeris) is

$$T_{\text{dip}}(N) = \text{MJD(TDB)} 50\,123.01549(18) + \frac{3000.6496(8)}{86\,400}N + A \sin \left[ \frac{2\pi}{N_{\text{mod}}}N - \phi \right], \quad (4)$$

where  $N_{\text{mod}} = P_{\text{mod}}/P_0 = 587\,659.53 \pm 97\,351.67$  and  $\phi = 2\pi t_\phi/P_{\text{mod}}$  with  $P_{\text{mod}} = 55.9 \pm 9.3$  yr. This functional form significantly improves the fit, even though it does not take the possible presence of an orbital period derivative into account.

We added a quadratic term to take the possible presence of an orbital period derivative and fitted the delays into account, using the function

$$y(t) = a + bt + ct^2 + A \sin \left[ \frac{2\pi}{P_{\text{mod}}}(t - t_\phi) \right]. \quad (5)$$

We obtained a value of  $\chi^2$ (d.o.f.) of 39.4(21) and a F-test probability of chance improvement with respect to the LS ephemeris of  $1.7 \times 10^{-3}$ . The best-fit parameters are shown in the fifth column of Table 4. The best-fit function is indicated with a

**Table 4.** Best-fit values of the parameters of the functions used to fit the delays.

Parameters	LQ	LQC	LS	LQS	LSe		
$a$ (s)	$78 \pm 23$	$-2.7^{+2.1}_{-11.2}$	$584 \pm 157$	$16 \pm 22$	$229 \pm 336$	$56 \pm 322$	$1.1 \pm 299.2$
$b$ ( $\times 10^{-3}$ s d $^{-1}$ )	$-4 \pm 4$	$37.1 \pm 0.4$	$-43 \pm 23$	$-4 \pm 3$	$3 \pm 20$	$3 \pm 19$	$5 \pm 22$
$c$ ( $\times 10^{-5}$ s d $^{-2}$ )	$1.70 \pm 0.09$	$2.13 \pm 0.03$	–	$1.79 \pm 0.09$	–	–	–
$d$ ( $\times 10^{-9}$ s d $^{-3}$ )	–	$-1.35 \pm 0.12$	–	–	–	–	–
$A$ (s)	–	–	$658 \pm 206$	$130 \pm 15$	$519 \pm 47$	$548 \pm 43$	$577 \pm 43$
$t_\phi$ (d)	–	–	$3897 \pm 332$	$1356 \pm 203$	$-3723 \pm 1100$	$-3150 \pm 1116$	$-2923 \pm 1034$
$P_{\text{mod}}$ (d)	–	–	$20\,409 \pm 3381$	$9302 \pm 752$	17 100 (fixed)	18 600 (fixed)	20 100 (fixed)
$\varpi$ (deg)	–	–	–	–	$195 \pm 26$	$210 \pm 28$	$217 \pm 27$
$e$	–	–	–	–	$0.26 \pm 0.20$	$0.28 \pm 0.15$	$0.32 \pm 0.13$
$\chi^2$ (d.o.f.)	194.6(24)	92.4(23)	63.7(22)	39.4(21)	51.8(21)	48.2(21)	45.8(21)

**Notes.** The reported errors are at 68% confidence level. The fit parameters of the delays are obtained using LQ (Col. 2), LQC (Col. 3), LS (Col. 4), LQS function (Col. 5), and LSe (Cols. 6–8), respectively.

black curve in Fig. 3 (left panel) and the corresponding residuals are shown in Fig. 3 (right panel, the third plot from the top). The corresponding linear+quadratic+sinusoidal ephemeris (hereafter LQS ephemeris) is

$$T_{\text{dip}}(N) = \text{MJD(TDB)} 50\,123.0089(3) + \frac{3000.65126(10)}{86\,400}N + 2.50(12) \times 10^{-13}N^2 + A \sin\left[\frac{2\pi}{N_{\text{mod}}}N - \phi\right], \quad (6)$$

with  $N_{\text{mod}} = 267\,837.87 \pm 21\,652.90$  and  $\phi = 0.92 \pm 0.16$ . The corresponding orbital period derivative is  $\dot{P} = 1.44(7) \times 10^{-11}$  s/s and the period of the modulation is  $P_{\text{mod}} = 25.5 \pm 2.1$  yr.

Our analysis of the delays suggests that a quadratic or a quadratic plus a cubic term do not fit the delays. A better fit is obtained using a sinusoidal function with a period close to 20 000 d and, finally, adopting a sinusoidal plus a quadratic term, we obtain the best fit of the delays. In this latter case, the sinusoidal function has a period of 9300 d, about half of that obtained using only the sinusoidal function. Moreover, the orbital period derivative  $\dot{P} = 1.44(7) \times 10^{-11}$  s/s (compatible with  $\dot{P} = 1.5(3) \times 10^{-11}$  s/s obtained by Hu et al. 2008) is extremely high to be explained by a conservative mass transfer and loss of angular momentum from the binary system for gravitational radiation (see next section). This awkward result can be bypassed if the quadratic term is merely an approximation of a further sinusoidal function with a larger orbital period with respect to 9300 d.

Under this assumption, the best fit obtained using the LQS ephemeris could be explained using a different scenario, where the quadratic term mimics the fundamental harmonic of a series expansion whilst the sinusoidal term is the first harmonic. This seems also suggested by the best fit obtained using the LS function (Eq. (3)), since we obtain a modulation period, which is almost twice that obtained using the LQS function (Eq. (5)).

If we assume that XB 1916-053 is part of a hierarchical triple system then the measured delays are also affected by the influence of a third body. If the orbits of the third body and of the X-ray binary system around the common centre of mass are slightly elliptical then the delay  $\Delta_{\text{DS}}(t)$  associated with the Doppler shift can be expressed as

$$\Delta_{\text{DS}}(t) = A \left\{ \sin(m_t + \varpi) + \frac{e}{2} [\sin(2m_t + \varpi) - 3 \sin(\varpi)] + \frac{e^2}{4} [2 \sin(3m_t + \varpi) - \sin(m_t + \varpi) \cos(2m_t + 1) - 2 \sin(m_t) \cos(\varpi)] \right\}, \quad (7)$$

where

$$m_t = \frac{2\pi}{P_{\text{mod}}}(t - t_\phi)$$

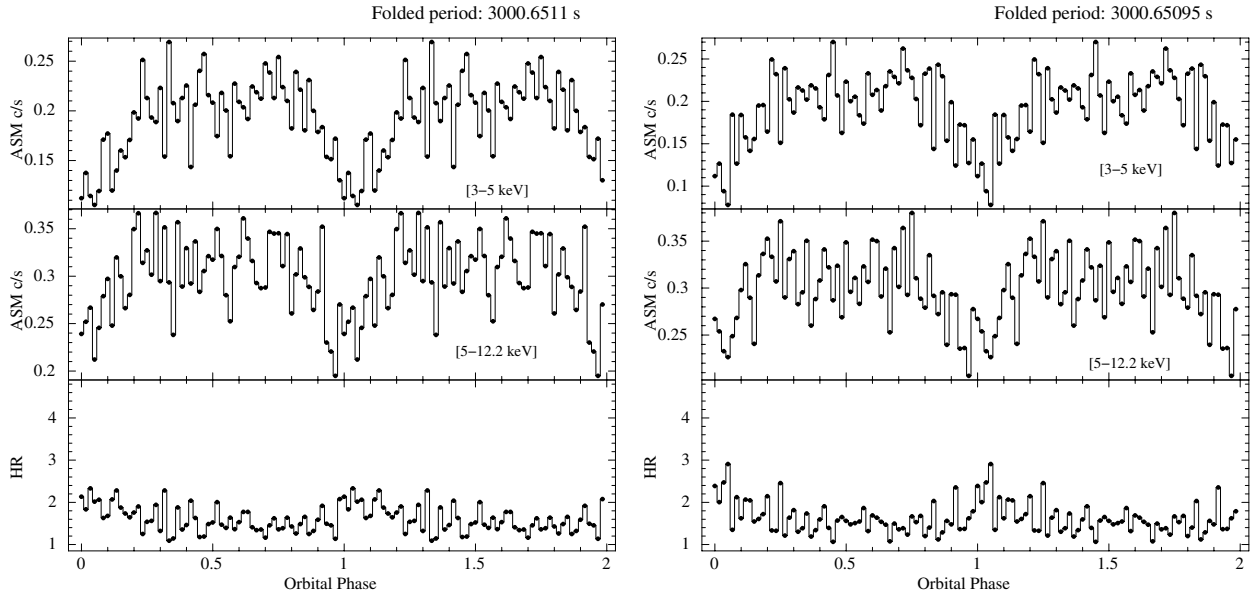
is the mean anomaly;  $e$  is the eccentricity of the orbit;  $P_{\text{mod}}$  is the orbital period of both the X-ray binary system and the third body around the common centre of mass;  $\varpi$  denotes the periastron angle;  $t_\phi$  is the passage time at the periastron; and  $A = a \sin i/c$  is the projected semi-major axis of the orbit, described by the centre of mass of the X-ray binary system around the centre of mass of the triple system. We neglect third and higher order terms in Eq. (7). Limiting Eq. (7) to the first-order terms, it becomes the expression shown by van der Klis & Bonnet-Bidaud (1984). Then, we fitted the delays using

$$y(t) = a + bt + \Delta_{\text{DS}}(t).$$

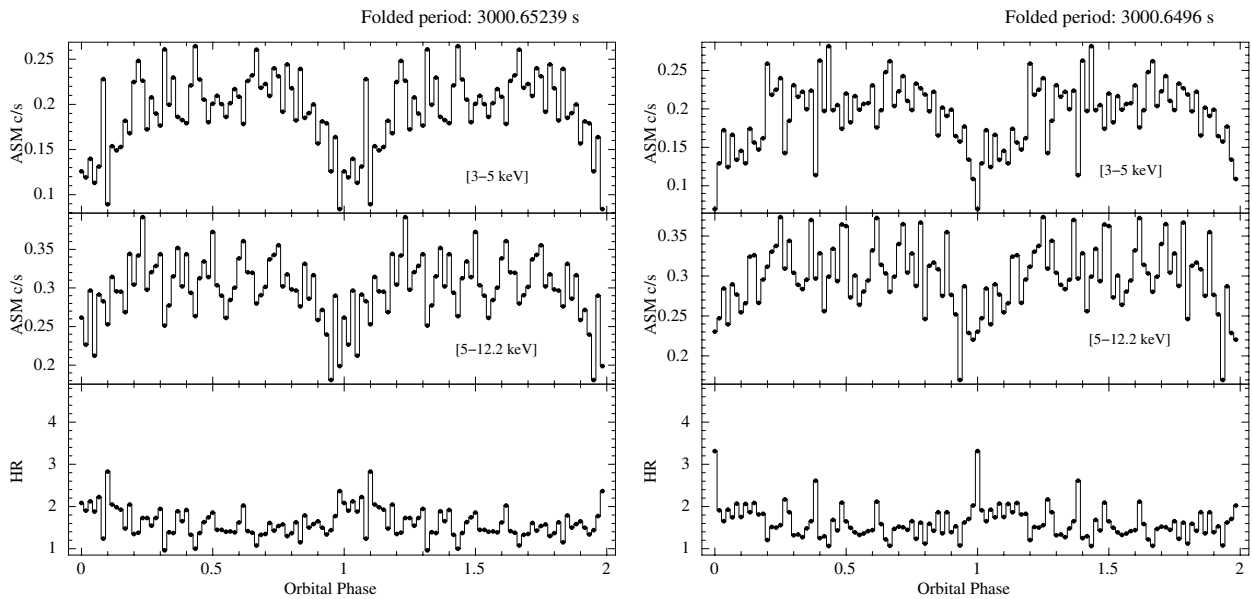
Because the 27 available points do not cover a whole period, we arbitrarily fixed the value of  $P_{\text{mod}}$  at 18 600, 17 100, and 20 100 d, which are the best, lower, and upper value of the period obtained from the LQS ephemeris multiplied by a factor of two. The best-fit parameters are shown in Table 4 (Cols. 6–8). The  $\chi^2$ (d.o.f.) are similar for the three adopted periods and the F-test probability of chance improvement with respect to LS function is  $4.1 \times 10^{-2}$ ,  $1.7 \times 10^{-2}$ , and  $0.9 \times 10^{-2}$  for a  $P_{\text{mod}}$  value of 17 100, 18 600, and 20 100 d, respectively. In the following, we discuss the case of  $P_{\text{mod}} = 18\,600$  d. The best-fit function is indicated with a green curve in Fig. 3 (left panel). The corresponding residuals are shown in Fig. 3 (right panel, lower plot). The corresponding ephemeris (hereafter LSe ephemeris) is

$$T_{\text{dip}}(N) = \text{MJD(TDB)} 50\,123.010(3) + \frac{3000.6512(6)}{86\,400}N + \Delta_{\text{DS}}(N). \quad (8)$$

To verify the robustness of our results, we produced the folded light curves in the 3–5 and 5–12.2 keV energy bands of XB 1916-053 obtained from the All Sky Monitor (ASM) on board RXTE using the ephemerides shown above. We inferred those ephemerides using only pointing observations from which we obtained 27 points spanning from 1978 to 2014, whilst the RXTE/ASM light curves cover from 1996 Sep. 01 to 2011 Oct. 31. We applied the barycentre corrections to the RXTE/ASM events. As a first step, we folded the RXTE/ASM light curves of XB 1916-053 using the LQ ephemeris reported by Hu et al. (2008) and by us (Eq. (1)), adopting 60 phase-bins per period corresponding to  $\sim 50$  s per bin. The folded light curves and the corresponding hardness ratios (HRs) are shown



**Fig. 4.** Folded RXTE/ASM light curve of XB 1916-053 in the 3–5 and 5–12.2 keV energy range (*top and middle panels*). The corresponding hardness ratios (HRs) are plotted in the *bottom panels*. The *left and right plots* show the folded RXTE/ASM light curve using the ephemeris discussed by [Hu et al. \(2008\)](#) and LQ ephemeris (Eq. (1)) shown in the Sect. 3, respectively. Each phase-bin is about 50 s.

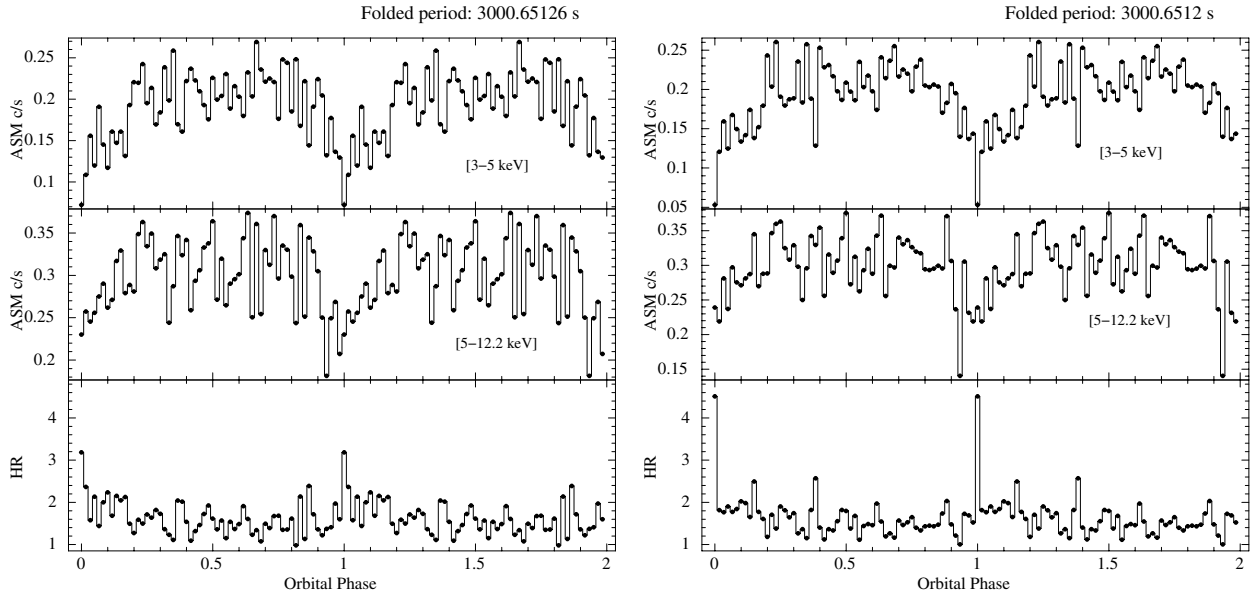


**Fig. 5.** *Left and right plots*: folded RXTE/ASM light curve using LQC ephemeris (Eq. (2)) and LS ephemeris (Eq. (4)), respectively. Each phase-bin is about 50 s.

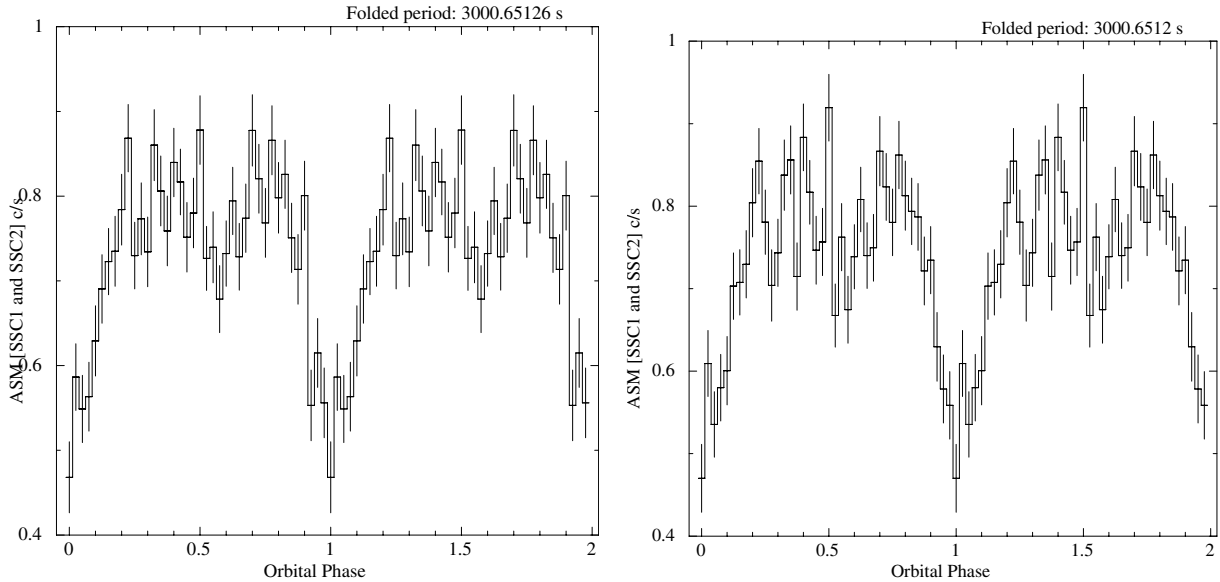
in Fig. 4. None of the HR show an evident increase at phase zero as we would expect if the ephemerides well define the dip arrival times. This implies that those ephemerides do not correctly predict the dip arrival times contained in the RXTE/ASM light curve. Adopting the LQC ephemeris (Eq. (2)), the maximum value of HR (that is 2.8) is reached at phase 0.1 (see Fig. 5, left panels). Also in this case, the LQC ephemeris does not predict the dip arrival times in the ASM light curves of XB 1916-053. Using the LS ephemeris (Eq. (4)) to fold the light curves, we obtained that the maximum value of HR is reached at phase zero and is close to 3.4 (see Fig. 5, right panels). In contrast, with the LQS ephemeris (Eq. (6)) the maximum value of the HR falls in two phase-bins close to phase zero (see Fig. 6, left panels) and the maximum value of HR is 3.2, which is smaller than the value obtained with the LS ephemeris. Finally, we folded the

RXTE/ASM light curves using the LSe ephemeris (Eq. (8)). We show the folded light curves and the corresponding HR in Fig. 6 (right panel). In this last case the maximum value of the HR falls in only one phase bin at phase zero and the maximum value of the HR is about 4.5.

We also folded the RXTE/ASM light curve (not filtered in energy) using the LQS and LSe ephemerides once we selected the events from the Scanning Shadow Cameras (SSCs) 1 and 2. Adopting 40 phase-bins per period (that is each bin is 75 s), the folded light curves are very similar (see Fig. 7), indicating that the two ephemerides are statistically equivalent. The dip is clearly observed at phase zero, the ASM count rate is reduced during the dip of 60% with respect to the persistent emission. Finally, the goodness of the two ephemerides allows us to observe the presence of a secondary dip at phase 0.55, which



**Fig. 6.** *Left and right plots:* folded RXTE/ASM light curve using LQS ephemeris (Eq. (6)) and LSe ephemeris (Eq. (8)) with  $P_{\text{mod}} = 18\,600$  d, respectively. Each phase-bin is about 50 s.



**Fig. 7.** Folded RXTE/ASM light curve of XB 1916-053 selecting the events from SSC1 and SSC2. No energy filter is applied. Each phase-bin correspond to 75 s. *Left panel:* folded light curve using the LQS ephemeris (Eq. (6)). *Right panel:* folded light curve using the LSe ephemeris (Eq. (8)).

is typically observed in several dipping sources (see Grindlay 1989, for XB 1916-053).

#### 4. Discussion

From the study of the 27 dip arrival times obtained from the pointed observations of XB 1916-053 and of the RXTE/ASM light curves, we find that the quadratic and cubic ephemerides do not correctly predict the dip arrival times on a long time span; whilst to well fit the delays, we need to use a function that contains at least linear and sinusoidal terms (LS ephemeris, see Eq. (4)). The addition of a quadratic term to the LS ephemeris (Eq. (6)) gives a probability of chance improvement obtained with a F-test of  $1.7 \times 10^{-3}$  with respect to the LS ephemeris. Finally, using the ephemeris shown in Eq. (8), the probability of chance improvement, also with respect to the LS ephemeris,

is  $1.7 \times 10^{-2}$ . The LQS and LSe ephemerides paint two different physical scenarios for XB 1916-053. In the first case the orbital period derivative of the X-ray binary system is  $\dot{P} = 1.44(7) \times 10^{-11}$  s/s and the observed delays associated with the dip arrival times are affected by a relatively low-amplitude ( $\sim 130$  s) sinusoidal modulation with a period close to 26 yr. In the second case the orbital period derivative is fixed to zero and the modulation of the delays is solely sinusoidal with an amplitude of  $\sim 550$  s and an orbital period close to 51 yr. We explain in the following the sinusoidal modulation for both the scenarios, assuming the presence of a third body forming a hierarchical triple system with XB 1916-053, which alters the observed dip arrival times.

We start by discussing the plausible values of the companion star mass  $M_2$ . We know that the companion star is a degenerate star and its radius  $R_2$  has to be equal to its Roche lobe radius  $R_{L2}$  since the binary system is in the Roche lobe overflow (RLOF)

regime. Rearranging the Eq. (3.3.15) in Shapiro & Teukolsky (1983), the mass-radius relation for a degenerate star can be written as

$$\frac{R_2}{R_\odot} = 0.04 \left( \frac{Z}{A} \right)^{5/3} \left( \frac{M_2}{M_\odot} \right)^{-1/3} = 0.0126 (1 + X)^{5/3} m_2^{-1/3},$$

where  $Z$  and  $A$  are the atomic number and the atomic weight of the matter composing the star, and where we assumed that the matter is only composed of hydrogen and helium. The factor  $Z/A$  is the average of  $Z/A$  for matter composed of hydrogen and helium,  $X$  is the fraction of hydrogen in the star and, finally,  $m_2$  is the companion star mass in units of solar mass. This equation has to be corrected for the thermal bloating factor  $f$ , which is the ratio of the companion star radius to the radius of a star with the same mass and composition, that is completely degenerate and supported only by the Fermi pressure of the electrons; then the factor  $f$  is  $>1$ . The Roche lobe radius of the companion star can be written as

$$R_{L2} = 0.46224 a \left( \frac{m_2}{m_1 + m_2} \right)^{1/3},$$

where  $a$  is the orbital separation of the binary system and  $m_1$  is the neutron star (NS) mass in unit of solar mass. We can write  $a$  in terms of the orbital period  $P$ ,  $m_1$ , and  $m_2$ , using Kepler's third law. Combining the last two equations and Kepler's third law, we obtain

$$m_2 = 0.0151 (1 + X)^{5/2} f^{3/2}. \quad (9)$$

Nelemans et al. (2006), analysing the optical spectrum with the European Southern Observatory Very Large Telescope, detected a He-dominated accretion disc spectrum and suggested direct evidence for a helium donor. The authors found a good match with an LTE model consisting of pure helium plus overabundant nitrogen. For this reason, we assume  $X = 0$  in the rest of the discussion.

The bolometric X-ray flux of XB 1916-053 was estimated by several authors. Galloway et al. (2008), analysing a RXTE/PCA observation of XB 1916-053, determined a persistent flux in the 2.5–25 keV of  $(3.82 \pm 0.04) \times 10^{-10} \text{ erg s}^{-1} \text{ cm}^{-2}$ . The authors corrected the flux for a bolometric factor  $c_{\text{bol}} = 1.37 \pm 0.09$  to estimate the bolometric flux in the 0.1–200 keV energy range, obtaining a bolometric flux of  $(5.2 \pm 0.3) \times 10^{-10} \text{ erg s}^{-1} \text{ cm}^{-2}$ . Recently, Zhang et al. (2014), analysing a *Suzaku* observation of XB 1916-053, found a value of  $F_{\text{bol}}$  in the 0.1–200 keV energy range between  $5.5 \times 10^{-10}$  and  $6.1 \times 10^{-10} \text{ erg s}^{-1} \text{ cm}^{-2}$ . Finally, analysing the persistent emission of the source during a *BeppoSAX* observation, Church et al. (1998) estimated a value of  $F_{\text{bol}}$  in the 0.5–200 keV energy range of  $6.2 \times 10^{-10} \text{ erg s}^{-1} \text{ cm}^{-2}$ . Since the RXTE/ASM light curve of XB 1916-053 shows that the count rate of the source is almost constant over more than ten years, we adopt a conservative value for the bolometric flux of  $(5.5 \pm 0.5) \times 10^{-10} \text{ erg s}^{-1} \text{ cm}^{-2}$ .

The distance  $d$  to the source was estimated by Galloway et al. (2008) measuring the peak flux during the photospheric radius expansion (PRE) in type-I X-ray bursts. Equation (8) in Galloway et al. (2008) can be rewritten

$$d = 8.32 \left( \frac{F_{\text{pk,PRE}}}{3 \times 10^{-8} \text{ erg s}^{-1} \text{ cm}^{-2}} \right)^{-1/2} m_1^{1/2} \left( 1 - 0.296 \frac{m_1}{r_{\text{PRE}}} \right)^{1/4} \times (1 + X)^{-1/2} \text{ kpc}, \quad (10)$$

where  $r_{\text{PRE}}$  is the photospheric radius of the neutron star in units of 10 km and  $F_{\text{pk,PRE}}$  is the flux at the peak of the type-I

X-ray burst during the PRE. The authors measured  $F_{\text{pk,PRE}} = (2.9 \pm 0.4) \times 10^{-8} \text{ erg s}^{-1} \text{ cm}^{-2}$  and  $r_{\text{PRE}} \approx 1.1$  for XB 1916-053 and concluded that the distance to the source is  $d = 8.9 \pm 1.3 \text{ kpc}$  (adopting  $X = 0$ ) for a NS mass of  $1.4 M_\odot$ . The X-ray luminosity can be expressed as  $L_x = 4\pi d^2 F_{\text{bol}}$ , where we roughly assume that the emitted flux is isotropic. We obtain  $L_x \approx 5.2 \times 10^{36} \text{ erg s}^{-1}$  for a NS mass of  $1.4 M_\odot$ , whilst we find  $L_x \approx 6.6 \times 10^{36} \text{ erg s}^{-1}$  for a massive NS of  $2.2 M_\odot$ .

Rappaport et al. (1987) predicted the X-ray luminosity for highly compact binary systems under the reasonable hypothesis that the main mechanism to lose angular momentum is gravitational radiation. Combining the Eqs. (8) and (13) in their work, we obtain

$$L_x \approx \frac{5.2 \times 10^{42}}{1 - 1.5\alpha(1 - \beta)} m_1^{5/3} P_m^{-14/3} (1 + X)^5 \beta \eta f^3 \text{ erg s}^{-1}, \quad (11)$$

where  $P_m$  is the orbital period in units of minutes,  $\beta$  is the fraction of matter yielded by the companion star and accreted onto the NS,  $\eta$  is the efficiency for converting gravitational potential energy into X-ray emission, and  $\alpha$  is the specific angular momentum carried away by the mass lost from the system, in units of  $2\pi a^2 / P_{\text{orb}}$ , where  $a$  is the orbital separation (see Rappaport et al. 1982). In Eq. (11) we assume that the NS radius is 10 km. Using the orbital period value of 3000.65 s, assuming  $\eta = 1$  and a conservative mass transfer scenario ( $\beta = 1$ ), we find that  $L_x \approx 1.1 \times 10^{35} f^3 \text{ erg s}^{-1}$  and  $L_x \approx 2.3 \times 10^{35} f^3 \text{ erg s}^{-1}$  for a NS mass of  $1.4 M_\odot$  and  $2.2 M_\odot$ , respectively. Comparing the observed luminosity and the predicted luminosity, we estimate that  $f = 3.6 \pm 0.4$  and  $f = 3.0 \pm 0.3$  for a NS mass of  $1.4 M_\odot$  and  $2.2 M_\odot$ , respectively. Substituting the obtained values of  $f$  in Eq. (9), we obtain that the companion star mass is  $M_2 = 0.10 \pm 0.02 M_\odot$  and  $M_2 = 0.078 \pm 0.012 M_\odot$  for a NS mass of  $1.4 M_\odot$  and  $2.2 M_\odot$ , respectively. The mass ratio  $q = M_2/M_1$  of XB 1916-053 is between  $0.036 \pm 0.009$  and  $0.071 \pm 0.009$ .

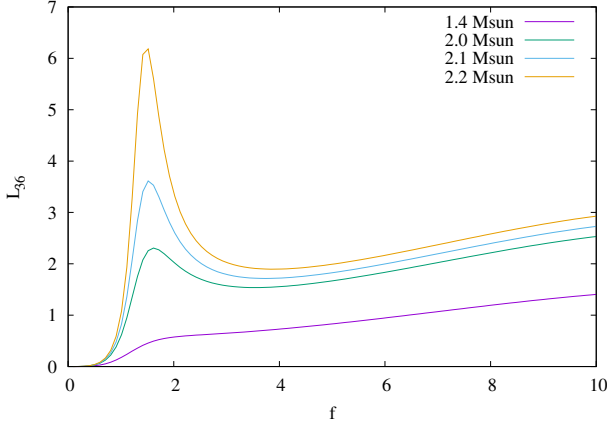
Hu et al. (2008) inferred the mass ratio of XB 1916-053 from the negative super-hump period and found  $q \approx 0.045$ , which is compatible with our estimated range of values of  $q$ . Chou et al. (2001) estimated a value of  $q \approx 0.022$  using the period of the apsidal precession of the accretion disc of  $P_{\text{prec}} = 3.9087(8) \text{ d}$ . The value of  $q$  obtained by Chou et al. (2001) is outside the range that we find.

To estimate the orbital period derivative we use the Eq. (11) shown in Rappaport et al. (1987) that we rewrite as

$$\dot{P} \approx \frac{1.54 \times 10^{-9}}{1 - 1.5\alpha(1 - \beta)} m_1^{2/3} P_m^{-8/3} (1 + X)^{5/2} f^{3/2} \text{ s s}^{-1}. \quad (12)$$

Using the value of  $\dot{P} \sim 1.44 \times 10^{-11} \text{ s s}^{-1}$  (LQS ephemeris) and the orbital period value of 3000.65 s, we find that the thermal bloating factor  $f$  is 40 and 32 for a NS mass of 1.4 and  $2.2 M_\odot$ . These values of  $f$  are not physically plausible and suggest that, in a conservative mass transfer scenario, the value of the orbital period derivative cannot be that obtained from the LQS ephemeris.

On the other hand, adopting an orbital period of 3000.65 s and a factor  $f$  of 3.6 and 3.0 for a NS mass of 1.4 and  $2.2 M_\odot$  we find  $\dot{P} = (3.9 \pm 0.2) \times 10^{-13} \text{ s s}^{-1}$  and  $\dot{P} = (3.98 \pm 0.15) \times 10^{-13} \text{ s s}^{-1}$  for a NS mass of  $1.4 M_\odot$  and  $2.2 M_\odot$ , respectively. The orbital period derivative normalised to the orbital period is  $\dot{P}/P \approx 4.2 \times 10^{-9} \text{ yr}^{-1}$  and weakly depends on the NS mass. We conclude that the conservative mass transfer scenario with a thermal bloating factor of the companion star between three and four allows us to explain the discrepancy between the predicted and observed X-ray luminosity, but it does not solve the



**Fig. 8.** X-ray luminosity of XB 1916-053 in units of  $10^{36}$  erg  $s^{-1}$  versus the thermal bloating factor  $f$  of the companion star. The four curves correspond to different values of the NS mass: purple, green, light blue, and gold colours correspond to a NS mass of 1.4, 2, 2.1, and 2.2  $M_{\odot}$ , respectively. The peaks in the curves are at  $f \approx 1.5$ .

discrepancy between the predicted and measured orbital period derivative obtained from the LQS ephemeris. For this reason, we investigate the non-conservative mass transfer scenario.

Combining the Eqs. (11) and (12), we obtain

$$\frac{L_x}{\dot{P}} \simeq 3.38 \times 10^{51} m_1 P_m^{-2} \beta f^{3/2} \eta \text{ erg s}^{-1}. \quad (13)$$

Adopting  $L_x \simeq 5.2 \times 10^{36}$  erg  $s^{-1}$ ,  $\dot{P} = 1.44 \times 10^{-11}$  s  $s^{-1}$ ,  $P = 3000.65$  s and fixing  $\eta = 1$ , we find that  $\beta f^{3/2} = 0.191$  for a NS mass of 1.4  $M_{\odot}$ . Since  $f > 1$ , we expect that more than 81% of the mass yielded by the companion star leaves the system. Furthermore, since the measured values of  $L_x$  and  $\dot{P}$  are positive, the term  $1 - 1.5\alpha(1 - \beta)$  in Eqs. (11) and (12) should be positive. Solving for  $\alpha$  while taking  $\beta < 0.191$ , we obtain that  $\alpha < 0.823$ . Because  $\alpha$  is in unit of  $2\pi a^2 / P_{\text{orb}}$ , we find that the matter should leave the binary system from a distance  $\bar{d}$  from the neutron star of  $\bar{d} < \alpha^{1/2} a$ ; the point of ejection in unit of orbital separation is  $\bar{x} = \bar{d}/a < \alpha^{1/2}$ . In the rest of the discussion, we assume that the matter is ejected at the inner Lagrangian point  $x_{L1}$  of the binary system. We rewrite the Eq. (11) as function of  $f$  using the condition  $\beta f^{3/2} = 0.191$ . We find

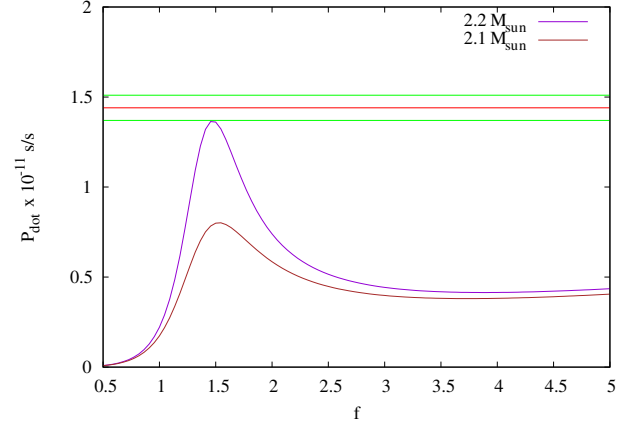
$$L_x \simeq \frac{5.2 \times 10^{42}}{1 - 1.5 \bar{x}_{L1}^2 (1 - 0.191 f^{-3/2})} m_1^{5/3} P_m^{-14/3} \times 0.191 f^{3/2} \text{ erg s}^{-1}, \quad (14)$$

where  $\bar{x}_{L1}$  is the position of the inner Lagrangian point in units of orbital separation. Using Eq. (9) and a NS mass of 1.4  $M_{\odot}$ ,  $\bar{x}_{L1}$  can be written as a cubic function of  $f$  for values of the thermal bloating factor between 1 and 10. We find

$$\bar{x}_{L1} = 0.915 - 6.87 \times 10^{-2} f + 6.61 \times 10^{-3} f^2 - 2.88 \times 10^{-4} f^3,$$

with an accuracy of  $2 \times 10^{-3}$ . Combining the last equation and Eq. (14), we infer the luminosity as function of  $f$ . We show  $L_x$  in unit of  $10^{36}$  erg  $s^{-1}$  versus  $f$  for a NS mass of 1.4  $M_{\odot}$  (purple colour) in Fig. 8. Since the observed luminosity for a NS mass of 1.4  $M_{\odot}$  is larger than the predicted one for each value of  $f$ , also taking the corresponding error into account, we conclude that this specific non-conservative mass transfer scenario fails for a NS mass of 1.4  $M_{\odot}$ .

We repeat the same procedure for NS masses of 2, 2.1 and 2.2  $M_{\odot}$ , finding that the predicted and observed luminosities



**Fig. 9.** Orbital period derivative of XB 1916-053 in units of  $10^{-11}$  s  $s^{-1}$  versus the thermal bloating factor  $f$  of the companion star. The brown and purple curves are obtained using a NS mass of 2.1 and 2.2  $M_{\odot}$ . The red and green lines indicate the best-fit value and the values at 68% confidence level of the orbital period derivative obtained from the LQS ephemeris. The purple curve is compatible at  $1\sigma$  with the measured orbital period derivative for  $f \approx 1.5$ .

are only compatible in the case in which the NS mass is  $\geq 2.2 M_{\odot}$ . In this case, we find that  $\beta f^{3/2} = 0.154$ ,  $\alpha < 0.784$  and

$$\bar{x}_{L1} = 0.927 - 6.02 \times 10^{-2} f + 5.66 \times 10^{-3} f^2 - 2.88 \times 10^{-4} f^3,$$

with an accuracy of  $2 \times 10^{-3}$ . The luminosity for a NS mass of 2.2  $M_{\odot}$  (gold colour) is shown in Fig. 8. Furthermore, we plot the orbital period derivative as function of  $f$  for a NS mass of 2.1  $M_{\odot}$  (brown colour) and 2.2  $M_{\odot}$  (purple colour) in Fig. 9. We note that only for a NS mass of 2.2  $M_{\odot}$  the predicted and measured  $\dot{P}$  are compatible for  $f \approx 1.5$ . We conclude that this non-conservative mass transfer scenario predicts the observed values of luminosity and orbital period derivative only for NS masses larger than 2.2  $M_{\odot}$ . For a NS mass of 2.2  $M_{\odot}$ , the companion star has a mass of 0.028  $M_{\odot}$  and  $\beta$  is close to 0.084, which is more than 90% of the matter, yielded from the companion star, that leaves the binary system.

In this scenario, we suggest that XB 1916-053 could be considered as a possible progenitor of the ultra-compact ‘‘Black Widow’’ pulsars with very low-mass companions. Benvenuto et al. (2012) proposed that a binary system with an initial orbital period of 0.8 d, composed of a 1.4  $M_{\odot}$  NS and a companion star mass of 2  $M_{\odot}$ , evolves in  $\sim 6.5$  Gyr forming a binary system that well fits the known orbital parameters of the black widow millisecond pulsar PSR J1719-1438. We note that the same evolutive path fits the orbital parameters of XB 1916-053 at  $\sim 5$  Gyr from the initial time. At 5 Gyr, the predicted orbital period is 0.035 d, the predicted companion star mass is 0.03  $M_{\odot}$ , the NS mass is slightly larger than 2.2  $M_{\odot}$  (Benvenuto, priv. comm.) and the companion star is helium dominated. These values are very similar to those of XB 1916-053 shown in this work for a non-conservative mass transfer scenario, although a discrepancy between our estimation of  $\dot{M}_2 \sim 4.1 \times 10^{-9} M_{\odot} \text{ yr}^{-1}$  and the value suggested by Benvenuto et al. (2012) at 5 Gyr ( $\sim 10^{-10} M_{\odot} \text{ yr}^{-1}$ ) is present. Furthermore, we note that as the spin period of PSR J1719-1438 is 5.7 ms (see Bailes et al. 2011, and references therein) the spin period of the NS in XB 1916-053 could also be extremely short. Indeed, Galloway et al. (2001) interpreted the asymptotic frequency of the coherent burst oscillations in terms of a decoupled surface burning layer and suggested that the NS could have a spin period around 3.7 ms.

**Table 5.** Best-fit parameters of the delays assuming the presence of the third body in eccentric orbit and taking a quadratic term  $c = 5 \times 10^{-7} \text{ s/d}^2$  into account.

Parameters	$P_{\text{mod}} = 17\,100 \text{ d}$	$P_{\text{mod}} = 18\,600 \text{ d}$	$P_{\text{mod}} = 20\,100 \text{ d}$
$a$ (s)	$180 \pm 332$	$21 \pm 307$	$-27 \pm 285$
$b$ ( $\times 10^{-3} \text{ s/d}$ )	$2 \pm 20$	$2 \pm 19$	$4 \pm 21$
$A$ (s)	$506 \pm 46$	$534 \pm 43$	$562 \pm 43$
$e$	$0.26 \pm 0.20$	$0.28 \pm 0.15$	$0.32 \pm 0.13$
$\varpi$ (deg)	$198 \pm 27$	$213 \pm 28$	$219 \pm 27$
$t_\phi$ (d)	$-3594 \pm 1129$	$-3036 \pm 1131$	$-2825 \pm 1042$
$\chi^2$ (d.o.f.)	51.3(21)	47.9(21)	45.5(21)
F-test prob.	$3.5 \times 10^{-2}$	$1.5 \times 10^{-2}$	$0.8 \times 10^{-2}$

**Notes.** The reported errors are at 68% confidence level. The F-test probability is estimated with respect to the  $\chi^2$  value of the LS ephemeris (the fourth column of Table 4).

Nevertheless, we note that our solution for a non-conservative mass transfer scenario is not supported by a robust physical mechanism to explain the large quantity of matter ejected from the inner Lagrangian point. To date, only two physical mechanisms are known to be able to eject the transferred matter partially (or totally). The first mechanism predicts that when a super-Eddington mass transfer occurs, the X-ray luminosity has to be at the Eddington limit. Then, the radiation pressure from the compact object pushes away part of the transferred matter from the binary system. This mechanism was recently invoked to explain the large orbital period derivative measured in the accretion disc corona (ADC) source X1822-371 by Burderi et al. (2010), Iaria et al. (2013), and Iaria et al. (2015). However, this mechanism cannot be applied in the case of XB 1916-053 because type-I X-ray bursts are observed in the light curve of the source (see e.g. Fig. 2), whilst the stable burning sets in at high accretion rate values that are comparable to the Eddington limit (see Bildsten 2000, and references therein). Consequently, the mass transfer rate cannot be super-Eddington and this mechanism cannot justify a non-conservative mass transfer scenario. The second mechanism supposes that the X-ray binary system is a transient source and during the X-ray quiescence it is ejecting the transferred matter from the inner Lagrangian point due to the radiation pressure of the magnetodipole rotator emission. This mechanism, which we call radio ejection after Burderi et al. (2001), was proposed by Di Salvo et al. (2008) to explain the large orbital period derivative measured in SAX J1808.4–3658. However, this mechanism also fails to explain our results because XB 1916-053 is a persistent X-ray source.

Finally, we discuss the sinusoidal modulation observed in the LQS and LSe ephemerides. If we assume a conservative mass transfer scenario, the predicted orbital period derivative is close to  $4 \times 10^{-13} \text{ s s}^{-1}$  independent of the NS mass. Then we added a quadratic term to the LSe ephemeris to take the predicted value into account. We fitted again the delays using the relation

$$y(t) = a + bt + ct^2 + \Delta_{\text{DS}}(t),$$

where the term  $c$  is fixed to  $5 \times 10^{-7} \text{ s/d}^2$ . The fit parameters are reported in Table 5. We note that the addition of the quadratic term does not significantly change the best-fit parameters.

An explanation of the sinusoidal modulation obtained from the LSe ephemeris could be the presence of a third body gravitationally bound to the X-ray binary system. Assuming the existence of a third body of mass  $M_3$ , the binary system

XB 1916-053 orbits around the new centre of mass (CM) of the triple system. The distance of XB 1916-053 from the new CM is given by  $a_x = a_{\text{bin}} \sin i = A c$ , where  $i$  is the inclination angle of the orbit with respect to the line of sight,  $A$  is the amplitude of the sinusoidal function obtained from the ephemeris of Eq. (8), and  $c$  is the light speed. We obtained  $a_x = (1.60 \pm 0.13) \times 10^{13} \text{ cm}$  for  $P_{\text{mod}} = 18\,600 \text{ d}$ . We can write the mass function of the triple system as

$$\frac{M_3 \sin i}{(M_3 + M_{\text{bin}})^{2/3}} = \left( \frac{4\pi^2}{G} \right)^{1/3} \frac{a_x}{P_{\text{mod}}^{2/3}},$$

where  $M_3$  is the third body mass,  $M_{\text{bin}}$  the binary system mass, and finally,  $P_{\text{mod}}$  is the orbital period of XB 1916-053 around the CM of the triple system. Substituting the values of  $M_{\text{bin}}$ ,  $P_{\text{mod}}$ ,  $a_x$ , and assuming an inclination angle for the source of  $70^\circ$ , we find that  $m_3$  is  $\sim 0.10 M_\odot$  and  $\sim 0.14 M_\odot$  for a NS mass of  $1.4 M_\odot$  and  $2.2 M_\odot$ , respectively. We used also  $P_{\text{mod}}$  of 17 100 and 20 100 d finding that the values of  $m_3$  are substantially independent of the value of  $P_{\text{mod}}$ .

For a non-conservative mass transfer scenario, we discuss the sinusoidal modulation obtained from the LQS ephemeris assuming a NS mass of  $2.2 M_\odot$ . In this case we find that  $a_x = (3.9 \pm 0.5) \times 10^{12} \text{ cm}$  and  $m_3 \sim 0.055 M_\odot$  for an inclination angle of  $70^\circ$ .

## 5. Conclusions

We have systematically analysed all the historically reported X-ray light curves of XB 1916-053, which span 37 years. We find that the previously suggested quadratic ephemeris for this source no longer fits the dip arrival times.

We studied the conservative mass transfer scenario of the system, finding that the thermal bloating factor of the degenerate companion star is 3.6 and 3 for a NS mass of 1.4 and  $2.2 M_\odot$ . In this scenario, the predicted and observed luminosity are compatible ( $\sim 5\text{--}7 \times 10^{36} \text{ erg s}^{-1}$ ), although the orbital period derivative is a factor of 40 smaller than the value of  $1.44 \times 10^{-11} \text{ s s}^{-1}$  obtained fitting the delays with a quadratic plus a sinusoidal function (LQS ephemeris). If the conservative mass transfer scenario is correct, we conclude that the modulation of the delays associated with the dip arrivals time are solely due to a sinusoidal modulation caused by a third body orbiting around the binary system. In this case we estimate the third body mass is 0.10 and  $0.14 M_\odot$  for NS masses of 1.4 and  $2.2 M_\odot$ , respectively. The orbital period of the third body around XB 1916-053 is close to 55 yr and the orbit shows an eccentricity  $e = 0.28 \pm 0.15$ .

In a non-conservative mass transfer scenario where the mass is ejected away from the inner Lagrangian point, we find that the observed luminosity and the orbital period derivative obtained from the LQS ephemeris are possible only from a NS mass  $\geq 2.2 M_\odot$ . In this case we obtain that the thermal bloating factor of the degenerate companion star is  $f \approx 1.5$ , the companion star mass is  $0.028 M_\odot$ , and the fraction of matter yielded by the companion star and accreting onto the NS is  $\beta = 0.084$ . In this scenario, the sinusoidal modulation of the delays can be explained by the presence of a third body orbiting around XB 1916-053 with an period of 26 yr. We find that the third body mass is  $0.055 M_\odot$ . Finally, if the non-conservative mass transfer scenario is valid, we suggest that XB 1916-053 and the ultra-compact black widow system PSR J1719-1438 could be two different stages of the same evolutive path discussed by Benvenuto et al. (2012). If it is true, then the age

of XB 1916-053 is close to 5 Gyr, whilst PSR J1719-1438 is ~6.5 Gyr old.

*Acknowledgements.* This research has made use of data and/or software provided by the High Energy Astrophysics Science Archive Research Center (HEASARC), which is a service of the Astrophysics Science Division at NASA/GSFC and the High Energy Astrophysics Division of the Smithsonian Astrophysical Observatory. We thank the *Swift* team duty scientists and science planners. The High-Energy Astrophysics Group of Palermo acknowledges support from the Fondo Finalizzato alla Ricerca (FFR) 2012/13, project No. 2012-ATE-0390, founded by the University of Palermo. This work was partially supported by the Regione Autonoma della Sardegna through POR-FSE Sardegna 2007–2013, L.R. 7/2007, Progetti di Ricerca di Base e Orientata, Project N. CRP-60529, and by the INAF/PRIN 2012-6. We also acknowledge financial contribution from the agreement ASI-INAF I/037/12/0. P.R. acknowledges contract ASI-INAF I/004/11/0. A.R. gratefully acknowledges Sardinia Regional Government for the financial support (P.O.R. Sardegna F.S.E. Operative Programme of the Autonomous Region of Sardinia, European Social Fund 2007–2013 – Axis IV Human Resources, Objective 1.3, Line of Activity 1.3.1.).

## References

- Bailes, M., Bates, S. D., Bhalerao, V., et al. 2011, *Science*, **333**, 1717
- Barret, D., Grindlay, J. E., Strickman, M., & Vedrenne, G. 1996, *A&AS*, **120**, C269
- Becker, R. H., Smith, B. W., Swank, J. H., et al. 1977, *ApJ*, **216**, L101
- Benvenuto, O. G., De Vito, M. A., & Horvath, J. E. 2012, *ApJ*, **753**, L33
- Bildsten, L. 2000, in AIP Conf. Ser. 522, eds. S. S. Holt, & W. W. Zhang, 359
- Boirin, L., Parmar, A. N., Barret, D., Paltani, S., & Grindlay, J. E. 2004, *A&A*, **418**, 1061
- Burderi, L., Possenti, A., D’Antona, F., et al. 2001, *ApJ*, **560**, L71
- Burderi, L., Di Salvo, T., Riggio, A., et al. 2010, *A&A*, **515**, A44
- Callanan, P. J., Grindlay, J. E., & Cool, A. M. 1995, *PASJ*, **47**, 153
- Chou, Y., Grindlay, J. E., & Bloser, P. F. 2001, *ApJ*, **549**, 1135
- Church, M. J., Dotani, T., BaŁucińska-Church, M., et al. 1997, *ApJ*, **491**, 388
- Church, M. J., Parmar, A. N., Balucinska-Church, M., et al. 1998, *A&A*, **338**, 556
- Courvoisier, T. J.-L., Walter, R., Beckmann, V., et al. 2003, *A&A*, **411**, L53
- Di Salvo, T., Burderi, L., Riggio, A., Papitto, A., & Menna, M. T. 2008, *MNRAS*, **389**, 1851
- Galloway, D. K., Chakrabarty, D., Muno, M. P., & Savov, P. 2001, *ApJ*, **549**, L85
- Galloway, D. K., Muno, M. P., Hartman, J. M., Psaltis, D., & Chakrabarty, D. 2008, *ApJS*, **179**, 360
- Grindlay, J. E. 1989, in Two Topics in X-Ray Astronomy, Vol. 1: X Ray Binaries. Vol. 2: AGN and the X Ray Background, eds. J. Hunt, & B. Battrock, *ESA Spec. Publ.*, **296**, 121
- Grindlay, J. E. 1992, in Frontiers Science Series, eds. Y. Tanaka, & K. Koyama (Tokyo: Universal Academy Press), 69
- Grindlay, J. E., Cohn, H., & Schmidtke, P. 1987, *IAU Circ*, **4393**, 1
- Grindlay, J. E., Bailyn, C. D., Cohn, H., et al. 1988, *ApJ*, **334**, L25
- Hu, C.-P., Chou, Y., & Chung, Y.-Y. 2008, *ApJ*, **680**, 1405
- Iaria, R., Di Salvo, T., Lavagetto, G., Robba, N. R., & Burderi, L. 2006, *ApJ*, **647**, 1341
- Iaria, R., Di Salvo, T., D’Ai, A., et al. 2013, *A&A*, **549**, A33
- Iaria, R., Di Salvo, T., Matranga, M., et al. 2015, *A&A*, **577**, A63
- Lund, N., Budtz-Jørgensen, C., Westergaard, N. J., et al. 2003, *A&A*, **411**, L231
- Nelemans, G., Jonker, P. G., & Steeghs, D. 2006, *MNRAS*, **370**, 255
- Paczynski, B., & Sienkiewicz, R. 1981, *ApJ*, **248**, L27
- Priedhorsky, W. C., & Terrell, J. 1984, *ApJ*, **280**, 661
- Rappaport, S., Joss, P. C., & Webbink, R. F. 1982, *ApJ*, **254**, 616
- Rappaport, S., Ma, C. P., Joss, P. C., & Nelson, L. A. 1987, *ApJ*, **322**, 842
- Retter, A., Chou, Y., Bedding, T. R., & Naylor, T. 2002, *MNRAS*, **330**, L37
- Shapiro, S. L., & Teukolsky, S. A. 1983, *Black Holes, White Dwarfs, and Neutron Stars: the Physics of Compact Objects* (John Wiley VCH)
- Smale, A. P., Mason, K. O., White, N. E., & Gottwald, M. 1988, *MNRAS*, **232**, 647
- Smale, A. P., Mason, K. O., Williams, O. R., & Watson, M. G. 1989, *PASJ*, **41**, 607
- Swank, J. H., Taam, R. E., & White, N. E. 1984, *ApJ*, **277**, 274
- van der Klis, M., & Bonnet-Bidaud, J. M. 1984, *A&A*, **135**, 155
- Walter, F. M., Mason, K. O., Clarke, J. T., et al. 1982, *ApJ*, **253**, L67
- White, N. E. 1989, *A&ARv*, **1**, 85
- White, N. E., & Swank, J. H. 1982, *ApJ*, **253**, L61
- Winkler, C., Courvoisier, T. J.-L., Di Cocco, G., et al. 2003, *A&A*, **411**, L1
- Yoshida, K. 1993, Ph.D. Thesis, Tokyo University
- Yoshida, K., Inoue, H., Mitsuda, K., Dotani, T., & Makino, F. 1995, *PASJ*, **47**, 141
- Zhang, Z., Makishima, K., Sakurai, S., Sasano, M., & Ono, K. 2014, *PASJ*, **66**, 120

**Table 1.** Observation log.

Point	Satellite/instrument	Observation	Start time (UT)	Stop time (UT)	$T_{\text{fold}}$ (MJD, TDB)
1	OSO-8/GCXSE		1978 Apr. 07 21:16:05	1978 Apr. 14 22:20:37	43 609.408575724435
2	Einstein/IPC		1979 Oct. 22 04:52:01	1979 Oct. 22 06:58:30	44 168.24670380917
3	<i>Einstein</i> /IPC		1980 Oct. 11 04:08:51	1980 Oct. 11 09:07:19	44 523.27644368849
4	EXOSAT/ME		1983 Sep. 17 15:07:25	1983 Sep. 17 21:29:49	45 594.765324269885
5	EXOSAT/ME		1985 May 24 12:26:21	1985 May 24 21:30:23	46 209.612747685185
6	EXOSAT/ME		1985 Oct. 13 13:53:16	1985 Oct. 13 22:34:04	46 351.75944524423
7	Ginga/LAC		1988 Sep. 09 15:47:56	1988 Sep. 10 16:01:16	47 414.165911835925
8	Ginga/LAC		1990 Sep. 11 15:04:35	1990 Sep. 13 09:18:11	48 146.51075733274
9	ROSAT/PSPC	RP400274N00	1992 Oct. 17 13:05:47	1992 Oct. 19 15:24:20	48 913.59379352164
10	ASCA/GIS3	40004000	1993 May 02 18:11:00	1993 May 03 09:46:17	49 110.082393510115
11	RXTE/PCA	P10109-01-01-00, P10109-01-02-00, P10109-01-04-01, P10109-01-04-00, P10109-02-01-00, P10109-02-02-00, P10109-02-03-00, P10109-02-04-00, P10109-02-05-00, P10109-02-06-00, P10109-02-07-00, P10109-02-08-00, P10109-02-09-00, P10109-02-10-00, P10109-02-10-02	1996 Feb. 02 00:14:56	1996 May 23 11:20:00	50 174.74129123185
12	RXTE/PCA	P10109-01-05-00, P10109-01-06-00, P10109-01-07-00, P10109-01-08-00, P10109-01-09-00	1996 Jun. 01 17:38:40	1996 Oct. 29 11:00:34	50 310.596956288645
13	<i>BeppoSAX</i> /MECS	20106001	1997 Apr. 27 21:00:06	1997 Apr. 28 19:51:02	50 566.35264963594
14	RXTE/PCA	P30066-01-01-04, P30066-01-01-00, P30066-01-01-01, P30066-01-01-02, P30066-01-01-03, P30066-01-02-00, P30066-01-02-01, P30066-01-02-02, P30066-01-02-03	1998 Jun. 23 23:06:40	1998 Jul. 20 15:35:55	51 001.306447481845
15	RXTE/PCA	P30066-01-02-04, P30066-01-02-07, P30066-01-02-08, P30066-01-03-00, P30066-01-03-01, P30066-01-03-02, P30066-01-03-03, P30066-01-03-04, P30066-01-03-05, P30066-01-04-00	1998 Jul. 21 07:11:44	1998 Sep. 16 02:52:32	51 043.70980975036
16	RXTE/PCA	P30066-01-05-01, P30066-01-05-00, P30066-01-06-00, P30066-01-06-01, P30066-01-07-00, P30066-01-07-01	2001 May 27 08:14:47	2001 Jul. 01 19:15:33	52 074.07302734295
17	<i>BeppoSAX</i> /MECS	21373002	2001 Oct. 01 03:40:16	2001 Oct. 02 07:01:06	52 183.72270184033
18	RXTE/PCA	P50026-03-01-00, P50026-03-01-01	2001 Oct. 01 10:35:44	2001 Oct. 01 22:16:03	52 183.684644754605
19	RXTE/PCA	P70034-02-02-01, P70034-02-02-00	2002 Sep. 25 00:43:12	2002 Sep. 25 09:31:12	52 542.21332826887
20	XMM/Epic-pn	0085290301	2002 Sep. 25 04:18:29	2002 Sep. 25 08:28:27	52 542.266295747205
21	INTEGRAL/JEM-X		2003 Nov. 09 09:04:11	2003 Nov. 20 12:18:01	52 957.945226848465
22	<i>Chandra</i> /HETGS	4584	2004 Aug. 07 02:34:45	2004 Aug. 07 16:14:53	53 224.59478392645
23	<i>Suzaku</i> /XIS0	401095010	2006 Nov. 08 06:09:51	2006 Nov. 09 02:42:02	54 048.3655207864
24	RXTE/PCA	P95093-01-01-00, P95093-01-01-01	2010 Jun. 19 13:41:52	2010 Jun. 21 07:21:46	55 367.43875650959
25	<i>Chandra</i> /LETGS	15271, 15657	2013 Jun. 15 13:56:17	2013 Jun. 18 05:13:17	56 459.89915961875
26	<i>Swift</i> /XRT	00033336001	2014 Jul. 15 08:04:57	2014 Jul. 15 22:36:46	56 853.63959388178
27	<i>Suzaku</i> /XIS0	409032010, 409032020	2014 Oct. 14 16:49:56	2014 Oct. 22 2:40:56	56 949.56345974802