



Publication Year	2020
Acceptance in OA	2022-02-17T13:38:06Z
Title	The Galactic LMXB Population and the Galactic Centre Region
Authors	Sazonov, S., PAIZIS, ADAMANTIA, BAZZANO, ANGELA, Chelovekov, I., Khabibullin, I., Postnov, K., Mereminskiy, I., FIOCCHI, MARIATERESA, Bélanger, G., Bird, A. J., Bozzo, E., Chenevez, J., Del Santo, M., Falanga, M., FARINELLI, Ruben, Ferrigno, C., Grebenev, S., Krivonos, R., Kuulkers, E., Lund, N., Sanchez-Fernandez, C., Tarana, A., Ubertini, P., Wilms, J.
Publisher's version (DOI)	10.1016/j.newar.2020.101536
Handle	http://hdl.handle.net/20.500.12386/31412
Journal	NEW ASTRONOMY REVIEWS
Volume	88

The Galactic LMXB Population and the Galactic Centre Region

S. Sazonov^{a,b,*}, A. Paizis^c, A. Bazzano^d, I. Chelovekov^a, I. Khabibullin^{e,a}, K. Postnov^f, I. Mereminskiy^a, M. Fiocchi^d, G. Bélanger^g, A.J. Bird^h, E. Bozzoⁱ, J. Chenevez^j, M. Del Santo^k, M. Falanga^l, R. Farinelli^m, C. Ferrignoⁱ, S. Grebenev^a, R. Krivonos^a, E. Kuulkers^{g,n}, N. Lund^j, C. Sanchez-Fernandez^g, A. Tarana^o, P. Ubertini^d, J. Wilms^p

^aSpace Research Institute, Profsoyuznaya 84/32, 117997 Moscow, Russia

^bNational Research University Higher School of Economics, Myasnitskaya ul. 20, 101000 Moscow, Russia

^cINAF-IASF, via Alfonso Corti 12, I-20133 Milano, Italy

^dINAF-IAPS, via Fosso del Cavaliere, 00133 Roma, Italy

^eMax-Planck-Institut für Astrophysik, Karl-Schwarzschild-Strasse 1, 85741 Garching, Germany

^fSternberg Astronomical Institute, M.V. Lomonosov Moscow State University, Universitetskij pr. 13, 119234 Moscow, Russia

^gESA/ESAC, 28691 Villanueva de la Cañada, Madrid, Spain

^hUniversity of Southampton, United Kingdom

ⁱUniversity of Geneva, Department of Astronomy, Chemin d'Ecogia 16, 1290, Versoix, Switzerland

^jDTU Space, National Space Institute, Technical University of Denmark, Elektrovej 328, DK-2800 Lyngby, Denmark

^kINAF-IASF Palermo, Via U. La Malfa 153, I-90146 Palermo, Italy

^lInternational Space Science Institute, Hallerstrasse 6, CH-3012 Bern, Switzerland

^mINAF, Osservatorio di Astrofisica e Scienza dello Spazio, via Gobetti 101, I-40129 Bologna, Italy

ⁿESA/ESTEC, Keplerlaan 1, 2201 AZ Noordwijk, The Netherlands

^oLiceo Scientifico F. Enriques, via F. Paolini, 196, I-00122, Ostia (Rome), Italy

^pDr. Karl Remeis-Sternwarte and Erlangen Centre for Astroparticle Physics, Universität Erlangen-Nürnberg, Sternwartstr. 7, 96049, Bamberg, Germany

Abstract

Seventeen years of hard X-ray observations with the instruments of the *INTEGRAL* observatory, with a focus on the Milky Way and in particular on the Galactic Centre region, have provided a unique database for exploration of the Galactic population of low-mass X-ray binaries (LMXBs). Our understanding of the diverse energetic phenomena associated with accretion of matter onto neutron stars and black holes has greatly improved. We review the large variety of *INTEGRAL* based results related to LMXBs. In particular, we discuss the spatial distribution of LMXBs over the Galaxy and their X-ray luminosity function as well as various physical phenomena associated with Atoll and Z sources, bursters, symbiotic X-ray binaries, ultracompact X-ray binaries and persistent black hole LMXBs. We also present an up-to-date catalogue of confirmed LMXBs detected by *INTEGRAL*, which comprises 166 objects. Last but not least, the long-term monitoring of the Galactic Centre with *INTEGRAL* has shed light on the activity of Sgr A* in the recent past, confirming previous indications that our supermassive black hole experienced a major accretion episode just ~ 100 years ago. This exciting topic is covered in this review too.

Keywords: X-ray binaries, INTEGRAL observatory, accretion, black holes, neutron stars, Sgr A*

Contents		2.1 IBIS and JEM-X catalogues	4
		2.2 Follow-up efforts	5
1 Introduction	2	3 The INTEGRAL LMXB sample	6
2 Discovery and monitoring of LMXBs with INTEGRAL	3	4 The Galactic LMXB population	6
		4.1 Spatial distribution	6
		4.2 Hard X-ray luminosity function . . .	12
		4.3 LMC and SMC	14

*Corresponding author

Email address: sazonov@iki.rssi.ru (S. Sazonov)

5	Weakly magnetized neutron stars	14
5.1	Atoll and Z sources	14
5.1.1	Spectral states	15
5.1.2	Hard tails in Z sources	16
5.1.3	Not only Z sources	17
5.1.4	Discrete features and Compton bump	18
5.1.5	A comprehensive scenario	19
5.2	Thermonuclear bursts	20
5.2.1	Discovery of new X-ray bursters	21
5.2.2	Burst catalogues	21
5.2.3	Long bursts	22
5.2.4	Normal bursts: case studies	23
5.2.5	New insights into theory	26
5.3	Dips and eclipses	26
6	X-ray pulsars	27
6.1	'Normal' X-ray pulsars	27
6.1.1	Her X-1	27
6.1.2	4U 1626–67	28
6.1.3	Positive CRSF energy – luminosity correlation and long-term CRSF energy evolution	29
6.2	Symbiotic X-ray binaries	29
7	Ultracompact X-ray binaries	32
8	Persistent BH LMXBs	34
8.1	1E 1740.7–2942 and GRS 1758–258	34
8.2	4U 1957+115	37
9	Sgr A*: persistent emission, flares, and X-ray echoes of the past activity	37
10	Conclusions	40

1. Introduction

X-ray binaries divide into high-mass and low-mass ones (HMXBs and LMXBs, respectively) according to the mass of the companion star feeding the relativistic compact object (a neutron star, NS, or a black hole, BH). In HMXBs, the donor is an early-type star with a mass exceeding $\sim 5 M_{\odot}$, while in LMXBs the donor is less massive than $\sim 1 M_{\odot}$ and is either a main-sequence or evolved late-type star or a white dwarf. There is also a small subclass of intermediate-mass X-ray binaries (IMXBs), with the donor's mass lying between the two limiting values quoted above, such as Hercules X-1. Although huge energy release in the form

of X-rays due to accretion onto a relativistic compact object unites HMXBs and LMXBs, these two classes turn out to be quite different as concerns their origin, evolution, abundance in the disc and bulge of the Milky Way and other galaxies, and the spectral and timing properties of their X-ray emission. The *INTEGRAL* observatory (Winkler et al., 2003a, 2011) has greatly increased our knowledge of the Galactic HMXB and LXMB populations, and the aim of the present review is to summarize *INTEGRAL* based results related to LMXBs. *INTEGRAL* achievements pertaining to HMXBs are overviewed by Kretschmar et al. in the same volume.

LMXBs are interesting for a number of reasons. First, they are ideal for detailed studies of the physics of accretion onto relativistic compact objects (see e.g. Done et al. 2007 for a review). They also allow us to study phenomena (such as type I X-ray bursts) occurring at the surface of NSs and thereby infer the fundamental properties thereof (see Özel and Freire 2016 for a review). Finally, as LXMBs constitute just a tiny fraction of the old stellar population of the Milky Way and other galaxies, they represent exotic evolution tracks of binary stars and are crucial for testing models of stellar evolution and supernova explosions (e.g. Belczynski et al. 2008; Casares et al. 2017). It is also worth noting that despite the extreme rarity of LMXBs, they completely dominate the X-ray output of the old stellar population of the Milky Way and other galaxies, with other, much more numerous stellar-type X-ray sources, such as cataclysmic variables (CVs) and coronally active stars, contributing just a few per cent to the cumulating X-ray luminosity (Sazonov et al., 2006).

The history of LMXBs began in 1962 together with that of X-ray astronomy, when the first X-ray source outside of the Solar System and the brightest persistent X-ray source in the sky Scorpio X-1 was discovered by Riccardo Giacconi and his colleagues with a detector on board a sounding rocket (Giacconi et al., 1962; Giacconi, 2003). Subsequent efforts led to the identification of Sco X-1 with an optical star of 13th visual magnitude (Sandage et al., 1966) and in 1967 (shortly before the discovery of radio pulsars), Shklovsky proposed that accretion of gas from a normal companion onto a NS in a close binary system might be behind (Shklovsky, 1967). This idea was not immediately accepted since it was thought that the supernova leading to the formation of the NS would break the binary system

apart.

Systematic population studies of LMXBs and X-ray binaries in general became possible in the 1970s, when the *Uhuru* satellite carried out its famous all-sky X-ray survey and detected about 400 X-ray sources (Forman et al., 1978), largely Galactic X-ray binaries. Since then, several generations of X-ray observatories have followed in orbit and dramatically broadened our knowledge of X-ray binaries.

Already in the 1970s, it was revealed that apart from soft X-ray photons, accreting NSs and BHs also produce hard X-ray radiation (e.g. Sunyaev and Truemper 1979), and this was one of the main drivers for further development of space-borne hard X-ray instruments. The hard X-ray band (above ~ 10 keV) is important also because it provides a virtually unobscured view of the entire Milky Way. Massive studies of LMXBs in X-rays became possible in the second half of the 1980s when imaging instruments based on the coded-aperture principle began to operate in orbit. One of the most successful observatories of this kind was *GRANAT* (1989–1998), a predecessor of *INTEGRAL* in many respects. Among the most important results of *GRANAT* are (i) detailed maps of the Galactic Centre region in the soft (4–20 keV) and hard (40–150 keV) X-ray bands, which enabled the discovery of a number of X-ray binaries, and (ii) high-quality broad-band spectra of accreting NSs and BHs (e.g. Pavlinsky et al. 1994; Churazov et al. 1994).

The *INTEGRAL* observatory, launched in 2002, with its broad energy coverage, large field of view, good angular, spectral and timing resolution, is particularly well suited for systematically studying Galactic populations of X-ray sources. With this understanding, *INTEGRAL*'s observational programme heavily focused on the Galactic part of the sky in the first years of the mission. This policy has been gradually changing towards a more homogeneous sky coverage over the subsequent years, but the exposure accumulated over the Milky Way has been constantly increasing and now (as of 2019) the *INTEGRAL* hard X-ray map provides a unique, multi-year long view of the Galaxy (see Krivonos et al. in this volume for a review). A particularly long exposure (~ 40 Ms per position) has been accumulated in the Galactic Centre region of ~ 30 deg radius, including the entire Galactic bulge. This is especially valuable for studies of LMXBs, since they belong to the old stellar population.

In addition, the *INTEGRAL* observations of the Galactic Centre region have provided exciting new

information on the violent activity of the central supermassive black hole (Sgr A*) in its recent past (several hundred years) via the detection of a hard X-ray ‘echo’ from the Sgr B2 giant molecular cloud, which has been intensively followed up by other X-ray missions. The present review covers this topic as well.

The LMXB theme is very broad and there are a number of distinct subclasses of LMXBs. In this review, we present the relevant *INTEGRAL* results with particular attention to the LMXB identification, catalogues and population studies (Sections 2, 3, 4). Results on weakly magnetized NS binaries (Section 5) and X-ray pulsars (Section 6) are also presented, together with ultracompact binaries (Section 7), persistent BH LMXBs (Section 8) and the aforementioned Sgr A* (Section 9). BH X-ray transients and accreting millisecond X-ray pulsars are presented in separate reviews of relevant *INTEGRAL* results (Motta et al. and Papitto et al., respectively) in the same volume.

2. Discovery and monitoring of LMXBs with INTEGRAL

In the first years of the mission, about a third of the *INTEGRAL* observing time was allocated for the institutes that had developed the instruments, for the *INTEGRAL* Science Data Centre (Courvoisier et al., 2003) and for the Russian scientists in return for providing the Proton launcher. This so-called Core Programme mostly consisted of a deep survey of the central radian of the Galaxy and frequent scans of the Galactic plane. Early results of these campaigns were reported by Winkler et al. (2003b); Paizis et al. (2003); Del Santo et al. (2003); Rodriguez et al. (2003). In particular, Paizis et al. (2003), using a sample of 8 bright NS LMXBs (Atoll and Z sources), demonstrated the ability of the JEM-X (Lund et al., 2003), IBIS/ISGRI (Ubertini et al., 2003; Lebrun et al., 2003) and SPI (Vedrenne et al., 2003) instruments aboard *INTEGRAL* to perform broad-band (from ~ 5 to several hundred keV) X-ray spectroscopy of Galactic X-ray binaries, confirming pre-launch expectations.

Revnivtsev et al. (2004b) carried out a systematic analysis of IBIS/ISGRI 15–60 keV maps of the $\sim 35^\circ \times 25^\circ$ central region of the Galaxy using deep observations (2 Ms total time) performed in August and September 2003 (as part of the Guest Observer Programme, complementing the Core Programme). A total of 60 point-like sources were detected above

a threshold of 1–2 mCrab, of which 9 were new discoveries. Of the previously known 51 sources, 38 were LMXBs. Similar systematic studies based on early *INTEGRAL*/IBIS observations were carried out in the Galactic plane, where ~ 60 previously known or newly identified LMXBs as well as a few dozen unidentified sources were found (Bird et al., 2004; Molkov et al., 2004; Revnivtsev et al., 2006).

A lot of further observations of the Milky Way have been performed over the course of the mission. In particular, long-term campaigns of regular (every *INTEGRAL* revolution when permitted by visibility constraints) monitoring of the Galactic bulge¹ and Galactic plane² have been carried out since 2005 and 2011, respectively, with the data becoming publicly available nearly immediately to enable rapid follow-up observations. The main goal of these multi-year monitoring programmes is to study the variability and transient activity of hard X-ray sources, in particular LMXBs, on various time scales from hours to years (Kuulkers et al., 2007).

The Optical Monitoring Camera (OMC) on board *INTEGRAL* (Mas-Hesse et al., 2003) provides simultaneous photometry in the Johnson V-band. The first decade of *INTEGRAL* observations resulted in an OMC database containing light curves for more than 70,000 sources brighter than $V \sim 18$ and with more than fifty photometric points each. Alfonso-Garzón et al. (2012) characterized the potential variability of these sources. They found about 5,000 confirmed variable sources for which they provide (together with other information) the median of the visual magnitude, charts, light curves in machine readable format and, when found, the period and period-folded light curves. Such results for all the sources contained in the updated OMC-variable catalogue (currently comprising about 150 LMXBs) can be browsed and retrieved from <http://sdc.cab.inta-csic.es/omc/>.

2.1. IBIS and JEM-X catalogues

The absolute majority of sources detected by *INTEGRAL* are point-like and the main role in their detection and monitoring is played by the ISGRI detector of the IBIS instrument. As reviewed by Krivonos et al. in this volume, two main teams, one led by A. Bird and another led by R. Krivonos, have been independently compiling and updating

catalogues of sources detected by IBIS over the sky. Below we briefly describe, with a focus on LMXBs, the key catalogues that have been published in the last ten years. Previous *INTEGRAL* works comprise the *INTEGRAL*/IBIS census of the sky beyond 100 keV (Bazzano et al., 2006) and the first IBIS/ISGRI soft gamma-ray Galactic plane survey catalogue (Bird et al., 2004).

The IBIS 7-year all-sky survey catalogue (Krivonos et al., 2010), covering the observations performed from December 2002 up to July 2009, contained 521 sources detected in the 17–60 keV energy band, including 101 LMXBs and 38 unidentified sources. The IBIS catalogue compiled after 1000 *INTEGRAL* orbits (up to the end of 2010, Bird et al. 2016) comprised 939 sources detected in the 17–100 keV energy band, of which 129 were classified as LMXBs and 9 as X-ray binaries (i.e. either HMXBs or LMXBs), with 219 objects remaining unidentified at the time of publishing. The IBIS 9-year Galactic hard X-ray survey (Krivonos et al., 2012) was restricted to the Galactic plane region ($|b| < 17.5^\circ$) and contained 402 sources detected in the 17–60 keV energy band, including 108 LMXBs and 34 unidentified objects. Recently, an updated analysis of the IBIS data for the $|b| < 17.5^\circ$ region was carried out by Krivonos et al. (2017b) based on 14 years (up to March 2017) of observations. A total of 522 sources were detected in the 17–60 keV energy band, including 72 newly found objects (i.e. not present in any previous *INTEGRAL* catalogues). Most of these sources are weak, ~ 0.2 – 0.5 mCrab (which is the typical depth of the current IBIS map near the Galactic plane), or $\lesssim 10^{-11}$ erg s⁻¹ cm⁻² in the 17–60 keV energy band, and were unidentified at the time of publishing.

It is also necessary to mention a catalogue of sources detected using the 11-year (up to January 2014) map of the sky obtained with IBIS at energies above 100 keV (Krivonos et al., 2015). A total of 88 sources were detected with a significance of more than 5σ in the 100–150 keV energy band, of which 38 are LMXBs. In the same study, a similar analysis was also done for the even harder energy band of 150–300 keV, which led to the detection of 25 sources, more than half of which (13) are LMXBs. This clearly demonstrates that (i) LMXBs efficiently generate not only X-rays but also soft gamma-rays and that (ii) despite the extreme rarity of such objects among the Galactic stars, they, together with active galactic nuclei (AGN), dominate the hard X-ray/soft gamma-ray sky at the flux

¹<http://integral.esac.esa.int/BULGE/>

²<http://gpsiasf.iasf-roma.inaf.it/>

levels (a few mCrab) accessible to the *INTEGRAL* observatory.

Observations with JEM-X, another imaging instrument aboard *INTEGRAL* have nicely complemented the IBIS/ISGRI Galactic hard X-ray surveys described above. JEM-X is sensitive in the softer, 3–35 keV, but overlapping energy band, has a fairly large field of view (13.2° diameter at zero response) and a factor of ~ 3 better angular resolution ($\sim 3'$ FWHM) compared to IBIS. These characteristics make the JEM-X database a valuable source of information on LXMBs and other Galactic populations of X-ray sources.

Grebenev and Mereminskiy (2015) analyzed the JEM-X data obtained from February 2003 to April 2013 and constructed maps of the Galactic Centre region with a radius of 20° in the 5–10 and 10–25 keV energy bands, with a typical depth of 1–2 mCrab. This represents a significant improvement in terms of area (~ 1200 vs ~ 100 sq. deg) over the X-ray maps of similar quality available for this region from previous missions. A total of 83 sources were detected on the time-averaged JEM-X maps and an additional 22 ‘transients’ were found on images obtained in individual *INTEGRAL* pointings or revolutions. All of these sources, except one (IGR J17452–2909), were already known from previous missions or IBIS observations. As could be expected for the ~ 10 keV energy band, the vast majority of objects in the JEM-X Galactic Centre catalogue are LXMBs (73 of the 105 sources), and this sample has proved very useful for studying statistical properties of the Galactic LXMB population (see §4 below).

2.2. Follow-up efforts

Sometimes, when *INTEGRAL* discovers (or re-discovers) a source, its likely LXMB origin is strongly suggested by its X-ray behaviour inferred from the *INTEGRAL* data: e.g. the detection of type-I X-ray bursts allows one to unambiguously classify the object as a NS LXMB, while an X-ray nova-like behaviour implies a BH LXMB origin. However, more often the identification and classification of LXMBs among *INTEGRAL* sources discovered in the crowded and heavily obscured Galactic plane and Galactic Centre regions is not easy. Given the moderately good localization accuracy (a few arcmin for weak, \sim mCrab, sources) provided by IBIS, the process of identification of an *INTEGRAL* source usually includes several stages: (i)

search for a likely association in existing (soft) X-ray catalogues (e.g. the *ROSAT* all-sky survey catalogue), which may provide preliminary information on the object’s nature (in particular, whether it is persistent or transient) and substantially reduce the localization area for further investigation, (ii) follow-up ‘snapshot’ observations with a focusing X-ray telescope, primarily aimed at obtaining an accurate position, and (iii) follow-up observations with ground-based optical (and sometimes radio) telescopes using the improved coordinates.

Already at the early stage of the *INTEGRAL* mission, such follow-up efforts, complemented by analyses of archival data of previous missions, led to the identification of several likely NS and BH LXMBs among the first ‘IGR’ hard X-ray sources: IGR J17091–3624, IGR J17303–0601, IGR J17464–3213 and IGR J17597–2201 (Masetti et al., 2004b; Lutovinov et al., 2005b). Particularly exciting were the discoveries of a new accretion-powered millisecond pulsar IGR J00291+5934 (Falanga et al., 2005) and a new symbiotic X-ray binary IGR J16194–2810 (Masetti et al., 2007), which became just the 6th and 5th known objects of these exotic classes, respectively.

Also previously known sources in the crowded Galactic Centre have been studied thanks to the high spatial resolution and sensitivity in the hard X-rays provided by *INTEGRAL*. An example is the persistent 1E 1743.1–2843 ($l, b = 0.26, -0.03$) whose 20–40 keV emission has been reported for the first time by Bird et al. (2004) using *INTEGRAL*/IBIS data. The broad-band (*INTEGRAL*, *XMM-Newton* and *Chandra*) spectrum has then been studied in detail by Del Santo et al. (2006) providing the first evidence of emission up to 70 keV and suggesting that 1E 1743.1–2843 could be a NS LXMB located beyond the Galactic Centre.

Since the optical counterparts of LXMBs are usually dim (in particular compared to HMXBs), the selection of the right counterpart in the optical and near-infrared (NIR) maps of the Milky Way is often non-trivial even when an accurate (a few arcsec) position is available from follow-up X-ray observations. Optical/NIR spectroscopy is usually also difficult. Nevertheless, in such cases, a plausible LXMB origin can often be inferred from an analysis of the source’s spectral energy distribution (SED). Specifically, a low optical–NIR/X-ray flux ratio strongly suggests an LXMB (rather than e.g. HMXB, AGN, CV or stellar-coronal) origin. This SED-based approach has been successfully used to

unveil a number of previously unknown LMXBs among *INTEGRAL* sources (e.g. Chaty et al. 2008; Paizis et al. 2011; Curran et al. 2011 and the on-line catalogue of *INTEGRAL* sources identified through optical and NIR spectroscopy³).

Furthermore, the same method allows one to constrain the size of an LMXB through the well-known relation (van Paradijs and McClintock, 1994) between the size of a binary (a) and its optical/NIR and X-ray luminosities (L_V and L_X , respectively), **There was an error here!** $L_V \propto L_X^{1/2} a$, which reflects the fact that the optical/NIR emission of LMXBs mainly arises via reprocessing of part of the X-ray radiation in the outer parts of the accretion disc. Zolotukhin and Revnivtsev (2011, 2015) applied this approach to a dozen of suspected LMXBs in the Galactic bulge selected from the *INTEGRAL* surveys of the region, including several ‘IGR’ sources, and obtained interesting upper limits on their orbital periods. For one object (IGR J17597–2201), they concluded that it is likely yet another representative of the exotic class of symbiotic LMXBs.

One of the most recent follow-up results associated with new LMXBs found by *INTEGRAL* is the discovery in 2018 of the transient source IGR J17591–2342. This was followed by an extensive programme of X-ray (*Chandra*, *NICER*, *NuSTAR* and *Neil Gehrels Swift*), optical, IR and radio observations, which revealed that this object is an accreting millisecond X-ray pulsar (see Nowak et al. 2019 and references therein).

3. The *INTEGRAL* LMXB sample

In Table 1 we show the list of LMXBs detected by *INTEGRAL*, consisting of 166 objects. The table has been compiled starting from the latest *INTEGRAL* General Reference Catalogue⁴ (version 43, June 2019). LMXBs have been selected according to the widely used ‘*CLASS*’ parameter (14XX and 15XX) relative to known LMXBs that have been detected by *INTEGRAL*, be it at a single pointing level or mosaic, as found in the literature. LMXBs detected later than June 2019 have also been added, together with sources that are labeled as unidentified in the catalogue (*CLASS*=9000 and 9999) and that turned out to be LMXBs in

later literature. A careful search of the literature has also been performed to select LMXBs among sources that are generically labeled as ‘X-ray binary’ (*CLASS*=10XX) and ‘Symbiotic star’ (*CLASS*=1940) in the reference catalogue.

In the table, NS as well as (candidate) BHs are given. Source names, coordinates, relative type/comments and distances are provided. ‘IGR’ sources (a total of 33 objects discovered by *INTEGRAL*) are shown in bold, with the discovery reference indicated. Unless otherwise stated, the information listed in the table is taken from the following catalogues: Liu et al. (2007); Bird et al. (2016) and the aforementioned *INTEGRAL* general reference catalogue.

The positions of the sources listed in Table 1 on the sky are shown in Fig. 1. Their spatial distribution is discussed in the next Section.

4. The Galactic LMXB population

The currently achieved depth of the IBIS maps enables finding hard X-ray sources with luminosity (17–60 keV) $L_{\text{hx}} > 10^{35} \text{ erg s}^{-1}$ over most of the Galactic disc, while the bulge is pierced through at even lower luminosities of $L_{\text{hx}} > 5 \times 10^{34} \text{ erg s}^{-1}$ (Krivonos et al., 2017b). As a result, *INTEGRAL* provides unique unbiased statistics of both high- and low-luminosity LMXBs.

4.1. Spatial distribution

LMXBs belong to the old stellar population and are expected to trace the distribution of stars over the Milky Way (as opposed to HMXBs, which are tracers of recent star formation activity) and, in particular, to concentrate towards the centre of the Galaxy. Although this behaviour was already evident with previous missions (Gursky and Schreier, 1975; Skinner, 1993; Grebenev et al., 1996; Grimm et al., 2002), *INTEGRAL*, thanks to its unique combination of broad energy band, wide field of view, good angular resolution and more than 15 years of observations, has provided a much richer and sharper picture of the Galactic LMXB population.

The anticipated concentration of HMXBs to spiral arm tangents and LMXBs towards the Galactic Centre has been becoming more evident as the *INTEGRAL* (IBIS) catalogues have been increasing in size (e.g. Dean et al. 2005; Bodaghee et al. 2007; Krivonos et al. 2015). Moreover, the concentration of a substantial fraction of the unidentified

³<http://www.iasfbo.inaf.it/~masetti/IGR/main.html>

⁴<https://www.isdc.unige.ch/integral/science/catalogue>

Table 1: List of LMXBs detected by *INTEGRAL*

Id	Source	RA	Dec	Type, comments	D (kpc)
1	IGR J00291+5934 (1)	7.263	59.572	AMXP (599 Hz)	4.2 (D1)
2	IGR J04288-6702 (2)	67.194	-67.075	γ -ray binary	2.4 (D2)
3	4U 0513-40	78.527	-40.044	UCXB, B	12.1 (D3)
4	LMC X-2	80.121	-71.965	in LMC	50
5	H 0614+091	94.280	9.137	UCXB, B ($\nu_{\text{spin}} = 477$ Hz)	3.2 (D4)
6	EXO 0748-676	117.141	-67.752	B ($\nu_{\text{spin}} = 522$ Hz)	7.4 (D5)
7	GS 0836-429	129.348	-42.900	B	<9.2 (D6)
8	SWIFT J0911.9-6452	138.010	-64.868	AMXP (334 Hz)	9.5 (D7)
9	4U 0919-54	140.11229	-55.20686	UCXB, B	4.1-5.4 (D8)
10	XSS J12270-4859	186.994	-48.895	AMXP (593 Hz)	1.4 (D9)
11	3A 1246-588	192.41504	-59.08703	UCXB, B	4.3 (D10)
12	1H 1254-690	194.405	-69.28917	B	7.6 (D11)
13	SAX J1324.3-6313	201.161	-63.228	B	<6.2 (D12)
14	4U 1323-62	201.650	-62.136	B	15 (D13)
15	GS 1354-645	209.541	-64.735	BH	≥ 25 (D14)
16	MAXI J1421-613	215.408	-61.607	B	<7 (D15)
17	IGR J14298-6715 (3)	217.499	-67.246		~ 10 (D16)
18	Cir X-1	230.170	-57.167	B	9.4 (D17)
19	SWIFT J1539.2-6227	234.799	-62.467	BHC	
20	4U 1543-624	236.977	-62.568	UCXB	7 (D18)
21	XTE J1550-564	237.744	-56.476	BH, μ QSO	4.4 (D19)
22	4U 1556-60	240.259	-60.738		4 (D20)
23	4U 1608-522	243.179	-52.423	B ($\nu_{\text{spin}} = 619$ Hz)	3.6 (D5)
24	IGR J16194-2810 (4)	244.888	-28.127	SyXB	≤ 3.7 (D21)
25	Sco X-1	244.979	-15.640		2.8 (D22)
26	AX J1620.1-5002	245.091	-50.019	B	8.4 (D23)
27	4U 1624-49	247.011	-49.198		15 (D24)
28	IGR J16287-5021 (5)	247.111	-50.377		
29	IGR J16293-4603 (6)	247.303	-46.047		
30	4U 1626-67	248.070	-67.461	UCXB, P (0.13 Hz)	5-13 (D25)
31	4U 1630-47	248.501	-47.394	BHC	<11.8 (D26)
32	IGR J16358-4726 (7)	248.974	-47.428	SyXB	$\lesssim 13$ (D27)
33	4U 1636-53	250.231	-53.751	B ($\nu_{\text{spin}} = 582$ Hz)	
34	GX 340+0	251.448	-45.611		
35	XTE J1652-453	253.084	-45.344	BHC	
36	GRO J1655-40	253.500	-39.845	BH, μ QSO	3.2 (D28)
37	Her X-1	254.457	35.342	P ($\nu_{\text{spin}} = 0.8$ Hz)	6.1 (D29)
38	MAXI J1659-152	254.761	-15.256	BHC	
39	IGR J16597-3704 (8)	254.887	-37.120	UCXB, AMXP (105 Hz)	9.1 (D30)
40	XTE J1701-462	255.243	-46.185		8.8 (D31)
41	XTE J1701-407	255.434	-40.858	B	5.0 (D32)
42	H 1658-298	255.526	-29.945	B	9 (D5)
43	GX 339-4	255.706	-48.789	BH	>6 (D33)
44	GX 349+2	256.435	-36.423		9.2 (D34)
45	H 1702-429	256.563	-43.035	B	5.5 (D35)

46	IGR J17062–6143 (9)	256.569	–61.711	UCXB, AMXP (163 Hz), B	7.3 (D36)
47	H 1705–250	257.060	–25.091	BHC	8.6 (D37)
48	4U 1705–32	257.226	–32.332	UCXB, B	13 (D38)
49	H 1705–440	257.226	–44.102	B	8.4 (D37)
50	IGR J17091–3624 (10)	257.281	–36.407	BHC, μ QSO	
51	XTE J1709–267	257.376	–26.655	B	8.5 (D39)
52	IGR J17098–3628 (11)	257.441	–36.466	BHC	10.5 (D40)
53	XTE J1710–281	257.551	–28.131	B	17.3 (D37)
54	4U 1708–40	258.099	–40.842	B	<16 (D41)
55	SAX J1712.6–3739	258.141	–37.643	B	7 (D42)
56	2S 1711–339	258.582	–34.046	B	7.5 (D43)
57	IGR J17177–3656 (12)	259.427	–36.934	BHC	
58	IGR J17191–2821 (13)	259.813	–28.299	B ($\nu_{\text{spin}} = 295$ Hz)	<8.6 (D44)
59	GRS 1716–249	259.903	–25.017	BHC	2.4 (D45)
60	IGR J17197–3010 (14)	259.965	–30.033	SyXB	
61	XTE J1720–318	259.975	–31.748	BHC	
62	IGR J17233–2837 (15)	260.845	–28.631	AMXP (537 Hz)	0.9 (D3)
63	IGR J17254–3257 (16)	261.353	–32.954	B	<14.5 (D46)
64	XTE J1726–476	261.707	–47.639	BHC	
65	4U 1722–30	261.888	–30.801	B	9.5 (D47)
66	IGR J17285–2922 (17)	262.162	–29.362	BHC	>4 (D48)
67	3A 1728–169	262.934	–16.961		
68	GX 354–0	262.989	–33.834	B, P	5.3 (D37)
69	GX 1+4	263.009	–24.745	SyXB	4.3 (D49)
70	IGR J17329–2731 (18)	263.227	–27.530	SyXB	2.7 (D50)
71	4U 1730–335	263.350	–33.387	B	8.8 (D47)
72	SWIFT J1734.5–3027	263.602	–30.398	B	7.2 (D51)
73	IGR J17353–3539 (19)	263.847	–35.670	B	≤ 9.5 (D52)
74	IGR J17379–3747 (5)	264.495	–37.772	B, P (468 Hz)	
75	SLX 1735–269	264.571	–26.994	B	<13 (D53)
76	4U 1735–444	264.742	–44.450	B	9.4 (D37)
77	GRS 1736–297	264.887	–29.723		
78	XTE J1739–285	264.974	–28.496	B ($\nu_{\text{spin}} = 1122$ Hz)	<10.6 (D54)
79	SLX 1737–282	265.162	–28.296	B	7.3 (D55)
80	IGR J17407–2808 (20)	265.175	–28.124		
81	GRS 1739–278	265.654	–27.783	BHC, T	
82	XTE J1743–363	265.755	–36.372	SyXB	5 (D56)
83	1E 1740.7–2942	265.978	–29.745	BHC, μ QSO	
84	IGR J17445–2747 (21)	266.126	–27.766	B	<12.3 (D57)
85	GRO J1744–28	266.137	–28.738	P (2.1 Hz)	~ 8 (D58)
86	XMMU J174445.5–295044	266.189	–29.845	SyXB	3.1 (D59)
87	KS 1741–293	266.233	–29.351	B	6.2 (D60)
88	XMM J174457–2850.3	266.243	–28.837	B	6.5 (D61)
89	GRS 1741.9–2853	266.259	–28.913	B	7 (D62)
90	IGR J17451–3022 (22)	266.278	–30.378		

91	SWIFT J174510.8–262411	266.294	–26.404		<7 (D63)
92	IGR J17454–2919 (23)	266.366	–29.331		
93	1A 1742–289	266.404	–29.018	B	≥8 (D64)
94	1A 1742–294	266.522	–29.515	B	8.1 (D37)
95	H 1743–322	266.566	–32.233	BHC, μ QSO	8.5 (D65)
96	1A 1743–288	266.760	–28.883	B	7.5 (D66)
97	1E 1743.1–2843	266.587	–28.728		
98	XMMU J174716.1–281048	266.817	–28.180	B	8.4 (D67)
99	IGR J17473–2721 (24)	266.825	–27.344	B	6.4 (D68)
100	SLX 1744–300	266.855	–30.044	B	
101	SLX 1744–299	266.858	–30.020	B	
102	GX 3+1	266.983	–26.563	B	<6.5 (D5)
103	EXO 1745–248	267.0216	–24.780	B	5.5 (D69)
104	1A 1744–361	267.080	–36.121	B ($\nu_{\text{spin}} = 530$ Hz)	<9 (D70)
105	IGR J17494–3030 (25)	267.349	–30.499		
106	H 1745–203	267.222	–20.367	B	8.4 (D47)
107	SWIFT J1749.4–2807	267.382	–28.134	B, AMXP (518 Hz)	6.7 (D71)
108	IGR J17497–2821 (26)	267.408	–28.354	BHC	
109	SLX 1746–331	267.460	–33.198	BHC	
110	IGR J17498–2921 (27)	267.480	–29.322	B, AMXP (401 Hz)	7.6 (D72)
111	1E 1746.7–3224	267.516	–32.430		
112	1H 1746–370	267.552	–37.052	B	11 (D47)
113	SAX J1750.8–2900	267.601	–29.038	B	6.8 (D5)
114	GRS 1747–312	267.689	–31.292	B	11 (D73)
115	IGR J17511–3057 (28)	267.786	–30.961	B, AMXP (245 Hz)	<6.9 (D74)
116	XTE J1751–305	267.816	–30.625	AMXP (435 Hz)	
117	XTE J1752–223	268.0628	–22.3423	BHC	>5 (D75)
118	SWIFT J1753.5–0127	268.367	–1.451	BHC	
119	SAX J1753.5–2349	268.383	–23.820	B	
120	SWIFT J1756.9–2508	269.238	–25.107	AMXP (182 Hz)	
121	IGR J17585–3057 (29)	269.637	–30.956		
122	IGR J17591–2342 (30)	269.761	–23.718	AMXP (527 Hz)	
123	IGR J17597–2201 (31)	269.940	–22.027	B	
124	GX 5–1	270.284	–25.079		7.2 (D75)
125	GRS 1758–258	270.302	–25.740	BHC, μ QSO	<12 (D77)
126	GX 9+1	270.384	–20.528		4.4 (D78)
127	1RXS J180408.9–342058	271.033	–34.347	B, UCXB(?)	10 (D79)
128	SAX J1806.5–2215	271.634	–22.238	B	<8 (D80)
129	XTE J1807–294	271.749	–29.408	AMXP (190 Hz), B	
130	SAX J1808.4–3658	272.114	–36.978	AMXP (401 Hz), B	3.5 (D81)
131	XTE J1810–189	272.586	–19.069	B	3.5–8.7 (D82)
132	SAX J1810.8–2609	272.685	–26.150	B	4.9 (D83)
133	GX 13+1	273.631	–17.157	B	7 (D84)
134	4U 1812–12	273.775	–12.096	B	4.1 (D37)
135	GX 17+2	274.005	–14.0363	B	<13 (D5)

136	XTE J1817–330	274.431	–33.018	BHC	
137	XTE J1818–245	274.603	–24.537	BHC	3.5 (D85)
138	4U 1820–30	275.918	–30.361	UCXB, B	8.4 (D86)
139	IGR J18245–2452 (32)	276.110	–24.857	AMXP (254 Hz), B	5.5 (D87)
140	4U 1822–00	276.341	–0.011	B	13 (D88)
141	3A 1822–371	276.445	–37.105	P (1.7 Hz)	2–2.5 (D89)
142	MAXI J1828–249	277.242	–25.030	BHC	
143	Ginga 1826–24	277.367	–23.796	B	5.7 (D90)
144	MAXI J1836–194	278.930	–19.320	BHC	4–10 (D91)
145	XB 1832–330	278.933	–32.981	B	9.2 (D92)
146	Ser X-1	279.989	5.035	B	7.7 (D5)
147	SWIFT J1842.5–1124	280.572	–11.416	BHC	
148	SWIFT J185003.2–005627	282.537	–0.940	B	≤3.7 (D93)
149	3A 1850–087	283.270	–8.705	UCXB, B	6.8 (D87)
150	IGR J18539+0727 (33)	283.491	7.468	BHC	
151	XTE J1856+053	284.179	5.309	BHC	
152	Swift J1858.6–0814	284.645	–8.237		
153	HETE J1900.1–2455	285.038	–24.920	AMXP (377 Hz), B	4.7 (D37)
154	XTE J1901+014	285.417	1.440		
155	XTE J1908+094	287.221	9.384	BHC, μ QSO	
156	SWIFT J1910.2–0546	287.575	–5.785	BHC	
157	Aql X-1	287.816	0.584	B ($\nu_{\text{spin}} = 550$ Hz)	5.2 (D94)
158	GRS 1915+105	288.798	10.945	BH, μ QSO	11 (D95)
159	4U 1916–053	289.699	–5.236	B	8.8 (D38)
160	SWIFT J1922.7–1716	290.654	–17.284	B	≤4.8 (D93)
161	3A 1954+319	298.926	32.096	SyXB	1.7 (D96)
162	MAXI J1957+032	299.161	3.44		
163	4U 1957+115	299.850	11.708	BHC, P	
164	V404 Cyg	306.015	+33.867	BHC, μ QSO	2.4 (D97)
165	4U 2129+12	322.492	12.167	UCXB, B	10.4 (D87)
166	Cyg X-2	326.171	38.321	B	13.4 (D37)

Note: The discovery references of ‘IGR’ sources are given below, while the ones relative to the source distances (‘Dn’) are listed at the end of the paper.

Acronyms: AMXP – accreting millisecond X-ray pulsar, B – type I burster, BH – black hole, BHC – black hole candidate, μ QSO – microquasar, P – pulsar, SyXB – symbiotic X-ray binary, UCXB – ultracompact X-ray binary.

References: (1) Eckert et al. (2004), (2) Grebenev et al. (2013), (3) Keek et al. (2006), (4) Bird et al. (2006), (5) Bird et al. (2007), (6) Kuiper et al. (2008), (7) Revnivtsev et al. (2003), (8) Bozzo et al. (2017), (9) Churazov et al. (2007), (10) Kuulkers et al. (2003b), (11) Grebenev et al. (2005a), (12) Frankowski et al. (2011), (13) Turler et al. (2007), (14) Krivonos et al. (2010), (15) Krivonos et al. (2010), (16) Walter et al. (2004), (17) Walter et al. (2004), (18) Postel et al. (2017), (19) Krivonos et al. (2007b), (20) Gotz et al. (2004), (21) Bird et al. (2006), (22) Chenevez et al. (2014b), (23) Chenevez et al. (2014a), (24) Grebenev et al. (2005b), (25) Boissay et al. (2012), (26) Soldi et al. (2006), (27) Gibaud et al. (2011), (28) Baldovin et al. (2009), (29) Ducci et al. (2018), (30) Lutovinov et al. (2003b), (31) Lutovinov et al. (2003a).

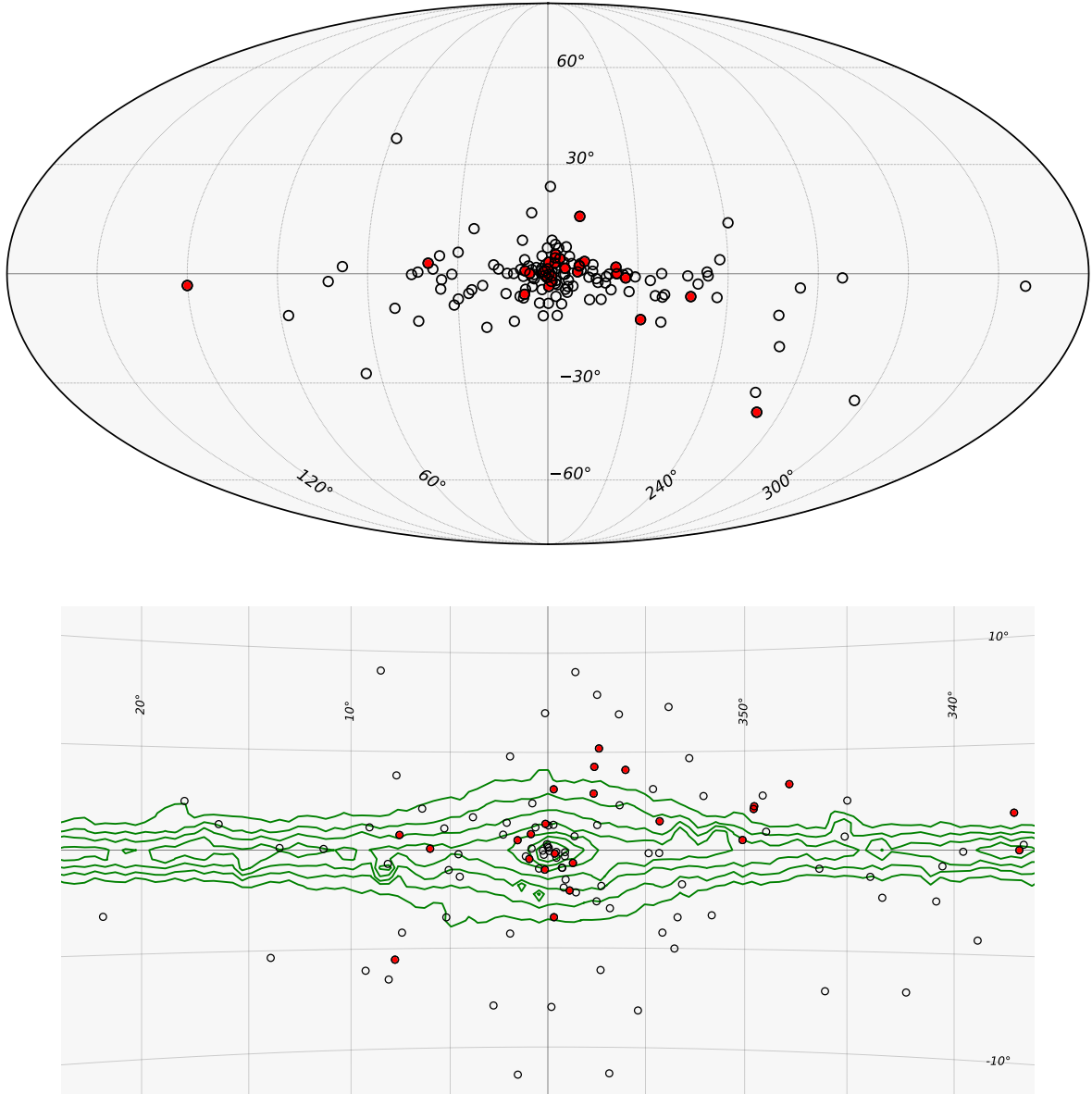


Figure 1: *Top*: Positions of the LMXBs detected by *INTEGRAL* on the sky in Galactic coordinates. The sources discovered by *INTEGRAL* are shown by filled symbols (in red). *Bottom*: Zoom on the central region. The contours show the $3.5\ \mu\text{m}$ NIR surface brightness as measured by *COBE/DIRBE*, which traces the stellar distribution in the Galaxy.

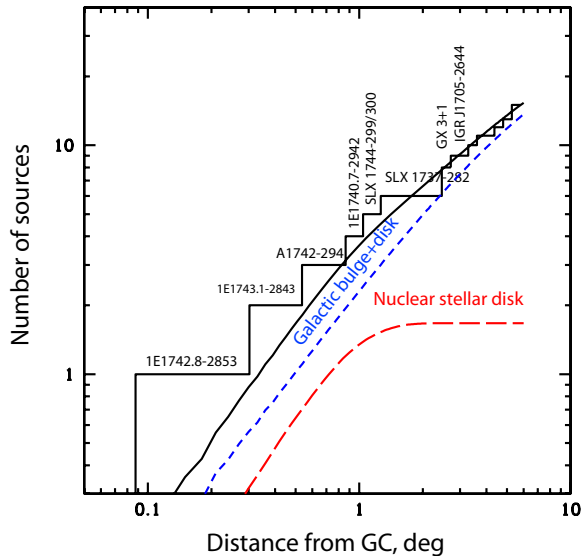


Figure 2: Total number of persistent LMXBs within a given projected radius of the Galactic Centre, as seen by *INTEGRAL*/IBIS, in comparison with a prediction based on the Galaxy mass model and the LMXB LF model of Gilfanov (2004) multiplied by 0.4. (From Revnivtsev et al. 2008)

sources towards the Galactic Centre strongly suggested their LMXB origin, which has been verified by follow-up observations for a number of objects.

Revnivtsev et al. (2008) have performed a thorough statistical analysis of the LMXBs in the Galactic bulge. To this end, they (i) selected sources detected by IBIS after the first 4 years of observations (Krivonos et al., 2007b) in the elliptical region around the Galactic Centre with axes $|l| < 10.7^\circ$, $|b| < 5.1^\circ$ and having fluxes higher than 0.64 mCrab in the 17–60 keV energy band, and (ii) excluded all known HMXBs, CVs and AGN. There remained a number of unidentified sources, most of which are likely LMXBs based on statistical arguments and they were therefore added to the sample of known LMXBs. The resulting sample consisted of 22 persistent and 16 transient sources. The choice of the relatively compact Galactic Centre region guaranteed that most of the studied objects lie at nearly the same distance (8 kpc) so that the uncertainty in the X-ray luminosity does not exceed a factor of 2 for 80% of the objects.

As found by Revnivtsev et al. (2008), the distribution of persistent LMXBs over the angular distance from the Galactic Centre closely follows the distribution of stellar mass in the bulge within $\sim 10^\circ$ (see Fig. 2), except in the innermost 1.5° where

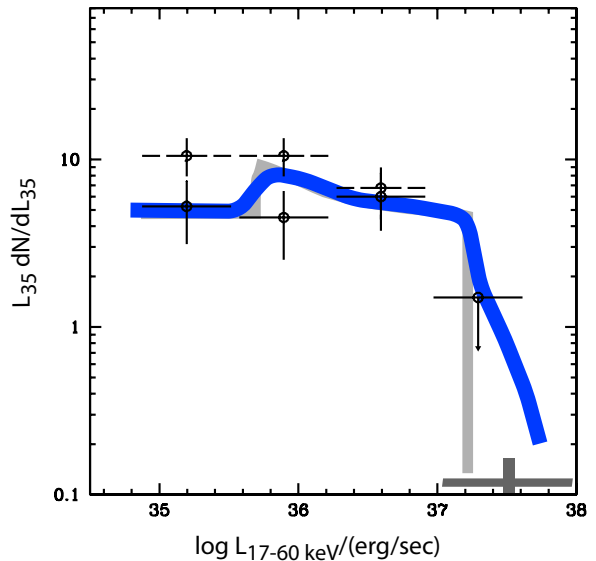


Figure 3: Hard X-ray LF of LMXBs detected by IBIS in the bulge (solid crosses – persistent sources, dashed crosses – all sources). The thick gray cross is an estimate of the number density of LMXBs with extremely high luminosities based on the only such source in the Galaxy, GRS 1915+105. The gray line is the prediction based on the LMXB LF model of Gilfanov (2004) multiplied by 0.4; the blue line is similar, taking into account the uncertain distances to the sources. (From Revnivtsev et al. 2008)

the observed number (3) of persistent LMXBs is higher (albeit with low statistical significance) than expected for the bulge alone (~ 1 object). This central excess is, however, consistent with the presence of the so-called nuclear stellar disc in the central ~ 200 pc of the Galaxy (Launhardt et al., 2002). The angular distribution of transient LMXBs proves to be slightly more concentrated towards the Galactic Centre compared to the persistent sources, possibly indicating an additional dynamical production of such objects in the dense environment of the Galactic Centre, like in the central region of M31 (Voss and Gilfanov, 2007). However, the statistical significance of this result is also low.

4.2. Hard X-ray luminosity function

The main result of Revnivtsev et al. (2008) was the measurement of the hard X-ray luminosity function (LF) of Galactic LMXB down to luminosities (17–60 keV) $L_{\text{hx}} \sim 10^{35}$ erg s $^{-1}$ and the demonstration that the LF flattens below $L_{\text{hx}} \sim 10^{37}$ erg s $^{-1}$ (when plotted in units LdN/dL), see Fig. 3. Previously, a qualitatively similar behaviour was reported for the LMXB LF in the standard X-ray

band (2–10 keV), both for the Milky Way (Grimm et al., 2002) and for nearby galaxies (Gilfanov, 2004), but those analyses effectively reached down to just $L_x \sim 10^{36}$ erg s $^{-1}$ (2–10 keV) due to the limited sensitivity of the all-sky monitor (ASM) aboard the *RXTE* observatory in the former case and the large distances ($\gtrsim 1$ Mpc) to the sources (detected by *Chandra*) in the latter. It is thanks to *INTEGRAL*'s capability of probing most of the Milky Way down to $L_{\text{hx}} \sim 10^{35}$ erg s $^{-1}$ that the LMXB LF has now been extended down to such low luminosities.

As can be seen from Fig. 3, the shape of the hard X-ray LF of Galactic LMXBs is in good agreement with the analytic model of Gilfanov (2004) for the LF of LMXBs in nearby galaxies. To carry out this comparison, the model had to be converted from 2–10 keV to 17–60 keV: as demonstrated by Revnivtsev et al. (2008), the 2–10 keV/17–60 keV flux ratio strongly depends on the LMXB luminosity, being of the order of unity at $L_x < 2 \times 10^{37}$ erg s $^{-1}$ and ~ 40 at higher luminosities. This reflects the fact that high accretion rate sources produce mostly thermal radiation below 10 keV, while at low accretion rates there is a strong contribution of hard radiation, presumably generated via Comptonization in a hot corona (see §5 below).

Interestingly, there are no LMXBs with $L_{\text{hx}} \gtrsim 10^{37}$ erg s $^{-1}$ in the bulge. This is again related to the fact that high-accretion rate objects have soft spectra. In reality, there is a single LMXB in the Milky Way (located outside of the Galactic Centre region), GRS 1915+105, with $L_{\text{hx}} \sim 5 \times 10^{37}$ erg s $^{-1}$, which is peculiar in many respects (and is addressed in the review by Motta et al. in this volume).

As regards the LF normalisation (the number of LMXBs per stellar mass), a reduction factor of ~ 0.4 – 0.7 (depending on whether transient sources are taken into account or not, see Fig. 3) is required to fit the Gilfanov (2004) model to the IBIS data points. This suggests that LMXBs may be somewhat underabundant in the Milky Way compared to typical galaxies in the local Universe, as previously noticed by Gilfanov (2004).

A similar analysis has been done for the softer energy band (5–10 keV) using the JEM-X survey of the Galactic Centre region (Grebenev and Mereminskiy, 2015). These authors came to similar conclusions regarding (i) the angular distribution of LMXBs within the central $\sim 10^\circ$ (namely that they closely follow the distribution of stellar

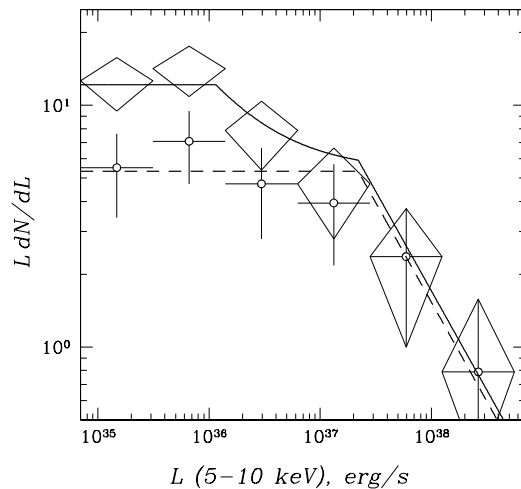


Figure 4: X-ray (5–10 keV) LF of LMXBs detected by JEM-X in the Galactic Centre region (circles – persistent sources, diamonds – all sources). (From Grebenev and Mereminskiy 2015)

mass), and (ii) the LF of LMXBs. Since the JEM-X survey, similarly to that by IBIS, is deep enough to detect all sources with luminosities higher than 10^{35} erg s $^{-1}$ in the bulge, selection effects are of minor importance, allowing one to confidently reconstruct the LMXB LF down to $\sim 10^{35}$ erg s $^{-1}$. The resulting LF is shown in Fig. 4 and shows a pronounced break at $\sim 10^{37}$ erg s $^{-1}$, similar to that seen in the hard X-ray LF (Fig. 3). Grebenev and Mereminskiy (2015) point out that while the shape of the LF of persistent sources is flat below the break, this is no longer true when transient sources are also taken into account: the combined LF of persistent and transient LMXBs slowly rises towards low luminosities. A similar behaviour is actually manifest also in the hard X-ray LF measured by IBIS. This finding should however be regarded with caution since there is no strict distinction between persistent and transient sources, and it is not clear if the 15-year span over which *INTEGRAL* has been monitoring the Galactic LMXBs is sufficiently long to make a full account of LMXB transient activity.

A number of explanations have been put forward for the origin of the observed break in the LMXB LF. Revnivtsev et al. (2011) pointed out that the majority of LMXBs with luminosities below a few 10^{37} erg s $^{-1}$ have unevolved secondary companions (except for those with white dwarf

donors), while systems with higher luminosities predominantly harbor giant donors. The duration of the mass transfer phase in the latter systems is expected to be significantly shorter than in systems with main-sequence donors (Webbink et al., 1983) and this is the most likely cause of the observed steepening of the LMXB LF above a few $10^{37} \text{ erg s}^{-1}$.

4.3. LMC and SMC

For completeness, we should also mention *INTEGRAL* deep surveys of the main satellites of our Galaxy, the Large Magellanic Cloud (LMC) and the Small Magellanic Cloud (SMC).

Grebenev et al. (2013) analyzed the IBIS and JEM-X data for the LMC available by mid-2012, with a total exposure of ~ 7 Ms. Nine objects physically belonging to the LMC were detected in the 20–60 keV energy band by IBIS and one additional source (LMC X-3) in the 3–20 keV energy band by JEM-X. Of these 10 sources, only one is a LMXB (LMC X-2). In addition, 4 new hard X-ray sources were found. Of these, two have subsequently proved to be of extragalactic origin and another two (IGR J04288–6702 and IGR J05099–6913) remain unidentified, although it is possible (Malizia et al., 2017) that IGR J04288–6702 is associated with the new gamma-ray loud, eclipsing Galactic LMXB 3FGL J0427.9–6704 discovered by *Fermi* (Strader et al., 2016).

Given the achieved sensitivity of the IBIS survey in the LMC field of 0.5 mCrab (i.e. $\sim 6 \times 10^{-12} \text{ erg s}^{-1} \text{ cm}^{-2}$) and the distance to the LMC of ~ 50 kpc, all objects with 20–60 keV luminosity higher than $\sim 2 \times 10^{36} \text{ erg s}^{-1}$ should have been detected by IBIS. We can then compare the actual number of such objects found in the LMC (between 1 and 3, depending on the origin of the unidentified objects) with the corresponding number of LMXBs of the same luminosity detected by IBIS in the Galactic Centre region (Revnivtsev et al., 2008), which is ~ 6 –10 (allowing for some uncertainty in the flux thresholds and distances). On the other hand, the total stellar mass of the LMC is $\sim 3 \times 10^9 M_{\odot}$ (van der Marel et al., 2009), while the total stellar mass contained in the Galactic Centre region studied by Revnivtsev et al. (2008) is $\sim 1.7 \times 10^{10} M_{\odot}$, i.e. about 5 times higher. Therefore, the specific abundance of LMXBs in the LMC appears to be similar to that in the Milky Way. It is worth noting in this connection that given the nearly flat shape of the LMXB LF at

low luminosities, even an order of magnitude deeper hard X-ray survey of the LMC (reaching down to $L_{\text{hx}} \sim 10^{35} \text{ erg s}^{-1}$) would probably find just a few additional LMXBs in this satellite galaxy.

Coe et al. (2010) analyzed the data of IBIS and JEM-X observations of the SMC in 2008–2009, with a total exposure of ~ 1 Ms, and detected seven sources in this dwarf galaxy, including four previously unknown. All these objects are believed to be HMXBs. Taking into account that the stellar mass of the SMC is just $\sim 1/10$ th of that of the LMC (van der Marel et al., 2009) and that the *INTEGRAL* survey is somewhat shallower in the former case, it is not surprising that no LMXBs have been found.

5. Weakly magnetized neutron stars

The X-ray properties of an X-ray binary are largely determined by the mass transfer rate from the donor, the nature (BH or NS) of the compact object and the strength of the magnetic field in the NS case. Typically LMXBs have a few orders of magnitude weaker magnetic fields than HMXBs (see Revnivtsev and Mereghetti 2015 for a review), presumably due to their much older age and the associated field decay induced by accretion (e.g. Taam and van den Heuvel 1986; Harding and Lai 2006). Nevertheless, in a minority of LMXBs the magnetic field is strong enough ($B \gtrsim 10^9 \text{ G}$) to disrupt the Keplerian flow of accreting matter and to channel it onto the NS magnetic poles, causing X-ray pulsations. Such objects will be considered in §6. The present section is devoted to a more numerous subclass of LMXBs where the NS magnetic field is too weak to strongly affect the accretion flow.

5.1. Atoll and Z sources

Historically, weakly magnetized NS LMXBs have been broadly classified according to their timing and spectral properties (Hasinger and van der Klis, 1989). This study, based on *EXOSAT* archival data of sixteen bright NS LMXBs, divided the sample in Z and Atoll sources based on the shape of their track along the X-ray colour–colour (CC) diagram and on the different spectral and timing behaviour that correlates with the position on the tracks. The three branches building up the Z were called Horizontal Branch (HB), Normal Branch (NB) and Flaring Branch (FB), while Atolls have

two branches: the island state (IS) and the banana branch (divided in lower branch, LB, and upper branch, UB). Z sources and Atolls move along the branches of their pattern in a smooth way and do not jump from one part of the branch to the other. The position of the source on the pattern was suggested to be linked to a physical quantity that evolves in a continuous way, most likely the accretion rate increasing from HB to FB for Z sources and from the IS to the UB branch for Atolls.

Atoll sources have typical luminosities of $0.01\text{--}0.3 L_{\text{Edd}}$ (where L_{Edd} is the Eddington luminosity), mostly evolve from the island to the banana state and can be considered the counterparts of BH LMXBs that evolve from the low-hard state to the high/soft states. Z sources are usually brighter ($\sim L_{\text{Edd}}$), with softer spectra and weaker variability, in analogy to the high/soft states of BH LMXBs.

In 2002, *RXTE*-based studies (Muno et al., 2002; Gierliński and Done, 2002) suggested that the clear Z/Atoll distinction on the CC diagram is an artifact due to incomplete sampling: Atoll sources, if observed long enough (years), do exhibit a Z shape as well. Furthermore, in 2006 using *RXTE*, Remillard et al. (2006) discovered a very important source: XTE J1701–462. At first classified as a new Z source, it soon proved to be a very peculiar object: not only was it a transient Z (unlike the other Z sources that were persistently bright), but it transformed from a typical Z source into an Atoll source along the outburst (Lin et al., 2009b). Notwithstanding these long-term surveys and results that seem to weaken the historical classification, many differences still remain. Indeed, hard X-ray missions like *GRANAT* and *CGRO* or the more recent *RXTE* and *BeppoSAX* have given a huge boost to our knowledge of these sources, broadening the sample number and observed properties: Atoll sources are more numerous than Z (25 versus 8, Liu et al., 2007), they are generally fainter in radio and X-rays, display harder X-ray spectra, complete the (newly discovered) Z pattern along the CC diagram on longer time scales (years versus hours/days), have a different correlated timing behaviour and tend to have a more regular bursting activity (Di Salvo and Stella, 2002; van der Klis, 2006; Migliari and Fender, 2006; Liu et al., 2007).

The overall picture is still not understood and detailed long-term studies are essential to grasp the broad physical scenario in which these (apparently similar and yet so different) sources move. The

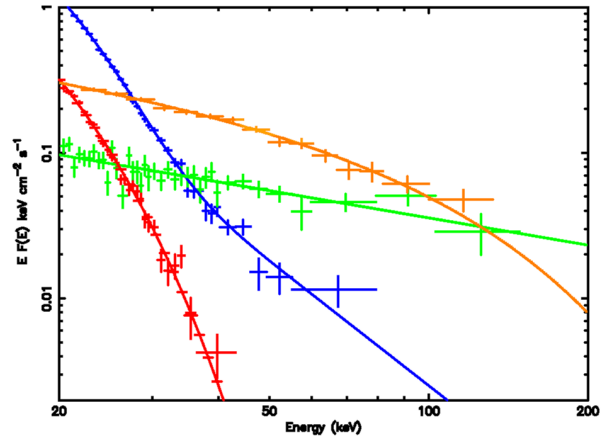


Figure 5: Average NS LMXB spectra as seen by IBIS/ISGRI. Red: GX 3+1 (bright Atoll), blue: GX 5–1 (Z source), green: H 1608–522 (Atoll), orange: 4U 1728–34 (Atoll, spectrum from Falanga et al., 2006). (From Paizis et al. 2006)

concentration of NS LMXBs towards the Galactic Centre made observations with non-imaging instruments of difficult interpretation. In this respect, *INTEGRAL*, with its imaging capabilities coupled to the best ever available sensitivity to hard X-rays, is a key mission to study the hard X-ray emission of LMXBs as a class. This section will address the non-bursting properties of the spectra of NS LMXBs; burst properties are covered in Section 5.2.

5.1.1. Spectral states

The X-ray spectra of LMXBs hosting a weakly magnetized NS are mainly described as the sum of a soft and a hard component. The soft/thermal component (e.g., blackbody) is believed to be due to thermal emission by two different sites: the optically-thick, geometrically-thin accretion disc ($kT < 2$ keV) (Shakura and Sunyaev, 1973) and/or the NS surface ($kT = 2\text{--}3$ keV); the hard component (power-law shape with variable cutoff) is mostly interpreted as due to the repeated Compton up-scattering of the soft thermal photons in a hot electron cloud (corona). The final source state is driven by the dominating component and the spectral state transitions are mainly modelled in terms of a gradual change in the electron temperature of the Comptonizing corona.

These basic ingredients that produce the X-ray continuum are believed to be present in all NS LMXBs but although they would be expected to give similar results through the different sources, important differences arise in the observations.

Figure 5 shows the average spectra of four NS LMXBs as obtained with a systematic study with IBIS/ISGRI (Paizis et al., 2006). The red spectrum is the soft state that is exhibited by Z sources in the FB and NB, by bright ‘GX’ Atoll sources and typical Atoll sources in the banana UB. The Comptonizing corona temperature obtained is a few keV, resulting in a spectral energy cutoff around 10 keV. The sources that exhibit this spectral state are believed to do so at high accretion rates ($\sim L_{\text{Edd}}$), when the corona is efficiently Compton-cooled by abundant thermal disc photons. The green and orange spectra represent hard states that are exhibited only by typical Atoll sources (bright ‘GX’ Atoll sources and Z sources have never been observed in such a state). The inferred accretion rate is low ($0.01\text{--}0.1 L_{\text{Edd}}$) and it is believed that the Comptonizing corona remains hot (tens of keV) efficiently boosting the soft thermal photons to higher energies. The blue spectrum shows an overall soft spectrum (few keV corona) with a hard tail dominating the spectrum above ~ 30 keV. This additional component is simultaneous to the soft spectrum and is highly variable with most of the emission remaining soft. Thermal Comptonization of soft photons in a very high temperature plasma is an unlikely interpretation for the hard tails since such a hot corona would have to co-exist with the cool (3–5 keV) thermal corona that is clearly observed in the soft states dominating the spectrum below 30 keV. Possible mechanisms for explaining this transient feature are discussed in the next section.

5.1.2. Hard tails in Z sources

Hard X-ray tails (with a photon index $\Gamma \sim 2\text{--}3$) have been detected in the spectra of Z sources when in the HB of their CC diagram, with its intensity dramatically decreasing in the NB and FB: Asai et al. (1994); Di Salvo et al. (2000); Di Salvo and Stella (2002); Farinelli et al. (2005); Paizis et al. (2005); Di Salvo et al. (2006); Paizis et al. (2006); Farinelli et al. (2007, 2008, 2009); Mainardi et al. (2010); Revnivtsev et al. (2014).

In the case of the Z source GX 5–1, the study of the hard tail has long been contaminated by the nearby (40′) BH LMXB GRS 1758–258. BH binaries were known to have hard tails extending to hundreds of keV while this was less typical for NSs. Although known to be brighter than GRS 1758–258 below 20 keV, GX 5–1 was not detected at higher energies by *GRANAT*/SIGMA (Gilfanov et al., 1993). The first detection of a high energy tail

in GX 5–1 was done by Asai et al. (1994) using *GINGA* data (1.5–38 keV). The tail could be approximated by a power-law of photon index 1.8. The contamination from GRS 1758–258 was included in the analysis as a power-law spectrum with the same slope ($\Gamma = 1.8$) (as measured by Gilfanov et al., 1993). The presence of the hard tail in the spectrum of GX 5–1 and its decrease from the HB to the FB was confirmed by *INTEGRAL*, which unambiguously resolved the two sources in broad-band spectral studies (5–150 keV) and unveiled the variability of GX 5–1 at energies above 20 keV on the single-pointing timescale (~ 2000 s) (Paizis et al., 2005, 2006; Mainardi et al., 2010).

Upon discovery, hard tails were mostly fit with phenomenological models (power-law) in excess of the thermal Comptonization curvature. Although apt to detect the high energy excess, such a description did not unveil the physical origin of this transient component, and furthermore the lower end of the power-law dominated the soft part of the X-ray spectrum.

Attempts to describe the hard X-ray tails in terms of physically self-consistent models resulted in different scenarii, mainly Comptonization by a hybrid thermal/non-thermal population of electrons in the corona (Poutanen and Coppi, 1998; Coppi, 1999), non-thermal electrons coming from the base of a jet (Markoff et al., 2005), jet/disc bulk outflow Comptonization (Di Salvo et al., 2000; Reig and Kylafis, 2016; Kumar, 2018), and bulk inflow Comptonization (Blandford and Payne, 1981; Titarchuk et al., 1996; Farinelli et al., 2008).

The long-term broad-band coverage of the Galactic plane and Galactic Centre with *INTEGRAL* made it possible to investigate in a systematic way the spectral variability of a sample of NS LMXBs. In the frame of a new Comptonization model for weakly magnetized NS LMXBs, Paizis et al. (2006), together with Farinelli et al. (2008); Mainardi et al. (2010); Cocchi et al. (2010), proposed a unified physical scenario to explain the spectral evolution of these sources, including the peculiar transient hard tail: the interplay of thermal and bulk Comptonization proved very effective in modeling the variety of NS-LMXBs spectral states and the state transitions in individual sources. In this scenario, bulk motion Comptonization (due to first-order process in photon energy gain) is believed to operate in the inner part of the system between the Keplerian disc and the NS surface, producing the hard tails.

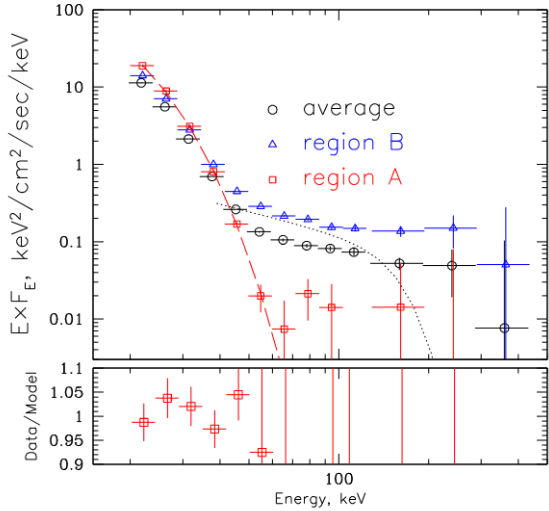


Figure 6: Average 4 Ms *INTEGRAL* spectrum of Sco X-1 (in black) and its spectra from separate regions of the CC diagram (red, FB; blue, HB). (From Revnivtsev et al. 2014)

The presence of bulk motion at the origin of the high energy spectra of binaries, originally developed for BH binaries, has also been suggested, modelled and successfully applied to highly magnetized NS, i.e. accretion powered X-ray pulsars (Ferrigno et al., 2009; Farinelli et al., 2012; Becker and Wolff, 2007; Farinelli et al., 2016).

Revnivtsev et al. (2014) performed a deep study of the available *INTEGRAL* data of the brightest accreting NS, Sco X-1. The source, belonging to the Z class, has been known to have a bright hard X-ray tail extending above 30 keV (D’Amico et al., 2001). Figure 6 shows the average spectrum (in black, 4 Ms of dead-time corrected exposure) and two spectra from separate regions of the CC diagram (red, FB; blue, HB). The hard tail is strongest on the HB, as for the remaining Z sources, with statistically significant spectral data points up to about 200 keV. The black dotted curve represents the analytic approximation of Monte Carlo simulated bulk-motion Comptonization spectrum following the receipt from Zdziarski et al. (2001) for an accretion onto a BH, where bulk motion velocities of matter are expected to be higher than in accreting NSs. The authors conclude that the hard X-ray tail emission cannot be due to bulk motion and instead originates as a Compton up-scattering of soft seed photons on electrons with intrinsic non-thermal distribution.

Comptonization in hybrid thermal/non thermal plasmas to explain the hard X-ray tails was firstly suggested for BHs (Poutanen and Coppi, 1998; Coppi, 1999) and with the first detection of hard tails also in NS LMXBs was successfully applied by many authors to NSs as well: e.g., Di Salvo et al. (2006); D’Aí et al. (2007); Farinelli et al. (2005). In this scenario, the presence or absence of a hard tail is explained by changing the power injected to accelerate some fraction of electrons over the Maxwellian energy distribution. The mechanism responsible for such injection could be the acceleration in a jet. Indeed radio emission has been detected in the HB of Z sources where also the hard tails appear (Migliari and Fender (2006) and Paizis et al. (2006) for a radio to hard-tail L_{40-100} keV flux correlation in Z and bright ‘GX’ Atolls). This could indicate that either the same mechanism is at the origin of both radio and hard-tail emission, i.e. the jet itself, or that both occurrences (radio and hard tail) are triggered by the same source configuration.

5.1.3. Not only Z sources

Long-term observations thanks to the *INTEGRAL* deep monitoring of the Galactic plane and Galactic Centre contributed to the discovery of hard tails also in the soft spectra of Atoll sources (similarly to the hard tails in Z sources): GX 13+1 (Paizis et al., 2006; Mainardi et al., 2010), GX 3+1 (albeit non-simultaneous *XMM-Newton-INTTEGRAL* coverage, Pintore et al. 2015), and 4U 1636-53 (Fionchi et al., 2006). GX 13+1 has always been considered a hybrid Atoll/Z source and the hard tail detection and luminosity observed by *INTEGRAL* together with its radio emission (Migliari and Fender, 2006) confirms its Z-similarity, regardless of its original classification as an Atoll. However, this is not the case for the other sources that unveil a new behaviour of soft states in Atoll sources.

Furthermore, *INTEGRAL* has provided the first unbiased measurement of the high energy X-ray emission from the Rapid Burster, MXB 1730-335 (Falanga et al., 2004), without contamination from the nearby (30’) Atoll source 4U 1728-34 (Fig. 7, left panel). The broad-band JEM-X and IBIS/ISGRI spectrum revealed a very bright hard tail on top of a soft spectrum (Fig. 7, right panel), similarly to the Z and Atoll soft-state spectra previously discussed.

Besides GX 5-1 and the Rapid Burster, *INTEGRAL* has made it possible to exclude hard X-

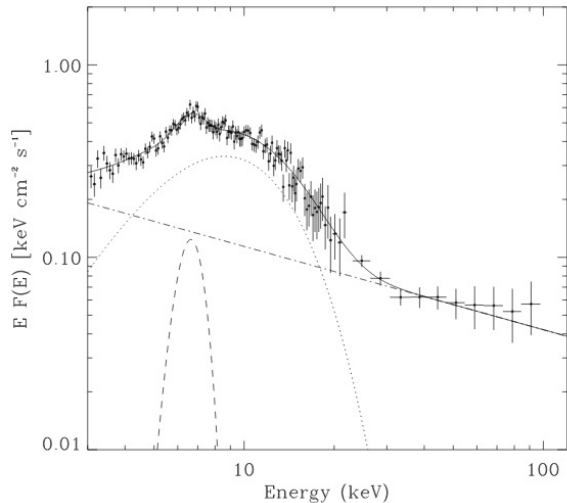
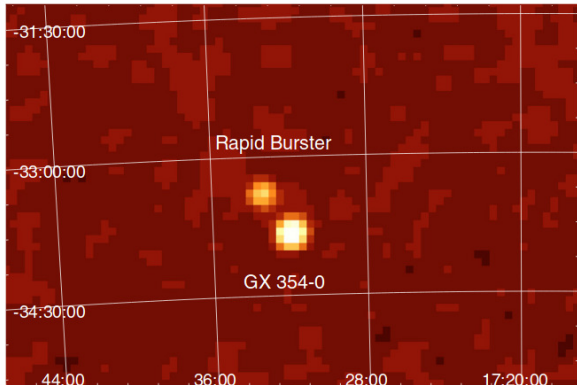


Figure 7: *Left panel*: IBIS/ISGRI 20–40 keV image of the Rapid Burster, for the first time resolved from the nearby 4U 1728–34=GX 354–0. *Right panel*: JEM-X and IBIS/ISGRI spectrum of the source. The hard tail in a soft spectral state is clearly visible. (From Falanga et al. 2004)

ray contamination in past observations of the Atoll Ser X–1 (4U 1837+04). In this case however, the source (observed in its bright banana state in the early *INTEGRAL* observations) unveiled no hard tail, with the source detected up to 30 keV (Masetti et al., 2004a).

INTEGRAL deep observations have added yet another important piece to the puzzle: hard tails have been detected in the hard state of Atoll sources (unlike for the cases described above where hard tails dominated the otherwise soft spectrum above 30 keV). This is the case for GS 1826–238 (Rodi et al., 2016) where the tail ($\Gamma \sim 1.8$) dominates beyond 150 keV (Fig. 8), 4U 1820–30 ($\Gamma \sim 2.4$, Tarana et al., 2007) and 4U 1728–34 ($\Gamma \sim 2$, Tarana et al., 2011). Correlations between radio and X-ray fluxes have been reported for 4U 1728–34 (Migliari et al., 2003b), and 4U 1820–30 (Migliari et al., 2004) while no detection of GS 1826–238 has been reported in radio so far. However, since radio emission is estimated (and observed) to be at least 5–10 fainter than in the soft state, it could be that hard tails (and radio emission) are there but weak and/or, in the case of X-ray spectra, hidden under the main thermal Comptonization bump at low energies. This hard tail in excess of an otherwise hard-state spectrum could be transient in nature (indeed using *INTEGRAL* data Falanga et al. 2006 detected none in 4U 1728–34, similarly to Cocchi et al. 2010 for GS 1826–238) and/or extremely weak, requir-

ing very deep observations such as for GS 1826–238 (10 Ms SPI spectrum).

The detection of a hard tail in the hard spectra of NS LMXBs is very interesting because this behaviour is similar to BH LMXBs (whose hard states are associated with jet formation), building yet another interesting bridge between NS and BH LMXBs. Indeed, similarly to BHs, the complexity of NS LMXB spectra and radio behaviour confirms that the whole phenomenology observed cannot be driven by a single parameter, originally thought to be the accretion rate (see e.g., Muñoz-Darias et al., 2014, for NS hysteresis).

5.1.4. Discrete features and Compton bump

The spectra of LMXBs usually show discrete features such as absorption edges and emission lines, interpreted as fluorescence lines from iron (6.4–6.97 keV) at different ionization states, as well as from other abundant elements (e.g. silicon, argon and calcium) present in the disc. In some cases, an excess of emission in the 20–40 keV energy range is observed, interpreted as Compton scattering (reflection) of the primary continuum spectrum by the electrons of the disc. The strength of reflection is expressed as the solid angle subtended by the reflector as seen from the Comptonizing corona, in units of 2π . Even though they are often described independently, these spectral features (lines, edges and Compton bump) are believed to be closely related;

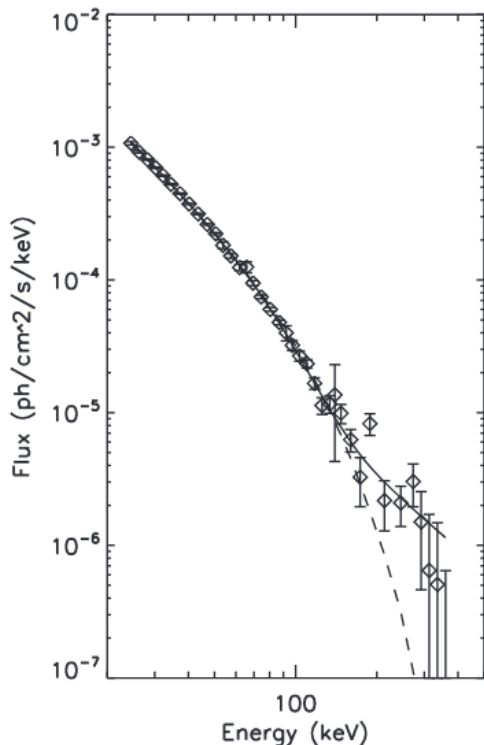


Figure 8: Hard X-ray tail discovered in the Atoll GS 1826–238. The average *INTEGRAL*/SPI 25–370 keV spectrum is shown: the hard X-ray excess on top of the Comptonization hard-state spectrum is clearly visible. (From Rodi et al. 2016)

they have also been successfully modelled with self-consistent reflection models (Fiocchi et al., 2007; Pintore et al., 2015; Iaria et al., 2016, and references therein). Although *INTEGRAL* is not suited for the detailed analysis of the discrete features that are below or at the lower end of JEM-X energy range, broad-band (< 6 keV and *INTEGRAL*) quasi-simultaneous studies have been very useful in mapping the presence of the Compton hump related to the discrete features.

In the case of GX 3+1, quasi-simultaneous *XMM-Newton* and *INTEGRAL* observations (Pintore et al., 2015) revealed four asymmetrically broadened emission lines (iron, calcium, argon and sulphur, 2–7 keV) interpreted as reflection of hard photons from the inner regions of the disc, where Doppler and relativistic effects are stronger. The authors remark that the spectra are consistent with reflection produced at ~ 10 gravitational radii by an accretion disc with an ionization parameter $\log(\xi) \sim 2.8$, solid angle $\Omega/2\pi \sim 0.22$ sr, viewed under an inclination angle of $\sim 35^\circ$.

XMM-Newton together with simultaneous *INTEGRAL* data were used also to constrain the Compton reflection component in the Atoll source 4U 1702–429 (Iaria et al., 2016). A broad emission line (6.7 keV) and an absorption edge (8.82 keV) were detected (associated with Fe XXV), together with an edge at 0.87 keV (O VIII). A self-consistent reflection model fit the combined 0.3–60 keV spectra well, implying the reflection being produced in a region with an ionization parameter $\log(\xi) \sim 2.7$ (~ 1.9 for the oxygen feature), viewed at $\sim 44^\circ$, and solid angle $\Omega/2\pi \sim 0.07$ sr. The small solid angle subtended by the reflector as seen from the corona could be due to a compact corona with little superposition with the disc, or a patchy corona above the inner part of the disc.

Using *BeppoSAX* and *INTEGRAL* data, Fiocchi et al. (2007) detected, for the first time, Compton reflection in the spectrum of the Atoll 4U 1705–44. Unlike the previous cases, the study of the evolution of this feature led to the observation of a strong iron line when the reflection was weak with respect to other epochs, suggesting that these two features, line and Compton hump, are not always positively correlated. The spectral transitions exhibited by 4U 1705–44 are shown in Fig. 9.

5.1.5. A comprehensive scenario

A commonly agreed scenario to explain all the observed spectral phenomenology in weakly mag-

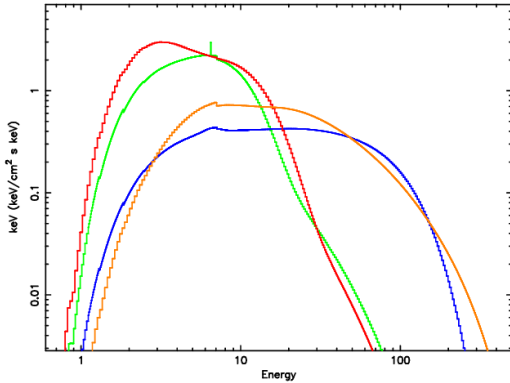


Figure 9: Comparison of the different models describing the spectral states of the Atoll 4U 1705-44. (From Fiacchi et al. 2007)

netized NS LMXBs is yet to come. It is not clear why sources like GX 9+1 and GX 5-1, with similar X-ray spectra, exhibit a completely different behaviour regarding the transient hard tail, never detected in GX 9+1 notwithstanding the extensive *INTEGRAL* search (Vilhu et al., 2007; Savolainen et al., 2009). On the other hand, sources like GX 5-1, that do have the transient hard tail, never seem to reach very low accretion rates that are characterized by the low hard state as the ones seen e.g. in 4U 1812-12 (Tarana et al., 2006), 4U 1728-34 (Falanga et al., 2006), 4U 1608-522 (Tarana et al., 2008), SAXJ 1810.8-2609 (Fiacchi et al., 2009), GS 1826-238 (Cocchi et al., 2010), IGR J17473-2721 (Chen et al., 2011) and EXO 1745-248 (Matranga et al., 2017) for which plasma temperatures kT_e in excess of 20 keV have been obtained with *INTEGRAL*.

The long and deep coverage of the Galactic plane and Galactic Centre with *INTEGRAL* (e.g. see Fig. 10) has changed the way weakly magnetized NS LMXBs are perceived, unveiling that what was firstly believed to be prerogative of BH and then Z sources, is actually shared by Atolls as well. With *INTEGRAL*, a new step towards understanding these sources is being undertaken. Broad-band and deep coverage is the key: it smooths out the edges of source classifications, enhancing the need to plunge into a physical self-consistent scenario the vast *INTEGRAL* archive at our disposal, and the one to come.

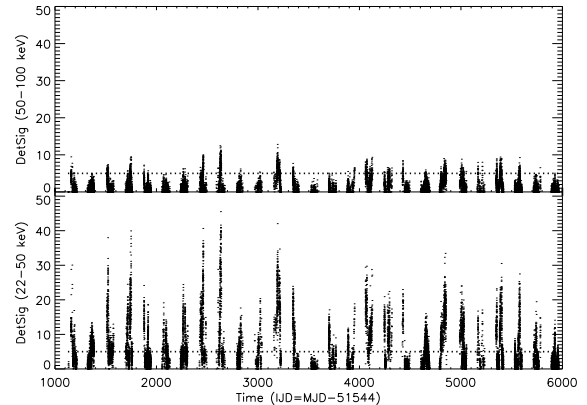


Figure 10: IBIS/ISGRI detection significance curve of GX 354-0 ($l, b = 354.30, -0.15$) as seen in a ~ 14 year data span. Each dot corresponds to a single pointing (~ 2 ks, total of ~ 20 thousand pointings). The horizontal line marks the 5 sigma detection threshold (data from Paizis et al., 2016).

5.2. Thermonuclear bursts

Initial reports of cosmic X-ray bursts date back to 1969-1971 (Belian et al., 1972; Babushkina et al., 1975) and their active studies began in the mid-1970s (Belian et al., 1976; Grindlay et al., 1976; Heise et al., 1976). The bursts were characterized by a peculiar time profile with a fast (~ 1 s) rise and a slow (from seconds to dozens of seconds) quasi-exponential decay, and typically emitted 10^{39} - 10^{40} erg. Such events were named type I X-ray bursts; their sources (bursters) were identified with NS LMXBs, while the bursts themselves were explained by thermonuclear explosions of hydrogen and/or helium accreted onto the surface of a NS with a relatively weak ($\sim 10^8$ G) magnetic field (Woosley and Taam, 1976; Maraschi and Cavaliere, 1977). This, in particular, is the case for millisecond X-ray pulsars, from which type I X-ray bursts have been observed with various missions including *INTEGRAL* (e.g. Ferrigno et al. 2011). Type II bursts, which have a different profile shape and are believed to be associated with instabilities in the accretion flow onto the NS are also observed from a number of sources (the archetypal one being called the ‘rapid burster’). For general reviews of bursters see Lewin et al. (1993); Strohmayer and Bildsten (2006); Galloway and Keek (2017).

Type I X-ray bursts have a soft blackbody-like (Wien) spectrum with a temperature ~ 2 - 3 keV, with the bulk of the energy released below 10-15 keV. Thus JEM-X is the primary instrument on board *INTEGRAL* for studying such events. Yet

the IBIS/ISGRI detector has allowed several hundreds of type I X-ray bursts to be detected in the 15–25 keV energy range (Chelovekov and Grebenev, 2011).

In this section we review the main results concerning X-ray bursters that have been obtained using *INTEGRAL* data.

5.2.1. Discovery of new X-ray bursters

Over 110 type I X-ray bursters are currently known⁵. Given the development of the near-Earth group of astrophysical satellites with wide-field X-ray monitors on board over the last thirty years, it can be asserted that most of the sufficiently bright persistent and more or less regularly flaring bursters in the Galaxy have already been discovered. And this is not surprising: modern instruments are capable of detecting thermonuclear bursts from the most remote regions of the Galaxy.

INTEGRAL has discovered or helped to identify a number of new X-ray bursters. Most of them may be called ‘hidden’ bursters or ‘burst-only’ sources. In such objects, thermonuclear explosions occur very rarely, with a characteristic recurrence time of several months to tens of years (Strohmayer and Bildsten 2006). The rarity of explosions most likely reflects the slowness of accumulation of a critical mass of matter needed for its ignition on the NS surface. The bursts associated with such rare explosions are easy to miss, while in the intervals between them such systems may be observed during deep point observations as faint persistent X-ray sources of unknown origin or remain undetected.

As an example, IGR J17254–3257 was discovered in 2003 during the first *INTEGRAL* Galactic Centre survey in the 20–60 keV energy band (Walter et al., 2004). Later, in 2004, a type I X-ray burst was detected from the source in JEM-X 3–30 keV data (Brandt et al., 2006) indicating a NS LMXB origin. *INTEGRAL* observations performed on October 1st, 2006 revealed a 15-min long burst from the system (Chenevez et al., 2007). The authors concluded that a short burst originated from a weak hydrogen flash that prematurely triggered mixed H/He burning, while the intermediate burst resulted from the ignition of a large helium pile beneath a steady hydrogen burning shell.

Using *INTEGRAL* archival data, Chelovekov and Grebenev (2007) found a type I X-ray burst detected with both JEM-X and IBIS/ISGRI from the

weak and poorly known source AX J1754.2–2754. Based on the spectral evidence of a photospheric radius expansion episode at the beginning of the burst, indicating that the Eddington luminosity was reached at the peak, the authors estimated the distance to the source to be 6.6 ± 0.3 or 9.2 ± 0.4 kpc assuming a pure H or pure He atmosphere, respectively.

A very faint X-ray transient XMMU J174716.1–81048 was discovered in 2003 but its nature remained unknown until a type I X-ray burst was detected by *INTEGRAL* in 2005 (Del Santo et al., 2007). Noting the double peak structure of the burst, the authors inferred the distance to the source to be ~ 3 kpc.

IGR J17191–2821 was discovered in 2007 by IBIS/ISGRI during Galactic bulge monitoring (Kulkarni et al., 2007). The first type I X-ray burst from the system was observed with *RXTE* (Klein-Wolt et al., 2007). Further *RXTE* observations have revealed burst oscillations and kHz quasi-periodic oscillations (Altamirano et al., 2010a).

As a result of a systematic search for type I X-ray bursts in the *INTEGRAL* archival data, Chelovekov et al. (2006) (see the next subsection) discovered a burst-only source IGR J17380–3749 (Chelovekov and Grebenev, 2010). A subsequent analysis of *RXTE* data showed that the burst was detected during a fairly long flare of the source. Later in 2008–2010, three more flares were detected from the source though no other bursts were found.

While scanning the Galactic Centre region on April 10, 2017, *INTEGRAL* detected a type I X-ray burst from a faint unidentified source, IGR J17445–2747 (Mereminskiy et al., 2017). Under the assumption that the burst luminosity approached the Eddington limit, the authors estimated the maximum distance to the source to be 12.3 kpc if pure helium was accreted and 7.7 kpc for the case of matter of solar chemical composition.

5.2.2. Burst catalogues

Chelovekov et al. (2006) took advantage of the wide field of view of the IBIS instrument to perform a ‘blind’ search for type I X-ray bursts in the whole dataset accumulated by the ISGRI detector in 2003–2004. Although this search was necessarily restricted to hard X-rays (namely, 15–25 keV), an energy range where only a small fraction of burst emission can be detected, it resulted in the detection (in the detector light curves) of 1077 bursts (of

⁵<https://personal.sron.nl/~jeanz/bursterlist.html>

5–500 s duration) of various origins, 105 of which were localized and identified as type I X-ray bursts.

Based on this success, the analysis was subsequently extended to 2003–2009 observations (Chelovekov and Grebenev, 2011) and a total of 834 type I bursts (including 105 bursts localized in the previous work) were detected and localized with IBIS/ISGRI, 239 of which were also detected by JEM-X in the standard X-ray energy band. Interestingly, 587 of the bursts proved to come from a single source – the ‘slow burster’ (see below).

In the third paper of the series, spanning the 2003–2015 period, Chelovekov et al. (2017) focused on JEM-X data, not only using detector light curves but also extracting source light curves for 104 known bursters. The final joint catalogue of JEM-X and ISGRI bursts comprises 2201 events. Based on this highly representative sample, the authors analyzed the dependence of mean burst rate on persistent luminosity. Also, several multiple bursts were detected and later studied in detail (see Section 5.2.5 below).

Another endeavor in cataloguing type I X-ray bursts is the Multi-INstrument Burst ARchive (MINBAR)⁶, which has been developed since 2007 by the world’s top researchers in this area. Currently, MINBAR contains information on over 7,000 type I X-ray bursts observed by *RXTE*, *BeppoSAX* and *INTEGRAL*. The database is still under preparation at the time of this writing.

5.2.3. Long bursts

Most of the several thousand bursts observed by various missions so far are so-called normal bursts: they have duration from a few seconds to several minutes and are believed to originate from unstable thermonuclear burning of the accreted hydrogen and helium on the NS surface. Depending on the composition of the accreted fuel and on the local accretion rate, normal bursts can have different profiles and energetics (e.g. Strohmayer and Bildsten 2006). Yet there are some outstanding bursts. So-called intermediate bursts last for dozens of minutes and are believed to originate from unstable thermonuclear burning of larger piles of He. When the donor in the binary system is an H-poor star so that the NS accretes mainly He (as in the case of ultracompact X-ray binaries) and the accretion rate is low enough to prevent stable He burning, He can

pile up in substantial quantities to later burn in runaway thermonuclear reaction giving rise to an intermediate type I X-ray burst. But even for H-rich accretors, at low local accretion rates $\sim 0.3\text{--}1\%$ of \dot{M}_{Edd} (Peng et al. 2007, though the boundary values are sensitive to the heat generated by the NS crust, Cooper and Narayan 2007), unstable H burning can accumulate a thick layer of He leading to an intermediate burst (as e.g. in the case of IGR J17254–3257 discussed in §5.2.1 above).

Even more spectacular are the representatives of a rare group of ‘superbursts’ – day-long events that emit $10^{41}\text{--}10^{43}$ erg and are usually explained by unstable thermonuclear burning of ^{12}C -rich matter. A substantial amount of accreted H and He is burned in a stable manner between the bursts in bright sources or in outbursts in low persistent emission transient sources at accretion rates close to and over 10% of \dot{M}_{Edd} . This process is believed to be the source of fuel for carbon superbursts.

Some bursters show all the existing types of bursts, while other systems stick to just one or two. For example, the ultracompact X-ray binary candidate SLX 1737–82 is known to only emit intermediate bursts with an apparent recurrence time of 86 days (Falanga et al., 2008). *INTEGRAL* has allowed us to extend the sample of observed long bursts as well as to expand our knowledge of this yet not fully understood phenomenon.

On September 17, 2003, *INTEGRAL* detected a peculiar type I X-ray burst from the known burster SLX 1735–269 (Molkov et al., 2005). The burst’s duration exceeded 2 ks, putting it into the rare class of intermediate bursts, and its profile demonstrated several notable features. In particular, the rise time from the beginning of the burst to the moment when the luminosity reached the Eddington limit was atypically long, ~ 100 s. The authors argue that such a long rise time cannot be explained by an unusual chemical composition of the burning fuel or by a slow propagation of the thermonuclear burning front over the NS surface, and that there possibly occurred a series of (triggered) thermonuclear bursts on the NS surface that led to this unusual X-ray light curve. Considering a ^{12}C flash scenario for the long burst and calculating the time needed to accumulate the required amount of carbon, the authors concluded that more likely this burst resulted from burning of a large pile of H and He. They also reported the detection of 5 normal type I X-ray bursts from SLX 1735–269, similar in its characteristics to the only such burst from the source known

⁶<https://burst.sci.monash.edu/minbar/>

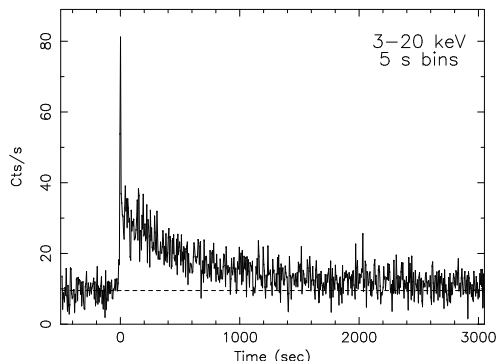


Figure 11: Long two-phase X-ray burst from GX 3+1 on August 31, 2004, as observed by JEM-X. (From Chenevez et al. 2006)

by that time. Based on this sample, they inferred that most of the persistent luminosity of SLX 1735–269 can be explained by almost pure He burning. Finally, from the observed spectral and burst activity changes with small variations in luminosity, they concluded that the system operates at an accretion rate near the border of two thermonuclear burning regimes.

Thanks to regular monitoring of the Galactic Centre region and the capability of broad-band X-ray spectroscopy, *INTEGRAL* has also proved very useful in follow-up observations of bursters discovered by other missions. In particular, a new transient, Swift J1734.5–3027, was discovered by *Swift*/BAT in 2013 and a long (~ 2 ks) type I X-ray burst occurred at the apparent beginning of the outburst. However, it turned out that the source had already been detected with *INTEGRAL*/IBIS half a day before the *Swift* discovery, which, together with a broad-band spectral analysis, demonstrated that the outburst developed as a result of the accretion disc’s instability, which then paved the way for the long X-ray burst rather than the burst triggered the outburst (Bozzo et al., 2015).

An interesting, more than 2 ks long, type I X-ray burst was observed by *INTEGRAL* from GX 3+1 (Chenevez et al., 2006). It started as a normal burst with a fast 1.3 s rise and went on to fade away with a decay time of 3 s, but in the middle of the fall its character changed into a quasi-exponential decay lasting more than 2,000 s (Fig. 11). The rise of the long-lasting emission cannot be distinguished from the initial spike, but the tail is much softer than the initial spike. It remains unclear which of the two

events triggered the other one. The authors discuss three possible scenarios of the long burst: (i) unstable burning of a H/He layer involving an unusually large amount of H that slows down the whole process as the rate of hydrogen fusion through rapid proton capture is limited by slow β decays, (ii) a flash of a big pile of He and (iii) premature ignition of a carbon layer, eventually favouring the first one.

A unique bursting behaviour was observed by *INTEGRAL* from SAX J1747–2853 on February 13, 2011 (Chenevez et al. 2011b). Only the beginning of the burst was reported, but rough extrapolation of the burst profile suggests a duration of 4 hours, referring the event to the class of superbursts. This event is unique because an intermediate long burst immediately preceded the superburst (Chenevez, 2019).

Challenges to our understanding of superburst physics were highlighted with observation of the first superburst from the LMXB transient 4U 1608–522 (Keek et al., 2008). The event started 55 days after the beginning of an accretion outburst and resembled previously observed superbursts from 4U 1254–690 and KS 1731–260. The authors analyzed the superburst as well as the long-term accretion and bursting behaviour of 4U 1608–522, using data from *RXTE*, *INTEGRAL* and other missions. It is often stated that the ^{12}C fuel for superbursts is produced during outbursts, while the stable nuclear burning of ^{12}C and the frequent type-I X-ray bursts lower the carbon abundance. However, the 4U 1608–522 outburst was much too short for accumulating the required pile of carbon (a few $10^{12} \text{ g cm}^{-2}$) for the superburst. Even more challenging is a superburst detected in 2011 from EXO 1745–248 (Altamirano et al., 2012), which started less than half a day from the onset of an accretion outburst. It thus appears that significant amounts of carbon can survive the long periods between the outbursts. Clearly, further investigations, taking into account mixing and sedimentation in the NS envelope, are needed to resolve the challenges faced by current superburst ignition models.

5.2.4. Normal bursts: case studies

Slow burster. 4U 1728–34 is a well-known He accretor often referred to as the ‘slow burster’, whose persistent emission and bursting behaviour have been studied by virtually all major X-ray astronomy missions.

Falanga et al. (2006) used the 2003–2004 *INTEGRAL* data to study for the first time the source’s

spectra in the wide 3–200 keV energy band. In these observations, 4U 1728–34 underwent a typical (for Atoll sources) spectral transition from an intermediate/hard to a soft state while its luminosity increased from 2% to 12% of Eddington. A total of 36 type I X-ray bursts were detected, including two demonstrating photospheric radius expansion. These latter events occurred during the intermediate/hard state when the local accretion rate was relatively low, $\sim 1.7 \times 10^3 \text{ g cm}^{-2} \text{ s}^{-1}$, whereas the other, weaker bursts occurred during the soft state when the accretion rate was high, $(2.4\text{--}9.4) \times 10^3 \text{ g cm}^{-2} \text{ s}^{-1}$. Moreover, an anti-correlation was observed between burst peak flux or fluence and accretion rate.

Misanovic et al. (2010) reported on their analysis of type I X-ray bursts from 4U 1728–34 based on *RXTE*, *Chandra* and *INTEGRAL* data. The authors compared the properties of 38 bursts with the predictions of ignition models taking into account the heating and cooling in the crust. The estimated burst ignition column depths proved to be significantly lower than expected. As possible explanations, the authors suggested shear-triggered mixing of the accreted helium to larger depths and fractional covering of the NS surface by the accreted fuel.

Kajava et al. (2017) continued studying *INTEGRAL* data for 4U 1728–34 accumulated over 12 years. Stacking spectra of 123 bursts detected when the source was in the hard state, they detected emission up to 80 keV during the bursts. Interestingly, the emission above 40 keV was found to drop during the bursts down to a third of the persistent emission level. This suggests that powerful X-ray burst emission causes an additional cooling of the electrons in the hot part of the accretion flow near the NS surface. The authors also detected a high-energy X-ray tail in the persistent emission when the source was in its soft state, presumably due to Comptonization on non-thermal electrons in a hot flow or a corona.

Clocked burster. GS 1826–238 was discovered by *GINGA* in 1988 (Makino, 1988) and tentatively reported as transient. In view of its similarity to Cyg X-1 and GX 339–4, Tanaka (1989) suggested that the source is a BH candidate. Later on, GS 1826–238 was monitored by the Wide Field Camera on board *BeppoSAX* (1996–1998) and X-ray bursts were detected from it for the first time, strongly suggesting the compact object to be a weakly mag-

netized NS. A total of 70 bursts were detected, showing a quasi-periodicity of 5.76 hr in the burst occurrence time (Ubertini et al., 1999). Due to such behaviour, the source is known as the ‘clocked burster’.

Cocchi et al. (2010) found that between two sets of *INTEGRAL* observations carried out in 2003 and 2006, the 2–200 keV persistent intensity of GS 1826–238 dropped by 30% while the burst recurrence time also decreased, apparently at variance with the typical limit-cycle bursting behaviour of the source. As a possible explanation, the authors suggested that the 2–200 keV energy band may miss a significant fraction of the bolometric luminosity and the softer X-ray emission (not probed by the *INTEGRAL* data) should be taken into account in evaluating the total persistent X-ray flux and the corresponding accretion rate.

In 2014, the source was caught for the first time in the high/soft spectral state and this was thoroughly investigated using observations with *Swift* and *NuSTAR* and archival data from *RXTE* and *INTEGRAL* (MINBAR, Chenevez et al. 2016). Several type I X-ray bursts detected during this period proved to be significantly weaker and shorter and their profiles and recurrence times varied significantly compared to the regular bursts observed during the (usual) low/hard state of the source. Prior to 2014, the bursts were consistent with H-rich thermonuclear burning including the rapid proton capture process (rp-process) leading to longer burst decay times, whereas after 2014, the bursts became flash-like in consistence with He-rich burning regime. This demonstrates that the bursting behaviour is sensitive to changes in accretion flow geometry, although the exact physical explanation is still missing.

4U 0614+091. A comprehensive analysis of the system was performed by Kuulkers et al. (2010) based on data from the *EURECA*, *RXTE*, *BeppoSAX*, *HETE-2*, *INTEGRAL* and *Swift* missions. Their efforts increased the number of bursts detected from 4U 0614+091 to 33 including 2 intermediate bursts and one superburst. Based on clear signs of a strong photospheric radius expansion within the first seconds of one of the intermediate bursts, the authors estimated the distance to the source to be 3.2 kpc. Also, two long (a few hours) faint tails were found, one of which being the remainder of the intermediate burst with photospheric radius expansion. The authors esti-

mated the column depths and energy release per gram in the bursts (i) by comparing the observed light curves with models, and (ii) by considering the burst energetics, and found both methods to be in good agreement. As argued by the authors, the sensitive dependence of the He ignition depth on temperature allows one to explain the existence of both normal and intermediate bursts by small variations in the accretion rate.

MX 0836–42. MX 0836–42 was discovered in 1971 by OSO-7, and in 1992 type I X-ray bursts were observed from the system establishing its nature as a NS LMXB. Chelovekov et al. (2005) used *INTEGRAL* and *RXTE* data to study the broad-band (3–100 keV) spectrum of the source for the first time. They also reported the detection of 24 type I X-ray bursts in JEM-X data and 15 bursts in PCA data with a recurrence time of over 2 h, confirming previous estimates. The data show a linear correlation between burst fluence and preburst persistent flux, suggesting complete fuel consumption during the bursts. The authors also set an upper limit of 8 kpc on the distance to MX 0836–42.

A later reanalysis of the data by Aranzana et al. (2016) revealed 61 bursts from MX 0836–42. It was demonstrated that most likely, mixed He/H burning triggered by unstable helium ignition takes place in this system. The authors also reported the detection of four series of double bursts with burst recurrence times of less than 20 min, with the secondary bursts being shorter and less energetic than the primary and typical bursts from the source. A number of explanations have been proposed for such burst behaviour (see §5.2.5 below)

IGR J17473–2721. In 2008, this *INTEGRAL*-discovered X-ray transient underwent a 6-month long outburst that unusually started with an X-ray burst. This outburst allowed Chenevez et al. (2011a) to study the burst activity of this LMXB in a wide range of accretion rates. Using *AGILE*, *Swift*, *RXTE* and *INTEGRAL* data, they detected 57 thermonuclear bursts from the source. After the persistent emission rose to the level corresponding to about 15% of the Eddington accretion rate, burst activity vanished and resumed only in a month at a persistent emission level lower than the pre-outburst one. The authors attribute such a behaviour either to thermal response of the NS crust or to a missed superbust (post-superburst bursting activity quenching has been observed in

several sources). They also noticed that bursting activity in IGR J17473–2721 strongly depends on whether the persistent emission is increasing or decreasing and concluded that we are dealing with a NS accreting hydrogen-rich material. Based on the observations of bursts with photospheric radius expansion, the distance to the source was estimated at 5.5 ± 0.8 kpc.

GRS 1741.9–2853. GRS 1741.9–2853 is a faint transient bursting source in a close vicinity of the Galactic Centre. Its weakness and position determined the low amount of information about its properties. Using *INTEGRAL*, *XMM-Newton* and *Swift* data, Trap et al. (2009) analysed its flux variability and bursting behaviour during 2 long outbursts the source underwent in 2005 and 2007. GRS 1741.9–2853 is known to produce bursts only while in outbursts and the flares under consideration were not an exception: 15 new type I X-ray bursts were detected from the source. The brightest observed burst allowed the authors to put an upper limit to the source’s distance of 7 kpc. The burst properties and the accretion rate suggest that pure He explosions take place in the system.

KS 1741–293. This is another previously poorly studied faint transient burster located in the crowded Galactic Centre region. Long-term monitoring with *INTEGRAL* confirmed its transient nature (De Cesare et al., 2007) and allowed its broad-band (5–100 keV) spectrum to be studied for the first time (with JEM-X and IBIS). The spectrum could be fit with a combination of black-body emission, originating at the accretion disc and/or at the NS surface, and a hard tail resulting from Comptonization of soft photons in a hot plasma around the NS. Two type I X-ray bursts were detected from the source during these observations.

SAX J1753.5–2349. This source, which was previously considered a burst-only one, provided a unique opportunity to study its non-burst spectral properties with *INTEGRAL*/IBIS and *Swift*/XRT in a broad (0.3–100 keV) energy band during its first ever outburst that took place in 2008 and lasted longer than 14 days. The authors estimated the accretion rate during the outburst and the outburst duty cycle, and concluded that SAX J1753.5–2349 is likely a very compact binary system (see a discussion on ultracompact X-ray binary systems in §7).

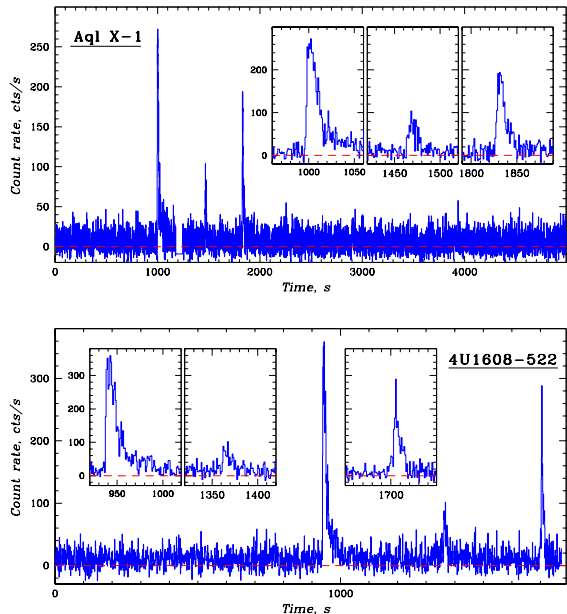


Figure 12: JEM-X 3–20 keV photon count rates obtained on March 24, 2004 (top), and March 28, 2009 (bottom), during which triple thermonuclear X-ray bursts were detected from the bursters Aql X-1 and 4U 1608–522. (From Grebenev and Chelovekov 2017)

5.2.5. New insights into theory

Several multiple bursts (sets of 2 or 3 events with recurrence times too short to accumulate enough fuel for the next burst ignition) were discovered (see Fig. 12) in preparing the catalogue of type I X-ray bursts detected by *INTEGRAL* (Chelovekov et al., 2017). Analysis of these events allowed Grebenev and Chelovekov (2017) to suggest a natural explanation of their origin within the model of a spreading layer of accreted matter on the NS surface (Inogamov and Sunyaev, 1999) in the case of a sufficiently high ($\dot{M} \gtrsim 10^{-9} M_{\odot} \text{ yr}^{-1}$) accretion rate.

According to the proposed scenario, the first burst of the series begins at high latitude on the surface of the NS where the bulk of accreted matter settles down and the ignition conditions are reached. When all the local fuel is burnt out, the flame propagates with a deflagration wave speed $v \simeq 0.01 \text{ km s}^{-1}$ over the stellar surface towards the equator and then towards the opposite stellar pole and the second ring zone. On reaching it, the second burst of the series begins. The existence of triple bursts suggests that a central ring zone might also be important, although in the standard model of a spreading layer no accumulation of matter is

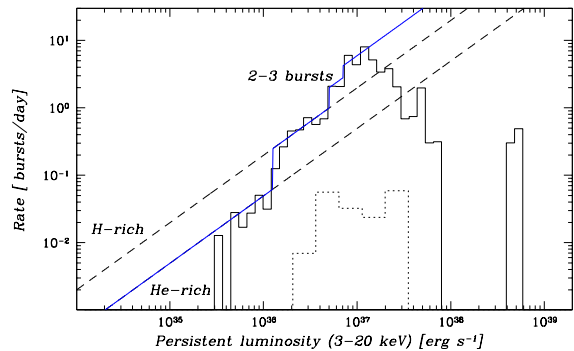


Figure 13: Rate of X-ray bursts vs. the persistent luminosity of bursters. The dashed lines show the predictions of the standard model of complete burning in a burst of the matter fallen to the NS surface since the previous burst (with the upper and lower lines corresponding to different assumed helium abundances). The thick solid line shows the prediction taking into account the latitude structure of the spreading layer. (From Grebenev and Chelovekov 2018)

believed to occur in this region.

Grebenev and Chelovekov (2018) further suggested that the enhanced column density of the accreted matter in the high-latitude ring zones compared to the rest of the NS surface should facilitate the ignition of matter in these zones, which may explain the observed high rate of type I X-ray bursts in sources with a high persistent luminosity (see Fig. 13).

There is another possible explanation for short waiting time (SWT) bursts (Keek et al., 2010). Keek and Heger 2017 performed one-dimensional simulations assuming that some amount of hydrogen fuel is left unburned at low column depth during the burst. As the opacity of the ash layer is anti-correlated with the temperature, it only takes a few minutes of cooling for the ashes to become opaque and to initiate convective mixing. This can bring the unburned hydrogen deep enough for a new burst to start.

5.3. Dips and eclipses

Several LMXBs exhibit periodic temporal decreases in the X-ray intensity (dips) as well as (partial or total) eclipses (22 and 13, respectively, as of 2007, Liu et al., 2007). It is commonly agreed that these phenomena are associated with high-inclination systems ($i > 60^\circ$); indeed eclipses are believed to occur when the central source's x-ray emission is blocked by the companion star, while dips are thought to arise due to obscuration by a

bulge in the accretion disc, where the matter from the companion impacts on the outer disc (White and Mason, 1985; Frank et al., 1987).

The spectral variations during the dipping activity cannot be described by a simple increase in photo-electric absorption by cold absorbing material with normal abundances, and several scenarios have been originally proposed (mainly, ‘absorbed plus non absorbed continuum’, and ‘progressive covering’, respectively: Parmar et al., 1986; Bałucińska-Church et al., 1999). With the advent of new-generation X-ray telescopes such as *XMM-Newton* and *Chandra*, an important step forward was performed: systematic and detailed analyses of the complex changes in the 0.6–10 keV continuum and absorption lines during dips could be self-consistently explained via changes in highly ionized absorbers – atmospheres or winds – present above the accretion discs in LMXBs, with no need for unusual abundances or partial covering of extended emission regions (Boirin et al., 2005; Díaz Trigo et al., 2006, and references therein).

Although *INTEGRAL* is not suited for characterizing the soft X-ray emission where the dipping activity is more pronounced, a broad-band approach has been successfully obtained for the dipper XB 1254–90 (Díaz Trigo et al., 2009). A simultaneous *INTEGRAL/XMM-Newton* spectral fitting (disc-blackbody and thermal Comptonisation) showed that the continuum responsible for ionizing the warm absorber is the high-energy (Comptonization) component, sampled by *INTEGRAL* (JEM-X and IBIS/ISGRI).

In the case of the transient dipping and eclipsing LMXB IGR J17451–3022 (Bozzo et al., 2016), the source remained quite soft during most of the nine-month outburst and was not significantly detected by *INTEGRAL* albeit a brief time interval (revolution 1458), when the source transited to a harder state with detection up to about 100 keV (photon index $\Gamma \sim 2$). The *XMM-Newton* coverage revealed the signature of the ionized absorber (multiple absorption features) in the observed dips and eclipses.

6. X-ray pulsars

One of the main achievements of the *Uhuru* observatory was the discovery of X-ray pulsars – binary systems where accretion occurs onto a strongly magnetized, spinning NS. The first such objects to be discovered turned out to be a high- and an intermediate-mass X-ray binary: Cen X-3 and Her

X-1, respectively, and it is currently known that the vast majority of X-ray pulsars are HMXBs. Interestingly though, the first X-ray pulsar was actually tentatively discovered before the launch of *Uhuru*, in balloon observations performed in October 1970, and it was GX 1+4 (Lewin et al., 1971), which is a LMXB, more specifically a symbiotic X-ray binary.

In this section, we discuss the *INTEGRAL* results on (i) ‘normal’ LMXB and IMXB pulsars – objects where accretion onto the NS proceeds via Roche lobe overflow of the companion, and (ii) symbiotic X-ray binaries, where accretion occurs from the stellar wind of a giant companion. As noted before, accretion-powered millisecond pulsars are reviewed separately by Papitto et al. in this volume.

6.1. ‘Normal’ X-ray pulsars

6.1.1. Her X-1

Since its discovery by *Uhuru* (Tananbaum et al., 1972), Her X-1 has been studied and monitored by almost all X-ray missions and therefore deserves special attention. It was the first X-ray pulsar in which the NS magnetic field was estimated directly from measurements of the cyclotron resonance scattering feature (CRSF) in the X-ray spectrum (Truemper et al., 1978). A review of the cyclotron line measurements in magnetized NSs can be found in Staubert et al. (2019).

Her X-1 is an IMXB consisting of a 1.8–2.0 M_{\odot} evolved sub-giant star and a 1.0–1.5 M_{\odot} NS (Tananbaum et al., 1972). The binary orbital period is 1.7 days, and the NS spin period is 1.24 s. The optical star HZ Her (Crampton, 1974) fills its Roche lobe and an accretion disc is formed around the NS. Due to the X-ray illumination, the optical flux from HZ Her is strongly modulated with the orbital period, as was first found by the inspection of archival photo-plates (Cherepashchuk et al., 1972).

The X-ray light curve of Her X-1 is additionally modulated with an approximately 35 day period (Giacconi et al., 1973). Most of the 35-d cycles last 20.0, 20.5 or 21.0 orbital periods (Staubert et al., 1983; Shakura et al., 1998; Klochkov et al., 2006). The cycle consists of a 7-orbits ‘main-on’ state and a 5-orbits ‘short-on’ state of lower intensity, separated by 4-orbits intervals during which the X-ray flux vanishes completely.

It is now widely recognized that the 35-d cycle of Her X-1 can be explained by the retrograde orbital precession of the accretion disc (Gerend and Boynton, 1976; Shakura et al., 1999a). The 35-d

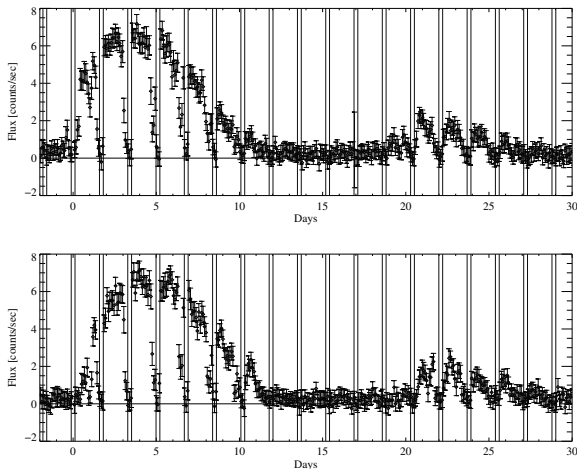


Figure 14: 35-day *RXTE*/*ASM* 2–12 keV mean light curve of Her X-1 constructed for cycles started at the orbital phase ~ 0.2 and ~ 0.7 (the upper and lower panel, respectively). Orbital eclipses are shown by vertical lines. (From Klochkov et al. 2006)

cycle turn-ons most frequently occur at the orbital phases ~ 0.2 or ~ 0.7 , owing to the tidal nutation of the outer parts of the disc with the double orbital frequency when the viewing angle of the outer parts of the disc changes most rapidly (Katz, 1973; Levine and Jernigan, 1982; Giacconi and Ruffini, 1978). The orbital and 35-d modulation of the X-ray light curve of Her X-1 as constructed from the *RXTE*/*ASM* observations is shown in Fig. 14 for the 35-d cycles starting at the orbital phases close to 0.2 and 0.7.

Since the first *Uhuru* observations (Giacconi et al., 1973), the nearly regular 35-d X-ray light curve behaviour of Her X-1 attracted much attention. It is generally accepted that the shape of the light curve is nicely explained by the precessional motion of the accretion disc. It was then noticed that the shape of the 1.24-s pulse profiles showed variations with the phase of the 35-d modulation, which was tentatively attributed to a possible free precession of the NS (Truemper et al., 1986). This was further investigated by Staubert et al. (2009a) and Postnov et al. (2013) using an extensive set of *RXTE* data. Staubert et al. (2013), however, showed that the possibly existing two ‘35-d clocks’, i.e. the precession of the accretion disc and the precession of the NS, are extremely well synchronized – they show exactly the same irregularity. This requires a strong physical coupling mechanism which could, for example, be provided

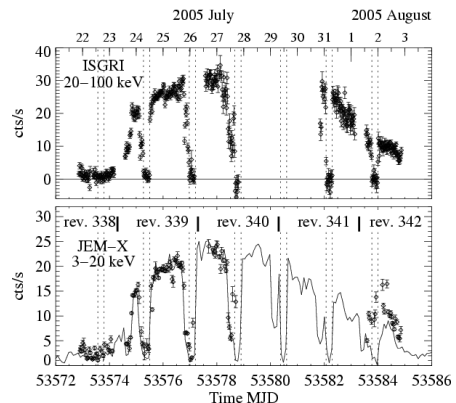


Figure 15: The IBIS/ISGRI 20–100 keV and JEM-X 3–20 keV light curve of Her X-1 obtained in the first *INTEGRAL* observations in 2005. The vertical dotted lines show orbital eclipses. The thin solid line in the bottom panel shows the mean *RXTE*/*ASM* light curve. (From Klochkov et al. 2008)

by the gas-dynamical coupling between the variable X-ray illuminated atmosphere of HZ Her and gas streams forming the outer part of the accretion disc (Shakura et al., 1999b; Staubert et al., 2013).

Dedicated *INTEGRAL* and *RXTE* observations of Her X-1 were carried out covering an almost entire main-on stage (Klochkov et al., 2008; Staubert et al., 2013) (see Fig. 15). These observations confirmed a strong pulse profile variation with the 35-d phase and enabled pulse phase resolved spectral measurements. They also revealed a change in the cyclotron line energy with the pulse phase. But most importantly, they triggered a suite of further X-ray observations to monitor the long-term behaviour of the cyclotron line energy (see below).

The timing analysis of the *RXTE* and *INTEGRAL* observations using the phase connection technique enabled the orbital ephemeris of Her X-1 to be updated, the orbital period secular decay to be improved and the orbital eccentricity to be measured for the first time (Staubert et al., 2009b).

6.1.2. *4U 1626–67*

This is a very interesting X-ray pulsar with a pulse period of 7.7 s in an LMXB with an orbital period of 42 min, discovered from optical observations (Middleditch et al., 1981; Chakrabarty, 1998). In this ultracompact X-ray binary (see Section 7 below), the NS accretes from a very low-mass companion ($\sim 0.04 M_{\odot}$ for the binary inclination angle $i = 18^{\circ}$, Levine et al. 1988). In the X-ray spec-

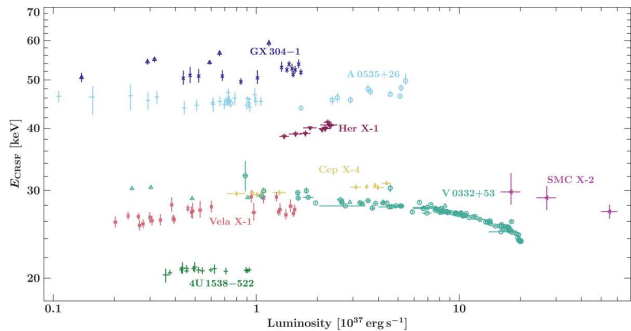


Figure 16: CRSF energy – X-ray luminosity correlation in X-ray pulsars. (From Staubert et al. 2019)

trum of 4U 1626–67, a CRSF with an energy of $E_{\text{cycl}} \sim 37$ keV is observed (e.g. Orlandini et al. 1998; Coburn et al. 2002; Camero-Arranz et al. 2012; Iwakiri et al. 2019).

A prominent feature of this pulsar is abrupt torque reversals observed in 1990 (Chakrabarty et al., 1997) and in 2008 (Camero-Arranz et al., 2010). Interestingly, a possible CRSF in emission was tentatively detected during a spin-down episode by *Suzaku* (Iwakiri et al., 2012). In recent *Suzaku* and *NuSTAR* observations carried out during the ongoing spin-up episode of the source started after the torque-reversal in 2008, the pulse period change was found to be $\dot{P} \approx -3 \times 10^{-11}$ s/s, in apparent agreement with the popular Ghosh and Lamb accretion model (Ghosh and Lamb, 1979) for accreting X-ray pulsars (Takagi et al., 2016).

The source was observed by *INTEGRAL* in March–October 20013 during the Galactic plane scanning and the deep Galactic center survey (Filippova et al., 2005). The parameters of the hard X-ray spectrum from the IBIS data were found to be similar to those originally determined by Orlandini et al. (1998) from *BeppoSAX* observations. The spectral and timing variability of 4U 1626–67 during the ongoing spin-up episode based on the *Suzaku* and *NuSTAR* observations is discussed in detail by Iwakiri et al. (2019) who also used an original relativistic ray-tracing code to model the phase-resolved pulse profiles in this source.

6.1.3. Positive CRSF energy – luminosity correlation and long-term CRSF energy evolution

Using *RXTE* data, Staubert et al. (2007) found for the first time a positive correlation between the CRSF centroid energy E_{cycl} and X-ray flux in Her X-1, with an increase of $\sim 5\%$ in energy for a factor of two increase in luminosity L_x . This correlation was later confirmed by a thorough analysis of *INTEGRAL*, *Swift*/BAT and *NuSTAR* data (Staubert et al., 2014). In bright transient X-ray pulsars, a negative $E_{\text{cycl}}-L_x$ correlation was known before (Mihara, 1995; Tsygankov et al., 2006). It is generally thought that the negative $E_{\text{cycl}}-L_x$ correlation is due to the changing height of a radiative shock that can be present in high-luminosity X-ray pulsars above some critical luminosity (Basko and Sunyaev, 1976). In low-luminosity pulsars, the radiation-supported accretion column cannot be formed, and the accreting matter is halted close to the NS surface (Staubert et al., 2007), with the possible formation of a collisionless shock. This model suggested a possible explanation to a number of spectral correlations observed in other low-luminosity X-ray pulsars (HMXBs), including GX 304–1 (Rothschild et al., 2017) and Cep X-4 (Vybornov et al., 2017), and triggered a lot of further studies. Figure 16 shows the measured $E_{\text{cycl}}-L_x$ correlations for a number of pulsars (Staubert et al., 2019).

Dedicated measurements of the cyclotron line energy in the X-ray spectrum of Her X-1 with *INTEGRAL* and other satellites resulted in the discovery of a secular decrease of E_{cycl} on a time-scale of a few tens of years (Staubert et al., 2014), which apparently stopped or reversed around 2015 (Staubert et al. 2017 and Staubert et al. 2019, in preparation) (see Fig. 17). The physics of the cyclotron line energy decrease can be related to the spread of accreted matter over the NS surface. This interesting issue definitely deserves further observational and theoretical studies.

The CRSF energy evolution was also searched for in other bright X-ray pulsars (HMXBs) Vela X-1 and Cen X-3 using *Swift*/BAT long-term survey observations (Ji et al., 2019). A secular decrease in the cyclotron line energy on a time-scale similar to that of Her X-1 was detected in Vela X-1 but was not found in Cen X-3.

6.2. Symbiotic X-ray binaries

Symbiotic stars demonstrate peculiar optical spectra implying the presence of a red giant and

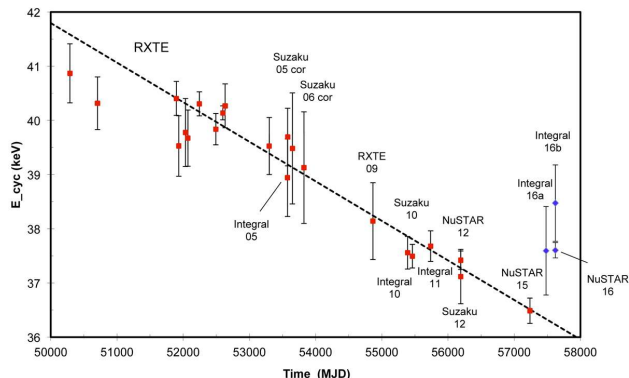


Figure 17: Secular decrease of the CRSF energy in Her X-1 observed in 1996–2015 and reversed afterwards. Measurements from different X-ray satellites are shown. (From Staubert et al. 2017)

a companion hot enough to sustain HeII (or higher ionization) emission lines (Allen, 1984). These are binary systems at an advanced evolutionary stage in which accretion onto a compact object (a white dwarf or a neutron star) occurs from a low-mass red giant companion (see, e.g., Munari 2019 for a recent review).

Symbiotic X-ray binaries (SyXBs) represent a relatively small subclass of long-period Galactic LMXBs consisting of a late-type giant (K1-M8) and an accreting magnetized NS. Candidate systems CGCS 5926 (Masetti et al., 2011) and CX-OGBS J173620.2–29333 (Hynes et al., 2014) possibly host carbon stars. The first SyXB was identified more than 40 years ago (Davidsen et al., 1977), and since then only a dozen of SyXBs have been discovered by various X-ray missions, including *INTEGRAL*. Table 2, taken from Yungelson et al. (2019), lists their main observed properties: the NS spin period P^* , binary orbital period P_{orb} , X-ray luminosity L_x and the distance to the source d .

The observed properties of SyXBs can be explained by quasi-spherical accretion from slow stellar winds of the red giant companions. The *INTEGRAL* monitoring of the steady spin-down in GX 1+4 (González-Galán et al., 2012b) triggered a deep study of wind accretion onto a slowly rotating magnetized NS, which resulted in the construction of a new theory of quasi-spherical settling accretion (Shakura et al., 2012, 2018).

For the Bondi–Hoyle–Lyttleton stellar-wind accretion in a circular binary hosting a NS with mass

M_x , the captured mass rate from the stellar wind from a donor star with mass M_o and the stellar wind mass-loss rate \dot{M}_o with velocity v_w is roughly $\dot{M}_B \sim (1/4)\dot{M}_o(R_B/a)^2$, where $R_B = 2GM_x/(v_w^2 + v_{\text{orb}}^2)$ is the Bondi radius (v_{orb} is the orbital velocity of the NS). The fate of the captured matter depends on the ability of the NS magnetosphere to absorb the accreting plasma, which is determined by the plasma cooling mechanism. If the plasma cools rapidly, $t_{\text{cool}} < t_{\text{ff}}$ (here t_{ff} is the free-fall time at the magnetospheric boundary and t_{cool} is the plasma cooling time), it freely enters the magnetosphere, and the classical Bondi–Hoyle supersonic accretion is realized with $\dot{M}_x = \dot{M}_B$. In the opposite case of slow plasma cooling, $t_{\text{cool}} \gg t_{\text{ff}}$, it can be shown (Shakura et al., 2012) that the actual accretion rate onto the NS which determines the observed X-ray luminosity L_x is $\dot{M}_x \approx \dot{M}_B(t_{\text{ff}}/t_{\text{cool}})^{1/3}$ and can be much lower than the Bondi rate.

The settling accretion regime should take place if the X-ray luminosity of the source is below $\sim 4 \times 10^{36} \text{ erg s}^{-1}$. In this case, a quasi-spherical hot convective shell forms above the magnetosphere and accretion occurs subsonically. Turbulent stresses in the shell mediate the angular momentum transfer to/from the NS magnetosphere, which adequately explains the observed spin-up/spin-down properties of GX 1+4 (González-Galán et al., 2012b; Shakura et al., 2012) and other slowly rotating X-ray pulsars with moderate X-ray luminosity (Marcu et al., 2011; Sidoli et al., 2017).

Recently, the Galactic population of SyXBs was modeled by Yungelson et al. (2019). The formation of a SyXB follows the classical evolutionary scenario of binary systems with NSs elaborated in the 1970s (van den Heuvel and Heise, 1972; Tutukov and Yungelson, 1973). To form a NS, the mass of the primary component of a binary system should exceed $\sim 8 M_\odot$. The primary evolves off the main sequence and mass transfer occurs onto the secondary component. For a large mass ratio of the primary (more massive) to the secondary (less massive) binary component, a common envelope (CE) is expected to form during the first mass-transfer episode. After the CE stage, the helium core of the primary evolves to a supernova that leaves behind a NS remnant.

If the binary survives the supernova explosion, a young NS appears in a binary system accompanied by a low-mass main-sequence star. When the low-mass star evolves off the main sequence, accretion onto the NS from the stellar wind of the red giant

Table 2: Parameters of observed and suspected SyXBs (Yungelson et al., 2019).

SyXB	P^* (s)	P_{orb} (day)	L_x (erg s^{-1})	d (kpc)
GX 1+4	$\simeq 140^{(1)}$	1161 ^(2,3) 295 ± 70 ⁽⁵⁾ 304 ^(6,7)	$10^{35}-10^{36(4)}$	4.3 ⁽²⁾
4U 1954+319	$\sim 18300^{(8)}$	$\gtrsim 400^{(9)}$	$4 \times 10^{32(9)}$	1.7 ⁽⁹⁾
4U 1700+24	?	404 ± 20 ⁽⁶⁾ 4391 ⁽²³⁾	$2 \times 10^{32}-10^{34(10)}$	0.42 ± 0.4 ⁽¹⁰⁾
Sct X-1	113 ⁽¹¹⁾	?	$2 \times 10^{34(11)}$	$\geq 4^{(11)}$
IGR J16194-2810	?	?	$\leq 7 \times 10^{34(12)}$	$\leq 3.7^{(12)}$
IGR J16358-4726	5850 ⁽¹³⁾	?	$3 \times 10^{32}-2 \times 10^{36(14)}$	5-6; 12-13 ⁽¹⁵⁾
CGCS 5926	?	$\sim 151^{(16)}$	$< 3 \times 10^{32(16)}$	5.2 ⁽¹⁶⁾
CXOGBS J173620.2-293338	?	?	$\sim 9 \times 10^{32(17)}$?
XTE J1743-363	?	?	?	$\sim 5^{(18)}$
XMMU J174445.5-295044	?	?	$\gtrsim 4 \times 10^{34(19)}$	3.1 ^{+1.8(19)} -1.1
3XMM J181923.7-170616	407.9 ⁽²⁰⁾	?	$2.78 \times 10^{34} d_{10}^2^{(20)}$?
IGR J17329-2731	6680 ± 3 ⁽²¹⁾	?	?	2.7 ^{+3.4(21)} -1.2
IGR J17197-3010			$\lesssim 1.6 \times 10^{35(22)}$	6.3-16.6 ⁽²²⁾

1 – Ferrigno et al. (2007), 2 – Hinkle et al. (2006), 3 – Izkiewicz et al. (2017), 4 – González-Galán et al. (2012a), 5 – Majczyna et al. (2016), 6 – Galloway et al. (2002), 7 – Pereira et al. (1999), 8 – Corbet et al. (2008), 9 – Masetti et al. (2006), 10 – Masetti et al. (2002), 11 – Kaplan et al. (2007), 12 – Masetti et al. (2007), 13 – Patel et al. (2004), 14 – Patel et al. (2007), 15 – Lutovinov et al. (2005a), 16 – Masetti et al. (2011), 17 – Hynes et al. (2017), 18 – Smith et al. (2012), 19 – Bahramian et al. (2014), 20 – Qiu et al. (2017), 21 – Bozzo et al. (2018), 22 – Masetti et al. (2012), 23 – Hinkle et al. (2018).

companion can occur, leading to the formation of a SyXB.

During the supernova explosion from the iron core collapse (CC) of a massive star, a newborn NS can acquire high anisotropic (kick) velocity. However, in a narrow range of primary masses close to the lower mass limit for the NS formation, after the first mass exchange in the binary system the evolution of the helium core presumably ends up with the formation of a NS via an electron-capture supernova (ECSN) (Miyaji et al. 1980; see Siess and Lebreuilly 2018 for a recent study), which is not accompanied by a large NS kick. However, neither the precise mass range for ECSN nor the kick velocity amplitude have been found to significantly affect the results of the SyXB population synthesis (Yungelson et al., 2019). Another possible NS formation channel, via the accretion-induced collapse (AIC) of an oxygen-neon white dwarf which accumulated mass close to the Chandrasekhar limit ($1.4 M_{\odot}$) in a low-mass binary system (Canal and Schatzman, 1976), has been shown to be strongly subdominant for the Galactic population of SyXBs (Yungelson et al., 2019). In Fig. 18, taken from Yungelson et al. (2019), the number of SyXBs in the Galaxy is shown as a function of time for different formation channels (iron CC, ECSN and AIC). For descendants of AICs, the upper estimate of SyXB obtained by assuming 100% efficient accretion is shown. In this calculations, a model of the Galactic star formation rate proposed by Yu and Jeffery (2010) was assumed. It is seen that only a few dozen SyXBs are expected to exist in the Galaxy, mostly produced via the ECSN channel, with their number remaining nearly constant in the last 10 billion years. The expected properties of the Galactic SyXB population (orbital periods, NS spin periods, X-ray luminosities) prove to be in agreement with observations.

7. Ultracompact X-ray binaries

Ultracompact X-ray binaries (UCXBs) are a distinct subclass of LMXBs characterized by orbital periods (P_{orb}) shorter than ~ 1 hr. The short orbital period implies the mass of the donor to be a few hundredths of a solar mass and that it is hydrogen-poor (Nelson et al., 1986; Savonije et al., 1986). Specifically, the donor can be an O/Ne/Mg, C/O or He white dwarf, or a non-degenerate He star accreting onto a NS or a BH. The combination of

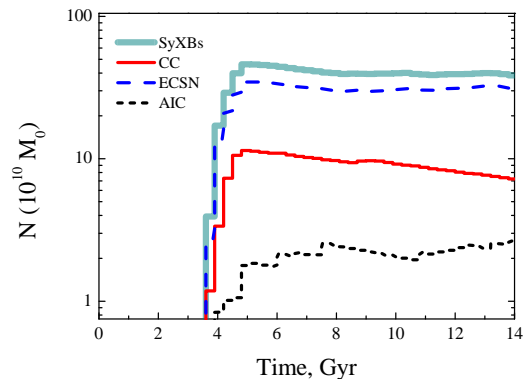


Figure 18: Number of SyXBs in the Galaxy as a function of time for SyXBs with the NS-components produced via the iron CC, ECSN and AIC channels (see text). (From Yungelson et al. 2019)

compact objects, short period variability and peculiar chemical composition makes UCXBs a unique astrophysical laboratory for studying accretion onto NSs under hydrogen-poor conditions and for testing the binary evolution theory. The interest in compact binary evolution has greatly increased recently thanks to the detection of gravitational waves from coalescing binary BHs and NSs. Understanding the physical characteristics of UCXBs is particularly important in connection with ESA/NASA *Laser Interferometer Space Antenna (LISA)* future mission, as such objects are expected to be strong sources of gravitational waves within the frequency range (10^{-4} –1 Hz) accessible to *LISA* (Postnov and Yungelson, 2014; Tauris, 2018; Nelemans, 2018).

Direct identification of UCXBs is possible through measurement of P_{orb} , which is difficult and while the predicted number of such systems in our Galaxy is as large as 10^6 (Nelemans, 2018), only 38 confirmed (of which 23 have a firm P_{orb}) or candidate (suggested by indirect methods) UCXBs are currently known (in’t Zand et al., 2007; Heinke et al., 2013; Sanna et al., 2017; Strohmayer et al., 2018; Baglio et al., 2016; Bahramian et al., 2017; Sanna et al., 2018; Goodwin et al., 2019). Thanks to the availability of new data and our better understanding of the physical properties of accreting compact objects, the UCXB sample has been rapidly growing recently; note that only 12 such systems (with measured or suggested orbital periods) were known in 2005 (Nelemans and Jonker, 2010).

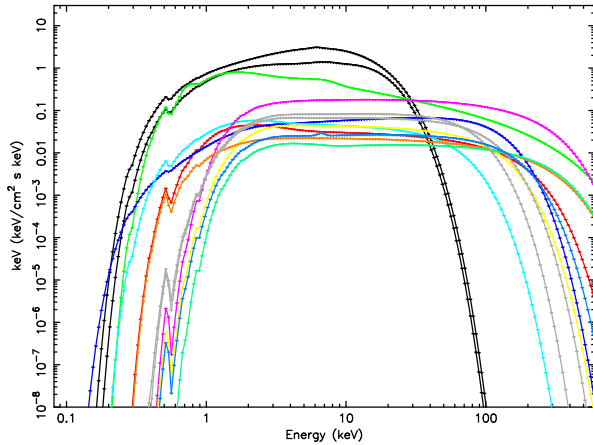


Figure 19: Extrapolated models of the spectra of burster UCXBs measured with *INTEGRAL*, *BeppoSAX* and *Swift*. (From Fionchi et al. 2008a)

Observations of UCXBs with *INTEGRAL* have provided a wealth of new information on the accretion process, thermonuclear burning (see Section 5.2) and orbital period variability in these systems. In particular, detailed studies of the broadband X-ray spectra have been carried out for a number of systems. A systematic analysis of the *INTEGRAL*, *BeppoSAX* and *SWIFT* data for a sample of UCXBs (Fionchi et al., 2008b,a, 2011) showed that these sources spend most of the time in the canonical low/hard state, with the hard Comptonization component dominating the emission (see Fig. 19). The derived physical parameter distributions show that the luminosities are lower than $\sim 7 \times 10^{36} \text{ erg s}^{-1}$, the temperature of the electrons in the corona (kT_e) is typically greater than 20 keV and the corona’s optical depth $\tau \leq 5$. Thanks to their hard spectra, UCXBs often turn out to be bright at high energies and indeed 13 of them have been detected in the 100–150 keV sky maps obtained with *INTEGRAL* (Bazzano et al., 2006; Krivonos et al., 2015).

The UCXB 4U 1850–087 was one of the first to be studied in detail using *INTEGRAL* data (Sidoli et al., 2006). X-ray emission was detected up to 100 keV. A broad-band spectrum based on quasi-simultaneous *INTEGRAL* and *XMM-Newton* observations in September 2003 was modelled with a combination of a disc-blackbody component with an inner temperature of $kT_{\text{in}} = 0.8 \text{ keV}$ and a power law with a photon index of 2.1. A similar behaviour has been observed for SLX 1737–282 (Falanga et al., 2008): the joined JEM-X/IBIS 3–100 keV broad-

band spectrum could be well fit by a power law with a photon index of 2.1.

Very rarely UCXBs are observed in the classical high/soft state, with the exception of 4U 1820–30 which spends most of the time in this state. Costantini et al. (2012) reported on an observation of this peculiar source in a high/soft state. The broad-band continuum was studied with *XMM-Newton* and *INTEGRAL* up to 40 keV and could be described by a classical combination of blackbody ($kT_{\text{bb}} \sim 0.3 \text{ keV}$) and Comptonized emission ($kT_e \sim 4 \text{ keV}$, $\tau \sim 5$), while the absorption features produced by cold matter along the line of sight were studied using *XMM-Newton* and *Chandra*. No evidence of iron emission was detected. The weakness or non-detection of this feature is a common property of UCXBs (in’t Zand et al., 2007). Very similar spectral parameters have been obtained for another UCXB observed (by various X-ray telescopes including *INTEGRAL*) in a high/soft state, 4U 0513–40: $kT_{\text{bb}} \sim 0.3 \text{ keV}$, $kT_e \sim 2\text{--}5 \text{ keV}$ and $\tau \sim 6$ (Fionchi et al., 2011). For comparison, during the typical low/hard state of the source, the Comptonizing plasma is much hotter: $kT_e \sim 15\text{--}21 \text{ keV}$, with $\tau \sim 2$. In soft X-rays, a 17 min orbital period was detected whenever the source was in a high/soft state, regardless of its luminosity (which varied between 0.7 to $5.2 \times 10^{36} \text{ erg s}^{-1}$ in the 0.5–50 keV energy band). This periodicity disappeared when the source was in a low/hard state. These facts are consistent with the orbital motion modulating the soft thermal emission coming from a small region around the NS but not the Comptonization component generated in a more extended corona surrounding the NS, and further imply a high inclination angle of the system ($> 80^\circ$).

An interesting result has been obtained by Iaria et al. (2015) for the UCXB XB 1916–053. Based on its light curves in soft and hard X-rays constructed with data from a large set of instruments including *INTEGRAL*/JEM-X and spanning 37 years, they found a long-term sinusoidal modulation (in addition to the linear trend) of the orbital period suggesting the presence of a third body with a mass $\sim 0.1 M_\odot$ orbiting the X-ray binary with a period ~ 50 years (assuming conservative mass transfer).

Most of the known UCXBs show thermonuclear X-ray bursts, implying accretion on to a NS. A number of UCXBs are known to be accreting millisecond X-ray pulsars. Recently, a new member of this class has been discovered thanks to *INTEGRAL*: X-ray pulsations with a period of 9.5 ms,

modulated by an orbital period of 46 min, were detected with *NuSTAR* and *Swift* (Sanna et al., 2018) from the transient IGR J16597–3704 discovered by *INTEGRAL* (Bozzo et al., 2017) in the globular cluster NGC 6256. The broad-band spectrum based on data collected by *INTEGRAL* and other observatories can be described by a sum of emission from an accretion disc and a Comptonizing corona with $kT_{\text{in}} \sim 1.4$ keV and $kT_e \sim 30$ keV, respectively, with no evidence for spectral iron lines or reflection humps similarly to other such systems.

In a number of UCXBs it remains unclear whether the primary component is a NS or a BH, as e.g. in 4U 1543–624. This source is normally stable and exhibits no timing signatures such as millisecond variability or type-I X-ray bursts. However, recently 4U 1543–624 showed an episode of enhanced accretion during *Swift* monitoring (Ludlam et al., 2017), and a 10-day follow-up observational campaign with *NICER*, *Swift* and *INTEGRAL* in X-rays and ACTA in the radio was performed (Ludlam et al., 2019). During the *INTEGRAL* observation, the source was clearly detected at 20–80 keV while it did not show a significant increase in soft X-rays or in the radio (Miller et al., 2017). The *NICER* and *INTEGRAL*/IBIS data together can be described by the hybrid spectral model for NSs (Lin et al., 2007) consisting of a multi-temperature blackbody for the accretion disc, a single temperature blackbody for a NS boundary layer and a power-law component (see Fig. 20). In the radio, only a 3σ upper limit on the flux density could be obtained. When placed on the X-ray–radio luminosity diagram for X-ray binaries, the source proves to lie significantly far from the range expected for BHs, which suggests that the primary compact object is a NS.

Recently, Fiocchi et al. (2019) reported on the source 1RXS J180408.9–342058, an X-ray burster and UCXB candidate. It has been observed in three different spectral states (high/soft, low/very-hard and transitional) using quasi-simultaneous *INTEGRAL*, *Swift* and *NuSTAR* observations. The authors show that the source is a new *clocked* X-ray burster, with an accretion rate of $\sim 4 \times 10^{-9} M_{\odot} \text{yr}^{-1}$ and the decay time of the X-ray bursts longer than ~ 30 s. This thermonuclear emission can be explained by a mixed H/He burning triggered by thermally unstable He ignition and strengthens the source’s classification as UCXB. During the high/soft state, blackbody emission with $kT_{\text{bb}} \sim 1.2$ keV is generated from the accre-

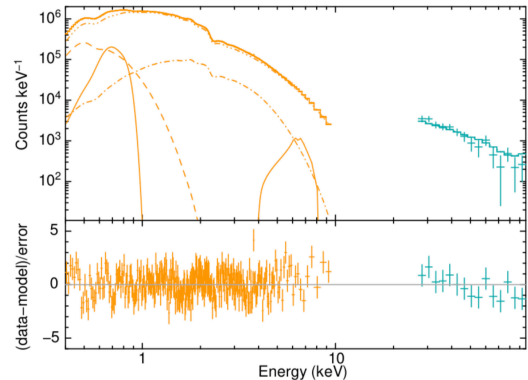


Figure 20: Spectral modelling of *NICER* (orange) and *INTEGRAL* (teal) data for the UCXB 4U 1543–624. (From Ludlam et al. 2019)

tion disc and the NS surface, which is Comptonized by an optically thick corona with $kT_e \sim 2.5$ keV. During the transitional and low/very-hard states, the spectra can be interpreted in terms of a double Comptonizing corona: the seed disc/NS photons ($kT_{\text{bb}} \sim 1.2$ keV) are Comptonized by a cool corona ($kT_e \sim 8$ – 10 keV), while another component originates from lower temperature photons ($kT_{\text{bb}} \sim 0.1$ keV) Comptonized by a hot corona ($kT_e \sim 35$ keV).

8. Persistent BH LMXBs

Most of the known or candidate BH LMXBs are transients and just three objects (1E 1740.7–2942, GRS 1758–258 and 4U 1957+115) may be considered persistently bright X-ray sources in the sense that they have never been observed to ‘switch’ on or off during more than 30 years of their monitoring (see Tetarenko et al. 2016 for a recent review). It is important to note, however, that there is probably no true dividing line between the transient and persistent classes as even the bona fide persistent BH LMXBs might well be long-term transients. Bearing in mind this uncertainty in the classification, we refer the reader to the review by Motta et al. in this volume for a discussion of *INTEGRAL* observations of transient BH LMXBs and proceed to discussing *INTEGRAL*-based results on persistent BH LMXBs.

8.1. 1E 1740.7–2942 and GRS 1758–258

Both sources are located in the bulge of the Galaxy and are known as microquasars due to the

discovery of double-sided radio jets (Mirabel et al., 1992; Rodriguez et al., 1992). Both objects spend most of their time in the low/hard state when they exhibit a flat or inverted radio spectrum with the radio variability correlated with that in hard X-rays. These properties are remarkably different from those associated with outbursts of BH X-ray transients and suggest that the jets in persistent BH LMXBs are intimately related to the Comptonization process (Fender, 2001).

1E 1740.7–2942, also known as the Great Annihilator, was discovered in 1984 in soft X-rays by *Einstein* (Hertz and Grindlay, 1984) and then reported as a bright hard X-ray source (Skinner et al., 1987). The observed correlation between its hard X-ray and radio emission (Mirabel et al., 1993) and the X-ray spectral behaviour similar to that of other galactic BH candidates (Sunyaev et al., 1991a; Sidoli et al., 1999) point to a BH origin of the compact object. The source aroused great interest when the *GRANAT* satellite detected a transient broad line around the electron–positron annihilation energy of 511 keV (Bouchet et al., 1991; Sunyaev et al., 1991a), although it was not confirmed by *Compton GRO/OSSE* data (Jung et al., 1995). GRS 1758–258 was discovered during observations of the Galactic Centre region with *GRANAT* (Mandrour, 1990; Sunyaev et al., 1991b) and later was suggested to be a LMXB (Martí et al., 1998; Smith et al., 2002b; Rothstein et al., 2002).

The optical/infrared companions of both sources have been difficult to identify owing to the crowded stellar environment and a large column ($\sim 10^{23} \text{ cm}^{-2}$) of cold gas in their direction (Gallo and Fender, 2002; Kalemci et al., 2006). For 1E 1740.7–2942, a tentative NIR counterpart was suggested by Martí et al. (2010) based on astrometric coincidence with the X-ray and radio position of the microquasar’s central core. Luque-Escamilla et al. (2015) excluded an extragalactic origin of 1E 1740.7–2942 by putting an upper limit of 12 kpc on its distance based on the detection of structural changes in the arcminute radio jets on time scales of about 1 year. Furthermore, these authors revealed a precession of the jets with a period of 1.3 years which allowed them to estimate the distance at 5 kpc. For GRS 1758–258, recently a reliable counterpart candidate has been finally identified based on astrometric and NIR photometric variability criteria (Martí et al., 2010; Luque-Escamilla et al., 2014). Moreover, the source’s multi-wavelength properties were found to be consistent with its suspected BH

LMXB origin. However, Martí et al. (2016) based on optical spectroscopy suggested that GRS 1758–258 hosts a main-sequence star of mid-A spectral type, implying that the system might actually be an intermediate-mass X-ray binary.

As already mentioned, most of the time these sources have been observed in the low/hard state characterized by an absorbed power law with a photon index of 1.4–1.5 and a high-energy cutoff, as is typical for BH candidates. However, on a number of occasions transitions to a softer state have been recorded. *RXTE* monitored 1E 1740.7–2942 and GRS 1758–258 for many years and revealed an interesting hysteresis effect for changes within the hard state (Main et al., 1999; Smith et al., 2002b). Namely, the power-law index (Γ) was found to anticorrelate with the derivative of the photon flux, i.e. the spectrum is softest when the photon flux is dropping. This is in striking contrast with the behaviour of the BH HMXB Cyg X-1, where soft spectra are observed only when the luminosity is highest. In one observation, another extraordinary event was observed by *RXTE* in 1E 1740.7–2942 (Smith et al., 2002b), when its spectrum hardened dramatically while the total photon flux remained unchanged. The same monitoring X-ray data have also been used to tentatively measure the orbital period of 1E 1740.7–2942 at 12.7 days (Smith et al., 2002b), implying that if the system accretes by Roche-lobe overflow it must have a red-giant companion. Finally, there is an indication of a very long (~ 600 days) periodicity in this object (Smith et al., 2002a), possibly associated with cyclic transitions between a flat and warped disc, such as seen at somewhat shorter timescales in LMC X-3 and Cyg X-1. For GRS 1758–258, the *RXTE* monitoring revealed a soft state (Smith et al., 2002a), with the soft component decaying slower than the hard one on a time scale of 28 days.

Starting February 2003, *INTEGRAL* has extensively observed the Galactic Centre region during the visibility periods of 1E 1740.7–2942 and GRS 1758–258. del Santo et al. (2005) performed a joint spectral and long-term variability analysis of 1E 1740.7–2942 with *INTEGRAL* and *RXTE*. In the hard state of the source, its spectrum could be measured with IBIS up to a rollover near 100 keV, which made it possible to estimate the temperature and optical depth of the Comptonizing corona. In September 2003, a spectral transition was detected: the flux at lower energies increased and the slope of the power-law component increased from $\Gamma = 1.3$

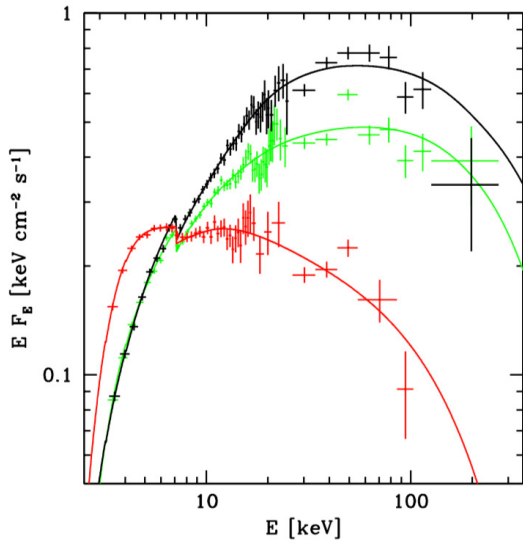


Figure 21: Spectra of 1E 1740.7–2942 in the hard (black and green) and soft (red) states obtained with *RXTE* and *INTEGRAL*, fitted by the absorbed thermal Comptonization model. (From del Santo et al. 2005)

to 2.3 (see Fig. 21). Interestingly, the total flux in this soft state proved somewhat lower than in the hard state. No Compton reflection component was detected in the soft state, which was attributed to a precessing accretion disc being caught nearly edge-on. Recently, Natalucci et al. (2014) reported on nearly simultaneous *INTEGRAL* and *NuSTAR* observations of 1E 1740.7–2942 in its low/hard state. The derived spectrum spanning a very broad range of 3–250 keV could be described by Comptonization on thermal electrons with $kT_e \sim 40$ keV.

Combining the data from the IBIS and SPI instruments obtained in 2003–2005, Bouchet et al. (2009) extended the study of the spectral analysis of 1E 1740.7–2942 into the soft gamma-ray band. Since the angular resolution of SPI is not sufficient to separate 1E 1740.7–2942 from several other nearby sources, information on their relative fluxes provided by IBIS was used in the spectral analysis of the SPI data. Mean spectra of 1E 1740.7–2942 were obtained for the 2003 and 2005 observations, when the source was in the canonical low/hard state (while during 2004, it was very dim in hard X-rays). The hard X-ray continuum was measured up to 600 keV and revealed excess emission at energies above 200 keV on top of the thermal Comptonization component (with a high-energy cutoff at ~ 140 keV). Alternatively, the broad-band

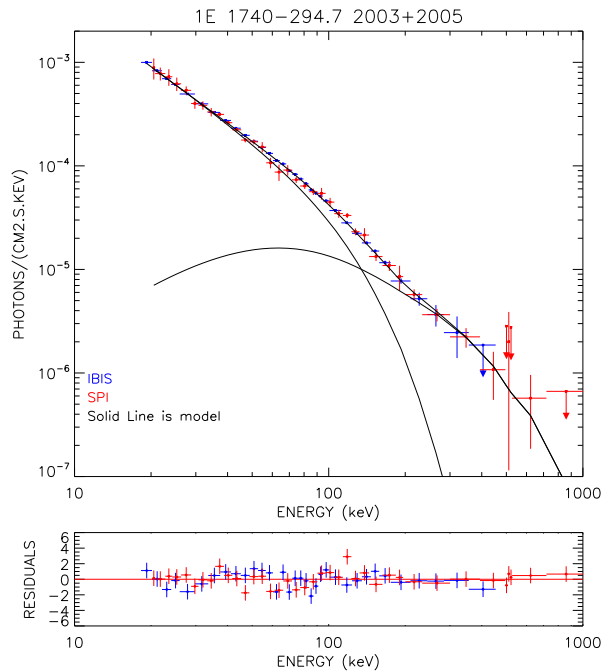


Figure 22: 1E 1740.7–2942 spectrum measured with IBIS and SPI during the 2003 and 2005 observations. The solid line shows the best-fitting two-temperature Comptonization model. (From Bouchet et al. 2009)

spectrum could be described by a Comptonization model with two populations of hot electrons with $kT_{e1} \sim 30$ keV and $kT_{e2} \sim 100$ keV (see Fig. 22), suggesting the presence of two distinct heating regions/mechanisms or a temperature gradient in the Comptonizing plasma. A similar high-energy excess has been found by *INTEGRAL* during the low/hard state of the BH transient GX 339–4 (Joinet et al., 2007; Del Santo et al., 2008) and was suggested to reflect spatial/temporal variations in plasma temperature (see e.g. Malzac and Jourdain 2000). Previously, high-energy components had only been observed in the high/soft state of BH X-ray binaries and were interpreted as Comptonization by a non-thermal electron population (e.g. Zdziarski and Gierliński 2004).

Finally, no electron-positron annihilation signature has been detected from 1E 1740.7–2942 by *INTEGRAL* despite its multi-year monitoring of the Galactic Centre region: the 2σ upper limit obtained with IBIS is 1.6×10^{-4} ph cm $^{-2}$ s $^{-1}$ on any emission line in the 491–531 keV range (De Cesare, 2011), which is well below the flux reported from *GRANAT*/SIGMA observations (Bouchet et al., 1991; Sunyaev et al., 1991a). This implies that if

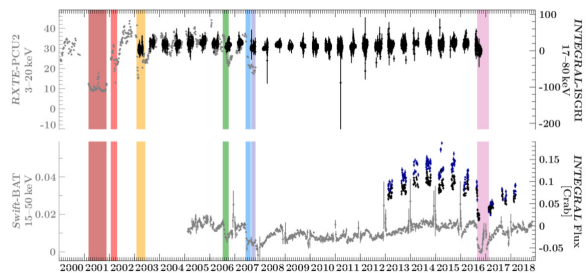


Figure 23: Light curve of GRS 1758–258 in various X-ray bands as seen with *RXTE*/PCA (3–20 keV – top, grey), *Swift*/BAT (15–50 keV – bottom, grey) and *INTEGRAL*/IBIS (17–80 keV – top, black, 20–40 keV – bottom, black and 40–80 keV – bottom, blue). (From M. Hirsch’s thesis, <https://www.sternwarte.uni-erlangen.de/docs/theses/>)

positron annihilation does occur in 1E 1740.7–2942, it must have a low duty cycle.

Similar broad-band X-ray studies based on the *INTEGRAL* and *RXTE* long-term monitoring campaigns have been performed also for GRS 1758–258 (Cadolle Bel et al. 2006; Pottschmidt et al. 2006, see Fig. 23). The source was found in the hard state most of the time. The derived spectra can be fit by a cutoff powerlaw or a thermal Comptonization model in the 3–300 keV energy band, with the parameter values typical of the hard state of BH X-ray binaries. Pottschmidt et al. (2008) made an attempt to extend the spectrum of GRS 1758–258 into the soft gamma-ray range using the data from the PICsIT high-energy detector of the IBIS instrument and reported the detection of a positive signal up to ~ 800 keV, suggesting the presence of an additional emission component, similarly to the case of 1E 1740.7–2942 in its hard state discussed above.

On a few occasions, GRS 1758–258 was observed to switch to a soft state (Pottschmidt et al., 2008, 2016) when its inferred bolometric luminosity remained nearly the same as during the hard state. This ‘dim’ soft state, similar to that observed by *INTEGRAL* in 1E 1740.7–2942 (see above), seems to be different from the canonical soft state observed in persistent BH HMXBs like Cyg X-1 or LMC X-3, where softening is associated with higher mass accretion rates, and is likely a manifestation of the same hysteresis effect as displayed by BH transients like GX 339–4. This is consistent with persistent BH LMXBs being intrinsically similar to BH transients, as we are probably dealing with Roche lobe overflow from a low-mass companion in both cases in contrast to wind-fed accretion in BH HMXBs.

8.2. 4U 1957+115

The X-ray source 4U 1957+115 and its optical counterpart V1408 Aql have been known for more than 40 years (Giacconi et al., 1974; Margon et al., 1978). Although there are strong indications that the compact object is a BH rather than a NS (X-ray spectral and variability properties as well as a lack of X-ray bursts, e.g. Wijnands et al. 2002; Nowak et al. 2012), it has not yet been possible to tightly constrain the parameters of the binary (other than the orbital period of 9.3 hours) and put a lower limit on the mass of the compact object Gomez et al. 2015). The X-ray properties of 4U 1957+115 are quite unique. It has remained active for more than 40 years and has always been observed in a soft, disc-dominated spectral state with no detectable radio jets (Wijnands et al., 2002; Russell et al., 2011; Maitra et al., 2014).

Because of its persistently soft spectrum, 4U 1957+115 has remained undetectable in hard X-rays by *INTEGRAL* in most observations, apart from a two-day interval in mid-October, 2008 when it was detected in the 20–40 keV energy band (Bird et al., 2016), perhaps indicating a soft-to-hard spectral transition. However, the source is clearly seen with the JEM-X instrument in the 5–10 keV energy band, with a typical flux ~ 30 mCrab.

9. Sgr A*: persistent emission, flares, and X-ray echoes of the past activity

The supermassive black hole (SMBH) at the centre of our Galaxy, Sgr A*, is in a very low accretion state at the present epoch, with the estimated accretion rate $\dot{M} \lesssim 10^{-7} M_{\odot} \text{ yr}^{-1}$, i.e. $\lesssim 10^{-6}$ of the critical rate for a $\sim 4 \times 10^6 M_{\odot}$ black hole (e.g. Yusef-Zadeh et al., 2015). As a result, Sgr A* is an extremely faint source, with the bolometric-to-Eddington luminosity ratio $L_{\text{bol}}/L_{\text{Edd}} \sim 10^{-9}$ (Genzel et al., 2010) and persistent X-ray luminosity of about $3 \times 10^{33} \text{ erg s}^{-1}$ (Baganoff et al., 2003)⁷. Detection of such a source with *INTEGRAL* is hardly feasible, especially taking into account that the Galactic Centre region is densely populated by much brighter (both persistent and transient) hard X-ray sources that cannot be unequivocally separated from Sgr A* at *INTEGRAL*/IBIS’s $\sim 12'$ angular resolution (see e.g. Revnivtsev et al., 2004a; Bélanger et al., 2006, and Section 4 of this review).

⁷Of which a significant fraction may actually be produced by the nuclear cluster of stars (Sazonov et al., 2012).

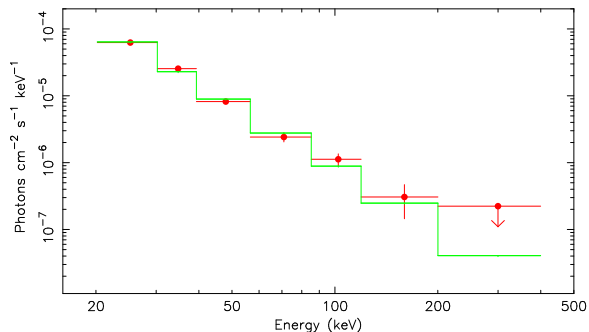


Figure 24: Average 20–400 keV spectrum of the source IGR J17456–2901 associated with a compact region around Sgr A*, obtained by IBIS/ISGRI in 2003–2004. A powerlaw fit with $\Gamma \approx 3.0$ is shown in green. (From Bélanger et al. 2006)

Nonetheless, a persistent hard X-ray source, IGR J17456–2901, has been detected and localized to within $1'$ of Sgr A* by IBIS/ISGRI after 7 Ms of observations, with a 20–400 keV luminosity of about $5 \times 10^{35} \text{ erg s}^{-1}$ (for a 8 kpc distance to Sgr A*) and a spectral powerlaw slope $\Gamma \approx 3$ (Bélanger et al. 2006, see Fig. 24). No significant variability was revealed on kilosecond to monthly timescales. Bélanger et al. (2006) concluded that this source is likely a compact (a few arcmin, or $\sim 5 \text{ pc}$) yet extended region of diffuse emission surrounding Sgr A*. Recently, *NuSTAR* partly resolved IGR J17456–2901 into non-thermal X-ray filaments, molecular clouds and point sources (Mori et al., 2015). The authors further suggested that the remaining unresolved ‘central hard X-ray emission’ is likely the integrated emission of numerous CVs (mostly intermediate polars), similarly to the large-scale Galactic ridge X-ray emission (Krivonos et al., 2007a).

Sgr A* itself is a variable source: its NIR and soft X-ray emission exhibits intensive flaring over a broad range of timescales with the amplitude ranging from tens to hundreds relative to the ‘quiescent’ levels (Witzel et al., 2012, 2018; Neilsen et al., 2015; Haggard et al., 2019). Thanks to this, cross-correlation with the data of NIR/X-ray monitoring significantly improves opportunities of studying the hard X-ray emission of Sgr A* with *INTEGRAL* despite the strong contamination by much brighter (known) sources (e.g. Barrière et al., 2014).

Such a study has been conducted by Trap et al. (2010) based on a multiwavelength campaign performed in April 2007. *INTEGRAL* monitored the Galactic Centre region simultaneously with IR and

soft X-ray telescopes for a total effective exposure $\sim 212 \text{ ks}$ for IBIS/ISGRI and $\sim 46 \text{ ks}$ for JEM-X at Sgr A* position. No hard X-ray/soft γ -ray counterpart of a flare detected in IR and soft X-rays was detected, but the presence of persistent emission was confirmed with high significance (Trap et al., 2010). Measurement of the broadband spectral shape is important for testing the models of these flares, and *INTEGRAL* provides a very useful possibility to constrain the spectral hardness and the presence of high-energy tails (Yusef-Zadeh et al., 2006; Trap et al., 2010). Therefore, further analysis of *INTEGRAL* data covering even more intensive flaring episodes (e.g. Haggard et al., 2019) will continue to be useful for the multiwavelength characterization of these events.

Orders of magnitude more powerful flares must have been experienced by Sgr A* on historical timescales, as suggested by the observed light-travel-time-delayed reflection of its X-ray emission off molecular clouds in the Central Molecular Zone. First indications of such ‘echoes’ were obtained with the *GRANAT* observatory, which revealed that the morphology of the hard X-ray emission from the direction of the Galactic Centre closely follows the projected distribution of the dense molecular gas in this region (Sunyaev et al., 1993). The subsequent discovery by *ASCA* of an iron fluorescent line at 6.4 keV associated with the brightest clouds (Koyama et al., 1996) and detailed studies of the morphology and spectra of this emission with *Chandra*, *XMM-Newton*, *Suzaku*, and *NuSTAR* (Muno et al., 2007; Inui et al., 2009; Ponti et al., 2010; Terrier et al., 2010; Capelli et al., 2012; Clavel et al., 2013; Ryu et al., 2013; Zhang et al., 2015; Churazov et al., 2017c; Krivonos et al., 2017a; Chuard et al., 2018; Terrier et al., 2018; Kuznetsova et al., 2019; Ponti et al., 2013) have verified its X-ray reflection origin and opened the way for in-depth exploration of the past Sgr A* activity and properties of the surrounding dense gas (see Churazov et al. 2017b, 2019 for a review of the current status and prospects for the future).

The discovery of hard X-ray emission from the direction of the giant (a few $10^6 M_{\odot}$) molecular cloud Sgr B2 by *INTEGRAL* (Revnivtsev et al. 2004a, see Fig. 25) has provided further strong evidence that the illuminating flare was associated with the central SMBH rather than with some other transient source. Indeed, the estimated characteristics of the flare are very similar to the emission properties of low-luminosity AGN in terms of the spec-

tral shape (a powerlaw with $\Gamma = 1.8$) and luminosity ($L \approx 1.5 \times 10^{39}$ ergs $^{-1}$ in the 2–200 keV energy band), as opposed to e.g. ultraluminous X-ray sources, which have similar luminosities but significantly softer spectra (see Clavel et al., 2013; Ponti et al., 2013; Churazov et al., 2017a). Furthermore, since low-luminosity AGN are common in local galaxies, bright flares such as the one recorded in the past by *INTEGRAL* may be quite usual for our central SMBH and occur again in the near future.

Further *INTEGRAL* observations together with contemporary *XMM-Newton* data revealed a fading of the hard X-ray emission from the Sgr B2 cloud (Terrier et al. 2010, see Fig. 26). Although models invoking cosmic rays to explain the soft X-ray emission with the iron fluorescent line along with the hard X-ray continuum are capable of reproducing the observed spectral shape, accounting for the detected variability is very problematic in these scenarios (e.g. Chernyshov et al., 2018), so the X-ray reflection origin of the observed emission gained even more support.

The characteristic timescale of the measured flux decay, ~ 8 years, is consistent with the light-crossing-time of the molecular cloud’s core, indicating a relatively sharp switching off of the primary flare’s emission. Using the estimates of the Sgr B2 position relative to Sgr A*, this allowed the time of the flare to be bound between 75 and 155 years ago, in good agreement with the latest estimates based on data from *Chandra* (Churazov et al., 2017c) and *XMM-Newton* (Terrier et al., 2018). The resulting remarkable picture of Sgr A* experiencing outbursts of hard X-rays at least 5 orders of magnitude more luminous than the present ‘quiescent’ level and lasting less than a few years provides a unique view of the ‘everyday’ life of a low-luminosity AGN in our Galactic backyard.

The exceptional coverage of the Galactic Centre region by *INTEGRAL* over the course of the mission makes it possible to put more attention to the details of the emission variability. Although the angular resolution of *INTEGRAL* does not permit the exploration of the compact clumps of reflected emission (which are best suited for reconstruction of the primary source’s light curve), the fading profile of the largest clouds (e.g. Sgr B2) becomes dominated by the contribution of the doubly scattered emission at the latest times (e.g. Sunyaev and Churazov, 1998; Odaka et al., 2011; Molaro et al., 2016). Thanks to the low level of photoabsorp-

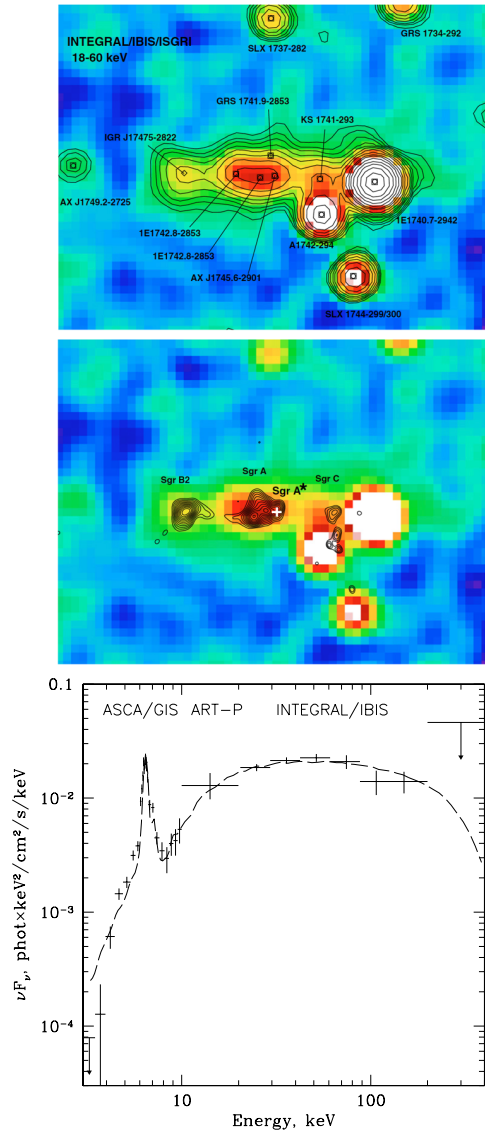


Figure 25: Top and middle panels: 18–60 keV image of a 3.5×2.5 deg Galactic Centre region obtained with *INTEGRAL* in 2003–2004. In the top panel, contours of the signal-to-noise ratio are shown along with the names of the known X-ray sources. In the middle panel, contours of the surface brightness distribution in the 6.4 keV fluorescent line of neutral iron measured by *ASCA* are overplotted, with the locations of the most prominent molecular complexes indicated. The location of Sgr A* is marked with the white cross. Hard X-ray emission from the most massive molecular complex, Sgr B2, is clearly seen (identified as the IGR J12475–2822 source). Bottom panel: broad band X-ray spectrum of IGR J17475–2822 based on data of *ASCA*/*GIS*, *GRANAT*/*ART-P* and *INTEGRAL*/*IBIS*. The best-fit reflection model is shown with the dashed line. (From Revnivtsev et al. 2004a)

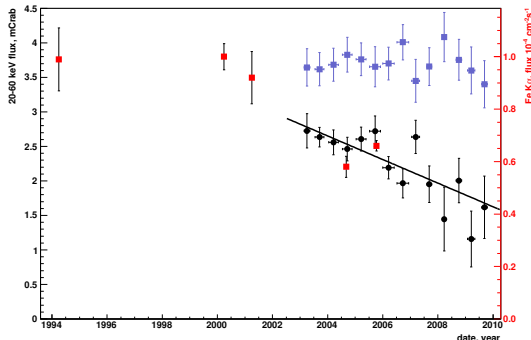


Figure 26: Light curves of the 20–60 keV emission (left axis, mCrab units) from Sgr B2 (black circles) and a comparison source (Ophiuchus cluster, blue squares) based on *INTEGRAL* observations from 2003 to 2009. Decay of the hard X-ray flux is clearly visible and broadly consistent with the decay of the flux in the 6.4 keV iron fluorescent line as measured by *ASCA*, *Chandra*, *XMM-Newton*, and *Suzaku* (red squares, right axis) from 1996 to 2006 (Inui et al., 2009). (From Terrier et al. 2010)

tion in the hard X-ray band, the doubly-scattered albedo is higher than in the standard 4–8 keV band, and this is further enhanced by the down-scattering of higher energy photons due to Compton recoil. This long-lived signal is sensitive to the distribution of molecular gas in the extended envelopes of the giant clouds, which is of great interest as an intermediate state between the atomic and molecular phases of the interstellar medium (e.g. Khabibullin et al., 2020).

10. Conclusions

Seventeen years of broad-band X-ray observations with *INTEGRAL* have provided a unique database for exploration of the Galactic LMXB population, which is still ongoing. The X-ray maps obtained with the IBIS and JEM-X instruments clearly show that LMXBs trace the distribution of old stars in the Milky Way, concentrating towards the Galactic Centre. Thanks to *INTEGRAL*, we now have a large, highly complete sample of LMXBs (~ 170 identified objects and ~ 40 further candidates among the currently unidentified objects) with hard X-ray luminosities from $\gtrsim 10^{37}$ down to $\sim 10^{35}$ erg s $^{-1}$. This sample has been used to reliably measure the parameters (the break luminosity and the slopes of the faint and bright parts) of the LMXB luminosity function for the first time, which is crucial for constraining theories of binary

stellar evolution and accretion onto relativistic compact objects.

INTEGRAL has allowed us to significantly increase the samples of LMXBs of specific types, such as Atoll sources, bursters, UCXBs, accretion-powered millisecond pulsars and SyXBs. This has important inter-connections with advances in other branches of astronomy. In particular, UCXBs are expected to be strong sources of low-frequency gravitational waves that can be detected with the future space experiment *LISA*. In addition, thanks to the multi-year monitoring with *INTEGRAL*, we have significantly expanded our knowledge of various energetic phenomena associated with accretion of matter onto NSs and BHs, such as X-ray spectral transitions, and physical processes occurring on the surface of NSs, such as thermonuclear X-ray bursts.

Last but not least, the long-term monitoring of the Galactic Centre with *INTEGRAL* has shed light on the activity of Sgr A* in the recent past, confirming previous indications that our SMBH experienced a major accretion episode just ~ 100 years ago and adding further important details to the emergent picture: namely, that the flare ended fairly abruptly and that its broad-band X-ray spectral properties were similar to those of (persistent) low-luminosity AGN. Therefore, our SMBH is not dormant all the time and there is an exciting possibility to observe a new major outburst directly (rather than through X-ray reflection) in not-so-distant future, perhaps during the remaining lifetime of *INTEGRAL*.

As the *INTEGRAL* observatory continues to operate in orbit, it is important to think about its exploitation for further LMXBs studies in the coming years. Although the accumulated exposure in the Galactic plane and in the Galactic Centre regions is already very high (~ 10 and ~ 40 Ms per position, respectively) and it will be difficult to significantly deepen the already existing *INTEGRAL* maps, continued monitoring of the Milky Way by *INTEGRAL* can certainly provide new valuable information, such as discoveries of new transients and further insights into the long-term behaviour of known LMXBs.

Over the next several years, there may also be interesting synergies with the all-sky X-ray survey by the *SRG* observatory (launched in July 2019), with its eROSITA and ART-XC grazing-incidence X-ray telescopes. This survey is expected to gradually reach an unprecedented sensitivity of a few 10^{-13} erg s $^{-1}$ cm $^{-2}$ in the 2–10 keV energy

band over the whole sky after 8 six-month scans (Merloni et al., 2012), while similar or somewhat deeper maps will be available for selected regions of the Galaxy already after a series of performance-verification observations at the beginning of the mission (Mereminskiy et al., 2019). The discovery potential of the *SRG* survey is huge. In particular, it may double the existing sample of Galactic LMXBs (Doroshenko et al., 2014). Despite the substantially lower sensitivity, *INTEGRAL* hard X-ray observations of the Galaxy may nicely complement the *SRG* data obtained at lower energies, in particular in revealing and studying transient phenomena associated with LMXBs and constructing a maximally full sample thereof.

The Galactic plane and Galactic Centre are rich and ever-changing regions hosting persistent as well as transient sources, spanning over a wide range of X-ray intensities and physical mechanisms. Quantifying the spatial distribution, activity and properties of these sources is essential for population studies and for understanding the evolution of our own Galaxy. *INTEGRAL* has helped us zoom into the high energy sky, unveiling an impressive wealth of Galactic phenomenology and physics and enabling international and multi-wavelength collaborations. There are all reasons to believe it will continue to do so in the coming years.

Acknowledgments

Based on observations with *INTEGRAL*, an ESA project with instruments and a science data center funded by ESA member states (especially the PI countries: Denmark, France, Germany, Italy, Spain, and Switzerland), the Czech Republic, and Poland and with the participation of Russia and the USA. The *INTEGRAL* teams in the participating countries acknowledge the continuous support from their space agencies and funding organizations, in particular the Italian Space Agency ASI (via different agreements including the latest one, 2019-35HH) and the Russian Academy of Sciences. MDS acknowledges financial contribution from the agreement ASI/INAF n.2017-14-H.0 and from the INAF main-stream grant (PI T. Belloni).

We dedicate this review to our late colleague and friend Mikhail Revnivtsev, who has provided a huge contribution to the success of the *INTEGRAL* mission and was behind many of the results presented in the review.

Distance measurements for the *INTEGRAL* LMXBs

(D1) De Falco et al. (2017), (D2) Strader et al. (2016), (D3) Gaia Collaboration et al. (2018), (D4) Kuulkers et al. (2010), (D5) Galloway et al. (2008), (D6) Aranzana et al. (2016), (D7) Watkins et al. (2015), (D8) in't Zand et al. (2005b), (D9) Roy et al. (2015), (D10) in't Zand et al. (2008), (D11) Gambino et al. (2017), (D12) Cornelisse et al. (2002), (D13) Parmar et al. (1989), (D14) Casares et al. (2009), (D15) Serino et al. (2015), (D16) Masetti et al. (2008), (D17) Heinz et al. (2015), (D18) Wang and Chakrabarty (2004), (D19) Orosz et al. (2011), (D20) Christian and Swank (1997), (D21) Masetti et al. (2007), (D22) Bradshaw et al. (1999), (D23) Chenevez et al. (2018), (D24) Christian and Swank (1997), (D25) Chakrabarty (1998), (D26) Kalemci et al. (2018), (D27) Lutovinov et al. (2005a), (D28) Hjellming and Rupen (1995), (D29) Leahy and Abdallah (2014), (D30) Valenti et al. (2007), (D31) Lin et al. (2009a), (D32) Chenevez et al. (2010), (D33) Hynes et al. (2004), (D34) Peninx (1989), (D35) Iaria et al. (2016), (D36) Keek et al. (2017), (D37) Jonker and Nelemans (2004), (D38) in't Zand et al. (2005a), (D39) Lee and Carney (2006), (D40) Grebenev et al. (2007), (D41) Migliari et al. (2003a), (D42) Cocchi et al. (2001), (D43) Cornelisse et al. (2002), (D44) Altamirano et al. (2010a), (D45) della Valle et al. (1994), (D46) Chenevez et al. (2007), (D47) Kuulkers et al. (2003a), (D48) Sidoli et al. (2011), (D49) Hinkle et al. (2006), (D50) Bozzo et al. (2018), (D51) Bozzo et al. (2015), (D52) Degenaar et al. (2010), (D53) Molkov et al. (2005), (D54) Kaaret et al. (2007), (D55) Falanga et al. (2008), (D56) Smith et al. (2012), (D57) Mereminskiy et al. (2017), (D58) Dotani et al. (1996), (D59) Bahramian et al. (2014), (D60) Chelovekov and Grebenev (2011), (D61) Degenaar et al. (2014), (D62) Barrière et al. (2015), (D63) Muñoz-Darias et al. (2013), (D64) Ponti et al. (2017), (D65) Steiner et al. (2012), (D66) Werner et al. (2004), (D67) Degenaar et al. (2011), (D68) Chen et al. (2010), (D69) Ortolani et al. (2007), (D70) Bhattacharyya et al. (2006), (D71) Wijnands et al. (2009), (D72) Linares et al. (2011), (D73) Li et al. (2018), (D74) Altamirano et al. (2010b), (D75) Chun et al. (2013), (D76) van Paradijs and White (1995), (D77) Martí et al. (2015), (D78) Iaria et al. (2005), (D79) Marino et al. (2019), (D80) Cornelisse et al. (2002), (D81) Galloway and Cumming (2006), (D82) Weng et al.

(2015), (D83) Natalucci et al. (2000), (D84) Bandyopadhyay et al. (1999), (D85) Cadolle Bel et al. (2009), (D87) Harris (1996), (D88) Asai et al. (2016), (D89) Mason and Cordova (1982), (D90) Chenevez et al. (2016), (D91) Russell et al. (2014), (D92) Chaboyer et al. (2000), (D93) Degenaar et al. (2012), (D94) Sakurai et al. (2012), (D95) Zdziarski et al. (2005), (D96) Masetti et al. (2006), (D97) Miller-Jones et al. (2009)

References

References

Alfonso-Garzón, J., Domingo, A., Mas-Hesse, J.M., Giménez, A., 2012. The first INTEGRAL-OMC catalogue of optically variable sources. *A&A* 548, A79. doi:10.1051/0004-6361/201220095, arXiv:1210.0821.

Allen, D.A., 1984. A catalogue of symbiotic stars. *Proceedings of the Astronomical Society of Australia* 5, 369–421.

Altamirano, D., Keek, L., Cumming, A., Sivakoff, G.R., Heinke, C.O., Wijnands, R., Degenaar, N., Homan, J., Pooley, D., 2012. A superburst candidate in EXO 1745-248 as a challenge to thermonuclear ignition models. *MNRAS* 426, 927–934. doi:10.1111/j.1365-2966.2012.21769.x, arXiv:1207.5530.

Altamirano, D., Linares, M., Patruno, A., Degenaar, N., Wijnands, R., Klein-Wolt, M., van der Klis, M., Markwardt, C., Swank, J., 2010a. Type I X-ray bursts, burst oscillations and kHz quasi-periodic oscillations in the neutron star system IGRJ17191-2821. *MNRAS* 401, 223–230. doi:10.1111/j.1365-2966.2009.15627.x, arXiv:0908.4039.

Altamirano, D., Watts, A., Linares, M., Markwardt, C.B., Strohmayer, T., Patruno, A., 2010b. Type I X-ray bursts and burst oscillations in the accreting millisecond X-ray pulsar IGR J17511-3057. *MNRAS* 409, 1136–1145. doi:10.1111/j.1365-2966.2010.17369.x, arXiv:1005.5299.

Aranzana, E., Sánchez-Fernández, C., Kuulkers, E., 2016. New insights into the quasi-periodic X-ray burster GS 0836-429. *A&A* 586, A142. doi:10.1051/0004-6361/201526816, arXiv:1512.02409.

Asai, K., Dotani, T., Mitsuda, K., Nagase, F., Kamado, Y., Kuulkers, E., Breedon, L.M., 1994. Spectral Variations along the Branches in GX 5-1. *PASJ* 46, 479–491.

Asai, K., Mihara, T., Serino, M., Matsuoka, M., Nakajima, M., Negoro, H., Tomida, H., Nakahira, S., Ishikawa, M., Nakagawa, Y.E., Sugizaki, M., Shidatsu, M., Takagi, T., Sugimoto, J., Kawai, N., Arimoto, M., Yoshii, T., Tachibana, Y., Ono, Y., Fujiwara, T., Yoshida, A., Sakamoto, T., Kawakubo, Y., Ohtsuki, H., Tsunemi, H., Imatani, R., Tanaka, K., Masumitsu, T., Ueda, Y., Kawamuro, T., Hori, T., Tanimoto, A., Tsuboi, Y., Kanetou, S., Nakamura, Y., Sasaki, R., Yamauchi, M., Itoh, D., Furuya, K., Yamaoka, K., Morii, M., MAXI Team, 2016. MAXI/GSC detection of the first X-ray burst from UCXB 4U 1822-000. *The Astronomer's Telegram* 8769, 1.

Babushkina, O.P., Kudriavtsev, M.I., Melioranskii, A.S., Savenko, I.A., Iushkov, B.I., Bratoliubova-Tsulukidze, L.S., 1975. Hard X-ray bursts in June 1971. *Soviet Astronomy Letters* 1, 32–34.

Baganoff, F.K., Maeda, Y., Morris, M., Bautz, M.W., Brandt, W.N., Cui, W., Doty, J.P., Feigelson, E.D., Garmire, G.P., Pravdo, S.H., Ricker, G.R., Townsley, L.K., 2003. Chandra X-Ray Spectroscopic Imaging of Sagittarius A* and the Central Parsec of the Galaxy. *ApJ* 591, 891–915. doi:10.1086/375145, arXiv:astro-ph/0102151.

Baglio, M.C., D'Avanzo, P., Campana, S., Goldoni, P., Masetti, N., Muñoz-Darias, T., Patiño-Álvarez, V., Chavushyan, V., 2016. 1RXS J180408.9-342058: An ultra compact X-ray binary candidate with a transient jet. *A&A* 587, A102. doi:10.1051/0004-6361/201527147, arXiv:1601.05091.

Bahramian, A., Gladstone, J.C., Heinke, C.O., Wijnands, R., Kaur, R., Altamirano, D., 2014. Revealing a new symbiotic X-ray binary with Gemini Near-infrared Integral Field Spectrograph. *MNRAS* 441, 640–645. doi:10.1093/mnras/stu611, arXiv:1403.7231.

Bahramian, A., Heinke, C.O., Tudor, V.J., Miller-Jones, J.C.A., Bogdanov, S., Maccarone, T.J., Knigge, C., Sivakoff, G.R., Chomiuk, L., Strader, J., Garcia, J.A., Kallman, T., 2017. The ultracompact nature of the black hole candidate X-ray binary 47 Tuc X9. *MNRAS* 467, 2199–2216. doi:10.1093/mnras/stx166, arXiv:1702.02167.

Baldovin, C., Kuulkers, E., Ferrigno, C., Bozzo, E., Chenevez, J., Brandt, S., Beckmann, V., Bird, A., Domingo, A., Ebisawa, K., Jonker, P., Kretschmar, P., Markwardt, C., Oosterbroek, T., Paizis, A., Risquez, D., Sanchez-Fernandez, C., Shaw, S., Wijnand s, R., 2009. INTEGRAL discovered a new hard X-ray source: IGRJ17511-3057. *The Astronomer's Telegram* 2196, 1.

Balućńska-Church, M., Church, M.J., Oosterbroek, T., Segreto, A., Morley, R., Parmar, A.N., 1999. An X-ray study of the dipping low mass X-ray binary XV 1323-619. *A&A* 349, 495–504. arXiv:astro-ph/9909208.

Bandyopadhyay, R.M., Shahbaz, T., Charles, P.A., Naylor, T., 1999. Infrared spectroscopy of low-mass X-ray binaries - II. *MNRAS* 306, 417–426. doi:10.1046/j.1365-8711.1999.02547.x, arXiv:astro-ph/9901327.

Barrière, N.M., Krivonos, R., Tomsick, J.A., Bachetti, M., Boggs, S.E., Chakrabarty, D., Christensen, F.E., Craig, W.W., Hailey, C.J., Harrison, F.A., Hong, J., Mori, K., Stern, D., Zhang, W.W., 2015. NuSTAR Observation of a Type I X-Ray Burst from GRS 1741.9-2853. *ApJ* 799, 123. doi:10.1088/0004-637X/799/2/123, arXiv:1411.4745.

Barrière, N.M., Tomsick, J.A., Baganoff, F.K., Boggs, S.E., Christensen, F.E., Craig, W.W., Dexter, J., Grefenstette, B., Hailey, C.J., Harrison, F.A., Madsen, K.K., Mori, K., Stern, D., Zhang, W.W., Zhang, S., Zoglauer, A., 2014. NuSTAR Detection of High-energy X-Ray Emission and Rapid Variability from Sagittarius A^{sstarf} Flares. *ApJ* 786, 46. doi:10.1088/0004-637X/786/1/46, arXiv:1403.0900.

Basko, M.M., Sunyaev, R.A., 1976. The limiting luminosity of accreting neutron stars with magnetic fields. *MNRAS* 175, 395–417. doi:10.1093/mnras/175.2.395.

Bazzano, A., Stephen, J.B., Fiocchi, M., Bird, A.J., Bassani, L., Dean, A.J., Malizia, A., Ubertini, P., Lebrun, F., Walter, R., Winkler, C., 2006. INTEGRAL IBIS Census of the Sky Beyond 100 keV. *ApJ* 649, L9–L12. doi:10.1086/508171, arXiv:astro-ph/0608164.

Becker, P.A., Wolff, M.T., 2007. Thermal and Bulk Comptonization in Accretion-powered X-Ray Pulsars. *ApJ* 654, 435–457. doi:10.1086/509108, arXiv:astro-ph/0609035.

- Bélangier, G., Goldwurm, A., Renaud, M., Terrier, R., Melia, F., Lund, N., Paul, J., Skinner, G., Yusef-Zadeh, F., 2006. A Persistent High-Energy Flux from the Heart of the Milky Way: INTEGRAL's View of the Galactic Center. *ApJ* 636, 275–289. doi:10.1086/497629, arXiv:astro-ph/0508128.
- Belczynski, K., Kalogera, V., Rasio, F.A., Taam, R.E., Zezas, A., Bulik, T., MacCarone, T.J., Ivanova, N., 2008. Compact Object Modeling with the StarTrack Population Synthesis Code. *ApJS* 174, 223–260. doi:10.1086/521026, arXiv:astro-ph/0511811.
- Belian, R.D., Conner, J.P., Evans, W.D., 1972. A Probable Precursor to the X-Ray Nova Centaurus XR-4. *ApJ* 171, L87. doi:10.1086/180874.
- Belian, R.D., Conner, J.P., Evans, W.D., 1976. The discovery of X-ray bursts from a region in the constellation Norma. *ApJ* 206, L135–L138. doi:10.1086/182151.
- Bhattacharyya, S., Strohmayer, T.E., Markwardt, C.B., Swank, J.H., 2006. The Discovery of a Neutron Star with a Spin Frequency of 530 Hz in A1744-361. *ApJ* 639, L31–L34. doi:10.1086/501438, arXiv:astro-ph/0607447.
- Bird, A.J., Barlow, E.J., Bassani, L., Bazzano, A., Bélangier, G., Bodaghee, A., Capitanio, F., Dean, A.J., Fiocchi, M., Hill, A.B., Lebrun, F., Malizia, A., Mas-Hesse, J.M., Molina, M., Moran, L., Renaud, M., Sguera, V., Shaw, S.E., Stephen, J.B., Terrier, R., Ubertini, P., Walter, R., Willis, D.R., Winkler, C., 2006. The Second IBIS/ISGRI Soft Gamma-Ray Survey Catalog. *ApJ* 636, 765–776. doi:10.1086/498090.
- Bird, A.J., Barlow, E.J., Bassani, L., Bazzano, A., Bodaghee, A., Capitanio, F., Cocchi, M., Del Santo, M., Dean, A.J., Hill, A.B., Lebrun, F., Malaguti, G., Malizia, A., Much, R., Shaw, S.E., Stephen, J.B., Terrier, R., Ubertini, P., Walter, R., 2004. The First IBIS/ISGRI Soft Gamma-Ray Galactic Plane Survey Catalog. *ApJ* 607, L33–L37. doi:10.1086/421772.
- Bird, A.J., Bazzano, A., Malizia, A., Fiocchi, M., Sguera, V., Bassani, L., Hill, A.B., Ubertini, P., Winkler, C., 2016. The IBIS Soft Gamma-Ray Sky after 1000 Integral Orbits. *ApJS* 223, 15. doi:10.3847/0067-0049/223/1/15, arXiv:1601.06074.
- Bird, A.J., Malizia, A., Bazzano, A., Barlow, E.J., Bassani, L., Hill, A.B., Bélangier, G., Capitanio, F., Clark, D.J., Dean, A.J., Fiocchi, M., Götz, D., Lebrun, F., Molina, M., Produit, N., Renaud, M., Sguera, V., Stephen, J.B., Terrier, R., Ubertini, P., Walter, R., Winkler, C., Zurita, J., 2007. The Third IBIS/ISGRI Soft Gamma-Ray Survey Catalog. *ApJS* 170, 175–186. doi:10.1086/513148, arXiv:astro-ph/0611493.
- Blandford, R.D., Payne, D.G., 1981. Compton scattering in a converging fluid flow. I - The transfer equation. II - Radiation-dominated shock. *MNRAS* 194, 1033–1039. doi:10.1093/mnras/194.4.1033.
- Bodaghee, A., Courvoisier, T.J.L., Rodriguez, J., Beckmann, V., Produit, N., Hannikainen, D., Kuulkers, E., Willis, D.R., Wendt, G., 2007. A description of sources detected by INTEGRAL during the first 4 years of observations. *A&A* 467, 585–596. doi:10.1051/0004-6361:20077091, arXiv:astro-ph/0703043.
- Boirin, L., Méndez, M., Díaz Trigo, M., Parmar, A.N., Kaasstra, J.S., 2005. A highly-ionized absorber in the X-ray binary 4U 1323-62: A new explanation for the dipping phenomenon. *A&A* 436, 195–208. doi:10.1051/0004-6361:20041940, arXiv:astro-ph/0410385.
- Boissay, R., Chenevez, J., Bozzo, E., Ferrigno, C., Grinberg, V., Wilms, J., Caballero, I., Cadolle-Bel, M., Del Santo, M., Fiocchi, M., Kuiper, L., Paizis, A., Sidoli, L., Puehlhofer, G., Sguera, V., Watanabe, K., Enright, J., Graham, E., Jacob, K., Rusk, D., 2012. A new hard X-ray transient discovered by INTEGRAL: IGR J17494-3030. *The Astronomer's Telegram* 3984, 1.
- Bouchet, L., del Santo, M., Jourdain, E., Roques, J.P., Bazzano, A., DeCesare, G., 2009. Unveiling the High Energy Tail of 1E 1740.7-2942 With INTEGRAL. *ApJ* 693, 1871–1876. doi:10.1088/0004-637X/693/2/1871, arXiv:0811.3381.
- Bouchet, L., Mandrou, P., Roques, J.P., Vedrenne, G., Cordier, B., Goldwurm, A., Lebrun, F., Paul, J., Sunyaev, R., Churazov, E., Gilfanov, M., Pavlinsky, M., Grebenev, S., Babalyan, G., Dekhanov, I., Khavenson, N., 1991. SIGMA Discovery of Variable E + E - Annihilation Radiation from the Near Galactic Center Variable Compact Source 1E 1740.7-2942. *ApJ* 383, L45. doi:10.1086/186237.
- Bozzo, E., Bahramian, A., Ferrigno, C., Sanna, A., Strader, J., Lewis, F., Russell, D.M., di Salvo, T., Burderi, L., Riggio, A., Papitto, A., Gandhi, P., Romano, P., 2018. IGR J17329-2731: The birth of a symbiotic X-ray binary. *A&A* 613, A22. doi:10.1051/0004-6361/201832588, arXiv:1803.01593.
- Bozzo, E., Grinberg, V., Wilms, J., Ferrigno, C., Paizis, A., Sidoli, L., Fiocchi, M., 2017. IGR J16597-3704: a new X-ray transient discovered by INTEGRAL. *The Astronomer's Telegram* 10880, 1.
- Bozzo, E., Pjanka, P., Romano, P., Papitto, A., Ferrigno, C., Motta, S., Zdziarski, A.A., Pintore, F., Di Salvo, T., Burderi, L., Lazzati, D., Ponti, G., Pavan, L., 2016. IGR J17451-3022: A dipping and eclipsing low mass X-ray binary. *A&A* 589, A42. doi:10.1051/0004-6361/201527501, arXiv:1603.03353.
- Bozzo, E., Romano, P., Falanga, M., Ferrigno, C., Papitto, A., Krimm, H.A., 2015. Swift J1734.5-3027: a new long Type-I X-ray bursting source. *A&A* 579, A56. doi:10.1051/0004-6361/201526150, arXiv:1505.06135.
- Bradshaw, C.F., Fomalont, E.B., Geldzahler, B.J., 1999. High-Resolution Parallax Measurements of Scorpius X-1. *ApJ* 512, L121–L124. doi:10.1086/311889.
- Brandt, S., Budtz-Jørgensen, C., Chenevez, J., 2006. Detection of Type I X-ray burst from IGR J17254-3257. *The Astronomer's Telegram* 778, 1.
- Cadolle Bel, M., Goldwurm, A., Sizun, P., 2006. INTEGRAL Observations of GRS 1758 258, in: Meurs, E.J.A., Fabbiano, G. (Eds.), *Populations of High Energy Sources in Galaxies*, pp. 93–94. doi:10.1017/S1743921306007988.
- Cadolle Bel, M., Prat, L., Rodriguez, J., Ribó, M., Baragán, L., D'Avanzo, P., Hannikainen, D.C., Kuulkers, E., Campana, S., Moldón, J., Chaty, S., Zurita-Heras, J., Goldwurm, A., Goldoni, P., 2009. Detailed radio to soft γ -ray studies of the 2005 outburst of the new X-ray transient XTE J1818-245. *A&A* 501, 1–13. doi:10.1051/0004-6361/200810744, arXiv:0903.4714.
- Camero-Arranz, A., Finger, M.H., Ikhsanov, N.R., Wilson-Hodge, C.A., Beklen, E., 2010. New Torque Reversal and Spin-up of 4U 1626-67 Observed by Fermi/Gamma-ray Burst Monitor and Swift/Burst Alert Telescope. *ApJ* 708, 1500–1506. doi:10.1088/0004-637X/708/2/1500, arXiv:0906.4224.
- Camero-Arranz, A., Pottschmidt, K., Finger, M.H., Ikhsanov, N.R., Wilson-Hodge, C.A., Marcu, D.M., 2012. 4U 1626-67 as seen by Suzaku before and after the 2008

- torque reversal. *A&A* 546, A40. doi:10.1051/0004-6361/201219656, arXiv:1111.4514.
- Canal, R., Schatzman, E., 1976. Non explosive collapse of white dwarfs. *A&A* 46, 229–235.
- Capelli, R., Warwick, R.S., Porquet, D., Gillessen, S., Predehl, P., 2012. The X-ray lightcurve of Sagittarius A* over the past 150 years inferred from Fe-K α line reverberation in Galactic centre molecular clouds. *A&A* 545, A35. doi:10.1051/0004-6361/201219544, arXiv:1207.1436.
- Casares, J., Jonker, P.G., Israelian, G., 2017. X-Ray Binaries. p. 1499. doi:10.1007/978-3-319-21846-5_111.
- Casares, J., Orosz, J.A., Zurita, C., Shahbaz, T., Corral-Santana, J.M., McClintock, J.E., Garcia, M.R., Martínez-Pais, I.G., Charles, P.A., Fender, R.P., Remillard, R.A., 2009. Refined Orbital Solution and Quiescent Variability in the Black Hole Transient GS 1354-64 (= BW Cir). *ApJS* 181, 238–243. doi:10.1088/0067-0049/181/1/238.
- Chaboyer, B., Sarajedini, A., Armandroff, T.E., 2000. The Age of the Inner Halo Globular Cluster NGC 6652. *AJ* 120, 3102–3110. doi:10.1086/316884, arXiv:astro-ph/0008434.
- Chakrabarty, D., 1998. High-Speed Optical Photometry of the Ultracompact X-Ray Binary 4U 1626-67. *ApJ* 492, 342–351. doi:10.1086/305035, arXiv:astro-ph/9706049.
- Chakrabarty, D., Bildsten, L., Finger, M.H., Grunsfeld, J.M., Koh, D.T., Nelson, R.W., Prince, T.A., Vaughan, B.A., Wilson, R.B., 1997. On the Correlation of Torque and Luminosity in GX 1+4. *ApJ* 481, L101–L105. doi:10.1086/310666, arXiv:astro-ph/9703047.
- Chaty, S., Rahoui, F., Foellmi, C., Tomsick, J.A., Rodriguez, J., Walter, R., 2008. Multi-wavelength observations of Galactic hard X-ray sources discovered by INTEGRAL. I. The nature of the companion star. *A&A* 484, 783–800. doi:10.1051/0004-6361:20078768, arXiv:0802.1774.
- Chelovekov, I.V., Grebenev, S.A., 2007. Detection of the first thermonuclear X-ray burst from AX J1754.2-2754. *Astronomy Letters* 33, 807–813. doi:10.1134/S1063773707120043, arXiv:0710.5597.
- Chelovekov, I.V., Grebenev, S.A., 2010. Investigation of the transient X-ray burster IGR J17380-3749 discovered by the INTEGRAL observatory. *Astronomy Letters* 36, 895–903. doi:10.1134/S1063773710120030.
- Chelovekov, I.V., Grebenev, S.A., 2011. Hard X-ray bursts recorded by the IBIS telescope of the INTEGRAL observatory in 2003-2009. *Astronomy Letters* 37, 597–620. doi:10.1134/S0320010811090026, arXiv:1108.2421.
- Chelovekov, I.V., Grebenev, S.A., Mereminskiy, I.A., Prosvetov, A.V., 2017. Type I X-ray Bursts Detected by the JEM-X Telescope Onboard the INTEGRAL Observatory in 2003-2015. *Astronomy Letters* 43, 781–795. doi:10.1134/S1063773717120076.
- Chelovekov, I.V., Grebenev, S.A., Sunyaev, R.A., 2006. Hard X-ray bursts detected by the IBIS telescope onboard the INTEGRAL observatory in 2003 2004. *Astronomy Letters* 32, 456–477. doi:10.1134/S1063773706070048, arXiv:astro-ph/0605638.
- Chelovekov, I.V., Lutovinov, A.A., Grebenev, S.A., Sunyaev, R.A., 2005. Observations of the X-ray Burster MX 0836-42 by the INTEGRAL and RXTE Orbiting Observatories. *Astronomy Letters* 31, 681–694. doi:10.1134/1.2075311, arXiv:astro-ph/0510667.
- Chen, Y.P., Zhang, S., Torres, D.F., Wang, J.M., Li, T.P., 2010. Type-I bursts within outbursts of IGR J17473-2721. *A&A* 510, A81. doi:10.1051/0004-6361/200912647, arXiv:1002.1044.
- Chen, Y.P., Zhang, S., Torres, D.F., Zhang, S.N., Li, J., Kretschmar, P., Wang, J.M., 2011. The 2008 outburst of IGR J17473-2721: evidence for a disk corona? *A&A* 534, A101. doi:10.1051/0004-6361/201117076, arXiv:1109.0788.
- Chenevez, e.a., 2019. In preparation .
- Chenevez, J., Alizai, K., Lepingwell, V.A., Fiocchi, M., Bazzano, A., Bird, A.J., Kuulkers, E., Natalucci, L., Sguera, V., 2018. MAXI J1621-501 distance inferred from type-I X-ray bursts detected by JEM-X. *The Astronomer’s Telegram* 11272, 1.
- Chenevez, J., Altamirano, D., Galloway, D.K., in’t Zand, J.J.M., Kuulkers, E., Degenaar, N., Falanga, M., Del Monte, E., Evangelista, Y., Feroci, M., Costa, E., 2011a. Puzzling thermonuclear burst behaviour of the transient low-mass X-ray binary IGR J17473-2721. *MNRAS* 410, 179–189. doi:10.1111/j.1365-2966.2010.17433.x, arXiv:1007.5201.
- Chenevez, J., Brandt, S., Budtz-Jorgensen, C., Lund, N., Westergaard, N.J., Vandbaek Kroer, L., Kuulkers, E., Wilms, J., 2014a. IGR J17454-2919: a new X-ray transient found by INTEGRAL/JEM-X close to the Galactic Center. *The Astronomer’s Telegram* 6530, 1.
- Chenevez, J., Brandt, S., Kuulkers, E., Alfonso-Garzon, J., Beckmann, V., Bird, T., Courvoisier, T., Del Santo, M., Domingo, A., Ebisawa, K., Jonker, P., Kretschmar, P., Markwardt, C., Oosterbroek, T., Paizis, A., Pottschmidt, K., Sanchez-Fernandez, C., Wijnands, R., 2011b. First superburst observed by INTEGRAL, from SAX J1747.0-2853. *The Astronomer’s Telegram* 3183, 1.
- Chenevez, J., Falanga, M., Brandt, S., Farinelli, R., Frontera, F., Goldwurm, A., in’t Zand, J.J.M., Kuulkers, E., Lund, N., 2006. Two-phase X-ray burst from GX 3+1 observed by INTEGRAL. *A&A* 449, L5–L8. doi:10.1051/0004-6361:200600016, arXiv:astro-ph/0512559.
- Chenevez, J., Falanga, M., Brandt, S., Galloway, D., Kuulkers, E., Cumming, A., Schatz, H., Lund, N., Oosterbroek, T., Ferrigno, C., 2010. A photospheric radius-expansion burst observed from XTE J1701-407 by INTEGRAL: an update on distance. *The Astronomer’s Telegram* 2814, 1.
- Chenevez, J., Falanga, M., Kuulkers, E., Walter, R., Bildsten, L., Brandt, S., Lund, N., Oosterbroek, T., Zurita Heras, J., 2007. IGR J17254-3257, a new bursting neutron star. *A&A* 469, L27–L30. doi:10.1051/0004-6361:20077494, arXiv:0705.1249.
- Chenevez, J., Galloway, D.K., in ’t Zand, J.J.M., Tomsick, J.A., Barret, D., Chakrabarty, D., Fürst, F., Boggs, S.E., Christensen, F.E., Craig, W.W., Hailey, C.J., Harrison, F.A., Romano, P., Stern, D., Zhang, W.W., 2016. A Soft X-Ray Spectral Episode for the Clocked Burster, GS 1826-24 as Measured by Swift and NuStar. *ApJ* 818, 135. doi:10.3847/0004-637X/818/2/135, arXiv:1509.01248.
- Chenevez, J., Vandbaek Kroer, L., Budtz-Jorgensen, C., Brandt, S., Lund, N., Westergaard, N.J., Kuulkers, E., Wilms, J., 2014b. A new X-ray transient, IGR J17451-3022, discovered by INTEGRAL/JEM-X near the Galactic Centre. *The Astronomer’s Telegram* 6451, 1.
- Cherepashchuk, A.M., Efreimov, Y.N., Kurochkin, N.E., Shakura, N.I., Sunyaev, R.A., 1972. On the Nature of the Optical Variations of HZ Her = Her X1. *Information Bulletin on Variable Stars* 720.
- Chernyshov, D.O., Ko, C.M., Krivonos, R.A., Dogiel, V.A., Cheng, K.S., 2018. Time Variability of Equivalent Width of 6.4 keV Line from the Arches Complex: Reflected X-Rays or Charged Particles? *ApJ* 863, 85. doi:10.3847/

- 1538-4357/aad091, [arXiv:1807.00526](#).
- Christian, D.J., Swank, J.H., 1997. The Survey of Low-Mass X-Ray Binaries with the Einstein Observatory Solid-State Spectrometer and Monitor Proportional Counter. *ApJS* 109, 177–224. doi:10.1086/312970.
- Chuard, D., Terrier, R., Goldwurm, A., Clavel, M., Soldi, S., Morris, M.R., Ponti, G., Walls, M., Chernyakova, M., 2018. Glimpses of the past activity of Sgr A* inferred from X-ray echoes in Sgr C. *A&A* 610, A34. doi:10.1051/0004-6361/201731864, [arXiv:1712.02678](#).
- Chun, Y.Y., Dinçer, T., Kalemci, E., Güver, T., Tomsick, J.A., Buxton, M.M., Brocksopp, C., Corbel, S., Cabrera-Lavers, A., 2013. Multiwavelength Observations of the Black Hole Transient XTE J1752-223 during Its 2010 Outburst Decay. *ApJ* 770, 10. doi:10.1088/0004-637X/770/1/10, [arXiv:1304.6336](#).
- Churazov, E., Gilfanov, M., Sunyaev, R., Khavenson, N., Novikov, B., Dyachkov, A., Kremnev, R., Sukhanov, K., Cordier, B., Paul, P., Laurent, P., Claret, A., Bouchet, L., Roques, J.P., Mandrou, P., Vedrenne, G., 1994. Review of GRANAT/SIGMA observations of the Galactic center region. *ApJS* 92, 381–385. doi:10.1086/191982.
- Churazov, E., Khabibullin, I., Ponti, G., Sunyaev, R., 2017a. Polarization and long-term variability of Sgr A* X-ray echo. *MNRAS* 468, 165–179. doi:10.1093/mnras/stx443, [arXiv:1612.00180](#).
- Churazov, E., Khabibullin, I., Sunyaev, R., Ponti, G., 2017b. Can Sgr A* flares reveal the molecular gas density PDF? *MNRAS* 471, 3293–3304. doi:10.1093/mnras/stx1855, [arXiv:1705.05878](#).
- Churazov, E., Khabibullin, I., Sunyaev, R., Ponti, G., 2017c. Not that long time ago in the nearest galaxy: 3D slice of molecular gas revealed by a 110 yr old flare of Sgr A*. *MNRAS* 465, 45–53. doi:10.1093/mnras/stw2750, [arXiv:1610.06699](#).
- Churazov, E., Khabibullin, I., Sunyaev, R., Vikhlinin, A., Ponti, G., Federrath, C., 2019. Probing 3D Density and Velocity Fields of ISM in Centers of Galaxies with Future X-Ray Observations. *BAAS* 51, 325. [arXiv:1903.06429](#).
- Churazov, E., Sunyaev, R., Revnivtsev, M., Sazonov, S., Molkov, S., Grebenev, S., Winkler, C., Parmar, A., Bazzano, A., Falanga, M., Gros, A., Lebrun, F., Natalucci, L., Ubertini, P., Roques, J.P., Bouchet, L., Jourdain, E., Knödseder, J., Diehl, R., Budtz-Jørgensen, C., Brandt, S., Lund, N., Westergaard, N.J., Neronov, A., Türler, M., Chernyakova, M., Walter, R., Produit, N., Mowlavi, N., Mas-Hesse, J.M., Domingo, A., Gehrels, N., Kuulkers, E., Kretschmar, P., Schmidt, M., 2007. INTEGRAL observations of the cosmic X-ray background in the 5-100 keV range via occultation by the Earth. *A&A* 467, 529–540. doi:10.1051/0004-6361/20066230, [arXiv:astro-ph/0608250](#).
- Clavel, M., Terrier, R., Goldwurm, A., Morris, M.R., Ponti, G., Soldi, S., Trap, G., 2013. Echoes of multiple outbursts of Sagittarius A* revealed by Chandra. *A&A* 558, A32. doi:10.1051/0004-6361/201321667, [arXiv:1307.3954](#).
- Coburn, W., Heindl, W.A., Rothschild, R.E., Gruber, D.E., Kreykenbohm, I., Wilms, J., Kretschmar, P., Staubert, R., 2002. Magnetic Fields of Accreting X-Ray Pulsars with the Rossi X-Ray Timing Explorer. *ApJ* 580, 394–412. doi:10.1086/343033, [arXiv:astro-ph/0207325](#).
- Cocchi, M., Bazzano, A., Natalucci, L., Ubertini, P., Heise, J., in't Zand, J.J.M., 2001. BeppoSAX-WFC observation of the transient SAX J1712.6-3739. *Mem. Soc. Astron. Italiana* 72, 757–760.
- Cocchi, M., Farinelli, R., Paizis, A., Titarchuk, L., 2010. Wide band observations of the X-ray burster GS 1826-238. *A&A* 509, A2. doi:10.1051/0004-6361/200912796, [arXiv:0911.0346](#).
- Coe, M.J., Bird, A.J., Buckley, D.A.H., Corbet, R.H.D., Dean, A.J., Finger, M., Galache, J.L., Haberl, F., McBride, V.A., Negueruela, I., Schurch, M., Townsend, L.J., Udalski, A., Wilms, J., Zezas, A., 2010. INTEGRAL deep observations of the Small Magellanic Cloud. *MNRAS* 406, 2533–2539. doi:10.1111/j.1365-2966.2010.16844.x, [arXiv:1004.2219](#).
- Cooper, R.L., Narayan, R., 2007. Hydrogen-triggered Type I X-Ray Bursts in a Two-Zone Model. *ApJ* 661, 468–476. doi:10.1086/513461, [arXiv:astro-ph/0702042](#).
- Coppi, P.S., 1999. The Physics of Hybrid Thermal/Non-Thermal Plasmas, in: Poutanen, J., Svensson, R. (Eds.), *High Energy Processes in Accreting Black Holes*, p. 375. [arXiv:astro-ph/9903158](#).
- Corbet, R.H.D., Sokoloski, J.L., Mukai, K., Markwardt, C.B., Tueller, J., 2008. A Comparison of the Variability of the Symbiotic X-Ray Binaries GX 1+4, 4U 1954+31, and 4U 1700+24 from Swift BAT and RXTE ASM Observations. *ApJ* 675, 1424–1435. doi:10.1086/526337, [arXiv:0711.1519](#).
- Cornelisse, R., Verbunt, F., in't Zand, J.J.M., Kuulkers, E., Heise, J., Remillard, R.A., Cocchi, M., Natalucci, L., Bazzano, A., Ubertini, P., 2002. BeppoSAX Wide Field Cameras observations of six type I X-ray bursters. *A&A* 392, 885–893. doi:10.1051/0004-6361:20020707, [arXiv:astro-ph/0207135](#).
- Costantini, E., Pinto, C., Kaastra, J.S., in't Zand, J.J.M., Freyberg, M.J., Kuiper, L., Méndez, M., de Vries, C.P., Waters, L.B.F.M., 2012. XMM-Newton observation of 4U 1820-30. Broad band spectrum and the contribution of the cold interstellar medium. *A&A* 539, A32. doi:10.1051/0004-6361/201117818, [arXiv:1112.4349](#).
- Courvoisier, T.J.L., Walter, R., Beckmann, V., Dean, A.J., Dubath, P., Hudec, R., Kretschmar, P., Mereghetti, S., Montmerle, T., Mowlavi, N., Paltani, S., Preite Martinez, A., Produit, N., Staubert, R., Strong, A.W., Swings, J.P., Westergaard, N.J., White, N., Winkler, C., Zdziarski, A.A., 2003. The INTEGRAL Science Data Centre (ISDC). *A&A* 411, L53–L57. doi:10.1051/0004-6361:20031172, [arXiv:astro-ph/0308047](#).
- Crampton, D., 1974. Spectroscopic observations of HZ Herculis. *ApJ* 187, 345–348. doi:10.1086/152635.
- Curran, P.A., Chaty, S., Zurita Heras, J.A., 2011. Discovery and identification of infrared counterpart candidates of four Galactic centre low mass X-ray binaries. *A&A* 533, A3. doi:10.1051/0004-6361/201117208, [arXiv:1107.2045](#).
- D'Aí, A., Życki, P., Di Salvo, T., Iaria, R., Lavagetto, G., Robba, N.R., 2007. Broadband Spectral Evolution of Scorpius X-1 along Its Color-Color Diagram. *ApJ* 667, 411–426. doi:10.1086/519944, [arXiv:0705.4172](#).
- D'Amico, F., Heindl, W.A., Rothschild, R.E., Peterson, L.E., Gruber, D.E., Pelling, M., Tomsick, J.A., 2001. HEXTE studies of Sco X-1 spectra: Detections of hard X-ray tails beyond 200 keV. *Advances in Space Research* 28, 389–394. doi:10.1016/S0273-1177(01)00436-7, [arXiv:astro-ph/0101396](#).
- Davidsen, A., Malina, R., Bowyer, S., 1977. The optical counterpart of GX 1 + 4 - A symbiotic star. *ApJ* 211, 866–871. doi:10.1086/154996.
- De Cesare, G., 2011. Searching for the 511 keV annihilation

- line from galactic compact objects with the IBIS gamma ray telescope. *A&A* 531, A56. doi:10.1051/0004-6361/201116516, arXiv:1105.0367.
- De Cesare, G., Bazzano, A., Martínez Núñez, S., Stratta, G., Tarana, A., Del Santo, M., Ubertini, P., 2007. INTEGRAL high-energy monitoring of the X-ray burster KS 1741-293. *MNRAS* 380, 615–620. doi:10.1111/j.1365-2966.2007.12076.x, arXiv:0706.0832.
- De Falco, V., Kuiper, L., Bozzo, E., Galloway, D.K., Poutanen, J., Ferrigno, C., Stella, L., Falanga, M., 2017. The 2015 outburst of the accretion-powered pulsar IGR J00291+5934: INTEGRAL and Swift observations. *A&A* 599, A88. doi:10.1051/0004-6361/201629575, arXiv:1611.08218.
- Dean, A.J., Bazzano, A., Hill, A.B., Stephen, J.B., Basnani, L., Barlow, E.J., Bird, A.J., Lebrun, F., Sguera, V., Shaw, S.E., Ubertini, P., Walter, R., Willis, D.R., 2005. Global characteristics of the first IBIS/ISGRI catalogue sources: unveiling a murky episode of binary star evolution. *A&A* 443, 485–494. doi:10.1051/0004-6361:20053513, arXiv:astro-ph/0508291.
- Degenaar, N., Jonker, P.G., Torres, M.A.P., Kaur, R., Rea, N., Israel, G.L., Patruno, A., Trap, G., Cackett, E.M., D’Avanzo, P., Lo Curto, G., Novara, G., Krimm, H., Holland, S.T., de Luca, A., Esposito, P., Wijnands, R., 2010. Multiwavelength observations of 1RXH J173523.7-354013: revealing an unusual bursting neutron star. *MNRAS* 404, 1591–1602. doi:10.1111/j.1365-2966.2010.16388.x, arXiv:1001.3688.
- Degenaar, N., Linares, M., Altamirano, D., Wijnands, R., 2012. Two New Bursting Neutron Star Low-mass X-Ray Binaries: Swift J185003.2-005627 and Swift J1922.7-1716. *ApJ* 759, 8. doi:10.1088/0004-637X/759/1/8, arXiv:1208.2966.
- Degenaar, N., Wijnands, R., Kaur, R., 2011. Swift detection of an intermediately long X-ray burst from the very faint X-ray binary XMMU J174716.1-281048. *MNRAS* 414, L104–L108. doi:10.1111/j.1745-3933.2011.01066.x, arXiv:1103.4153.
- Degenaar, N., Wijnands, R., Reynolds, M.T., Miller, J.M., Altamirano, D., Kennea, J., Gehrels, N., Haggard, D., Ponti, G., 2014. The Peculiar Galactic Center Neutron Star X-Ray Binary XMM J174457-2850.3. *ApJ* 792, 109. doi:10.1088/0004-637X/792/2/109, arXiv:1406.4508.
- del Santo, M., Bazzano, A., Zdziarski, A.A., Smith, D.M., Bezayiff, N., Farinelli, R., De Cesare, G., Ubertini, P., Bird, A.J., Cadolle Bel, M., Capitanio, F., Goldwurm, A., Malizia, A., Mirabel, I.F., Natalucci, L., Winkler, C., 2005. 1E 1740.7-2942: Temporal and spectral evolution from INTEGRAL and RXTE observations. *A&A* 433, 613–617. doi:10.1051/0004-6361:20042058, arXiv:astro-ph/0411544.
- Del Santo, M., Malzac, J., Jourdain, E., Belloni, T., Ubertini, P., 2008. Spectral variability of GX339-4 in a hard-to-soft state transition. *MNRAS* 390, 227–234. doi:10.1111/j.1365-2966.2008.13672.x, arXiv:0807.1018.
- Del Santo, M., Rodriguez, J., Ubertini, P., Bazzano, A., Bird, A.J., Capitanio, F., Foschini, L., Goldwurm, A., Lebrun, F., Paizis, A., Segreto, A., 2003. IBIS performances during the Galactic Plane Scan. I. The Cygnus region. *A&A* 411, L369–L372. doi:10.1051/0004-6361:20031227, arXiv:astro-ph/0309239.
- Del Santo, M., Sidoli, L., Bazzano, A., Cocchi, M., De Cesare, G., Paizis, A., Ubertini, P., 2006. First broad band study of the mysterious source 1E 1743.1-2843. *A&A* 456, 1105–1108. doi:10.1051/0004-6361:20065029, arXiv:astro-ph/0607388.
- Del Santo, M., Sidoli, L., Mereghetti, S., Bazzano, A., Tarana, A., Ubertini, P., 2007. XMMU J174716.1-281048: a “quasi-persistent” very faint X-ray transient? *A&A* 468, L17–L20. doi:10.1051/0004-6361:20077536, arXiv:0704.2134.
- della Valle, M., Mirabel, I.F., Rodriguez, L.F., 1994. The optical and radio counterpart of the X-ray Nova Ophiuchi 1993. *A&A* 290, 803–806.
- Di Salvo, T., Goldoni, P., Stella, L., van der Klis, M., Bazzano, A., Burderi, L., Farinelli, R., Frontera, F., Israel, G.L., Méndez, M., Mirabel, I.F., Robba, N.R., Sizun, P., Ubertini, P., Lewin, W.H.G., 2006. A Hard X-Ray View of Scorpius X-1 with INTEGRAL: Nonthermal Emission? *ApJ* 649, L91–L94. doi:10.1086/508489, arXiv:astro-ph/0608335.
- Di Salvo, T., Stella, L., 2002. High Energy Radiation from Neutron Star Binaries. arXiv e-prints, astro-ph/0207219 arXiv:astro-ph/0207219.
- Di Salvo, T., Stella, L., Robba, N.R., van der Klis, M., Burderi, L., Israel, G.L., Homan, J., Campana, S., Frontera, F., Parmar, A.N., 2000. The Discovery of a State-Dependent Hard Tail in the X-Ray Spectrum of the Luminous Z Source GX 17+2. *ApJ* 544, L119–L122. doi:10.1086/317309, arXiv:astro-ph/0009434.
- Díaz Trigo, M., Parmar, A.N., Boirin, L., Méndez, M., Kaastra, J.S., 2006. Spectral changes during dipping in low-mass X-ray binaries due to highly-ionized absorbers. *A&A* 445, 179–195. doi:10.1051/0004-6361:20053586, arXiv:astro-ph/0509342.
- Díaz Trigo, M., Parmar, A.N., Boirin, L., Motch, C., Talavera, A., Balman, S., 2009. Variations in the dip properties of the low-mass X-ray binary XB 1254-690 observed with XMM-Newton and INTEGRAL. *A&A* 493, 145–157. doi:10.1051/0004-6361:200810154, arXiv:0810.0432.
- Done, C., Gierliński, M., Kubota, A., 2007. Modelling the behaviour of accretion flows in X-ray binaries. Everything you always wanted to know about accretion but were afraid to ask. *A&ARv* 15, 1–66. doi:10.1007/s00159-007-0006-1, arXiv:0708.0148.
- Doroshenko, V., Ducci, L., Santangelo, A., Sasaki, M., 2014. Population of the Galactic X-ray binaries and eRosita. *A&A* 567, A7. doi:10.1051/0004-6361/201423766, arXiv:1405.0802.
- Dotani, T., Ueda, Y., Ishida, M., Nagase, F., Inoue, H., Saitoh, Y., 1996. GRO J1744-28. *IAU Circ.* 6337, 1.
- Ducci, L., Kuulkers, E., Grinberg, V., Paizis, A., Sidoli, L., Bozzo, E., Ferrigno, C., Savchenko, V., 2018. IGR J17591-2342: a new X-ray transient discovered by INTEGRAL. *The Astronomer’s Telegram* 11941, 1.
- Eckert, D., Del Santo, M., Bazzano, A., Watanabe, K., Paizis, A., Bozzo, E., Ferrigno, C., Caballero, I., Sidoli, L., Kuiper, L., 2013. IGR J18245-2452: a new hard X-ray transient discovered by INTEGRAL. *The Astronomer’s Telegram* 4925, 1.
- Eckert, D., Walter, R., Kretschmar, P., Mas-Hesse, M., Palumbo, G.G.C., Roques, J.P., Ubertini, P., Winkler, C., 2004. IGR J00291+5934, a new X-ray transient discovered with INTEGRAL. *The Astronomer’s Telegram* 352, 1.
- Falanga, M., Chenevez, J., Cumming, A., Kuulkers, E., Trap, G., Goldwurm, A., 2008. Intermediate long X-ray bursts from the ultra-compact binary candidate SLX 1737-282. *A&A* 484, 43–50. doi:10.1051/0004-6361:

- 20078982, [arXiv:0711.0328](#).
- Falanga, M., Farinelli, R., Goldoni, P., Frontera, F., Goldwurm, A., Stella, L., 2004. The discovery of hard X-ray emission in the persistent flux of the Rapid Burster. *A&A* 426, 979–983. doi:10.1051/0004-6361:20041243, [arXiv:astro-ph/0407336](#).
- Falanga, M., Götz, D., Goldoni, P., Farinelli, R., Goldwurm, A., Mereghetti, S., Bazzano, A., Stella, L., 2006. The X-ray spectrum of the bursting atoll source 4U 1728-34 observed with INTEGRAL. *A&A* 458, 21–29. doi:10.1051/0004-6361:20065297, [arXiv:astro-ph/0607330](#).
- Falanga, M., Kuiper, L., Poutanen, J., Bonning, E.W., Hermsen, W., di Salvo, T., Goldoni, P., Goldwurm, A., Shaw, S.E., Stella, L., 2005. INTEGRAL and RXTE observations of accreting millisecond pulsar IGR J00291+5934 in outburst. *A&A* 444, 15–24. doi:10.1051/0004-6361:20053472, [arXiv:astro-ph/0508613](#).
- Farinelli, R., Ceccobello, C., Romano, P., Titarchuk, L., 2012. Numerical solution of the radiative transfer equation: X-ray spectral formation from cylindrical accretion onto a magnetized neutron star. *A&A* 538, A67. doi:10.1051/0004-6361/201118008, [arXiv:1111.6851](#).
- Farinelli, R., Ferrigno, C., Bozzo, E., Becker, P.A., 2016. A new model for the X-ray continuum of the magnetized accreting pulsars. *A&A* 591, A29. doi:10.1051/0004-6361/201527257, [arXiv:1602.04308](#).
- Farinelli, R., Frontera, F., Zdziarski, A.A., Stella, L., Zhang, S.N., van der Klis, M., Masetti, N., Amati, L., 2005. The transient hard X-ray tail of GX 17+2: New BeppoSAX results. *A&A* 434, 25–34. doi:10.1051/0004-6361:20041567, [arXiv:astro-ph/0501206](#).
- Farinelli, R., Paizis, A., Landi, R., Titarchuk, L., 2009. The X-ray spectral evolution of Cygnus X-2 in the framework of bulk Comptonization. *A&A* 498, 509–516. doi:10.1051/0004-6361/200810422, [arXiv:0902.0249](#).
- Farinelli, R., Titarchuk, L., Frontera, F., 2007. The Hard X-Ray Tails in Neutron Star Low-Mass X-Ray Binaries: BeppoSAX Observations and Possible Theoretical Explanation of the Case of GX 17+2. *ApJ* 662, 1167–1172. doi:10.1086/516707, [arXiv:astro-ph/0702624](#).
- Farinelli, R., Titarchuk, L., Paizis, A., Frontera, F., 2008. A New Comptonization Model for Weakly Magnetized, Accreting Neutron Stars in Low-Mass X-Ray Binaries. *ApJ* 680, 602–614. doi:10.1086/587162, [arXiv:0802.2639](#).
- Fender, R.P., 2001. Powerful jets from black hole X-ray binaries in low/hard X-ray states. *MNRAS* 322, 31–42. doi:10.1046/j.1365-8711.2001.04080.x, [arXiv:astro-ph/0008447](#).
- Ferrigno, C., Becker, P.A., Segreto, A., Mineo, T., Santangelo, A., 2009. Study of the accreting pulsar 4U 0115+63 using a bulk and thermal Comptonization model. *A&A* 498, 825–836. doi:10.1051/0004-6361/200809373, [arXiv:0902.4392](#).
- Ferrigno, C., Bozzo, E., Falanga, M., Stella, L., Campana, S., Belloni, T., Israel, G.L., Pavan, L., Kuulkers, E., Papitto, A., 2011. INTEGRAL, Swift, and RXTE observations of the 518 Hz accreting transient pulsar Swift J1749.4-2807. *A&A* 525, A48. doi:10.1051/0004-6361/201015033, [arXiv:1005.4554](#).
- Ferrigno, C., Segreto, A., Santangelo, A., Wilms, J., Kreykenbohm, I., Denis, M., Staubert, R., 2007. INTEGRAL observation of the accreting pulsar GX 1+4. *A&A* 462, 995–1005. doi:10.1051/0004-6361:20053878, [arXiv:astro-ph/0610167](#).
- Filippova, E.V., Tsygankov, S.S., Lutovinov, A.A., Sunyaev, R.A., 2005. Hard Spectra of X-ray Pulsars from INTEGRAL Data. *Astronomy Letters* 31, 729–747. doi:10.1134/1.2123288, [arXiv:astro-ph/0509525](#).
- Fiocchi, M., Bazzano, A., Bruni, G., Ludlam, R., Natalucci, L., Onori, F., Ubertini, P., 2019. Quasi-simultaneous Integral, Swift, And Nustar Observations Of The New X-ray Clocked Burster Irxsj180408.9-342058. *arXiv e-prints*, [arXiv:1910.09325](#)[arXiv:1910.09325](#).
- Fiocchi, M., Bazzano, A., Natalucci, L., Landi, R., Ubertini, P., 2011. The 17-min orbital period in the ultracompact X-ray binary 4U 0513-40. *MNRAS* 414, L41–L44. doi:10.1111/j.1745-3933.2011.01051.x, [arXiv:1103.4233](#).
- Fiocchi, M., Bazzano, A., Ubertini, P., Bird, A.J., Natalucci, L., Sguera, V., 2008a. The INTEGRAL long monitoring of persistent ultra compact X-ray bursters. *A&A* 492, 557–563. doi:10.1051/0004-6361:200809715, [arXiv:0810.1878](#).
- Fiocchi, M., Bazzano, A., Ubertini, P., De Cesare, G., 2008b. SAX J1712.6-3739: a persistent hard X-ray source as monitored with INTEGRAL. *A&A* 477, 239–242. doi:10.1051/0004-6361:20077735, [arXiv:0710.4039](#).
- Fiocchi, M., Bazzano, A., Ubertini, P., Jean, P., 2006. Disk-Jet Coupling in the Low-Mass X-Ray Binary 4U 1636-53 from INTEGRAL Observations. *ApJ* 651, 416–420. doi:10.1086/507321, [arXiv:astro-ph/0606752](#).
- Fiocchi, M., Bazzano, A., Ubertini, P., Zdziarski, A.A., 2007. The First Detection of Compton Reflection in the Low-Mass X-Ray Binary 4U 1705-44 with INTEGRAL and BeppoSax. *ApJ* 657, 448–452. doi:10.1086/510573, [arXiv:astro-ph/0611050](#).
- Fiocchi, M., Natalucci, L., Chenevez, J., Bazzano, A., Tarana, A., Ubertini, P., Brandt, S., Beckmann, V., Federici, M., Galis, R., Hudec, R., 2009. Renewed Activity from the X-Ray Transient SAX J 1810.8-2609 with Integral. *ApJ* 693, 333–339. doi:10.1088/0004-637X/693/1/333, [arXiv:0811.1128](#).
- Forman, W., Jones, C., Cominsky, L., Julien, P., Murray, S., Peters, G., Tananbaum, H., Giacconi, R., 1978. The fourth Uhuru catalog of X-ray sources. *ApJS* 38, 357–412. doi:10.1086/190561.
- Frank, J., King, A.R., Lasota, J.P., 1987. The light curves of low-mass X-ray binaries. *A&A* 178, 137–142.
- Frankowski, A., Ferrigno, C., Bozzo, E., Courvoisier, T.J.L., Tramacere, A., Chenevez, J., Brandt, S., Kuulkers, E., Cadolle Bel, M., Sanchez-Fernandez, C., Rodriguez, J., Caballero, I., Zhang, S., Beckmann, V., Kuehnel, M., Barragan, L., Kreykenbohm, I., Paizis, A., Fiocchi, M., Capitanio, F., Natalucci, L., Del Santo, M., Watanabe, K., Puehlhofer, G., Jonker, P., Kuiper, L., Pottschmidt, K., Drave, S.P., Malizia, A., Sguera, V., Landi, R., Migliari, S., Hartog, P.R.D., 2011. INTEGRAL discovery of a new hard X-ray transient: IGR J17177-3656. *The Astronomer’s Telegram* 3223, 1.
- Gaia Collaboration, Helmi, A., van Leeuwen, F., McMillan, P.J., Massari, D., Antoja, T., Robin, A.C., Lindgren, L., Bastian, U., Arenou, F., Babusiaux, C., Biermann, M., Breddels, M.A., Hobbs, D., Jordi, C., Pancino, E., Reylé, C., Veljanoski, J., Brown, A.G.A., Valenari, A., Prusti, T., de Bruijne, J.H.J., Bailer-Jones, C.A.L., Evans, D.W., Eyer, L., Jansen, F., Klioner, S.A., Lammers, U., Luri, X., Mignard, F., Panem, C., Pourbaix, D., Randich, S., Sartoretti, P., Siddiqui, H.I., Soubiran, C., Walton, N.A., Cropper, M., Drimmel, R., Katz, D., Lattanzi, M.G., Bakker, J., Cacciari, C., Castañeda, J., Chaoul, L., Cheek, N., De Angeli, F., Fabricius, C.,

- Guerra, R., Holl, B., Masana, E., Messineo, R., Mowlavi, N., Nienartowicz, K., Panuzzo, P., Portell, J., Riello, M., Seabroke, G.M., Tanga, P., Thévenin, F., Gracia-Abril, G., Comoretto, G., Garcia-Reinaldos, M., Teyssier, D., Altmann, M., Andrae, R., Audard, M., Bellas-Velidis, I., Benson, K., Berthier, J., Blomme, R., Burgess, P., Busso, G., Carry, B., Cellino, A., Clementini, G., Clotet, M., Creevey, O., Davidson, M., De Ridder, J., Delchambre, L., Dell’Oro, A., Ducourant, C., Fernández-Hernández, J., Founesneau, M., Frémat, Y., Galluccio, L., García-Torres, M., González-Núñez, J., González-Vidal, J.J., Gosset, E., Guy, L.P., Halbwegs, J.L., Hambly, N.C., Harrison, D.L., Hernández, J., Hestroffer, D., Hodgkin, S.T., Hutton, A., Jasniewicz, G., Jean-Antoine-Piccolo, A., Jordan, S., Korn, A.J., Krone-Martins, A., Lanzafame, A.C., Lebzelter, T., Löffler, W., Manteiga, M., Marrese, P.M., Martín-Fleitas, J.M., Moitinho, A., Mora, A., Muinonen, K., Osinde, J., Pauwels, T., Petit, J.M., Recio-Blanco, A., Richards, P.J., Rimoldini, L., Sarro, L.M., Siopis, C., Smith, M., Sozzetti, A., Süveges, M., Torra, J., van Reeven, W., Abbas, U., Abreu Aramburu, A., Accart, S., Aerts, C., Altavilla, G., Álvarez, M.A., Alvarez, R., Alves, J., Anderson, R.I., Andrei, A.H., Anglada Varela, E., Antiche, E., Arcay, B., Astraatmadja, T.L., Bach, N., Baker, S.G., Balaguer-Núñez, L., Balm, P., Barache, C., Barata, C., Barbato, D., Barblan, F., Barklem, P.S., Barrado, D., Barros, M., Barstow, M.A., Bartholomé Muñoz, S., Bassilana, J.L., Becciani, U., Bellazzini, M., Berihuete, A., Bertone, S., Bianchi, L., Bienaymé, O., Blanco-Cuaresma, S., Boch, T., Boeche, C., Bombrun, A., Borrachero, R., Bossini, D., Bouquillon, S., Bourda, G., Bragaglia, A., Bramante, L., Bressan, A., Brouillet, N., Brüsemeister, T., Brugaletta, E., Bucciarelli, B., Burlacu, A., Busonero, D., Butkevich, A.G., Buzzì, R., Caffau, E., Cancelliere, R., Cannizzaro, G., Cantat-Gaudin, T., Carballo, R., Carlucci, T., Carrasco, J.M., Casamiquela, L., Castellani, M., Castro-Ginard, A., Charlot, P., Chemin, L., Chiavassa, A., Cocozza, G., Costigan, G., Cowell, S., Crifo, F., Crosta, M., Crowley, C., Cuypers, J., Dafonte, C., Damerdjij, Y., Dapergolas, A., David, P., David, M., de Laverny, P., De Luise, F., De March, R., de Martino, D., de Souza, R., de Torres, A., Debosscher, J., del Pozo, E., Delbo, M., Delgado, A., Delgado, H.E., Di Matteo, P., Diakite, S., Diener, C., Distefano, E., Dolding, C., Drazinos, P., Durán, J., Edvardsson, B., Enke, H., Eriksson, K., Esquej, P., Eynard Bontemps, G., Fabre, C., Fabrizio, M., Faigler, S., Falcão, A.J., Farràs Casas, M., Federici, L., Fedorets, G., Fernique, P., Figueras, F., Filippi, F., Findeisen, K., Fonti, A., Fraile, E., Fraser, M., Frézouls, B., Gai, M., Galletti, S., Garabato, D., García-Sedano, F., Garofalo, A., Garralda, N., Gavel, A., Gavras, P., Gerssen, J., Geyer, R., Giacobbe, P., Gilmore, G., Girona, S., Giuffrida, G., Glass, F., Gomes, M., Granvik, M., Gueguen, A., Guerrier, A., Guiraud, J., Gutiérrez-Sánchez, R., Hofmann, W., Holland, G., Huckle, H.E., Hypki, A., Icardi, V., Janßen, K., Jevardat de Fombelle, G., Jonker, P.G., Juhász, Á.L., Julbe, F., Karamelas, A., Kewley, A., Klar, J., Kochoska, A., Kohley, R., Kolenberg, K., Kontizas, M., Kontizas, E., Koposov, S.E., Kordopatis, G., Kostrzewa-Rutkowska, Z., Koubzky, P., Lambert, S., Lanza, A.F., Lasne, Y., Lavigne, J.B., Le Fustec, Y., Le Poncin-Lafitte, C., Lebreton, Y., Leccia, S., Leclerc, N., Lecoœur-Taibi, I., Lenhardt, H., Leroux, F., Liao, S., Licata, E., Lindstrøm, H.E.P., Lister, T.A., Livanou, E., Lobel, A., López, M., Managau, S., Mann, R.G., Mantelet, G., Marchal, O., Marchant, J.M., Marconi, M., Marinoni, S., Marschalkó, G., Marshall, D.J., Martino, M., Marton, G., Mary, N., Matijević, G., Mazeh, T., Messina, S., Michalik, D., Millar, N.R., Molina, D., Molinaro, R., Molnár, L., Montegriffo, P., Mor, R., Morbidelli, R., Morel, T., Morris, D., Mulone, A.F., Muraveva, T., Musella, I., Nelemans, G., Nicastro, L., Noval, L., O’Mullane, W., Ordénovic, C., Ordóñez-Blanco, D., Osborne, P., Pagani, C., Pagano, I., Pailer, F., Palacin, H., Palaversa, L., Panahi, A., Pawlak, M., Piersimoni, A.M., Pineau, F.X., Plachy, E., Plum, G., Poggio, E., Poujoulet, E., Prša, A., Pulone, L., Racero, E., Ragaini, S., Rambaux, N., Ramos-Lerate, M., Regibo, S., Riclet, F., Ripepi, V., Riva, A., Rivard, A., Rixon, G., Roegiers, T., Roelens, M., Romero-Gómez, M., Rowell, N., Royer, F., Ruiz-Dern, L., Sadowski, G., Sagristà Sellés, T., Sahlmann, J., Salgado, J., Salguero, E., Sanna, N., Santana-Ros, T., Sarasso, M., Saviotto, H., Schultheis, M., Sciacca, E., Segol, M., Segovia, J.C., Ségransan, D., Shih, I.C., Siltala, L., Silva, A.F., Smart, R.L., Smith, K.W., Solano, E., Solitro, F., Sordo, R., Soria Nieto, S., Souchay, J., Spagna, A., Spoto, F., Stampa, U., Steele, I.A., Steidelmüller, H., Stephenson, C.A., Stoev, H., Suess, F.F., Surdej, J., Szabados, L., Szegedi-Elek, E., Tapiador, D., Taris, F., Tauran, G., Taylor, M.B., Teixeira, R., Terrett, D., Teyssandier, P., Thuillot, W., Titarenko, A., Torra Clotet, F., Turon, C., Ulla, A., Utrilla, E., Uzzi, S., Vaillant, M., Valentini, G., Valette, V., van Elteren, A., Van Hemelryck, E., van Leeuwen, M., Vaschetto, M., Vecchiato, A., Viala, Y., Vicente, D., Vogt, S., von Essen, C., Voss, H., Votruba, V., Voutsinas, S., Walmsley, G., Weiler, M., Wertz, O., Wewems, T., Wyrzykowski, L., Yoldas, A., Žerjal, M., Ziaeeppour, H., Zorec, J., Zschocke, S., Zucker, S., Zurbach, C., Zwitter, T., 2018. Gaia Data Release 2. Kinematics of globular clusters and dwarf galaxies around the Milky Way. *A&A* 616, A12. doi:10.1051/0004-6361/201832698, arXiv:1804.09381.
- Gallo, E., Fender, R.P., 2002. Chandra imaging spectroscopy of 1E 1740.7-2942. *MNRAS* 337, 869–874. doi:10.1046/j.1365-8711.2002.05957.x, arXiv:astro-ph/0208296.
- Galloway, D.K., Cumming, A., 2006. Helium-rich Thermonuclear Bursts and the Distance to the Accretion-powered Millisecond Pulsar SAX J1808.4-3658. *ApJ* 652, 559–568. doi:10.1086/507598, arXiv:astro-ph/0607213.
- Galloway, D.K., Keek, L., 2017. Thermonuclear X-ray bursts. arXiv e-prints, arXiv:1712.06227, arXiv:1712.06227.
- Galloway, D.K., Munro, M.P., Hartman, J.M., Psaltis, D., Chakrabarty, D., 2008. Thermonuclear (Type I) X-Ray Bursts Observed by the Rossi X-Ray Timing Explorer. *ApJS* 179, 360–422. doi:10.1086/592044, arXiv:astro-ph/0608259.
- Galloway, D.K., Sokoloski, J.L., Kenyon, S.J., 2002. Correlated Radial Velocity and X-Ray Variations in HD 154791/4U 1700+24. *ApJ* 580, 1065–1069. doi:10.1086/343798, arXiv:astro-ph/0207594.
- Gambino, A.F., Iaria, R., Di Salvo, T., Matranga, M., Burderi, L., Pintore, F., Riggio, A., Sanna, A., 2017. Updating the orbital ephemeris of the dipping source XB 1254-690 and the distance to the source. *Research in Astronomy and Astrophysics* 17, 108. doi:10.1088/1674-4527/17/10/108, arXiv:1707.03161.
- Genzel, R., Eisenhauer, F., Gillessen, S., 2010. The Galactic Center massive black hole and nuclear star cluster.

- Reviews of Modern Physics 82, 3121–3195. doi:10.1103/RevModPhys.82.3121, arXiv:1006.0064.
- Gerend, D., Boynton, P.E., 1976. Optical clues to the nature of Hercules X-1/HZ Herculis. *ApJ* 209, 562–573. doi:10.1086/154751.
- Ghosh, P., Lamb, F.K., 1979. Accretion by rotating magnetic neutron stars. III. Accretion torques and period changes in pulsating X-ray sources. *ApJ* 234, 296–316. doi:10.1086/157498.
- Giacconi, R., 2003. Nobel Lecture: The dawn of x-ray astronomy. *Reviews of Modern Physics* 75, 995–1010. doi:10.1103/RevModPhys.75.995.
- Giacconi, R., Gursky, H., Kellogg, E., Levinson, R., Schreier, E., Tananbaum, H., 1973. Further X-ray observations of Hercules X-1 from Uhuru. *ApJ* 184, 227. doi:10.1086/152321.
- Giacconi, R., Gursky, H., Paolini, F.R., Rossi, B.B., 1962. Evidence for x Rays From Sources Outside the Solar System. *Phys. Rev. Lett.* 9, 439–443. doi:10.1103/PhysRevLett.9.439.
- Giacconi, R., Murray, S., Gursky, H., Kellogg, E., Schreier, E., Matilsky, T., Koch, D., Tananbaum, H., 1974. The Third UHURU Catalog of X-Ray Sources. *ApJS* 27, 37. doi:10.1086/190288.
- Giacconi, R., Ruffini, R. (Eds.), 1978. *Physics and astrophysics of neutron stars and black holes.*
- Gibaud, L., Bazzano, A., Bozzo, E., Cadolle-Bel, M., Chenevez, J., Drave, S.P., Ferrigno, C., Gotz, D., Kadler, M., Kreykenbohm, I., Puehlhofer, G., Rodriguez, J., Sanchez-Fernandez, C., Watanabe, K., 2011. A new hard X-ray transient discovered by INTEGRAL: IGRJ17498-2921. *The Astronomer's Telegram* 3551, 1.
- Gierliński, M., Done, C., 2002. A comment on the colour-colour diagrams of low-mass X-ray binaries. *MNRAS* 331, L47–L50. doi:10.1046/j.1365-8711.2002.05430.x, arXiv:astro-ph/0111378.
- Gilfanov, M., 2004. Low-mass X-ray binaries as a stellar mass indicator for the host galaxy. *MNRAS* 349, 146–168. doi:10.1111/j.1365-2966.2004.07473.x, arXiv:astro-ph/0309454.
- Gilfanov, M., Churazov, E., Sunyaev, R., Khavenson, N., Novikov, B., Dyachkov, A., Kremnev, R., Sukhanov, K., Bouchet, L., Mandrou, P., Roques, J.P., Vedrenne, G., Cordier, B., Goldwurm, A., Laurent, P., Paul, J., 1993. Three Years of Monitoring GRS 1758-258: an Extremely Hard X-Ray Source near GX 5-1. *ApJ* 418, 844. doi:10.1086/173441.
- Gomez, S., Mason, P.A., Robinson, E.L., 2015. The Case for a Low Mass Black Hole in the Low Mass X-Ray Binary V1408 Aquilae (= 4U 1957+115). *ApJ* 809, 9. doi:10.1088/0004-637X/809/1/9, arXiv:1506.00181.
- González-Galán, A., Kuulkers, E., Kretschmar, P., Larsson, S., Postnov, K., Kochetkova, A., Finger, M.H., 2012a. Spin period evolution of GX 1+4. *A&A* 537, A66. doi:10.1051/0004-6361/201117893, arXiv:1111.6791.
- González-Galán, A., Kuulkers, E., Kretschmar, P., Larsson, S., Postnov, K., Kochetkova, A., Finger, M.H., 2012b. Spin period evolution of GX 1+4. *A&A* 537, A66. doi:10.1051/0004-6361/201117893, arXiv:1111.6791.
- Goodwin, A.J., Galloway, D.K., in't Zand, J.J.M., Kuulkers, E., Bilou, A., Keek, L., 2019. XMMU J181227.8-181234: a new ultracompact X-ray binary candidate. *MNRAS* 486, 4149–4157. doi:10.1093/mnras/stz1094, arXiv:1904.10970.
- Gotz, D., Mereghetti, S., Mowlavi, N., Soldan, J., 2004. IBAS GRB alert # 2010. GRB Coordinates Network 2793, 1.
- Grebenev, S.A., Chelovekov, I.V., 2017. Multiple X-ray bursts and the model of a spreading layer of accreting matter over the neutron star surface. *Astronomy Letters* 43, 583–594. doi:10.1134/S106377371709002X, arXiv:1708.07016.
- Grebenev, S.A., Chelovekov, I.V., 2018. Single X-ray bursts and the model of a spreading layer of accreting matter over the neutron star surface. *Astronomy Letters* 44, 777–781. doi:10.1134/S1063773718120083, arXiv:1811.12865.
- Grebenev, S.A., Lutovinov, A.A., Tsygankov, S.S., Mereminskiy, I.A., 2013. Deep hard X-ray survey of the Large Magellanic Cloud. *MNRAS* 428, 50–57. doi:10.1093/mnras/sts008, arXiv:1207.1750.
- Grebenev, S.A., Mereminskiy, I.A., 2015. JEM-X/INTEGRAL X-ray survey of the galactic center region. *Astronomy Letters* 41, 765–784. doi:10.1134/S1063773715120038.
- Grebenev, S.A., Molkov, S.V., Revnivtsev, M.G., Sunyaev, R.A., 2007. IGR J17098-3628: An X-Ray Nova Discovered by INTEGRAL, in: *The Obscured Universe. Proceedings of the VI INTEGRAL Workshop*, p. 3730376. arXiv:0709.2313.
- Grebenev, S.A., Molkov, S.V., Sunyaev, R.A., 2005a. New X-ray transient IGR J1709.8-3628 discovered with INTEGRAL. *The Astronomer's Telegram* 444, 1.
- Grebenev, S.A., Molkov, S.V., Sunyaev, R.A., 2005b. New X-ray transient IGR J17473-2721 discovered with INTEGRAL. *The Astronomer's Telegram* 467, 1.
- Grebenev, S.A., Pavlinsky, M.N., Sunyaev, R.A., 1996. Population of X-ray sources near the Galactic center according to ART-P/GRANAT., in: *Zimmermann, H.U., Trümper, J., Yorke, H. (Eds.), Roentgenstrahlung from the Universe*, pp. 141–142.
- Grimm, H.J., Gilfanov, M., Sunyaev, R., 2002. The Milky Way in X-rays for an outside observer. Log(N)-Log(S) and luminosity function of X-ray binaries from RXTE/ASM data. *A&A* 391, 923–944. doi:10.1051/0004-6361:20020826, arXiv:astro-ph/0109239.
- Grindlay, J., Gursky, H., Schnopper, H., Parsignault, D.R., Heise, J., Brinkman, A.C., Schrijver, J., 1976. Discovery of intense X-ray bursts from the globular cluster NGC 6624. *ApJ* 205, L127–L130. doi:10.1086/182105.
- Gursky, H., Schreier, E., 1975. The Binary X-Ray Stars - the Observational Picture (review), in: *Sherwood, V.E., Plaut, L. (Eds.), Variable Stars and Stellar Evolution*, p. 413.
- Haggard, D., Nynka, M., Mon, B., de la Cruz Hernandez, N., Nowak, M., Heinke, C., Neilsen, J., Dexter, J., Fragile, P.C., Baganoff, F., Bower, G.C., Corrales, L.R., Coti Zelati, F., Degenaar, N., Markoff, S., Morris, M.R., Ponti, G., Rea, N., Wilms, J., Yusef-Zadeh, F., 2019. Chandra Spectral and Timing Analysis of Sgr A*'s Brightest X-ray Flares. arXiv e-prints, arXiv:1908.01781 arXiv:1908.01781.
- Harding, A.K., Lai, D., 2006. Physics of strongly magnetized neutron stars. *Reports on Progress in Physics* 69, 2631–2708. doi:10.1088/0034-4885/69/9/R03, arXiv:astro-ph/0606674.
- Harris, W.E., 1996. A Catalog of Parameters for Globular Clusters in the Milky Way. *AJ* 112, 1487. doi:10.1086/118116.
- Hasinger, G., van der Klis, M., 1989. Two patterns of correlated X-ray timing and spectral behaviour in low-mass

- X-ray binaries. *A&A* 225, 79–96.
- Heinke, C.O., Ivanova, N., Engel, M.C., Pavlovskii, K., Sivakoff, G.R., Cartwright, T.F., Gladstone, J.C., 2013. Galactic Ultracompact X-Ray Binaries: Disk Stability and Evolution. *ApJ* 768, 184. doi:10.1088/0004-637X/768/2/184, arXiv:1303.5864.
- Heinz, S., Burton, M., Braiding, C., Brandt, W.N., Jonker, P.G., Sell, P., Fender, R.P., Nowak, M.A., Schulz, N.S., 2015. Lord of the Rings: A Kinematic Distance to Circinus X-1 from a Giant X-Ray Light Echo. *ApJ* 806, 265. doi:10.1088/0004-637X/806/2/265, arXiv:1506.06142.
- Heise, J., Brinkman, A.C., den Boggende, A.J.F., Parsignault, D.R., Grindlay, J., Gursky, H., 1976. ANS observations on the X-ray burster MXB1730-335. *Nature* 261, 562–564. doi:10.1038/261562a0.
- Hertz, P., Grindlay, J.E., 1984. The Einstein galactic plane survey : statistical analysis of the complete X-ray sample. *ApJ* 278, 137–149. doi:10.1086/161775.
- Hinkle, K.H., Fekel, F.C., Joyce, R.R., Mikołajewska, J., Galan, C., Lebzelter, T., 2018. Infrared Spectroscopy of Symbiotic Stars. XII. The Neutron Star SyXB System 4U 1700+24 = V934 Herculis. arXiv e-prints arXiv:1812.08811.
- Hinkle, K.H., Fekel, F.C., Joyce, R.R., Wood, P.R., Smith, V.V., Lebzelter, T., 2006. Infrared Spectroscopy of Symbiotic Stars. IV. V2116 Ophiuchi/GX 1+4, The Neutron Star Symbiotic. *ApJ* 641, 479–487. doi:10.1086/500350, arXiv:astro-ph/0512253.
- Hjellming, R.M., Rupen, M.P., 1995. Episodic ejection of relativistic jets by the X-ray transient GRO J1655 - 40. *Nature* 375, 464–468. doi:10.1038/375464a0.
- Hynes, R.I., Steeghs, D., Casares, J., Charles, P.A., O'Brien, K., 2004. The Distance and Interstellar Sight Line to GX 339-4. *ApJ* 609, 317–324. doi:10.1086/421014, arXiv:astro-ph/0402408.
- Hynes, R.I., Torres, M.A.P., Heinke, C.O., Maccarone, T.J., Mikles, V.J., Britt, C.T., Knigge, C., Greiss, S., Jonker, P.G., Steeghs, D., Nelemans, G., Bandyopadhyay, R.M., Johnson, C.B., 2014. CXOGS J173620.2-293338: A Candidate Symbiotic X-Ray Binary Associated with a Bulge Carbon Star. *ApJ* 780, 11. doi:10.1088/0004-637X/780/1/11, arXiv:1310.2597.
- Hynes, R.I., Wetuski, J.D., Jonker, P., Torres, M., Heinke, C.O., Maccarone, T., Steeghs, D., Britt, C., Johnson, C., Nelemans, G., 2017. X-ray Selected Symbiotic Candidates in the Galactic Bulge Survey, in: AAS Meeting Abstracts #230, p. 317.04.
- Iaria, R., Di Salvo, T., Del Santo, M., Pintore, F., Sanna, A., Papitto, A., Burderi, L., Riggio, A., Gambino, A.F., Matranga, M., 2016. Study of the reflection spectrum of the LMXB 4U 1702-429. *A&A* 596, A21. doi:10.1051/0004-6361/201628210, arXiv:1609.06487.
- Iaria, R., Di Salvo, T., Gambino, A.F., Del Santo, M., Romano, P., Matranga, M., Galiano, C.G., Scarano, F., Riggio, A., Sanna, A., Pintore, F., Burderi, L., 2015. Signature of the presence of a third body orbiting around XB 1916-053. *A&A* 582, A32. doi:10.1051/0004-6361/201526500, arXiv:1507.08108.
- Iaria, R., di Salvo, T., Robba, N.R., Lavagetto, G., Burderi, L., Stella, L., van der Klis, M., 2005. The BeppoSAX 0.1-18 keV spectrum of the bright atoll source GX 9+1: an indication of the source distance. *A&A* 439, 575–583. doi:10.1051/0004-6361:20042231.
- Ikiewicz, K., Mikołajewska, J., Monard, B., 2017. Variability of the symbiotic X-ray binary GX 1+4. Enhanced activity near periastron passage. *A&A* 601, A105. doi:10.1051/0004-6361/201630021, arXiv:1702.07344.
- Inogamov, N.A., Sunyaev, R.A., 1999. Spread of matter over a neutron-star surface during disk accretion. *Astronomy Letters* 25, 269–293. arXiv:astro-ph/9904333.
- in't Zand, J.J.M., Bassa, C.G., Jonker, P.G., Keek, L., Verbunt, F., Méndez, M., Markwardt, C.B., 2008. An X-ray and optical study of the ultracompact X-ray binary A 1246-58. *A&A* 485, 183–194. doi:10.1051/0004-6361:200809361, arXiv:0804.2666.
- in't Zand, J.J.M., Cornelisse, R., Méndez, M., 2005a. On the nature of two low-dot{M} X-ray bursters: 1RXS J170854.4-321857 and 1RXS J171824.2-402934. *A&A* 440, 287–293. doi:10.1051/0004-6361:20052955, arXiv:astro-ph/0505516.
- in't Zand, J.J.M., Cumming, A., van der Sluys, M.V., Verbunt, F., Pols, O.R., 2005b. On the possibility of a helium white dwarf donor in the presumed ultracompact binary 2S 0918-549. *A&A* 441, 675–684. doi:10.1051/0004-6361:20053002, arXiv:astro-ph/0506666.
- in't Zand, J.J.M., Kuiper, L., den Hartog, P.R., Hermsen, W., Corbet, R.H.D., 2007. A probable accretion-powered X-ray pulsar in IGR J00370+6122. *A&A* 469, 1063–1068. doi:10.1051/0004-6361:20077189.
- Inui, T., Koyama, K., Matsumoto, H., Tsuru, T.G., 2009. Time Variability of the Neutral Iron Lines from the Sagittarius B2 Region and Its Implication of a Past Outburst of Sagittarius A. *PASJ* 61, S241. doi:10.1093/pasj/61.sp1.S241.
- Iwakiri, W.B., Pottschmidt, K., Falkner, S., Hemphill, P.B., Fürst, F., Nishimura, O., Schwarm, F.W., Wolff, M.T., Marcu-Cheatham, D.M., Chakrabarty, D., Tomsick, J.A., Wilson-Hodge, C.A., Bissinger Kühnel, M., Terada, Y., Enoto, T., Wilms, J., 2019. Spectral and Timing Analysis of the Accretion-powered Pulsar 4U 1626-67 Observed with Suzaku and NuSTAR. *ApJ* 878, 121. doi:10.3847/1538-4357/ab1f87, arXiv:1905.05356.
- Iwakiri, W.B., Terada, Y., Mihara, T., Angelini, L., Tashiro, M.S., Enoto, T., Yamada, S., Makishima, K., Nakajima, M., Yoshida, A., 2012. Possible Detection of an Emission Cyclotron Resonance Scattering Feature from the Accretion-powered Pulsar 4U 1626-67. *ApJ* 751, 35. doi:10.1088/0004-637X/751/1/35, arXiv:1205.1804.
- Ji, L., Staubert, R., Ducci, L., Santangelo, A., Zhang, S., Chang, Z., 2019. Long-term evolutions of the cyclotron line energies in Her X-1, Vela X-1, and Cen X-3 as observed with Swift/BAT. *MNRAS* 484, 3797–3805. doi:10.1093/mnras/stz264, arXiv:1901.07269.
- Joinet, A., Jourdain, E., Malzac, J., Roques, J.P., Corbel, S., Rodriguez, J., Kalemci, E., 2007. Hard X-Ray Emission of the Microquasar GX 339-4 in the Low/Hard State. *ApJ* 657, 400–408. doi:10.1086/510326, arXiv:astro-ph/0611064.
- Jonker, P.G., Nelemans, G., 2004. The distances to Galactic low-mass X-ray binaries: consequences for black hole luminosities and kicks. *MNRAS* 354, 355–366. doi:10.1111/j.1365-2966.2004.08193.x, arXiv:astro-ph/0407168.
- Jung, G.V., Kurfess, D.J., Johnson, W.N., Kinzer, R.L., Grove, J.E., Strickman, M.S., Purcell, W.R., Grabelsky, D.A., Ulmer, M.P., 1995. OSSE observations of 1E 1740.7-2942 in 1992 September. *Astronomy and Astrophysics* 295, L23–L26.
- Kaaret, P., Prieskorn, Z., in 't Zand, J.J.M., Brandt, S., Lund, N., Mereghetti, S., Götz, D., Kuulkers, E., Tomsick, J.A., 2007. Evidence of 1122 Hz X-Ray Burst Os-

- cillations from the Neutron Star X-Ray Transient XTE J1739-285. *ApJ* 657, L97–L100. doi:10.1086/513270, arXiv:astro-ph/0611716.
- Kajava, J.J.E., Sánchez-Fernández, C., Kuulkers, E., Poutanen, J., 2017. X-ray burst-induced spectral variability in 4U 1728-34. *A&A* 599, A89. doi:10.1051/0004-6361/201629542, arXiv:1611.03976.
- Kalemci, E., Maccarone, T.J., Tomsick, J.A., 2018. A Dust-scattering Halo of 4U 1630-47 Observed with Chandra and Swift: New Constraints on the Source Distance. *ApJ* 859, 88. doi:10.3847/1538-4357/aabcd3, arXiv:1804.02909.
- Kalemci, E., Tomsick, J.A., Rothschild, R.E., Smith, D.M., 2006. The effect of dust scattering on the timing properties of black holes, in: VI Microquasar Workshop: Microquasars and Beyond, p. 80.1.
- Kaplan, D.L., Levine, A.M., Chakrabarty, D., Morgan, E.H., Erb, D.K., Gaensler, B.M., Moon, D.S., Cameron, P.B., 2007. Lost and Found: A New Position and Infrared Counterpart for the X-Ray Binary Scutum X-1. *ApJ* 661, 437–446. doi:10.1086/513712, arXiv:astro-ph/0701092.
- Katz, J.I., 1973. Thirty-five-day Periodicity in Her X-1. *Nature Physical Science* 246, 87–89. doi:10.1038/physci246087a0.
- Keek, L., Galloway, D.K., in't Zand, J.J.M., Heger, A., 2010. Multi-instrument X-ray Observations of Thermonuclear Bursts with Short Recurrence Times. *ApJ* 718, 292–305. doi:10.1088/0004-637X/718/1/292, arXiv:1005.3302.
- Keek, L., Heger, A., 2017. Thermonuclear Bursts with Short Recurrence Times from Neutron Stars Explained by Opacity-driven Convection. *ApJ* 842, 113. doi:10.3847/1538-4357/aa7748, arXiv:1706.00786.
- Keek, L., in't Zand, J.J.M., Kuulkers, E., Cumming, A., Brown, E.F., Suzuki, M., 2008. First superburst from a classical low-mass X-ray binary transient. *A&A* 479, 177–188. doi:10.1051/0004-6361:20078464, arXiv:0711.4207.
- Keek, L., Iwakiri, W., Serino, M., Ballantyne, D.R., in't Zand, J.J.M., Strohmayer, T.E., 2017. X-Ray Reflection and an Exceptionally Long Thermonuclear Helium Burst from IGR J17062-6143. *ApJ* 836, 111. doi:10.3847/1538-4357/836/1/111, arXiv:1610.07608.
- Keek, S., Kuiper, L., Hermsen, W., 2006. The discovery of five new hard X-ray sources in the Circinus region by INTEGRAL. *The Astronomer's Telegram* 810, 1.
- Khabibullin, I., Churazov, E., Sunyaev, R., Federrath, C., Seifried, D., Walch, S., 2020. X-raying molecular clouds with a short flare: probing statistics of gas density and velocity fields. *MNRAS* 495, 1414–1432. doi:10.1093/mnras/staa1262, arXiv:1906.11579.
- Klein-Wolt, M., Wijnands, R., Swank, J.H., Markwardt, C.B., 2007. A bright outburst of IGR J17191-2821 and detection of a type-I X-ray burst. *The Astronomer's Telegram* 1065, 1.
- Klochkov, D., Staubert, R., Postnov, K., Shakura, N., Santangelo, A., Tsygankov, S., Lutovinov, A., Kreykenbohm, I., Wilms, J., 2008. INTEGRAL observations of Hercules X-1. *A&A* 482, 907–915. doi:10.1051/0004-6361:20078953, arXiv:0802.1168.
- Klochkov, D.K., Shakura, N.I., Postnov, K.A., Staubert, R., Wilms, J., Ketsaris, N.A., 2006. Observational manifestations of the change in the tilt of the accretion disk to the orbital plane in her x-1/hz her with phase of its 35-day period. *Astronomy Letters* 32, 804–815. URL: <https://doi.org/10.1134/S1063773706120024>, doi:10.1134/S1063773706120024.
- Koyama, K., Maeda, Y., Sonobe, T., Takeshima, T., Tanaka, Y., Yamauchi, S., 1996. ASCA View of Our Galactic Center: Remains of Past Activities in X-Rays? *PASJ* 48, 249–255. doi:10.1093/pasj/48.2.249.
- Krivonos, R., Clavel, M., Hong, J., Mori, K., Ponti, G., Poutanen, J., Rahoui, F., Tomsick, J., Tsygankov, S., 2017a. NuSTAR and XMM-Newton observations of the Arches cluster in 2015: fading hard X-ray emission from the molecular cloud. *MNRAS* 468, 2822–2835. doi:10.1093/mnras/stx585, arXiv:1612.03320.
- Krivonos, R., Revnivtsev, M., Churazov, E., Sazonov, S., Grebenev, S., Sunyaev, R., 2007a. Hard X-ray emission from the Galactic ridge. *A&A* 463, 957–967. doi:10.1051/0004-6361:20065626, arXiv:astro-ph/0605420.
- Krivonos, R., Revnivtsev, M., Lutovinov, A., Sazonov, S., Churazov, E., Sunyaev, R., 2007b. INTEGRAL/IBIS all-sky survey in hard X-rays. *A&A* 475, 775–784. doi:10.1051/0004-6361:20077191, arXiv:astro-ph/0701836.
- Krivonos, R., Tsygankov, S., Lutovinov, A., Revnivtsev, M., Churazov, E., Sunyaev, R., 2012. INTEGRAL/IBIS nine-year Galactic hard X-ray survey. *A&A* 545, A27. doi:10.1051/0004-6361/201219617, arXiv:1205.3941.
- Krivonos, R., Tsygankov, S., Lutovinov, A., Revnivtsev, M., Churazov, E., Sunyaev, R., 2015. INTEGRAL 11-year hard X-ray survey above 100 keV. *MNRAS* 448, 3766–3774. doi:10.1093/mnras/stv150, arXiv:1412.1051.
- Krivonos, R., Tsygankov, S., Revnivtsev, M., Grebenev, S., Churazov, E., Sunyaev, R., 2010. INTEGRAL/IBIS 7-year All-Sky Hard X-Ray Survey. II. Catalog of sources. *A&A* 523, A61. doi:10.1051/0004-6361/201014935, arXiv:1006.4437.
- Krivonos, R.A., Tsygankov, S.S., Mereminskiy, I.A., Lutovinov, A.A., Sazonov, S.Y., Sunyaev, R.A., 2017b. New hard X-ray sources discovered in the ongoing INTEGRAL Galactic plane survey after 14 yr of observations. *MNRAS* 470, 512–516. doi:10.1093/mnras/stx1276, arXiv:1704.03364.
- Kuiper, L., Jonker, P.G., Torres, M.A.P., Rest, A., Keek, S., 2008. The discovery of a new hard X-ray source in the Norma region by INTEGRAL: IGR J16293-4603. *The Astronomer's Telegram* 1774.
- Kumar, N., 2018. High energy power-law tail in X-ray binaries and bulk Comptonization due to an outflow from a disk. *Journal of Astrophysics and Astronomy* 39, 13. doi:10.1007/s12036-017-9508-z, arXiv:1810.13145.
- Kuulkers, E., den Hartog, P.R., in't Zand, J.J.M., Verbunt, F.W.M., Harris, W.E., Cocchi, M., 2003a. Photospheric radius expansion X-ray bursts as standard candles. *A&A* 399, 663–680. doi:10.1051/0004-6361:20021781, arXiv:astro-ph/0212028.
- Kuulkers, E., in't Zand, J.J.M., Atteia, J.L., Levine, A.M., Brandt, S., Smith, D.A., Linares, M., Falanga, M., Sánchez-Fernández, C., Markwardt, C.B., Strohmayer, T.E., Cumming, A., Suzuki, M., 2010. What ignites on the neutron star of 4U 0614+091? *A&A* 514, A65. doi:10.1051/0004-6361/200913210, arXiv:0909.3391.
- Kuulkers, E., Lutovinov, A., Parmar, A., Capitanio, F., Mowlavi, N., Hermsen, W., 2003b. Igr J17091-3624. *The Astronomer's Telegram* 149, 1.
- Kuulkers, E., Shaw, S.E., Paizis, A., Chenevez, J., Brandt, S., Courvoisier, T.J.L., Domingo, A., Ebisawa, K., Kretschmar, P., Markwardt, C.B., Mowlavi, N., Oosterbroek, T., Orr, A., Rísquez, D., Sanchez-Fernandez, C., Wijnands, R., 2007. The INTEGRAL Galactic bulge monitoring program: the first 1.5 years.

- A&A 466, 595–618. doi:10.1051/0004-6361:20066651, arXiv:astro-ph/0701244.
- Kuznetsova, E., Krivonos, R., Clavel, M., Lutovinov, A., Chernyshov, D., Hong, J., Mori, K., Ponti, G., Tom-sick, J., Zhang, S., 2019. Investigating the origin of the faint non-thermal emission of the Arches cluster using the 2015–2016 NuSTAR and XMM-Newton X-ray observations. *MNRAS* 484, 1627–1636. doi:10.1093/mnras/stz119, arXiv:1901.03121.
- Launhardt, R., Zylka, R., Mezger, P.G., 2002. The nuclear bulge of the Galaxy. III. Large-scale physical characteristics of stars and interstellar matter. *A&A* 384, 112–139. doi:10.1051/0004-6361:20020017, arXiv:astro-ph/0201294.
- Leahy, D.A., Abdallah, M.H., 2014. HZ Her: Stellar Radius from X-Ray Eclipse Observations, Evolutionary State, and a New Distance. *ApJ* 793, 79. doi:10.1088/0004-637X/793/2/79, arXiv:1406.6138.
- Lebrun, F., Leray, J.P., Lavocat, P., Crétole, J., Arquès, M., Blondel, C., Bonnin, C., Bouère, A., Cara, C., Chaleil, T., Daly, F., Desages, F., Dzitko, H., Horeau, B., Laurent, P., Limousin, O., Mathy, F., Mauguén, V., Meignier, F., Molinié, F., Poindron, E., Rouger, M., Sauvageon, A., Tourrette, T., 2003. ISGRI: The INTEGRAL Soft Gamma-Ray Imager. *A&A* 411, L141–L148. doi:10.1051/0004-6361:20031367, arXiv:astro-ph/0310362.
- Lee, J.W., Carney, B.W., 2006. VI Photometry of Globular Clusters NGC 6293 and NGC 6541: The Formation of the Metal-poor Inner Halo Globular Clusters. *AJ* 132, 2171–2186. doi:10.1086/507412, arXiv:astro-ph/0606711.
- Levine, A., Ma, C.P., McClintock, J., Rappaport, S., van der Klis, M., Verbunt, F., 1988. 4U 1626-67: The Binary with the Smallest Known Mass Function. *ApJ* 327, 732. doi:10.1086/166230.
- Levine, A.M., Jernigan, J.G., 1982. On the orbital phase dependence of the turn-on times of Hercules X-1. *ApJ* 262, 294–300. doi:10.1086/160420.
- Lewin, W.H.G., Ricker, G.R., McClintock, J.E., 1971. X-Rays from a New Variable Source GX 1+4. *ApJ* 169, L17. doi:10.1086/180805.
- Lewin, W.H.G., van Paradijs, J., Taam, R.E., 1993. X-Ray Bursts. *Space Sci. Rev.* 62, 223–389. doi:10.1007/BF00196124.
- Li, Z., Suleimanov, V.F., Poutanen, J., Salmi, T., Falanga, M., Näätä, J., Xu, R., 2018. Evidence for the Photoionization Absorption Edge in a Photospheric Radius Expansion X-Ray Burst from GRS 1747-312 in Terzan 6. *ApJ* 866, 53. doi:10.3847/1538-4357/aade8e, arXiv:1809.00098.
- Lin, D., Altamirano, D., Homan, J., Remillard, R.A., Wij-nands, R., Belloni, T., 2009a. Type I X-ray Bursts from the Neutron-star Transient XTE J1701-462. *ApJ* 699, 60–65. doi:10.1088/0004-637X/699/1/60, arXiv:0904.2187.
- Lin, D., Remillard, R.A., Homan, J., 2007. Evaluating Spectral Models and the X-Ray States of Neutron Star X-Ray Transients. *ApJ* 667, 1073–1086. doi:10.1086/521181, arXiv:astro-ph/0702089.
- Lin, D., Remillard, R.A., Homan, J., 2009b. Spectral States of XTE J1701-462: Link between Z and Atoll Sources, in: *American Astronomical Society Meeting Abstracts #213*, p. 603.03.
- Linares, M., Altamirano, D., Watts, A., Strohmayer, T., Chakrabarty, D., Patruno, A., van der Klis, M., Wijnand s, R., Casella, P., Armas-Padilla, M., Cavecchi, Y., De-geenaar, N., Kalamkar, M., Kaur, R., Yang, Y., Rea, N., 2011. RXTE detection of a thermonuclear burst from IGR J17498-2921: distance estimate and burst oscillations. *The Astronomer’s Telegram* 3568, 1.
- Liu, Q.Z., van Paradijs, J., van den Heuvel, E.P.J., 2007. A catalogue of low-mass X-ray binaries in the Galaxy, LMC, and SMC (Fourth edition). *A&A* 469, 807–810. doi:10.1051/0004-6361:20077303, arXiv:0707.0544.
- Ludlam, R., Miller, J.M., Miller-Jones, J., Reynolds, M., 2017. Swift/BAT Detects Increase in Hard X-ray Emission from the Ultra-compact X-ray Binary 4U 1543-624. *The Astronomer’s Telegram* 10690, 1.
- Ludlam, R.M., Shishkovsky, L., Bult, P.M., Miller, J.M., Zoghbi, A., Strohmayer, T.E., Reynolds, M., Natalucci, L., Miller-Jones, J.C.A., Jaisawal, G.K., Guillot, S., Gendreau, K.C., García, J.A., Focchi, M., Fabian, A.C., Chakrabarty, D., Cackett, E.M., Bahramian, A., Arzoumanian, Z., Altamirano, D., 2019. Observations of the Ultra-compact X-ray Binary 4U 1543-624 in Outburst with NICER, INTEGRAL, Swift, and ATCA. arXiv e-prints, arXiv:1908.00539arXiv:1908.00539.
- Lund, N., Budtz-Jørgensen, C., Westergaard, N.J., Brand t, S., Rasmussen, I.L., Hornstrup, A., Oxborrow, C.A., Chenevez, J., Jensen, P.A., Laursen, S., Andersen, K.H., Mogensen, P.B., Rasmussen, I., Omø, K., Pedersen, S.M., Polny, J., Andersson, H., Andersson, T., Kämäräinen, V., Vilhu, O., Huovelin, J., Maisala, S., Morawski, M., Juch-nikowski, G., Costa, E., Feroci, M., Rubini, A., Rapis-arda, M., Morelli, E., Carassiti, V., Frontera, F., Pelli-ciari, C., Loffredo, G., Martínez Núñez, S., Reglero, V., Velasco, T., Larsson, S., Svensson, R., Zdziarski, A.A., Castro-Tirado, A., Attina, P., Gorla, M., Giulianelli, G., Cordero, F., Rezazad, M., Schmidt, M., Carli, R., Gomez, C., Jensen, P.L., Sarri, G., Tiemon, A., Orr, A., Much, R., Kretschmar, P., Schnopper, H.W., 2003. JEM-X: The X-ray monitor aboard INTEGRAL. *A&A* 411, L231–L238. doi:10.1051/0004-6361:20031358.
- Luque-Escamilla, P.L., Martí, J., Martínez-Aroza, J., 2015. The precessing jets of $\text{jASTROBJ}_{\text{J}}1\text{E }1740.7-2942\text{j}/\text{ASTROBJ}_{\text{J}}$. *A&A* 584, A122. doi:10.1051/0004-6361/201527238, arXiv:1511.01425.
- Luque-Escamilla, P.L., Martí, J., Muñoz-Arjonilla, Á.J., 2014. The Variable Near-infrared Counterpart of the Microquasar GRS 1758-258. *ApJ* 797, L1. doi:10.1088/2041-8205/797/1/L1.
- Lutovinov, A., Revnivtsev, M., Gilfanov, M., Shtykovskiy, P., Molkov, S., Sunyaev, R., 2005a. INTEGRAL insight into the inner parts of the Galaxy. High mass X-ray binaries. *A&A* 444, 821–829. doi:10.1051/0004-6361:20042392, arXiv:astro-ph/0411550.
- Lutovinov, A., Revnivtsev, M., Molkov, S., Sunyaev, R., 2005b. INTEGRAL observations of five sources in the Galactic Center region. *A&A* 430, 997–1003. doi:10.1051/0004-6361:20041677, arXiv:astro-ph/0407342.
- Lutovinov, A., Rodriguez, J., Produit, N., Lund, N., Hermsen, W., Much, R., 2003a. Igr J18539+0727. *The Astronomer’s Telegram* 151, 1.
- Lutovinov, A., Walter, R., Belanger, G., Lund, N., Grebenev, S., Winkler, C., 2003b. IGR17597-2201 and AX1820.5-1434. *The Astronomer’s Telegram* 155, 1.
- Main, D.S., Smith, D.M., Heindl, W.A., Swank, J., Leven-thal, M., Mirabel, I.F., Rodríguez, L.F., 1999. Long-Term X-Ray Monitoring of 1E 1740.7-2942 and GRS 1758-258. *ApJ* 525, 901–908. doi:10.1086/307935, arXiv:astro-ph/9906178.
- Mainardi, L.I., Paizis, A., Farinelli, R., Kuulkers, E., Ro-

- driguez, J., Hannikainen, D., Savolainen, P., Piraino, S., Bazzano, A., Santangelo, A., 2010. Spectral evolution of bright NS LMXBs with INTEGRAL: an application of the thermal plus bulk Comptonization model. *A&A* 512, A57. doi:10.1051/0004-6361/200912921, arXiv:0912.2707.
- Maitra, D., Miller, J.M., Reynolds, M.T., Reis, R., Nowak, M., 2014. Results of the Swift Monitoring Campaign of the X-Ray Binary 4U 1957+11: Constraints on Binary Parameters. *ApJ* 794, 85. doi:10.1088/0004-637X/794/1/85, arXiv:1306.4365.
- Majczyna, A., Madej, J., Należyty, M., Różańska, A., Udalski, A., 2016. Optical properties of symbiotic X-ray binary V2116 Oph, in: Różańska, A., Bejger, M. (Eds.), 37th Meeting of the Polish Astronomical Society, pp. 133–136.
- Makino, F., 1988. *GS 1826-24*. *IAU Circ.* 4653, 2.
- Malizia, A., Bassani, L., Sguera, V., Bazzano, A., Focci, M.T., Ubertini, P., Bird, A.J., 2017. Updating the identification/classification of the INTEGRAL sources IGR J04288-67022 and Swift J0826.2-7033. *The Astronomer's Telegram* 10412, 1.
- Malzac, J., Jourdain, E., 2000. Temporal properties of flares in accretion disk coronae. *A&A* 359, 843–854. arXiv:astro-ph/0005523.
- Mandrou, P., 1990. Galactic Center. *IAU Circ.* 5032, 1.
- Maraschi, L., Cavaliere, A., 1977. X-ray bursts of nuclear origin?, in: *X-ray Binaries and Compact Objects*, pp. 127–128.
- Marcu, D.M., Fürst, F., Pottschmidt, K., Grinberg, V., Müller, S., Wilms, J., Postnov, K.A., Corbet, R.H.D., Markwardt, C.B., Cadolle Bel, M., 2011. The 5 hr Pulse Period and Broadband Spectrum of the Symbiotic X-Ray Binary 3A 1954+319. *ApJ* 742, L11. doi:10.1088/2041-8205/742/1/L11, arXiv:1111.1019.
- Margon, B., Thorstensen, J.R., Bowyer, S., 1978. The optical counterpart of 3U 1956+11. *ApJ* 221, 907–909. doi:10.1086/156093.
- Marino, A., Del Santo, M., Cocchi, M., D'Al, A., Segreto, A., Ferrigno, C., Di Salvo, T., Malzac, J., Iaria, R., Burderi, L., 2019. New insights on the puzzling LMXB 1RXS J180408.9-342058: the intermediate state, the clocked type-I X-ray bursts, and much more. *MNRAS* 490, 2300–2314. doi:10.1093/mnras/stz2726, arXiv:1909.10359.
- Markoff, S., Nowak, M.A., Wilms, J., 2005. Going with the Flow: Can the Base of Jets Subsume the Role of Compact Accretion Disk Coronae? *ApJ* 635, 1203–1216. doi:10.1086/497628, arXiv:astro-ph/0509028.
- Martí, J., Luque-Escamilla, P.L., Muñoz-Arjonilla, Á.J., 2016. Optical spectroscopy of the microquasar GRS 1758-258: a possible intermediate mass system? *A&A* 596, A46. doi:10.1051/0004-6361/201629630, arXiv:1611.03683.
- Martí, J., Luque-Escamilla, P.L., Romero, G.E., Sánchez-Sutil, J.R., Muñoz-Arjonilla, Á.J., 2015. Real-time evolution of a large-scale relativistic jet. *A&A* 578, L11. doi:10.1051/0004-6361/201526355, arXiv:1505.07641.
- Martí, J., Luque-Escamilla, P.L., Sánchez-Sutil, J.R., Muñoz-Arjonilla, Á.J., Sánchez-Ayaso, E., Combi, J.A., García-Hernández, M.T., 2010. An Apparently Extended Infrared Counterpart to 1E 1740.7-2942. *ApJ* 721, L126–L128. doi:10.1088/2041-8205/721/2/L126.
- Marti, J., Mereghetti, S., Chaty, S., Mirabel, I.F., Goldoni, P., Rodriguez, L.F., 1998. Search for the optical and infrared counterpart of GRS 1758-258. *A&A* 338, L95–L99. arXiv:astro-ph/9809270.
- Mas-Hesse, J.M., Giménez, A., Culhane, J.L., Jamar, C., McBreen, B., Torra, J., Hudec, R., Fabregat, J., Meurs, E., Swings, J.P., Alcacera, M.A., Balado, A., Beiztegui, R., Belenguer, T., Bradley, L., Caballero, M.D., Cabo, P., Defise, J.M., Díaz, E., Domingo, A., Figueras, F., Figueroa, I., Hanlon, L., Hroch, F., Hudcova, V., García, T., Jordan, B., Jordi, C., Kretschmar, P., Laviada, C., March, M., Martín, E., Mazy, E., Menéndez, M., Mi, J.M., de Miguel, E., Muñoz, T., Nolan, K., Olmedo, R., Plessier, J.Y., Polcar, J., Reina, M., Renotte, E., Rochus, P., Sánchez, A., San Martín, J.C., Smith, A., Soldan, J., Thomas, P., Timón, V., Walton, D., 2003. OMC: An Optical Monitoring Camera for INTEGRAL. Instrument description and performance. *A&A* 411, L261–L268. doi:10.1051/0004-6361:20031418.
- Masetti, N., Dal Fiume, D., Cusumano, G., Amati, L., Bartolini, C., Del Sordo, S., Frontera, F., Guarneri, A., Orlandini, M., Palazzi, E., Parmar, A.N., Piccioni, A., Santangelo, A., 2002. X-ray and optical monitoring of the peculiar source 4U 1700+24/V934 Her. *A&A* 382, 104–117. doi:10.1051/0004-6361:20011543, arXiv:astro-ph/0111164.
- Masetti, N., Foschini, L., Palazzi, E., Beckmann, V., Lund, N., Brandt, S., Westergaard, N.J., Amati, L., Caroli, E., Del Sordo, S., Di Cocco, G., Durouchoux, P., Farinelli, R., Frontera, F., Orlandini, M., Zdziarski, A., 2004a. Serpens X-1 observed by INTEGRAL. *A&A* 423, 651–656. doi:10.1051/0004-6361:20040210, arXiv:astro-ph/0405277.
- Masetti, N., Landi, R., Pretorius, M.L., Sguera, V., Bird, A.J., Perri, M., Charles, P.A., Kennea, J.A., Malizia, A., Ubertini, P., 2007. IGR J16194-2810: a new symbiotic X-ray binary. *A&A* 470, 331–337. doi:10.1051/0004-6361:20077509, arXiv:0704.3682.
- Masetti, N., Mason, E., Morelli, L., Cellone, S.A., McBride, V.A., Palazzi, E., Bassani, L., Bazzano, A., Bird, A.J., Charles, P.A., Dean, A.J., Galaz, G., Gehrels, N., Landi, R., Malizia, A., Minniti, D., Panessa, F., Romero, G.E., Stephen, J.B., Ubertini, P., Walter, R., 2008. Unveiling the nature of INTEGRAL objects through optical spectroscopy. VI. A multi-observatory identification campaign. *A&A* 482, 113–132. doi:10.1051/0004-6361:20079332, arXiv:0802.0988.
- Masetti, N., Munari, U., Henden, A.A., Page, K.L., Osborne, J.P., Starrfield, S., 2011. Is CGCS 5926 a symbiotic X-ray binary? *A&A* 534, A89. doi:10.1051/0004-6361/201117260, arXiv:1109.6019.
- Masetti, N., Orlandini, M., Palazzi, E., Amati, L., Frontera, F., 2006. M-type giants as optical counterparts of X-ray sources 4U 1700+24 and 4U 1954+319. *A&A* 453, 295–299. doi:10.1051/0004-6361:20065025, arXiv:astro-ph/0603227.
- Masetti, N., Palazzi, E., Bassani, L., Malizia, A., Stephen, J.B., 2004b. Unveiling the nature of three INTEGRAL sources through optical spectroscopy. *A&A* 426, L41–L44. doi:10.1051/0004-6361:200400078, arXiv:astro-ph/0409250.
- Masetti, N., Parisi, P., Jiménez-Bailón, E., Palazzi, E., Chavushyan, V., Bassani, L., Bazzano, A., Bird, A.J., Dean, A.J., Galaz, G., Landi, R., Malizia, A., Minniti, D., Morelli, L., Schiavone, F., Stephen, J.B., Ubertini, P., 2012. Unveiling the nature of INTEGRAL objects through optical spectroscopy. IX. Twenty two more identifications, and a glance into the far hard X-ray Universe. *A&A* 538, A123. doi:10.1051/0004-6361/201118559, arXiv:1201.1906.
- Mason, K.O., Cordova, F.A., 1982. Infrared photometry of

- the X-ray binary 2A 1822-371 : a model for the ultraviolet optical, and infrared light curve. *ApJ* 262, 253–262. doi:10.1086/160416.
- Matranga, M., Papitto, A., Di Salvo, T., Bozzo, E., Torres, D.F., Iaria, R., Burderi, L., Rea, N., de Martino, D., Sanchez-Fernandez, C., Gambino, A.F., Ferrigno, C., Stella, L., 2017. XMM-Newton and INTEGRAL view of the hard state of EXO 1745-248 during its 2015 outburst. *A&A* 603, A39. doi:10.1051/0004-6361/201629731, arXiv:1703.07389.
- Mereminskiy, I.A., Burenin, R.A., Krivonos, R.A., Lapshov, I.Y., Pavlinsky, M.N., Sazonov, S.Y., Tkachenko, A.Y., Filippova, E.V., Shtykovskiy, A.E., 2019. Populations of Sources in a Galactic Plane Survey with the ART-XC Telescope of the Spectrum-RG Observatory: Simulations. *Astronomy Letters* 45, 62–70. doi:10.1134/S1063773719020051.
- Mereminskiy, I.A., Grebenev, S.A., Sunyaev, R.A., 2017. IGR J17445-2747—Yet another X-ray burster in the galactic bulge. *Astronomy Letters* 43, 656–663. doi:10.1134/S106377371710005X, arXiv:1709.02775.
- Merloni, A., Predehl, P., Becker, W., Böhringer, H., Boller, T., Brunner, H., Brusa, M., Dennerl, K., Freyberg, M., Friedrich, P., Georgakakis, A., Haberl, F., Hasinger, G., Meidinger, N., Mohr, J., Nandra, K., Rau, A., Reiprich, T.H., Robrade, J., Salvato, M., Santangelo, A., Sasaki, M., Schwobe, A., Wilms, J., German eROSITA Consortium, t., 2012. eROSITA Science Book: Mapping the Structure of the Energetic Universe. arXiv e-prints , arXiv:1209.3114arXiv:1209.3114.
- Middleditch, J., Mason, K.O., Nelson, J.E., White, N.E., 1981. 4U 1626-67 : A prograde spinning X-ray pulsar in A 2500 S binary system. *ApJ* 244, 1001–1021. doi:10.1086/158772.
- Migliari, S., Di Salvo, T., Belloni, T., van der Klis, M., Fender, R.P., Campana, S., Kouveliotou, C., Méndez, M., Lewin, W.H.G., 2003a. Discovery of type I X-ray bursts from the low-mass X-ray binary 4U 1708-40. *MNRAS* 342, 909–914. doi:10.1046/j.1365-8711.2003.06597.x, arXiv:astro-ph/0303136.
- Migliari, S., Fender, R.P., 2006. Jets in neutron star X-ray binaries: a comparison with black holes. *MNRAS* 366, 79–91. doi:10.1111/j.1365-2966.2005.09777.x, arXiv:astro-ph/0510698.
- Migliari, S., Fender, R.P., Rupen, M., Jonker, P.G., Klein-Wolt, M., Hjellming, R.M., van der Klis, M., 2003b. Disc-jet coupling in an atoll-type neutron star X-ray binary: 4U 1728-34 (GX 354-0). *MNRAS* 342, L67–L71. doi:10.1046/j.1365-8711.2003.06795.x, arXiv:astro-ph/0305221.
- Migliari, S., Fender, R.P., Rupen, M., Wachter, S., Jonker, P.G., Homan, J., van der Klis, M., 2004. Radio detections of the neutron star X-ray binaries 4U 1820 - 30 and Ser X-1 in soft X-ray states. *MNRAS* 351, 186–192. doi:10.1111/j.1365-2966.2004.07768.x, arXiv:astro-ph/0402600.
- Mihara, T., 1995. Observational study of X-ray spectra of binary pulsars with Ginga. Ph.D. thesis. -.
- Miller, J.M., Ludlam, R.M., Reynolds, M.T., Kuulkers, E., Ferrigno, C., Bozzo, E., 2017. INTEGRAL Observations of the Ultra-compact X-ray Binary 4U 1543-624 in Outburst. *The Astronomer’s Telegram* 10719, 1.
- Miller-Jones, J.C.A., Jonker, P.G., Dhawan, V., Briskin, W., Rupen, M.P., Nelemans, G., Gallo, E., 2009. The First Accurate Parallax Distance to a Black Hole. *ApJ* 706, L230–L234. doi:10.1088/0004-637X/706/2/L230, arXiv:0910.5253.
- Mirabel, I.F., Rodriguez, L.F., Cordier, B., Paul, J., Lebrun, F., 1992. A double-sided radio jet from the compact Galactic Centre annihilator 1E1740.7-2942. *Nature* 358, 215–217. doi:10.1038/358215a0.
- Mirabel, I.F., Rodriguez, L.F., Cordier, B., Paul, J., Lebrun, F., 1993. VLA observations of the hard X-ray sources 1E 1740.7-2942 and GRS 1758-258. *A&AS* 97, 193–197.
- Misanovic, Z., Galloway, D.K., Cooper, R.L., 2010. Ignition Column Depths of Helium-rich Thermonuclear Bursts from 4U 1728-34. *ApJ* 718, 947–956. doi:10.1088/0004-637X/718/2/947, arXiv:1005.4729.
- Miyaji, S., Nomoto, K., Yokoi, K., Sugimoto, D., 1980. Supernova Triggered by Electron Captures. *PASJ* 32, 303.
- Molaro, M., Khatri, R., Sunyaev, R.A., 2016. Probing the clumping structure of giant molecular clouds through the spectrum, polarisation and morphology of X-ray reflection nebulae. *A&A* 589, A88. doi:10.1051/0004-6361/201527760, arXiv:1511.05125.
- Molkov, S., Revnivtsev, M., Lutovinov, A., Sunyaev, R., 2005. INTEGRAL detection of a long powerful burst from SLX 1735-269. *A&A* 434, 1069–1075. doi:10.1051/0004-6361:20041846, arXiv:astro-ph/0408258.
- Molkov, S.V., Cherepashchuk, A.M., Lutovinov, A.A., Revnivtsev, M.G., Postnov, K.A., Sunyaev, R.A., 2004. A Hard X-ray Survey of the Sagittarius Arm Tangent with the IBIS Telescope of the INTEGRAL Observatory: A Catalog of Sources. *Astronomy Letters* 30, 534–539. doi:10.1134/1.1784495, arXiv:astro-ph/0402416.
- Mori, K., Hailey, C.J., Krivonos, R., Hong, J., Ponti, G., Bauer, F., Perez, K., Nynka, M., Zhang, S., Tomsick, J.A., Alexander, D.M., Baganoff, F.K., Barret, D., Barrière, N., Boggs, S.E., Canipe, A.M., Christensen, F.E., Craig, W.W., Forster, K., Giommi, P., Grefenstette, B.W., Grindlay, J.E., Harrison, F.A., Hornstrup, A., Kitaguchi, T., Koglin, J.E., Luu, V., Madsen, K.K., Mao, P.H., Miyasaka, H., Perri, M., Pivovarov, M.J., Puccetti, S., Rana, V., Stern, D., Westergaard, N.J., Zhang, W.W., Zoglauer, A., 2015. NuSTAR Hard X-Ray Survey of the Galactic Center Region I: Hard X-Ray Morphology and Spectroscopy of the Diffuse Emission. *ApJ* 814, 94. doi:10.1088/0004-637X/814/2/94, arXiv:1510.04631.
- Muñoz-Darias, T., de Ugarte Postigo, A., Russell, D.M., Guziy, S., Gorosabel, J., Casares, J., Armas Padilla, M., Charles, P.A., Fender, R.P., Belloni, T.M., Lewis, F., Motta, S., Castro-Tirado, A., Mundell, C.G., Sánchez-Ramírez, R., Thöne, C.C., 2013. The optical counterpart of the bright X-ray transient Swift J1745-26. *MNRAS* 432, 1133–1137. doi:10.1093/mnras/stt532, arXiv:1303.6317.
- Muñoz-Darias, T., Fender, R.P., Motta, S.E., Belloni, T.M., 2014. Black hole-like hysteresis and accretion states in neutron star low-mass X-ray binaries. *MNRAS* 443, 3270–3283. doi:10.1093/mnras/stu1334, arXiv:1407.1318.
- Munari, U., 2019. The Symbiotic Stars. arXiv e-prints , arXiv:1909.01389arXiv:1909.01389.
- Muno, M.P., Baganoff, F.K., Brandt, W.N., Park, S., Morris, M.R., 2007. Discovery of Variable Iron Fluorescence from Reflection Nebulae in the Galactic Center. *ApJ* 656, L69–L72. doi:10.1086/512236, arXiv:astro-ph/0611651.
- Muno, M.P., Remillard, R.A., Chakrabarty, D., 2002. How Do Z and Atoll X-Ray Binaries Differ? *ApJ* 568, L35–L39. doi:10.1086/340269, arXiv:astro-ph/0111370.
- Natalucci, L., Bazzano, A., Cocchi, M., Ubertini, P., Heise, J., Kuulkers, E., in ’t Zand, J.J.M., Smith, M.J.S., 2000. SAX J1810.8-2609: A New Hard X-Ray Burst-

- ing Transient. *ApJ* 536, 891–895. doi:10.1086/308987, arXiv:astro-ph/0001437.
- Natalucci, L., Tomsick, J.A., Bazzano, A., Smith, D.M., Bachetti, M., Barret, D., Boggs, S.E., Christensen, F.E., Craig, W.W., Fionchi, M., Fürst, F., Grefenstette, B.W., Hailey, C.J., Harrison, F.A., Krivonos, R., Kuulkers, E., Miller, J.M., Pottschmidt, K., Stern, D., Ubertini, P., Walton, D.J., Zhang, W.W., 2014. NuSTAR and INTEGRAL Observations of a Low/Hard State of 1E1740.7-2942. *ApJ* 780, 63. doi:10.1088/0004-637X/780/1/63, arXiv:1310.7870.
- Neilsen, J., Markoff, S., Nowak, M.A., Dexter, J., Witzel, G., Barrière, N., Li, Y., Baganoff, F.K., Degenaar, N., Fragile, P.C., Gammie, C., Goldwurm, A., Grosso, N., Haggard, D., 2015. The X-Ray Flux Distribution of Sagittarius A* as Seen by Chandra. *ApJ* 799, 199. doi:10.1088/0004-637X/799/2/199, arXiv:1412.3106.
- Nelemans, G., 2018. Binaries as Sources of Gravitational Waves. arXiv e-prints, arXiv:1807.01060, arXiv:1807.01060.
- Nelemans, G., Jonker, P.G., 2010. Ultra-compact (X-ray) binaries. *New Astron. Rev.* 54, 87–92. doi:10.1016/j.newar.2010.09.021, arXiv:astro-ph/0605722.
- Nelson, L.A., Rappaport, S.A., Joss, P.C., 1986. The Evolution of Ultrashort Period Binary Systems. *ApJ* 304, 231. doi:10.1086/164156.
- Nowak, M.A., Paizis, A., Jaisawal, G.K., Chenevez, J., Chaty, S., Fortin, F., Rodriguez, J., Wilms, J., 2019. Chandra-HETGS Characterization of an Outflowing Wind in the Accreting Millisecond Pulsar IGR J17591-2342. *ApJ* 874, 69. doi:10.3847/1538-4357/ab0a71, arXiv:1902.09577.
- Nowak, M.A., Wilms, J., Pottschmidt, K., Schulz, N., Maitra, D., Miller, J., 2012. Suzaku Observations of 4U 1957+11: Potentially the Most Rapidly Spinning Black Hole in (the Halo of) the Galaxy. *ApJ* 744, 107. doi:10.1088/0004-637X/744/2/107, arXiv:1109.6008.
- Odaka, H., Aharonian, F., Watanabe, S., Tanaka, Y., Khangulyan, D., Takahashi, T., 2011. X-Ray Diagnostics of Giant Molecular Clouds in the Galactic Center Region and Past Activity of Sgr A*. *ApJ* 740, 103. doi:10.1088/0004-637X/740/2/103, arXiv:1110.1936.
- Orlandini, M., Dal Fiume, D., Frontera, F., Del Sordo, S., Piraino, S., Santangelo, A., Segreto, A., Oosterbroek, T., Parmar, A.N., 1998. BEPOSAX Observation of 4U 1626-67: Discovery of an Absorption Cyclotron Resonance Feature. *ApJ* 500, L163–L166. doi:10.1086/311404, arXiv:astro-ph/9804241.
- Orosz, J.A., Steiner, J.F., McClintock, J.E., Torres, M.A.P., Remillard, R.A., Bailyn, C.D., Miller, J.M., 2011. An Improved Dynamical Model for the Microquasar XTE J1550-564. *ApJ* 730, 75. doi:10.1088/0004-637X/730/2/75, arXiv:1101.2499.
- Ortolani, S., Barbuy, B., Bica, E., Zoccali, M., Renzini, A., 2007. Distances of the bulge globular clusters Terzan 5, Liller 1, UKS 1, and Terzan 4 based on HST NICMOS photometry. *A&A* 470, 1043–1049. doi:10.1051/0004-6361:20066628, arXiv:0705.4030.
- Özel, F., Freire, P., 2016. Masses, Radii, and the Equation of State of Neutron Stars. *ARA&A* 54, 401–440. doi:10.1146/annurev-astro-081915-023322, arXiv:1603.02698.
- Paizis, A., Beckmann, V., Courvoisier, T.J.L., Vilhu, O., Lutovinov, A., Ebisawa, K., Hannikainen, D., Chernyakova, M., Zurita Heras, J.A., Rodriguez, J., Zdziarski, A.A., Bazzano, A., Kuulkers, E., Oosterbroek, T., Frontera, F., Gimenez, A., Goldoni, P., Santangelo, A., Palumbo, G.G.C., 2003. First INTEGRAL observations of eight persistent neutron star low mass X-ray binaries. *A&A* 411, L363–L367. doi:10.1051/0004-6361:20031207, arXiv:astro-ph/0308038.
- Paizis, A., Ebisawa, K., Tikkanen, T., Rodriguez, J., Chenevez, J., Kuulkers, E., Vilhu, O., Courvoisier, T.J.L., 2005. Resolving the hard X-ray emission of GX 5-1 with INTEGRAL. *A&A* 443, 599–608. doi:10.1051/0004-6361:20041647, arXiv:astro-ph/0507378.
- Paizis, A., Farinelli, R., Titarchuk, L., Courvoisier, T.J.L., Bazzano, A., Beckmann, V., Frontera, F., Goldoni, P., Kuulkers, E., Mereghetti, S., Rodriguez, J., Vilhu, O., 2006. Average hard X-ray emission from NS LMXBs: observational evidence of different spectral states in NS LMXBs. *A&A* 459, 187–197. doi:10.1051/0004-6361:20065792, arXiv:astro-ph/0607592.
- Paizis, A., Fiorini, M., Franzetti, P., Mereghetti, S., Regni Ponzeveroni, R., Sidoli, L., Gaber, M., 2016. INTEGRAL @ INAF-IASF Milano: from Archives to Science, in: Proceedings of the 11th INTEGRAL Conference Gamma-Ray Astrophysics in Multi-Wavelength Perspective. 10-14 October 2016 Amsterdam, p. 17.
- Paizis, A., Nowak, M.A., Wilms, J., Chaty, S., Corbel, S., Rodriguez, J., Del Santo, M., Ubertini, P., Chini, R., 2011. Unveiling the Nature of IGR J17177-3656 with X-Ray, Near-infrared, and Radio Observations. *ApJ* 738, 183. doi:10.1088/0004-637X/738/2/183, arXiv:1107.0201.
- Parmar, A.N., Gottwald, M., van der Klis, M., van Paradijs, J., 1989. The Discovery of 2.93 Hour Periodic Intensity Dips from X1323-619. *ApJ* 338, 1024. doi:10.1086/167255.
- Parmar, A.N., White, N.E., Giommi, P., Gottwald, M., 1986. The Discovery of 3.8 Hour Periodic Intensity Dips and Eclipses from the Transient Low-Mass X-Ray Binary EXO 0748-676. *ApJ* 308, 199. doi:10.1086/164490.
- Patel, S.K., Kouveliotou, C., Tennant, A., Woods, P.M., King, A., Finger, M.H., Ubertini, P., Winkler, C., Courvoisier, T.J.L., van der Klis, M., Wachter, S., Gaensler, B.M., Phillips, C.J., 2004. The Peculiar X-Ray Transient IGR J16358-4726. *ApJ* 602, L45–L48. doi:10.1086/382210, arXiv:astro-ph/0307542.
- Patel, S.K., Zurita, J., Del Santo, M., Finger, M., Kouveliotou, C., Eichler, D., Göğüş, E., Ubertini, P., Walter, R., Woods, P., Wilson, C.A., Wachter, S., Bazzano, A., 2007. A Possible Magnetar Nature for IGR J16358-4726. *ApJ* 657, 994–1003. doi:10.1086/510374, arXiv:astro-ph/0610768.
- Pavlinisky, M.N., Grebenev, S.A., Sunyaev, R.A., 1994. X-Ray Images of the Galactic Center Obtained with Art-P/Granat: Discovery of New Sources, Variability of Persistent Sources, and Localization of X-Ray Bursters. *ApJ* 425, 110. doi:10.1086/173967.
- Peng, F., Brown, E.F., Truran, J.W., 2007. Sedimentation and Type I X-Ray Bursts at Low Accretion Rates. *ApJ* 654, 1022–1035. doi:10.1086/509628, arXiv:astro-ph/0609583.
- Penninx, W., 1989. Non-Thermal Radio Emission of X-Ray Binaries, in: Hunt, J., Battrick, B. (Eds.), Two Topics in X-Ray Astronomy, Volume 1: X Ray Binaries. Volume 2: AGN and the X Ray Background, p. 185.
- Pereira, M.G., Braga, J., Jablonski, F., 1999. The Orbital Period of the Accreting Pulsar GX 1+4. *ApJ* 526, L105–

- L109. doi:10.1086/312368, arXiv:astro-ph/9910053.
- Pintore, F., Di Salvo, T., Bozzo, E., Sanna, A., Burderi, L., D’Ai, A., Riggio, A., Scarano, F., Iaria, R., 2015. Study of the reflection spectrum of the accreting neutron star GX 3+1 using XMM-Newton and INTEGRAL. *MNRAS* 450, 2016–2024. doi:10.1093/mnras/stv758, arXiv:1504.00684.
- Ponti, G., De, K., Muñoz-Darias, T., Stella, L., Nandra, K., 2017. The puzzling orbital period evolution of the LMXB AX J1745.6-2901. *MNRAS* 464, 840–849. doi:10.1093/mnras/stw2317, arXiv:1511.02855.
- Ponti, G., Morris, M.R., Terrier, R., Goldwurm, A., 2013. Traces of Past Activity in the Galactic Centre, in: Torres, D.F., Reimer, O. (Eds.), *Cosmic Rays in Star-Forming Environments*, p. 331. doi:10.1007/978-3-642-35410-6_26, arXiv:1210.3034.
- Ponti, G., Terrier, R., Goldwurm, A., Belanger, G., Trap, G., 2010. Discovery of a Superluminal Fe K Echo at the Galactic Center: The Glorious Past of Sgr A* Preserved by Molecular Clouds. *ApJ* 714, 732–747. doi:10.1088/0004-637X/714/1/732, arXiv:1003.2001.
- Postel, A., Kuulkers, E., Savchenko, V., Sanchez-Fernandez, C., Wijnands, R., Pottschmidt, K., Beckmann, V., Bozzo, E., 2017. IGR J17329-2731: a new X-ray transient discovered by INTEGRAL. *The Astronomer’s Telegram* 10644.
- Postnov, K., Shakura, N., Staubert, R., Kochetkova, A., Klochkov, D., Wilms, J., 2013. Variable neutron star free precession in Hercules X-1 from evolution of RXTE X-ray pulse profiles with phase of the 35-d cycle. *MNRAS* 435, 1147–1164. doi:10.1093/mnras/stt1363, arXiv:1307.6026.
- Postnov, K.A., Yungelson, L.R., 2014. The Evolution of Compact Binary Star Systems. *Living Reviews in Relativity* 17, 3. doi:10.12942/lrr-2014-3, arXiv:1403.4754.
- Pottschmidt, K., Chernyakova, M., Lubiński, P., Migliari, S., Smith, D.M., Zziarski, A.A., Tomsick, J.A., Kreykenbohm, I., Kretschmar, P., Kalemci, E., 2008. Monitoring the black hole binary GRS 1758-258 with INTEGRAL and RXTE, in: *Proceedings of the 7th INTEGRAL Workshop*, p. 98.
- Pottschmidt, K., Chernyakova, M., Zdziarski, A.A., Lubiński, P., Smith, D.M., Bezayiff, N., 2006. INTEGRAL and RXTE monitoring of GRS 1758-258 in 2003 and 2004. A transition from the dim soft state to the hard state. *A&A* 452, 285–294. doi:10.1051/0004-6361:20054077, arXiv:astro-ph/0509006.
- Pottschmidt, K., Eikmann, W., Kreykenbohm, I., Wilms, J., Hirsch, M., Kuehnel, M., Rodrigues, B.H.G., Krauss, F., Soria, R., Grinberg, V., Smith, D.M., Cadolle Bel, M., Tomsick, J.A., Bodaghee, A., Kuulkers, E., INTEGRAL Galactic Bulge Monitoring Team, Kalemci, E., Miller, J.M., 2016. GRS 1758-258 not detected at hard X-rays. *The Astronomer’s Telegram* 9625, 1.
- Poutanen, J., Coppi, P.S., 1998. Unification of Spectral States of Accreting Black Holes. *Physica Scripta Volume T 77*, 57. arXiv:astro-ph/9711316.
- Qiu, H., Zhou, P., Yu, W., Li, X., Xu, X., 2017. 3XMM J181923.7-170616: An X-Ray Binary with a 408 s Pulsar. *ApJ* 847, 44. doi:10.3847/1538-4357/aa8728, arXiv:1709.07562.
- Reig, P., Kylafis, N., 2016. The origin of the hard X-ray tail in neutron-star X-ray binaries. *A&A* 591, A24. doi:10.1051/0004-6361/201628294, arXiv:1605.01844.
- Remillard, R.A., Lin, D., ASM Team at MIT, NASA/GSFC, 2006. New X-ray Transient, XTE J1701-462. *The Astronomer’s Telegram* 696, 1.
- Revnivtsev, M., Lutovinov, A., Churazov, E., Sazonov, S., Gilfanov, M., Grebenev, S., Sunyaev, R., 2008. Low-mass X-ray binaries in the bulge of the Milky Way. *A&A* 491, 209–217. doi:10.1051/0004-6361:200810115, arXiv:0805.0259.
- Revnivtsev, M., Mereghetti, S., 2015. Magnetic Fields of Neutron Stars in X-Ray Binaries. *Space Sci. Rev.* 191, 293–314. doi:10.1007/s11214-014-0123-x, arXiv:1411.5843.
- Revnivtsev, M., Postnov, K., Kuranov, A., Ritter, H., 2011. On the nature of the break in the X-ray luminosity function of low-mass X-ray binaries. *A&A* 526, A94. doi:10.1051/0004-6361/201014726, arXiv:1011.5024.
- Revnivtsev, M., Tuerler, M., Del Santo, M., Westergaard, N.J., Gehrels, N., Winkler, C., 2003. *Igr J16358-4726*. *IAU Circ.* 8097, 2.
- Revnivtsev, M.G., Churazov, E.M., Sazonov, S.Y., Sunyaev, R.A., Lutovinov, A.A., Gilfanov, M.R., Vikhlinin, A.A., Shtykovsky, P.E., Pavlinsky, M.N., 2004a. Hard X-ray view of the past activity of Sgr A* in a natural Compton mirror. *A&A* 425, L49–L52. doi:10.1051/0004-6361:200400064, arXiv:astro-ph/0408190.
- Revnivtsev, M.G., Sazonov, S.Y., Molokov, S.V., Lutovinov, A.A., Churazov, E.M., Sunyaev, R.A., 2006. Hard X-ray survey of the Galactic plane region in Crux: A catalog of sources. *Astronomy Letters* 32, 145–148. doi:10.1134/S1063773706030017, arXiv:astro-ph/0508155.
- Revnivtsev, M.G., Sunyaev, R.A., Varshalovich, D.A., Zheleznyakov, V.V., Cherepashchuk, A.M., Lutovinov, A.A., Churazov, E.M., Grebenev, S.A., Gilfanov, M.R., 2004b. A Hard X-ray Survey of the Galactic-Center Region with the IBIS Telescope of the INTEGRAL Observatory: A Catalog of Sources. *Astronomy Letters* 30, 382–389. doi:10.1134/1.1764884, arXiv:astro-ph/0402027.
- Revnivtsev, M.G., Tsygankov, S.S., Churazov, E.M., Krivonos, R.A., 2014. Hard X-ray emission of Sco X-1. *MNRAS* 445, 1205–1212. doi:10.1093/mnras/stu1831, arXiv:1409.1679.
- Rodi, J., Jourdain, E., Roques, J.P., 2016. Hard X-Ray Tail Discovered in the Clocked Burster GS 1826-238. *ApJ* 817, 101. doi:10.3847/0004-637X/817/2/101, arXiv:1512.05514.
- Rodriguez, J., Del Santo, M., Lebrun, F., Belanger, G., Capitanio, M., Cadolle-Bel F., David, P., Foschini, L., Goldoni, P., Goldwurm, A., Gros, A., Laurent, P., Paizis, A., Paul, J., Terrier, R., Shaw, S.E., Ubertini, P., 2003. First results from the IBIS/ISGRI data obtained during the Galactic Plane Scan. II. The Vela region. *A&A* 411, L373–L376. doi:10.1051/0004-6361:20031154, arXiv:astro-ph/0307526.
- Rodriguez, L.F., Mirabel, I.F., Marti, J., 1992. The Radio Counterpart of the Hard X-Ray Source GRS 1758-258. *ApJ* 401, L15. doi:10.1086/186659.
- Rothschild, R.E., Kühnel, M., Pottschmidt, K., Hemphill, P., Postnov, K., Gornostaev, M., Shakura, N., Fürst, F., Wilms, J., Staubert, R., Klochkov, D., 2017. Discovery and modelling of a flattening of the positive cyclotron line/luminosity relation in GX 304-1 with RXTE. *MNRAS* 466, 2752–2779. doi:10.1093/mnras/stw3222, arXiv:1610.08944.
- Rothstein, D.M., Eikenberry, S.S., Chatterjee, S., Egami, E., Djorgovski, S.G., Heindl, W.A., 2002. The Infrared Counterpart of the Microquasar GRS 1758-258. *ApJ* 580, L61–L63. doi:10.1086/345546, arXiv:astro-ph/0210350.

- Roy, J., Ray, P.S., Bhattacharyya, B., Stappers, B., Chengalur, J.N., Deneva, J., Camilo, F., Johnson, T.J., Wolff, M., Hessels, J.W.T., Bassa, C.G., Keane, E.F., Ferrara, E.C., Harding, A.K., Wood, K.S., 2015. Discovery of Psr J1227-4853: A Transition from a Low-mass X-Ray Binary to a Redback Millisecond Pulsar. *ApJ* 800, L12. doi:10.1088/2041-8205/800/1/L12, arXiv:1412.4735.
- Russell, D.M., Miller-Jones, J.C.A., Maccarone, T.J., Yang, Y.J., Fender, R.P., Lewis, F., 2011. Testing the Jet Quenching Paradigm with an Ultradeep Observation of a Steadily Soft State Black Hole. *ApJ* 739, L19. doi:10.1088/2041-8205/739/1/L19, arXiv:1106.0723.
- Russell, T.D., Soria, R., Miller-Jones, J.C.A., Curran, P.A., Markoff, S., Russell, D.M., Sivakoff, G.R., 2014. The accretion-ejection coupling in the black hole candidate X-ray binary MAXI J1836-194. *MNRAS* 439, 1390-1402. doi:10.1093/mnras/stt2498, arXiv:1312.5822.
- Ryu, S.G., Nobukawa, M., Nakashima, S., Tsuru, T.G., Koyama, K., Uchiyama, H., 2013. X-Ray Echo from the Sagittarius C Complex and 500-year Activity History of Sagittarius A*. *PASJ* 65, 33. doi:10.1093/pasj/65.2.33, arXiv:1211.4529.
- Sakurai, S., Yamada, S., Torii, S., Noda, H., Nakazawa, K., Makishima, K., Takahashi, H., 2012. Accretion Geometry of the Low-Mass X-Ray Binary Aquila X-1 in the Soft and Hard States. *PASJ* 64, 72. doi:10.1093/pasj/64.4.72, arXiv:1201.5891.
- Sandage, A., Osmer, P., Giacconi, R., Gorenstein, P., Gursky, H., Waters, J., Bradt, H., Garmire, G., Sreekantan, B.V., Oda, M., Osawa, K., Jugaku, J., 1966. On the optical identification of SCO X-1. *ApJ* 146, 316. doi:10.1086/148892.
- Sanna, A., Bahramian, A., Bozzo, E., Heinke, C., Altamirano, D., Wijnands, R., Degenaar, N., Maccarone, T., Riggio, A., Di Salvo, T., Iaria, R., Burgay, M., Possenti, A., Ferrigno, C., Papitto, A., Sivakoff, G.R., D'Amico, N., Burderi, L., 2018. Discovery of 105 Hz coherent pulsations in the ultracompact binary IGR J16597-3704. *A&A* 610, L2. doi:10.1051/0004-6361/201732262, arXiv:1711.03092.
- Sanna, A., Papitto, A., Burderi, L., Bozzo, E., Riggio, A., Di Salvo, T., Ferrigno, C., Rea, N., Iaria, R., 2017. Discovery of a new accreting millisecond X-ray pulsar in the globular cluster NGC 2808. *A&A* 598, A34. doi:10.1051/0004-6361/201629406, arXiv:1611.02995.
- Savolainen, P., Hannikainen, D.C., Vilhu, O., Paizis, A., Nevalainen, J., Hakala, P., 2009. Exploring the spreading layer of GX 9+9 using RXTE and INTEGRAL. *MNRAS* 393, 569-578. doi:10.1111/j.1365-2966.2008.14201.x, arXiv:0811.0493.
- Savonije, G.J., de Kool, M., van den Heuvel, E.P.J., 1986. The minimum orbital period for ultra-compact binaries with the helium burning secondaries. *A&A* 155, 51-57.
- Sazonov, S., Revnivtsev, M., Gilfanov, M., Churazov, E., Sunyaev, R., 2006. X-ray luminosity function of faint point sources in the Milky Way. *A&A* 450, 117-128. doi:10.1051/0004-6361:20054297, arXiv:astro-ph/0510049.
- Sazonov, S., Sunyaev, R., Revnivtsev, M., 2012. Coronal radiation of a cusp of spun-up stars and the X-ray luminosity of Sgr A*. *MNRAS* 420, 388-404. doi:10.1111/j.1365-2966.2011.20043.x, arXiv:1108.2778.
- Serino, M., Shidatsu, M., Ueda, Y., Matsuo, M., Negoro, H., Yamaoka, K., Kennea, J.A., Fukushima, K., Nagayama, T., 2015. Low-mass X-ray binary MAXI J1421-613 observed by MAXI GSC and Swift XRT. *PASJ* 67, 30. doi:10.1093/pasj/psv003, arXiv:1502.01077.
- Shakura, N., Postnov, K., Kochetkova, A., Hjalmarsdotter, L., 2012. Theory of quasi-spherical accretion in X-ray pulsars. *MNRAS* 420, 216-236. doi:10.1111/j.1365-2966.2011.20026.x, arXiv:1110.3701.
- Shakura, N., Postnov, K., Kochetkova, A., Hjalmarsdotter, L., 2018. Quasi-Spherical Subsonic Accretion onto Magnetized Neutron Stars, in: Shakura, N. (Ed.), *Astrophysics and Space Science Library*, p. 331. doi:10.1007/978-3-319-93009-1_7.
- Shakura, N.I., Ketsaris, N.A., Prokhorov, M.E., Postnov, K.A., 1998. RXTE highlights of the 34.85-day cycle of HER X-1. *MNRAS* 300, 992-998. doi:10.1046/j.1365-8711.1998.01974.x, arXiv:astro-ph/9806126.
- Shakura, N.I., Ketsaris, N.A., Prokhorov, M.E., Postnov, K.A., 1999a. HER X-1: a New Model for X-Ray Dips. *Astrophysical Letters and Communications* 38, 165.
- Shakura, N.I., Prokhorov, M.E., Postnov, K.A., Ketsaris, N.A., 1999b. On the origin of X-ray dips in HER X-1. *A&A* 348, 917-923. arXiv:astro-ph/9902146.
- Shakura, N.I., Sunyaev, R.A., 1973. Reprint of 1973A&A...24..337S. Black holes in binary systems. Observational appearance. *A&A* 500, 33-51.
- Shklovsky, I.S., 1967. On the Nature of the Source of X-Ray Emission of Sco XR-1. *ApJ* 148, L1. doi:10.1086/180001.
- Sidoli, L., Israel, G.L., Esposito, P., Rodríguez Castillo, G.A., Postnov, K., 2017. AX J1910.7+0917: the slowest X-ray pulsar. *MNRAS* 469, 3056-3061. doi:10.1093/mnras/stx1105, arXiv:1705.01791.
- Sidoli, L., Mereghetti, S., Israel, G.L., Chiappetti, L., Treves, A., Orlandini, M., 1999. The Zoo of X-Ray Sources in the Galactic Center Region: Observations with BEPOSAX. *ApJ* 525, 215-227. doi:10.1086/307887, arXiv:astro-ph/9904393.
- Sidoli, L., Paizis, A., Bazzano, A., Mereghetti, S., 2006. The ultra-compact binary 4U 1850-087 observed with INTEGRAL: hard X-ray emission from an X-ray burster. *A&A* 460, 229-232. doi:10.1051/0004-6361:20065759, arXiv:astro-ph/0609221.
- Sidoli, L., Paizis, A., Mereghetti, S., Götz, D., Del Santo, M., 2011. XMM-Newton and INTEGRAL observations of the very faint X-ray transient IGR J17285-2922/XTE J1728-295 during the 2010 outburst. *MNRAS* 415, 2373-2378. doi:10.1111/j.1365-2966.2011.18865.x, arXiv:1104.1055.
- Siess, L., Lebreuilly, U., 2018. Case A and B evolution towards electron capture supernova. *A&A* 614, A99. doi:10.1051/0004-6361/201732502, arXiv:1807.04008.
- Skinner, G.K., 1993. X- and gamma-rays from the Galactic Centre. *A&AS* 97, 149-153.
- Skinner, G.K., Willmore, A.P., Eyles, C.J., Bertram, D., Church, M.J., 1987. Hard X-ray images of the galactic centre. *Nature* 330, 544-547. doi:10.1038/330544a0.
- Smith, D.M., Heindl, W.A., Swank, J.H., 2002a. Orbital and Superorbital Periods of 1E 1740.7-2942 and GRS 1758-258. *ApJ* 578, L129-L132. doi:10.1086/344701, arXiv:astro-ph/0209255.
- Smith, D.M., Heindl, W.A., Swank, J.H., 2002b. Two Different Long-Term Behaviors in Black Hole Candidates: Evidence for Two Accretion Flows? *ApJ* 569, 362-380. doi:10.1086/339167, arXiv:astro-ph/0103304.
- Smith, D.M., Markwardt, C.B., Swank, J.H., Negueruela, I., 2012. Fast X-ray transients towards the Galactic bulge with the Rossi X-ray Timing Explorer. *MNRAS*

- 422, 2661–2674. doi:10.1111/j.1365-2966.2012.20836.x, arXiv:1202.6434.
- Soldi, S., Walter, R., Eckert, D., Balman, S., Bazzano, A., Beckmann, V., Belloni, T., Boggs, S., Capitanio, F., Chenevez, J., Del Santo, M., Diehl, R., Donnarumma, I., Goldoni, P., Gotz, D., Leyder, J.C., Mereghetti, S., Paizis, A., Pottschmidt, K., Sidoli, L., Tarana, A., Tueller, J., Watanabe, K., Weidenspointner, G., 2006. IGR J17497-2821: a new hard X-ray transient detected by INTEGRAL. *The Astronomer's Telegram* 885, 1.
- Staubert, R., Bezler, M., Kendziorra, E., 1983. Hercules X-1 : a random walk noise model for the 35-day turn-ons. *A&A* 117, 215–219.
- Staubert, R., Klochkov, D., Fürst, F., Wilms, J., Rothschild, R.E., Harrison, F., 2017. Inversion of the decay of the cyclotron line energy in Hercules X-1. *A&A* 606, L13. doi:10.1051/0004-6361/201731927, arXiv:1710.05150.
- Staubert, R., Klochkov, D., Postnov, K., Shakura, N., Wilms, J., Rothschild, R.E., 2009a. Two ~35 day clocks in Hercules X-1: evidence for neutron star free precession. *A&A* 494, 1025–1030. doi:10.1051/0004-6361:200810743, arXiv:0811.4045.
- Staubert, R., Klochkov, D., Vasco, D., Postnov, K., Shakura, N., Wilms, J., Rothschild, R.E., 2013. Variable pulse profiles of Hercules X-1 repeating with the same irregular 35 d clock as the turn-ons. *A&A* 550, A110. doi:10.1051/0004-6361/201220316, arXiv:1212.5472.
- Staubert, R., Klochkov, D., Wilms, J., 2009b. Updating the orbital ephemeris of Hercules X-1; rate of decay and eccentricity of the orbit. *A&A* 500, 883–889. doi:10.1051/0004-6361/200911690, arXiv:0904.2307.
- Staubert, R., Klochkov, D., Wilms, J., Postnov, K., Shakura, N.I., Rothschild, R.E., Fürst, F., Harrison, F.A., 2014. Long-term change in the cyclotron line energy in Hercules X-1. *A&A* 572, A119. doi:10.1051/0004-6361/201424203, arXiv:1410.3647.
- Staubert, R., Shakura, N.I., Postnov, K., Wilms, J., Rothschild, R.E., Coburn, W., Rodina, L., Klochkov, D., 2007. Discovery of a flux-related change of the cyclotron line energy in Hercules X-1. *A&A* 465, L25–L28. doi:10.1051/0004-6361:20077098, arXiv:astro-ph/0702490.
- Staubert, R., Trümper, J., Kendziorra, E., Klochkov, D., Postnov, K., Kretschmar, P., Pottschmidt, K., Haberl, F., Rothschild, R.E., Santangelo, A., Wilms, J., Kreykenbohm, I., Fürst, F., 2019. Cyclotron lines in highly magnetized neutron stars. *A&A* 622, A61. doi:10.1051/0004-6361/201834479, arXiv:1812.03461.
- Steiner, J.F., McClintock, J.E., Reid, M.J., 2012. The Distance, Inclination, and Spin of the Black Hole Microquasar H1743-322. *ApJ* 745, L7. doi:10.1088/2041-8205/745/1/L7, arXiv:1111.2388.
- Strader, J., Li, K.L., Chomiuk, L., Heinke, C.O., Udalski, A., Peacock, M., Shishkovsky, L., Tremou, E., 2016. A New γ -Ray Loud, Eclipsing Low-mass X-Ray Binary. *ApJ* 831, 89. doi:10.3847/0004-637X/831/1/89, arXiv:1608.02583.
- Strohmayer, T., Bildsten, L., 2006. New views of thermonuclear bursts. volume 39. pp. 113–156.
- Strohmayer, T.E., Arzoumanian, Z., Bogdanov, S., Bult, P.M., Chakrabarty, D., Enoto, T., Gendreau, K.C., Guilhot, S., Harding, A.K., Ho, W.C.G., Homan, J., Jaiswal, G.K., Keek, L., Kerr, M., Mahmoodifar, S., Markwardt, C.B., Ransom, S.M., Ray, P.S., Remillard, R., Wolff, M.T., 2018. NICER Discovers the Ultracompact Orbit of the Accreting Millisecond Pulsar IGR J17062-6143. *ApJ* 858, L13. doi:10.3847/2041-8213/aabf44, arXiv:1808.04392.
- Sunyaev, R., Churazov, E., 1998. Equivalent width, shape and proper motion of the iron fluorescent line emission from molecular clouds as an indicator of the illuminating source X-ray flux history. *MNRAS* 297, 1279–1291. doi:10.1046/j.1365-8711.1998.01684.x, arXiv:astro-ph/9805038.
- Sunyaev, R., Churazov, E., Gilfanov, M., Pavlinsky, M., Grebenev, S., Babalyan, G., Dekhanov, I., Khavenson, N., Bouchet, L., Mandrou, P., Roques, J.P., Vedrenne, G., Cordier, B., Goldwurm, A., Lebrun, F., Paul, J., 1991a. Three Spectral States of 1E 1740.7-2942: From Standard Cygnus X-1 Type Spectrum to the Evidence of Electron-Positron Annihilation Feature. *ApJ* 383, L49. doi:10.1086/186238.
- Sunyaev, R., Churazov, E., Gilfanov, M., Pavlinsky, M., Grebenev, S., Babalyan, G., Dekhanov, I., Yamburenko, N., Bouchet, L., Niel, M., Roques, J.P., Mandrou, P., Goldwurm, A., Cordier, B., Laurent, P., Paul, J., 1991b. Two hard X-ray sources in 100 square degrees around the Galactic Center. *A&A* 247, L29–L32.
- Sunyaev, R.A., Markevitch, M., Pavlinsky, M., 1993. The Center of the Galaxy in the Recent Past: A View from GRANAT. *ApJ* 407, 606. doi:10.1086/172542.
- Sunyaev, R.A., Truemper, J., 1979. Hard X-ray spectrum of CYG X-1. *Nature* 279, 506–508. doi:10.1038/279506a0.
- Taam, R.E., van den Heuvel, E.P.J., 1986. Magnetic Field Decay and the Origin of Neutron Star Binaries. *ApJ* 305, 235. doi:10.1086/164243.
- Takagi, T., Mihara, T., Sugizaki, M., Makishima, K., Morii, M., 2016. Application of the Ghosh & Lamb relation to the spin-up/down behavior in the X-ray binary pulsar 4U 1626-67. *PASJ* 68, S13. doi:10.1093/pasj/psw010, arXiv:1601.04894.
- Tanaka, Y., 1989. Black-Holes in X-Ray Binaries - X-Ray Properties of the Galactic Black-Hole Candidates, in: Hunt, J., Battrick, B. (Eds.), *Two Topics in X-Ray Astronomy, Volume 1: X Ray Binaries. Volume 2: AGN and the X Ray Background*, p. 3.
- Tananbaum, H., Gursky, H., Kellogg, E.M., Levinson, R., Schreier, E., Giacconi, R., 1972. Discovery of a Periodic Pulsating Binary X-Ray Source in Hercules from UHURU. *ApJ* 174, L143. doi:10.1086/180968.
- Tarana, A., Bazzano, A., Ubertini, P., 2008. INTEGRAL and BeppoSAX Observations of the Transient Atoll Source 4U 1608-522: From Quiescent to Hard Spectral State. *ApJ* 688, 1295–1301. doi:10.1086/591926, arXiv:0807.2737.
- Tarana, A., Bazzano, A., Ubertini, P., Cocchi, M., Götz, D., Capitanio, F., Bird, A.J., Fiocchi, M., 2006. INTEGRAL high energy behaviour of 4U 1812-12. *A&A* 448, 335–339. doi:10.1051/0004-6361:20053917, arXiv:astro-ph/0511388.
- Tarana, A., Bazzano, A., Ubertini, P., Zdziarski, A.A., 2007. INTEGRAL Spectral Variability Study of the Atoll 4U 1820-30: First Detection of Hard X-Ray Emission. *ApJ* 654, 494–498. doi:10.1086/508744, arXiv:astro-ph/0608599.
- Tarana, A., Belloni, T., Bazzano, A., Méndez, M., Ubertini, P., 2011. Spectral states evolution of 4U 1728-34 observed by INTEGRAL and RXTE: non-thermal component detection. *MNRAS* 416, 873–880. doi:10.1111/j.1365-2966.2011.18951.x, arXiv:1104.4264.
- Tauris, T.M., 2018. Disentangling Coalescing Neutron

- Star-White-Dwarf Binaries for LISA. *Phys. Rev. Lett.* 121, 131105. doi:10.1103/PhysRevLett.121.131105, arXiv:1809.03504.
- Terrier, R., Clavel, M., Soldi, S., Goldwurm, A., Ponti, G., Morris, M.R., Chuard, D., 2018. An X-ray survey of the central molecular zone: Variability of the Fe K α emission line. *A&A* 612, A102. doi:10.1051/0004-6361/201730837, arXiv:1712.04232.
- Terrier, R., Ponti, G., Bélanger, G., Decourchelle, A., Tatischeff, V., Goldwurm, A., Trap, G., Morris, M.R., Warwick, R., 2010. Fading Hard X-ray Emission from the Galactic Center Molecular Cloud Sgr B2. *ApJ* 719, 143–150. doi:10.1088/0004-637X/719/1/143, arXiv:1005.4807.
- Tetarenko, B.E., Sivakoff, G.R., Heinke, C.O., Gladstone, J.C., 2016. WATCHDOG: A Comprehensive All-sky Database of Galactic Black Hole X-ray Binaries. *The Astrophysical Journal Supplement Series* 222, 15. doi:10.3847/0067-0049/222/2/15, arXiv:1512.00778.
- Titarchuk, L., Mastichiadis, A., Kylafis, N.D., 1996. Spherical accretion onto neutron stars and black holes. *A&AS* 120, 171–174. arXiv:astro-ph/9611084.
- Trap, G., Falanga, M., Goldwurm, A., Bozzo, E., Terrier, R., Ferrando, P., Porquet, D., Grosso, N., Sakano, M., 2009. Bursting behavior of the Galactic center faint X-ray transient GRS 1741.9-2853. *A&A* 504, 501–510. doi:10.1051/0004-6361/200911773, arXiv:0906.3633.
- Trap, G., Goldwurm, A., Terrier, R., Dodds-Eden, K., Gillessen, S., Genzel, R., Pantin, E., Lagage, P.O., Ferrando, P., Bélanger, G., Porquet, D., Grosso, N., Yusef-Zadeh, F., Melia, F., 2010. Soft gamma-ray constraints on a bright flare from the Galactic Center supermassive black hole. *Advances in Space Research* 45, 507–520. doi:10.1016/j.asr.2009.09.025, arXiv:0910.0399.
- Truemper, J., Kahabka, P., Oegelman, H., Pietsch, W., Voges, W., 1986. EXOSAT Observations of the 35 Day Cycle of Hercules X-1: Evidence for Neutron Star Precession. *ApJ* 300, L63. doi:10.1086/184604.
- Truemper, J., Pietsch, W., Reppin, C., Voges, W., Staubert, R., Kendziorra, E., 1978. Evidence for strong cyclotron line emission in the hard X-ray spectrum of Hercules X-1. *ApJ* 219, L105–L110. doi:10.1086/182617.
- Tsygankov, S.S., Lutovinov, A.A., Churazov, E.M., Sunyaev, R.A., 2006. V0332+53 in the outburst of 2004-2005: luminosity dependence of the cyclotron line and pulse profile. *MNRAS* 371, 19–28. doi:10.1111/j.1365-2966.2006.10610.x, arXiv:astro-ph/0511237.
- Turler, M., Balman, S., Bazzano, A., Beckmann, V., Belloni, T., Boggs, S., Capitanio, F., Chenevez, J., Del Santo, M., Diehl, R., Donnarumma, I., Eckert, D., Ferrigno, C., G.P., Gotz, D., Leyder, J.C., Mereghetti, S., Paizis, A., Pottschmidt, K., Sanchez-Fernandez, C., Sidoli, L., Tarana, A., Tueller, J., Walter, R., Watanabe, K., Weidenspointner, G., 2007. IGR J17191-2821: a new hard X-ray transient detected by INTEGRAL. *The Astronomer's Telegram* 1021, 1.
- Tutukov, A., Yungelson, L., 1973. Evolution of massive close binaries. *Nauchnye Informatsii* 27, 70.
- Ubertini, P., Bazzano, A., Cocchi, M., Natalucci, L., Heise, J., Muller, J.M., in 't Zand, J.J.M., 1999. Bursts from GS 1826-238: A Clocked Thermonuclear Flashes Generator. *ApJ* 514, L27–L30. doi:10.1086/311933, arXiv:astro-ph/9901413.
- Ubertini, P., Lebrun, F., Di Cocco, G., Bazzano, A., Bird, A.J., Broenstad, K., Goldwurm, A., La Rosa, G., Labanti, C., Laurent, P., Mirabel, I.F., Quadrini, E.M., Ramsey, B., Reglero, V., Sabau, L., Sacco, B., Staubert, R., Vigroux, L., Weisskopf, M.C., Zdziarski, A.A., 2003. IBIS: The Imager on-board INTEGRAL. *A&A* 411, L131–L139. doi:10.1051/0004-6361:20031224.
- Valenti, E., Ferraro, F.R., Origlia, L., 2007. Near-Infrared Properties of 24 Globular Clusters in the Galactic Bulge. *AJ* 133, 1287–1301. doi:10.1086/511271, arXiv:astro-ph/0612280.
- van den Heuvel, E.P.J., Heise, J., 1972. Centaurus X-3, Possible Reactivation of an Old Neutron Star by Mass Exchange in a Close Binary. *Nature Physical Science* 239, 67–69. doi:10.1038/physci239067a0.
- van der Klis, M., 2006. Rapid X-ray Variability. volume 39. pp. 39–112.
- van der Marel, R.P., Kallivayalil, N., Besla, G., 2009. Kinematical structure of the Magellanic System, in: Van Loon, J.T., Oliveira, J.M. (Eds.), *The Magellanic System: Stars, Gas, and Galaxies*, pp. 81–92. doi:10.1017/S1743921308028299, arXiv:0809.4268.
- van Paradijs, J., McClintock, J.E., 1994. Absolute visual magnitudes of low-mass X-ray binaries. *A&A* 290, 133–136.
- van Paradijs, J., White, N., 1995. The Galactic Distribution of Low-Mass X-Ray Binaries. *ApJ* 447, L33. doi:10.1086/309558.
- Vedrenne, G., Roques, J.P., Schönfelder, V., Mand rou, P., Lichti, G.G., von Kienlin, A., Cordier, B., Schanne, S., Knödseder, J., Skinner, G., Jean, P., Sanchez, F., Caraveo, P., Teegarden, B., von Ballmoos, P., Bouchet, L., Paul, P., Matteson, J., Boggs, S., Wunderer, C., Leleux, P., Weidenspointner, G., Durouchoux, P., Diehl, R., Strong, A., Cassé, M., Clair, M.A., André, Y., 2003. SPI: The spectrometer aboard INTEGRAL. *A&A* 411, L63–L70. doi:10.1051/0004-6361:20031482.
- Vilhu, O., Paizis, A., Hannikainen, D., Schultz, J., Beckmann, V., 2007. The Spreading Layer of GX9+9 421, in: *The Obscured Universe. Proceedings of the VI INTEGRAL Workshop*, p. 421. arXiv:0705.1621.
- Voss, R., Gilfanov, M., 2007. The dynamical formation of LMXBs in dense stellar environments: globular clusters and the inner bulge of M31. *MNRAS* 380, 1685–1702. doi:10.1111/j.1365-2966.2007.12223.x, arXiv:astro-ph/0702580.
- Vybornov, V., Klochkov, D., Gornostaev, M., Postnov, K., Sokolova-Lapa, E., Staubert, R., Pottschmidt, K., Santangelo, A., 2017. Luminosity-dependent changes of the cyclotron line energy and spectral hardness in Cepheus X-4. *A&A* 601, A126. doi:10.1051/0004-6361/201630275, arXiv:1702.06361.
- Walter, R., Bodaghee, A., Barlow, E.J., Bird, A.J., Dean, A., Hill, A.B., Shaw, S., Bazzano, A., Ubertini, P., Basani, L., Malizia, A., Stephen, J.B., Belanger, G., Lebrun, F., Terrier, R., 2004. 14 New Unidentified INTEGRAL Sources. *The Astronomer's Telegram* 229, 1.
- Wang, Z., Chakrabarty, D., 2004. The Orbital Period of the Ultracompact Low-Mass X-Ray Binary 4U 1543-624. *ApJ* 616, L139–L142. doi:10.1086/426787, arXiv:astro-ph/0406465.
- Watkins, L.L., van der Marel, R.P., Bellini, A., Anderson, J., 2015. Hubble Space Telescope Proper Motion (HSTPROMO) Catalogs of Galactic Globular Clusters. III. Dynamical Distances and Mass-to-Light Ratios. *ApJ* 812, 149. doi:10.1088/0004-637X/812/2/149, arXiv:1509.00513.

- Webbink, R.F., Rappaport, S., Savonije, G.J., 1983. On the evolutionary status of bright, low-mass X-ray sources. *ApJ* 270, 678–693. doi:10.1086/161159.
- Weng, S.S., Zhang, S.N., Yi, S.X., Rong, Y., Gao, X.D., 2015. X-ray softening during the 2008 outburst of XTE J1810-189. *MNRAS* 450, 2915–2921. doi:10.1093/mnras/stv815, arXiv:1511.07671.
- Werner, N., in't Zand, J.J.M., Natalucci, L., Markwardt, C.B., Cornelisse, R., Bazzano, A., Cocchi, M., Heise, J., Ubertini, P., 2004. X-ray spectral evolution of SAX J1747.0-2853 during outburst activity and confirmation of its transient nature. *A&A* 416, 311–318. doi:10.1051/0004-6361:20034266, arXiv:astro-ph/0312377.
- White, N.E., Mason, K.O., 1985. The Structure of Low-Mass X-Ray Binaries. *Space Sci. Rev.* 40, 167–194. doi:10.1007/BF00212883.
- Wijnands, R., Miller, J.M., van der Klis, M., 2002. 4U 1957+11: a persistent low-mass X-ray binary and black hole candidate in the high state? *MNRAS* 331, 60–70. doi:10.1046/j.1365-8711.2002.05137.x, arXiv:astro-ph/0104395.
- Wijnands, R., Rol, E., Cackett, E., Starling, R.L.C., Remillard, R.A., 2009. GRB060602B = Swift J1749.4-2807: an unusual transiently accreting neutron-star X-ray binary. *MNRAS* 393, 126–132. doi:10.1111/j.1365-2966.2008.14175.x, arXiv:0709.0061.
- Winkler, C., Courvoisier, T.J.L., Di Cocco, G., Gehrels, N., Giménez, A., Grebenev, S., Hermsen, W., Mas-Hesse, J.M., Lebrun, F., Lund, N., Palumbo, G.G.C., Paul, J., Roques, J.P., Schnopper, H., Schönfelder, V., Sunyaev, R., Teegarden, B., Ubertini, P., Vedrenne, G., Dean, A.J., 2003a. The INTEGRAL mission. *A&A* 411, L1–L6. doi:10.1051/0004-6361:20031288.
- Winkler, C., Diehl, R., Ubertini, P., Wilms, J., 2011. INTEGRAL: Science Highlights and Future Prospects. *Space Sci. Rev.* 161, 149–177. doi:10.1007/s11214-011-9846-0, arXiv:1110.6279.
- Winkler, C., Gehrels, N., Schönfelder, V., Roques, J.P., Strong, A.W., Wunderer, C., Ubertini, P., Lebrun, F., Bazzano, A., Del Santo, M., Lund, N., Westergaard, N.J., Beckmann, V., Kretschmar, P., Mereghetti, S., 2003b. First results from the INTEGRAL galactic plane scans. *A&A* 411, L349–L355. doi:10.1051/0004-6361:20031325, arXiv:astro-ph/0307220.
- Witzel, G., Eckart, A., Bremer, M., Zamaninasab, M., Shahzamanian, B., Valencia-S., M., Schödel, R., Karas, V., Lenzen, R., Marchili, N., Sabha, N., Garcia-Marin, M., Buchholz, R.M., Kunneriath, D., Straubmeier, C., 2012. Source-intrinsic Near-infrared Properties of Sgr A*: Total Intensity Measurements. *ApJS* 203, 18. doi:10.1088/0067-0049/203/2/18, arXiv:1208.5836.
- Witzel, G., Martinez, G., Hora, J., Willner, S.P., Morris, M.R., Gammie, C., Becklin, E.E., Ashby, M.L.N., Baganoff, F., Carey, S., Do, T., Fazio, G.G., Ghez, A., Glaccum, W.J., Haggard, D., Herrero-Illana, R., Ingalls, J., Narayan, R., Smith, H.A., 2018. Variability Timescale and Spectral Index of Sgr A* in the Near Infrared: Approximate Bayesian Computation Analysis of the Variability of the Closest Supermassive Black Hole. *ApJ* 863, 15. doi:10.3847/1538-4357/aace62, arXiv:1806.00479.
- Woosley, S.E., Taam, R.E., 1976. γ -ray bursts from thermonuclear explosions on neutron stars. *Nature* 263, 101–103. doi:10.1038/263101a0.
- Yu, S., Jeffery, C.S., 2010. The gravitational wave signal from diverse populations of double white dwarf binaries in the Galaxy. *A&A* 521, A85. doi:10.1051/0004-6361/201014827, arXiv:1007.4267.
- Yungelson, L.R., Kuranov, A.G., Postnov, K.A., 2019. Wind-accreting symbiotic X-ray binaries. *Monthly Notices of the Royal Astronomical Society* 485, 851–860. doi:10.1093/mnras/stz467, arXiv:1902.06060.
- Yusef-Zadeh, F., Bushouse, H., Dowell, C.D., Wardle, M., Roberts, D., Heinke, C., Bower, G.C., Vila-Vilaró, B., Shapiro, S., Goldwurm, A., Bélanger, G., 2006. A Multi-wavelength Study of Sgr A*: The Role of Near-IR Flares in Production of X-Ray, Soft γ -Ray, and Submillimeter Emission. *ApJ* 644, 198–213. doi:10.1086/503287, arXiv:astro-ph/0510787.
- Yusef-Zadeh, F., Bushouse, H., Schödel, R., Wardle, M., Cotton, W., Roberts, D.A., Noguera-Lara, F., Gallego-Cano, E., 2015. Compact Radio Sources within 30' of Sgr A*: Proper Motions, Stellar Winds, and the Accretion Rate onto Sgr A*. *ApJ* 809, 10. doi:10.1088/0004-637X/809/1/10, arXiv:1506.07182.
- Zdziarski, A.A., Gierliński, M., 2004. Radiative Processes, Spectral States and Variability of Black-Hole Binaries. *Progress of Theoretical Physics Supplement* 155, 99–119. doi:10.1143/PTPS.155.99, arXiv:astro-ph/0403683.
- Zdziarski, A.A., Gierliński, M., Rao, A.R., Vadawale, S.V., Mikołajewska, J., 2005. GRS 1915+105: the distance, radiative processes and energy-dependent variability. *MNRAS* 360, 825–838. doi:10.1111/j.1365-2966.2005.09112.x, arXiv:astro-ph/0504018.
- Zdziarski, A.A., Grove, J.E., Poutanen, J., Rao, A.R., Vadawale, S.V., 2001. OSSE and RXTE Observations of GRS 1915+105: Evidence for Nonthermal Comptonization. *ApJ* 554, L45–L48. doi:10.1086/320932, arXiv:astro-ph/0104054.
- Zhang, S., Hailey, C.J., Mori, K., Clavel, M., Terrier, R., Ponti, G., Goldwurm, A., Bauer, F.E., Boggs, S.E., Christensen, F.E., Craig, W.W., Harrison, F.A., Hong, J., Nynka, M., Soldi, S., Stern, D., Tomsick, J.A., Zhang, W.W., 2015. Hard X-Ray Morphological and Spectral Studies of the Galactic Center Molecular Cloud Sgr B2: Constraining Past Sgr A* Flaring Activity. *ApJ* 815, 132. doi:10.1088/0004-637X/815/2/132, arXiv:1507.08740.
- Zolotukhin, I.Y., Revnivtsev, M.G., 2011. Sample of LMXBs in the Galactic bulge - I. Optical and near-infrared constraints from the Virtual Observatory. *MNRAS* 411, 620–626. doi:10.1111/j.1365-2966.2010.17706.x, arXiv:1009.2454.
- Zolotukhin, I.Y., Revnivtsev, M.G., 2015. Sample of optically unidentified X-ray binaries in the Galactic bulge: constraints on the physical nature from infrared photometric surveys. *MNRAS* 446, 2418–2427. doi:10.1093/mnras/stu2212, arXiv:1410.6212.