



<b>Publication Year</b>	2016
<b>Acceptance in OA</b>	2020-06-01T15:51:43Z
<b>Title</b>	The VOICE Survey : VST Optical Imaging of the CDFS and ES1 Fields
<b>Authors</b>	Vaccari, M., Covone, G., RADOVICH, MARIO, GRADO, ANIELLO, Limatola, L., BOTTICELLA, MARIA TERESA, CAPPELLARO, Enrico, Paolillo, Maurizio, Pignata, G., De Cicco, D., Falocco, S., Marchetti, L., BRESCIA, Massimo, Cavuoti, S., Longo, G., Capaccioli, M., Napolitano, N., SCHIPANI, Pietro
<b>Publisher's version (DOI)</b>	10.22323/1.275.0026
<b>Handle</b>	<a href="http://hdl.handle.net/20.500.12386/25866">http://hdl.handle.net/20.500.12386/25866</a>
<b>Journal</b>	POS PROCEEDINGS OF SCIENCE
<b>Volume</b>	275

## The VOICE Survey : VST Optical Imaging of the CDFS and ES1 Fields

**M. Vaccari<sup>\*1,2</sup>, G. Covone<sup>3</sup>, M. Radovich<sup>4</sup>, A. Grado<sup>5</sup>, L. Limatola<sup>5</sup>, M.T. Botticella<sup>5</sup>, E. Cappellaro<sup>4</sup>, M. Paolillo<sup>3</sup>, G. Pignata<sup>6</sup>, D. De Cicco<sup>3</sup>, S. Falocco<sup>3</sup>, L. Marchetti<sup>1,2</sup>, M. Brescia<sup>5</sup>, S. Cavuoti<sup>5</sup>, G. Longo<sup>3</sup>, M. Capaccioli<sup>3</sup>, N. Napolitano<sup>5</sup>, P. Schipani<sup>5</sup>**

1) *Department of Physics & Astronomy, University of the Western Cape, Robert Sobukwe Road, 7535 Bellville, Cape Town, South Africa*

2) *INAF - Istituto di Radioastronomia, via Gobetti 101, 40129 Bologna, Italy*

3) *Department of Physics, University of Napoli "Federico II", via Cinthia 9, 80126 Napoli, Italy*

4) *INAF - Osservatorio Astronomico di Padova, vicolo dell'Osservatorio 5, 35122 Padova, Italy*

5) *INAF - Osservatorio Astronomico di Capodimonte, via Moiariello 16, 80131 Napoli, Italy*

6) *Departamento de Ciencias Fisicas, Universidad Andres Bello, Avda. Republica 252, Santiago, Chile*

*E-mail: [mattia@mattiovaccari.net](mailto:mattia@mattiovaccari.net)*

We present the VST Optical Imaging of the CDFS and ES1 Fields (VOICE) Survey, a VST INAF Guaranteed Time program designed to provide optical coverage of two 4 deg<sup>2</sup> cosmic windows in the Southern hemisphere. VOICE provides the first, multi-band deep optical imaging of these sky regions, thus complementing and enhancing the rich legacy of longer-wavelength surveys with VISTA, Spitzer, Herschel and ATCA available in these areas and paving the way for upcoming observations with facilities such as the LSST, MeerKAT and the SKA. VOICE exploits VST's OmegaCAM optical imaging capabilities and completes the reduction of WFI data available within the ES1 fields as part of the ESO-Spitzer Imaging Extragalactic Survey (ESIS) program providing *ugri* and *uBVR* coverage of 4 and 4 deg<sup>2</sup> areas within the CDFS and ES1 field respectively. We present the survey's science rationale and observing strategy, the data reduction and multi-wavelength data fusion pipeline. Survey data products and their future updates will be released at <http://www.mattiovaccari.net/voice/> and on CDS/VizieR.

*4th Annual Conference on High Energy Astrophysics in Southern Africa  
25-27 August, 2016  
Cape Town, South Africa*

*\*Speaker.*

## 1. Introduction

The formation and evolution of galaxies remain among the most intriguing open questions in observational astronomy, with their two fundamental facets of the formation of stars and the assembly of stellar mass and how they depend on environment and nuclear activity (e.g. [1, 2]). In order to understand the physical mechanisms driving these processes, we need accurate estimates of stellar mass (SM) and star-formation rate (SFR) for large, representative galaxy samples over a significant fraction of cosmic time. On the other hand, understanding how galaxy properties are shaped by their local environment requires large volumes to adequately probe the large scale structure. In fact, tracing both star formation histories and stellar mass build-up across cosmic times and environments sets powerful constraints on theoretical scenarios of galaxy formation (e.g. [3, 4]).

Deep optical imaging surveys have long been the workhorse of galaxy formation and evolution studies. The advent of digital detectors in particular has enabled wide (e.g., the Sloan Digital Sky Survey, SDSS, [5]) and deep (e.g., the Hubble Deep Field, HDF, [6]) surveys, shedding light on galaxy properties from the local to the high-redshift Universe. Optical imaging offers not only excellent image quality but also allows galaxy rest-frame UV emission to be observed and high-redshift galaxies to be identified through the drop-out technique [7, 8].

Over the past decade, advances in infrared detectors for both ground-based and space-based telescopes such as VISTA ([9]), Spitzer ([10]) and Herschel ([11]) have shifted the emphasis toward longer wavelengths. Still, even in the era of multi-wavelength astronomy, optical data retain a fundamental role in identifying and characterizing high-redshift sources detected in the infrared. Deep optical surveys of the southern sky, in particular, have somewhat lagged behind infrared surveys due to the lack of new optical imagers since the introduction of ESO's WFI and NOAO's MOSAIC in the late nineties.

Over the last few years, however, OmegaCAM [12] on the 2.6 meter VLT Survey Telescope (VST, [13]) on Cerro Paranal and the Dark Energy Camera (DECAM, [14]) on the Blanco 4 meter telescope on Cerro Tololo have started operations, enabling for the first time deep and wide optical imaging surveys of the southern sky on a par with their northern counterparts and well-matched with the sensitivity of infrared surveys. Optical multi-band imaging allows us to identify and determine accurate photometric redshifts, stellar masses and star formation rates, shedding light on galaxy stellar mass assembly and thus on the cosmic star formation history. The times are therefore ripe for deep and wide surveys of the southern sky.

The VST Optical Imaging of the CDFS and ES1 Fields (VOICE) Survey is a VST observing program using the 1 deg<sup>2</sup> OmegaCAM imager to carry out systematic optical imaging of two key cosmic windows in the southern hemisphere. Namely, VOICE targets two 4 deg<sup>2</sup> areas centered on the Chandra Deep Field South (CDFS; RA = 03:32:30 , DEC= -27:48:30) and on the European Large Area ISO Survey South 1 ([15], ELAIS-S1; RA=00:34:45; DEC=-43:28:00), respectively. Hereafter, when emphasis is required on the VOICE footprints versus coverage at other wavelengths we will refer to these two 4 deg<sup>2</sup> fields as VOICE-CDFS and VOICE-ES1.

These two sky regions have been surveyed by a number of facilities, including VISTA/VIDEO (PI: Jarvis, [16]), Spitzer-Warm/SERVS (PI: Lacy, [17]), Spitzer-Cold/SWIRE (PI: Lonsdale, [18]), Herschel/HerMES (PI: Oliver, [19]) and ATCA/ATLAS (PI: Norris, [20], [21], [22]) producing a

wealth of data from the X-ray to the radio. As such, they are also prime targets for future southern surveys by facilities such as the Large Synoptic Survey Telescope (LSST) and the Square Kilometre Array (SKA). In particular, the VOICE CDFS field will be targeted by the deepest radio observations to date with MeerKAT [23], the South African precursor telescope for the SKA, as part of the LADUMA HI survey and the MIGHTEE continuum survey. However, uniform optical coverage at the depth required to identify a large fraction of infrared and radio sources has long been missing, thus motivating the choice of these two fields for VST observations. Obtaining the best multi-wavelength data in this field was therefore key for South Africa to best exploit MeerKAT as well as the South African Large Telescope (SALT) for galaxy evolution studies [24].

The science rationale of the survey spans a wide range of topics. Multi-epoch observations of well-studied fields allow us to study the rate of SN explosions and the properties of the SN-host population [25, 26] as well as the low-luminosity AGN population discovered by means of their optical variability [27, 28]. Deep high-fidelity optical images will also allow us to study galaxy groups and clusters at intermediate and high redshift. At intermediate redshift, the excellent data quality and depth will also allow us to study galaxy clusters as well as reconstruct dark matter maps via weak lensing (Fu et al., in prep). At high redshift ( $z \sim 1.5$ ) galaxy cluster candidates have been identified using VST-VISTA-Spitzer data, and a VLT/KMOS spectroscopic follow-up program has been carried out (Mei et al. in prep).

## 2. Survey Design and Observations

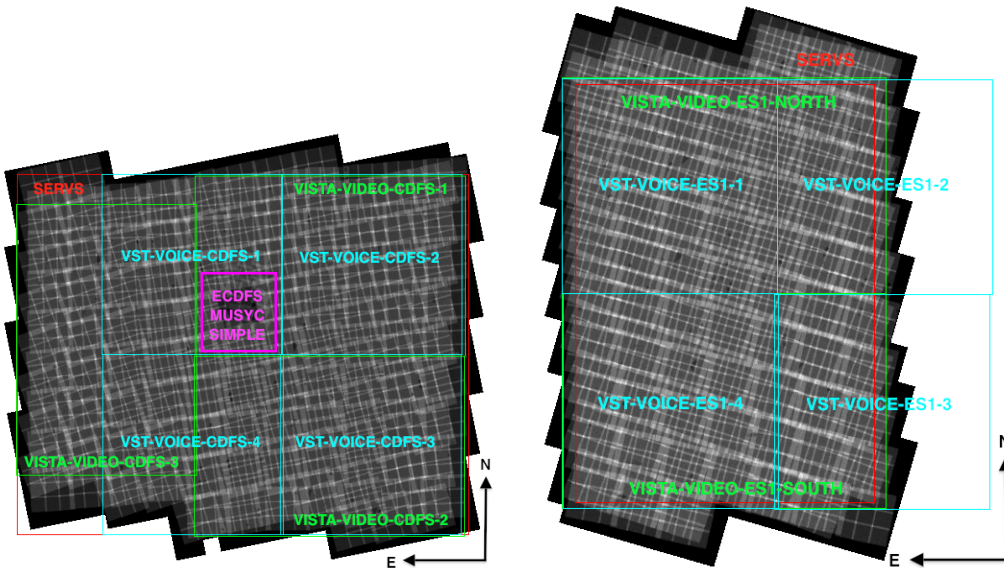
The main goal of the VOICE project is to provide deep and uniform optical imaging on two southern cosmic windows targeted by surveys such as VIDEO, SERVS, SWIRE, HerMES and ATLAS, where the available optical data were not adequate for their full scientific exploitation for galaxy formation and evolution studies. The detailed footprint of the sky areas imaged by VST was chosen to best match the regions observed by VIDEO, SERVS and ATLAS and the VST field of view.

An earlier effort to obtain deep optical data over the ES1 sky region was performed with the ESO-Spitzer wide-area Imaging Survey (ESIS, PI: Franceschini, [29, 30], ESO Large Program ID 168.A-0322). The ES1 area was first identified as the absolute minimum of the Galactic emission at  $100 \mu\text{m}$  in the Southern sky. It was first covered at 15 and  $90 \mu\text{m}$  by the European Large-Area ISO Survey (ELAIS, [15, 31]) and later in four IRAC and three MIPS bands by the Spitzer Wide-Area Infrared Extragalactic Survey (SWIRE, [18]). ESIS was thus designed with the specific goal to identify and characterize ELAIS and SWIRE sources as done by [32] in Northern ISO/Spitzer fields.

The original ESIS proposal included WFI *BVR* and VIMOS *Iz* imaging over about  $5.5 \text{ deg}^2$ . Eventually, the full  $5.5 \text{ deg}^2$  were observed in *BVR* with WFI, whereas only  $4 \text{ deg}^2$  and  $1 \text{ deg}^2$  were observed with VIMOS in *I* and *z*, respectively. However, only a fraction of the collected WFI data have been reduced and analyzed so far. Images and catalogs based on a subset of the WFI *BVR* dataset covering  $1.5 \text{ deg}^2$  were presented by [29], while the VIMOS *Iz* dataset was reduced in its entirety and presented by [30].

As the VST scientific operations were getting underway, we thus decided to undertake a full re-reduction of the ESIS WFI *BVR* data, including the data already presented by [29]. While

this effort was originally motivated by the desire to best exploit archival optical data in the field, it has also allowed us to refine the VST-Tube [33] data reduction pipeline being developed for VST surveys. Upon reduction of the full *BVR* dataset, we decided to focus our VST observations toward obtaining deep *ugri* optical imaging of the CDFS field while obtaining additional *u*-band imaging of the ES1 field. In order to maximize the efficient use of the INAF Guaranteed Time and strengthen the scientific synergy of the two projects, we also joined forces with the SUDARE project [25], whose main aim was to carry out a supernova search [26] and study AGN variability [27, 28] with VST. As part of this collaboration, SUDARE obtained multi-epoch *gri* data within VOICE-CDFS, while VOICE obtained *u*-band observations and additional *gri* data over the same field. The VOICE-CDFS and VOICE-ES1 sky regions are covered with four VST pointings each, with a total 8 deg<sup>2</sup> sky area, as illustrated in Figure 1. The depth of the survey has been designed to obtain a secure optical identification of the vast majority of the SERVS and HerMES sources in at least a couple of redder optical bands as well as upper limits in the bluer optical bands. In Figure 2, we show the envisaged fraction of Spitzer and Herschel optically-identified sources as a function of optical depth in each VST band. The planned VOICE depth at  $m_{AB} \sim 26$  ( $5\sigma$  in a 2'' aperture) allows 80% of the optical counterparts of SERVS ( $S_{3,6} > 2\mu\text{Jy}$ ) and HerMES ( $S_{250} > 20\text{mJy}$ ) sources in the *r* and *i* bands to be identified. Figure 3 goes on to show the envisaged surface density of Herschel sources we will be able to identify with VOICE. The approximate observing times obtained with WFI and with VST over the different pointings are summarized in Tables 1 and 2 respectively. Finally, a small amount of VOICE observations were additionally carried out within 1 deg<sup>2</sup> of the Akari Deep Field South (ADFS, also known as Akari South Ecliptic Pole field, or Akari-SEP) to support the exploitation of the Spitzer-IRAC/MIPS Extragalactic Survey (SIMES, [34]) as well as of deep Akari photometric surveys in the field.



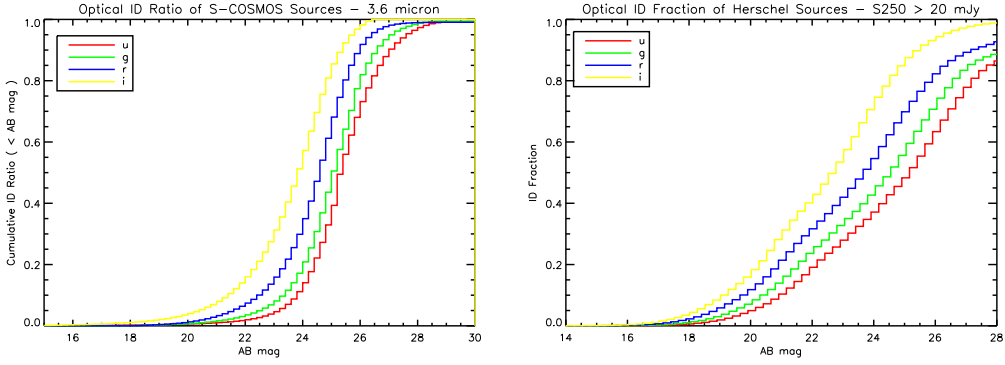
**Figure 1:** VOICE Sky Coverage in the context of Multi-Wavelength Observations

**Table 1:** ESIS WFI  $30' \times 30'$  pointings within the ES1 field and number of 300 s exposures obtained in different filters with seeing better than 1.6 arcsec.

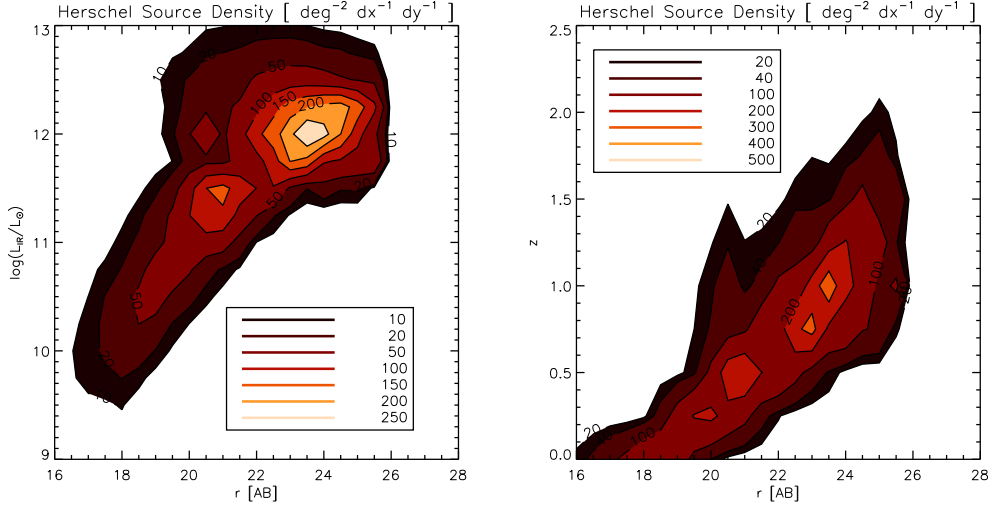
field	B	V	R	RA	Dec
01	29	30	60	00:38:30.0	-43:43:00
02	25	30	31	00:38:26.4	-43:15:00
03	27	25	37	00:35:52.0	-43:15:00
04	35	20	28	00:35:54.4	-43:43:00
05	34	26	31	00:33:17.6	-43:15:00
06	26	27	25	00:33:18.8	-43:43:00
07	26	24	32	00:33:20.0	-44:11:00
08	13	08	09	00:35:56.9	-44:11:00
09	19	05	15	00:38:33.8	-44:11:00
10	33	18	21	00:41:10.6	-44:11:00
11	29	24	31	00:41:05.6	-43:43:00
12	32	23	25	00:41:00.8	-43:15:00
13	15	11	11	00:40:56.1	-42:47:00
14	09	05	10	00:38:22.9	-42:47:00
15	10	04	19	00:35:49.7	-42:47:00
16	34	25	30	00:33:16.4	-42:47:00
17	11	04	37	00:33:21.3	-44:39:00
18	09	15	14	00:35:59.4	-44:39:00
19	27	29	32	00:38:37.6	-44:39:00
20	36	33	30	00:41:15.7	-44:39:00
21	30	28	25	00:43:53.8	-44:39:00
22	13	13	15	00:43:47.4	-44:11:00

**Table 2:** VOICE VST  $1^\circ \times 1^\circ$  pointings within the CDFS, ES1 and ADFS fields and envisaged number of VST 1 hr exposures with seeing better than 1.2 arcsec. Additional *gri* observations obtained as part of the SUDARE project are not taken into account. The envisaged depth of VOICE CDFS *ugri* SUDARE+VOICE stacks is  $m_{AB} \sim 26$  ( $5\sigma$  in a  $2''$  aperture).

Field	RA	DEC	VST <i>ugriz</i> [hr]
VOICE-CDFS-1	03:33:34.5	-27:34:10.8	52140
VOICE-CDFS-2	03:29:02.7	-27:34:00.7	52140
VOICE-CDFS-3	03:29:01.2	-28:34:15.0	52140
VOICE-CDFS-4	03:33:35.2	-28:34:30.8	52140
VOICE-ES1-1	00:39:25.0	-43:30:05.0	50000
VOICE-ES1-2	00:34:16.3	-43:29:48.6	50000
VOICE-ES1-3	00:34:12.5	-44:26:34.6	50000
VOICE-ES1-4	00:39:25.0	-44:26:30.0	50000
VOICE-ADFS-1	04:44:35.54	-53:17:29.9	02022



**Figure 2:** Spitzer and Herschel IDs with VOICE Observations. **Left :** Envisaged Optical Identification Rate of Spitzer  $3.6 \mu\text{m}$  sources brighter than  $S_{3.6} > 2 \mu\text{Jy}$  based on the COSMOS2015 Multi-Wavelength Catalog by [35] **Right :** Envisaged Optical Identification Rate of Herschel  $250 \mu\text{m}$  sources brighter than  $S_{250} > 20 \text{ mJy}$  based on models by [36].



**Figure 3:** Expected surface density of Herschel  $250 \mu\text{m}$  sources brighter than  $S_{250} > 20 \text{ mJy}$  and  $r_{AB} < 26$  as a function of  $r$ -band magnitude (Left) and redshift (Right) based on the models by [36].

### 3. Data Reduction

VST and WFI have been reduced using VST-Tube [33], a data reduction pipeline specifically designed for wide-field mosaiced images. VST-Tube was extensively tested and applied to WFI images before being applied to several VST/OmegaCAM Guaranteed Time Projects. In the following we describe the steps taken to reduce the VST observations of the CDFS and ES1 fields as well as the WFI observations of the ES1 field, and refer to [33] for a more detailed description of the data reduction process.

Bias subtraction and flat-fielding were performed using standard procedures. High spatial frequency components are derived from twilight flat-fields while the low spatial frequency components are obtained from a combination of scientific images acquired preferably in the same night with a comparable exposure time. In our data reduction model we require that the photometric zero

point is the same over the full field of view of each image. To this aim, we apply a gain harmonization procedure, which finds the relative gain coefficients that minimize the background differences in adjacent CCDs.

Another correction we have to consider is the scattered light in the telescope and instrument due to insufficient baffling that may cause an uncontrolled redistribution of light. In the presence of this additive effect the flat field will erroneously describe the spatial detector response. In other words, after flat-fielding, the image background will appear flat but the photometric response will be position dependent [37]. This photometric error, due to a mixing of additive and multiplicative factors can be mitigated through the determination and application of the illumination correction (IC) map. The IC map, that is multiplied to the master flat field, is obtained by comparing, in equatorial fields, the magnitude of observed stars with the corresponding Stetson PSF magnitudes. The resulting magnitude difference as a function of the position is fitted with a fifth order Chebyshev polynomial surface. In order to have a flat background the IC surface, properly rescaled, is also subtracted from each images.

In VST-Tube, the absolute photometric calibration is computed on equatorial photometric standard stars fields observed each night. We compare the observed magnitudes of standard stars with the Stetson magnitudes.<sup>1</sup> For each night and band, the zero-point, extinction coefficient and color term are obtained using the Photcal tool [38]. Relative photometric correction among exposures is obtained by minimizing the quadratic sum of differences in magnitude between overlapping detections. The tool used for this task is SCAMP [39]. Absolute and relative astrometric calibration is performed using SCAMP as well. The minimization for the relative photometry and for the relative and absolute astrometric calibration is performed in one pass on all the images covering the field. Finally, the resampling for the application of the astrometric solution and final images coaddition is applied using SWARP [40].

Together with the final coadded image, for each band we also produced a weight map that includes cold and hot pixels, cosmic rays that are detected on each exposure using SExtractor [41, 42] with a specific neural network retina to identify sub-PSF sources, all multiplicative factors due to flat-field, illumination correction, gain harmonization, zero-point and finally contains information on the number of pixels that contribute to the final mosaic.

Source extraction is carried out on the co-added mosaics using SEP [43], a python implementation of some of the algorithms in SExtractor. Sources are extracted on the  $r$ -band images and then measured at the positions of the  $r$ -band detections in other bands. Stars are identified on the basis of their PSF and the pipeline photometric calibration is improved by comparing observed stellar colors with stellar models by [44].

#### 4. Multi-Wavelength Datasets

Most of the multi-wavelength data available over the VOICE CDFS and ES1 fields have been made publicly available somewhat recently and were thus not available as an homogeneous database for our study. We thus collected, re-analyzed where necessary, and merged most existing multi-wavelength data ourselves so as to fully exploit it for our purposes. Available data over the vast majority of the VOICE-CDFS and VOICE-ES1 4 deg<sup>2</sup> area include the following:

<sup>1</sup> See <http://www.cadc-ccda.hia-ihp.nrc-cnrc.gc.ca/en/community/STETSON/standards/>

1. GALEX UV Deep Imaging Survey [45]
2. VOICE CDFS (*ugri*) and ES1 (*uBVR*) Imaging (this work)
3. VIDEO VISTA *ZYJHK* Imaging [16],
4. SERVS Spitzer-Warm 3.6 and 4.5  $\mu\text{m}$  Deep Imaging [17]
5. SWIRE Spitzer-Cold IRAC and MIPS 7-band (3.6, 4.5, 5.8, 8.0, 24, 70, 160  $\mu\text{m}$ ) Imaging [18]
6. HerMES Herschel PACS and SPIRE Imaging (100, 160, 250, 350, 500  $\mu\text{m}$ ) [19, 46, 47]
7. ATLAS 1.4 GHz Radio Continuum [22]

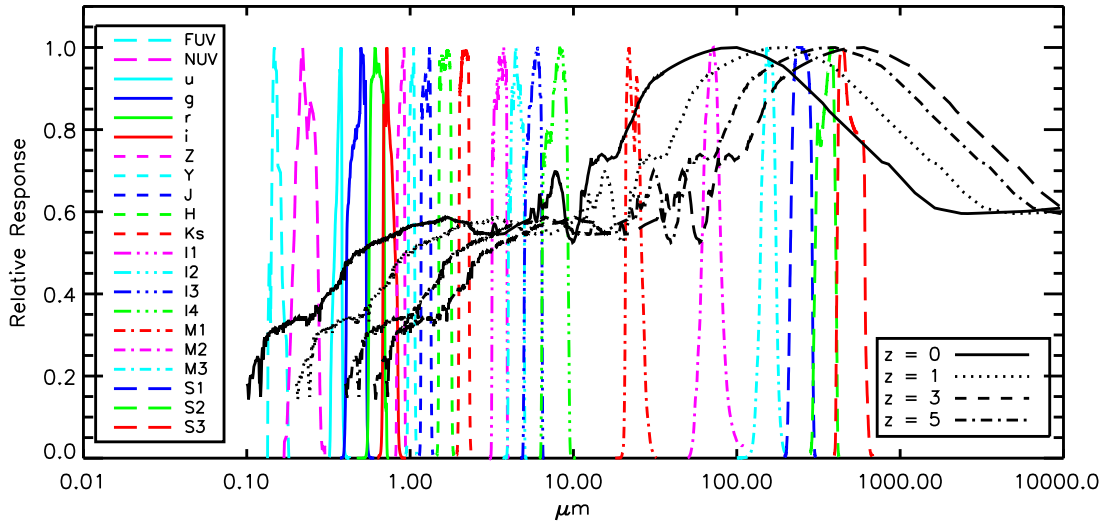
While public data products are available for most of the above multi-wavelength surveys, SERVS and SWIRE data were re-extracted and band-merged with all other datasets as part of the Spitzer Data Fusion project ([48], [49], [50], <http://www.mattiavaccari.net/df/>). The multi-wavelength data homogeneization process is now being improved upon within SERVS [51].

The central portion of the VOICE-CDFS field, i.e. the original CDFS, was targeted by a series of increasingly deep Chandra and XMM-Newton surveys, currently reaching a total exposure time of 7 Ms with Chandra over 0.13 deg<sup>2</sup> [52] and 3.45 Ms with XMM-Newton over 0.25 deg<sup>2</sup> [53]. Similarly, only the central portion of the VOICE-ES1 field has been targeted by shallower X-ray surveys covering 0.6 deg<sup>2</sup> with both Chandra and XMM-Newton [54, 55]. X-ray data are thus currently available only over a small portion of the VOICE footprint. However, the ongoing X-SERVS project [56] eventually aims to produce a 12 deg<sup>2</sup> sensitive public X-ray survey overing all of VOICE-CDFS and VOICE-ES1 as well as the SERVS XMM-LSS field.

The very wide spectral coverage provided by available multi-wavelength deep imaging within the VOICE fields will allow us to characterize the properties of detected galaxies in great detail. This will build upon ongoing efforts within the SERVS collaboration to obtain photometric redshifts (Pforr et al., in prep) and obtain aperture-matched multi-wavelength photometry (Nyland et al., in prep). Firstly, this will allow us to determine accurate photometric redshifts and associated errors combining SED fitting and Machine Learning techniques as e.g. done by [57, 58]. Secondly, it will allow us to determine accurate physical properties such as dust attenuation, stellar masses and star formation rates using spectral modeling tools such as CIGALE [59, 60]. Figure 4 illustrates how the redshift as well as the peak of dust emission of a typical starburst galaxy can thus be effectively constrained up to high redshifts.

## 5. Conclusions

We presented the VOICE survey, an optical imaging survey of the CDFS and ES1 fields. When combined with VISTA, Spitzer, Herschel and radio continuum observations over the same fields, the VOICE survey provides an invaluable resource for multi-wavelength galaxy formation and evolution studies and paves the way to multi-wavelength deep surveys with the LSST, MeerKAT and the SKA. The catalogs and their future updates will be released at <http://www.mattiavaccari.net/voice/> and on CDS/VizieR. They will be further expanded and



**Figure 4:** Multi-Wavelength Coverage of Galaxy SEDs over the VOICE fields. The Arp220 SED template by [61] at different redshifts overlaid on bandpasses provided by GALEX, VST, VISTA, IRAC, MIPS and SPIRE. The redshift and dust emission of galaxies can be effectively constrained up to high redshifts.

refined as part of Herschel Extragalactic Legacy Project (HELP, [62], <http://herschel.sussex.ac.uk>), an EC-REA FP7-SPACE project bringing together multi-wavelength surveys in Herschel extragalactic fields.

## Acknowledgements

Mattia Vaccari is supported by the European Commission’s REA (FP7-SPACE-2013-1 GA 607254 - Herschel Extragalactic Legacy Project), South Africa’s DST (DST/CON 0134/2014) and Italy’s MAECI (PGR GA ZA14GR02 - Mapping the Universe on the Pathway to SKA).

## References

- [1] G. Kauffmann, T. M. Heckman, S. D. M. White, S. Charlot, C. Tremonti, J. Brinchmann et al., *Stellar masses and star formation histories for  $10^5$  galaxies from the Sloan Digital Sky Survey*, *MNRAS* **341** (May, 2003) 33–53, [[astro-ph/0204055](#)].
- [2] G. Kauffmann, S. D. M. White, T. M. Heckman, B. Ménard, J. Brinchmann, S. Charlot et al., *The environmental dependence of the relations between stellar mass, structure, star formation and nuclear activity in galaxies*, *MNRAS* **353** (Sept., 2004) 713–731, [[astro-ph/0402030](#)].
- [3] R. G. Bower, A. J. Benson, R. Malbon, J. C. Helly, C. S. Frenk, C. M. Baugh et al., *Breaking the hierarchy of galaxy formation*, *MNRAS* **370** (Aug., 2006) 645–655, [[astro-ph/0511338](#)].
- [4] R. G. Bower, I. Vernon, M. Goldstein, A. J. Benson, C. G. Lacey, C. M. Baugh et al., *The parameter space of galaxy formation*, *MNRAS* **407** (Oct., 2010) 2017–2045, [[1004.0711](#)].
- [5] D. G. York, J. Adelman, J. E. Anderson, Jr., S. F. Anderson, J. Annis, N. A. Bahcall et al., *The Sloan Digital Sky Survey: Technical Summary*, *AJ* **120** (Sept., 2000) 1579–1587, [[astro-ph/0006396](#)].

- [6] R. E. Williams, B. Blacker, M. Dickinson, W. V. D. Dixon, H. C. Ferguson, A. S. Fruchter et al., *The Hubble Deep Field: Observations, Data Reduction, and Galaxy Photometry*, *AJ* **112** (Oct., 1996) 1335, [[astro-ph/9607174](#)].
- [7] C. C. Steidel, M. Giavalisco, M. Dickinson and K. L. Adelberger, *Spectroscopy of Lyman Break Galaxies in the Hubble Deep Field*, *AJ* **112** (Aug., 1996) 352, [[astro-ph/9604140](#)].
- [8] A. Verma, M. D. Lehnert, N. M. Förster Schreiber, M. N. Bremer and L. Douglas, *Lyman-break galaxies at  $z \sim 5$  - I. First significant stellar mass assembly in galaxies that are not simply  $z \sim 3$  LBGs at higher redshift*, *MNRAS* **377** (May, 2007) 1024–1042, [[astro-ph/0701725](#)].
- [9] J. P. Emerson, W. J. Sutherland, A. M. McPherson, S. C. Craig, G. B. Dalton and A. K. Ward, *The Visible & Infrared Survey Telescope for Astronomy, The Messenger* **117** (Sept., 2004) 27–32.
- [10] M. W. Werner, T. L. Roellig, F. J. Low, G. H. Rieke, M. Rieke, W. F. Hoffmann et al., *The Spitzer Space Telescope Mission*, *ApJS* **154** (Sept., 2004) 1–9, [[astro-ph/0406223](#)].
- [11] G. L. Pilbratt, J. R. Riedinger, T. Passvogel, G. Crone, D. Doyle, U. Gageur et al., *Herschel Space Observatory. An ESA facility for far-infrared and submillimetre astronomy*, *A&A* **518** (July, 2010) L1, [[1005.5331](#)].
- [12] K. Kuijken, *OmegaCAM: ESO's Newest Imager, The Messenger* **146** (Dec., 2011) 8–11.
- [13] M. Capaccioli and P. Schipani, *The VLT Survey Telescope Opens to the Sky: History of a Commissioning*, *The Messenger* **146** (Dec., 2011) 2–7.
- [14] B. L. Flaugher, T. M. C. Abbott, R. Angstadt, J. Annis, M. L. Antonik, J. Bailey et al., *Status of the Dark Energy Survey Camera (DECam) project*, in *Society of Photo-Optical Instrumentation Engineers (SPIE) Conference Series*, vol. 8446 of *Society of Photo-Optical Instrumentation Engineers (SPIE) Conference Series*, p. 11, Sept., 2012. DOI.
- [15] S. Oliver, M. Rowan-Robinson, D. M. Alexander, O. Almaini, M. Balcells, A. C. Baker et al., *The European Large Area ISO Survey - I. Goals, definition and observations*, *MNRAS* **316** (Aug., 2000) 749–767, [[arXiv:astro-ph/0003263](#)].
- [16] M. J. Jarvis, D. G. Bonfield, V. A. Bruce, J. E. Geach, K. McAlpine, R. J. McLure et al., *The VISTA Deep Extragalactic Observations (VIDEO) survey*, *MNRAS* **428** (Jan., 2013) 1281–1295, [[1206.4263](#)].
- [17] J.-C. Mauduit, M. Lacy, D. Farrah, J. A. Surace, M. Jarvis, S. Oliver et al., *The Spitzer Extragalactic Representative Volume Survey (SERVS): Survey Definition and Goals*, *PASP* **124** (July, 2012) 714–736, [[1206.4060](#)].
- [18] C. J. Lonsdale, H. E. Smith, M. Rowan-Robinson, J. Surace, D. Shupe, C. Xu et al., *SWIRE: The SIRTf Wide-Area Infrared Extragalactic Survey*, *PASP* **115** (Aug., 2003) 897–927, [[arXiv:astro-ph/0305375](#)].
- [19] S. J. Oliver, J. Bock, B. Altieri, A. Amblard, V. Arumugam, H. Aussel et al., *The Herschel Multi-tiered Extragalactic Survey: HerMES*, *MNRAS* **424** (Aug., 2012) 1614–1635, [[1203.2562](#)].
- [20] R. P. Norris, J. Afonso, P. N. Appleton, B. J. Boyle, P. Ciliegi, S. M. Croom et al., *Deep ATLAS Radio Observations of the Chandra Deep Field-South/Spitzer Wide-Area Infrared Extragalactic Field*, *AJ* **132** (Dec., 2006) 2409–2423, [[arXiv:astro-ph/0610538](#)].
- [21] E. Middelberg, R. P. Norris, T. J. Cornwell, M. A. Voronkov, B. D. Siana, B. J. Boyle et al., *Deep Australia Telescope Large Area Survey Radio Observations of the European Large Area ISO Survey S1/Spitzer Wide-Area Infrared Extragalactic Field*, *AJ* **135** (Apr., 2008) 1276–1290.

- [22] T. M. O. Franzen, J. K. Banfield, C. A. Hales, A. Hopkins, R. P. Norris, N. Seymour et al., *ATLAS - I. Third release of 1.4 GHz mosaics and component catalogues*, *MNRAS* **453** (Nov., 2015) 4020–4036, [1508.03150].
- [23] J. Jonas, *The MeerKAT SKA precursor telescope*, in *Panoramic Radio Astronomy: Wide-field 1-2 GHz Research on Galaxy Evolution*, p. 4, 2009.
- [24] M. J. Jarvis, *Multi-wavelength Extragalactic Surveys and the Role of MeerKAT and SALT*, *African Skies* **16** (Mar., 2012) 44, [1107.5165].
- [25] E. Cappellaro, M. T. Botticella, G. Pignata, A. Grado, L. Greggio, L. Limatola et al., *Supernova rates from the SUDARE VST-OmegaCAM search. I. Rates per unit volume*, *A&A* **584** (Dec., 2015) A62, [1509.04496].
- [26] Z. Huang, M. Radovich, A. Grado, E. Puddu, A. Romano, L. Limatola et al., *A weak-lensing analysis of the Abell 383 cluster*, *A&A* **529** (May, 2011) A93, [1102.1837].
- [27] D. De Cicco, M. Paolillo, G. Covone, S. Falocco, G. Longo, A. Grado et al., *Variability-selected active galactic nuclei in the VST-SUDARE/VOICE survey of the COSMOS field*, *A&A* **574** (Feb., 2015) A112, [1412.1488].
- [28] S. Falocco, M. Paolillo, G. Covone, D. De Cicco, G. Longo, A. Grado et al., *SUDARE-VOICE variability-selection of active galaxies in the Chandra Deep Field South and the SERVS/SWIRE region*, *A&A* **579** (July, 2015) A115, [1505.02668].
- [29] S. Berta, S. Rubele, A. Franceschini, E. V. Held, L. Rizzi, C. J. Lonsdale et al., *The ESO-Spitzer Imaging extragalactic Survey (ESIS). I. WFIB, V, R deep observations of ELAIS-S1 and comparison to Spitzer and GALEX data*, *A&A* **451** (June, 2006) 881–900, [arXiv:astro-ph/0602252].
- [30] S. Berta, S. Rubele, A. Franceschini, E. V. Held, L. Rizzi, G. Rodighiero et al., *The ESO-Spitzer Imaging extragalactic Survey (ESIS). II. VIMOS I, z wide field imaging of ELAIS-S1 and selection of distant massive galaxies*, *A&A* **488** (Sept., 2008) 533–548, [0807.0201].
- [31] M. Rowan-Robinson, C. Lari, I. Perez-Fournon, E. A. Gonzalez-Solares, F. La Franca, M. Vaccari et al., *The European Large-Area ISO Survey (ELAIS): the final band-merged catalogue*, *MNRAS* **351** (July, 2004) 1290–1306, [astro-ph/0308283].
- [32] E. A. González-Solares, M. Irwin, R. G. McMahon, S. Hodgkin, J. R. Lewis, N. A. Walton et al., *Wide-field optical imaging on ELAIS N1, ELAIS N2, First Look Survey and Lockman Hole: observations and source catalogues*, *MNRAS* **416** (Sept., 2011) 927–940.
- [33] A. Grado, M. Capaccioli, L. Limatola and F. Getman, *VST processing facility: first astronomical applications*, *Memorie della Societa Astronomica Italiana Supplementi* **19** (2012) 362, [1102.1588].
- [34] I. Baronchelli, C. Scarlata, G. Rodighiero, A. Franceschini, P. L. Capak, S. Mei et al., *The Spitzer-IRAC/MIPS Extragalactic Survey (SIMES) in the South Ecliptic Pole Field*, *ApJS* **223** (Mar., 2016) 1, [1602.00892].
- [35] C. Laigle, H. J. McCracken, O. Ilbert, B. C. Hsieh, I. Davidzon, P. Capak et al., *The COSMOS2015 Catalog: Exploring the  $1 < z < 6$  Universe with Half a Million Galaxies*, *ApJS* **224** (June, 2016) 24, [1604.02350].
- [36] C. Xu, C. J. Lonsdale, D. L. Shupe, J. O’Linger and F. Masci, *Models for Multiband Infrared Surveys*, *ApJ* **562** (Nov., 2001) 179–207, [astro-ph/0009220].

- [37] M. I. Andersen, L. Freyhammer and J. Storm, *Gain calibration of array detectors by shifted and rotated exposures*, in *Calibrating and Understanding HST and ESO Instruments* (P. Benvenuti, ed.), vol. 53 of *European Southern Observatory Conference and Workshop Proceedings*, p. 87, 1995.
- [38] M. Radovich, M. Arnaboldi, V. Ripepi, M. Massarotti, H. J. McCracken, Y. Mellier et al., *The VIRMOS deep imaging survey. III. ESO/WFI deep U-band imaging of the 0226-04 deep field*, *A&A* **417** (Apr., 2004) 51–60, [[astro-ph/0312444](#)].
- [39] E. Bertin, “SCAMP: Automatic Astrometric and Photometric Calibration.” Astrophysics Source Code Library, Oct., 2010.
- [40] E. Bertin, “SWarp: Resampling and Co-adding FITS Images Together.” Astrophysics Source Code Library, Oct., 2010.
- [41] E. Bertin and S. Arnouts, *SExtractor: Software for source extraction.*, *A&AS* **117** (June, 1996) 393–404.
- [42] E. Bertin and S. Arnouts, “SExtractor: Source Extractor.” Astrophysics Source Code Library, Oct., 2010.
- [43] K. Barbary, K. Boone and C. Deil, *sep: v0.3.0*, Feb., 2015. 10.5281/zenodo.15669.
- [44] L. Girardi, M. A. T. Groenewegen, E. Hatziminaoglou and L. da Costa, *Star counts in the Galaxy. Simulating from very deep to very shallow photometric surveys with the TRILEGAL code*, *A&A* **436** (June, 2005) 895–915, [[astro-ph/0504047](#)].
- [45] D. C. Martin, J. Fanson, D. Schiminovich, P. Morrissey, P. G. Friedman, T. A. Barlow et al., *The Galaxy Evolution Explorer: A Space Ultraviolet Survey Mission*, *ApJ* **619** (Jan., 2005) L1–L6, [[astro-ph/0411302](#)].
- [46] A. J. Smith, L. Wang, S. J. Oliver, R. Auld, J. Bock, D. Brisbin et al., *HerMES: point source catalogues from deep Herschel-SPIRE observations*, *MNRAS* **419** (Jan., 2012) 377–389, [[1109.5186](#)].
- [47] L. Wang, M. Viero, C. Clarke, J. Bock, V. Buat, A. Conley et al., *HerMES: point source catalogues from Herschel-SPIRE observations II*, *MNRAS* **444** (Nov., 2014) 2870–2883, [[1312.0552](#)].
- [48] M. Vaccari, L. Marchetti, A. Franceschini, B. Altieri, A. Amblard, V. Arumugam et al., *The HerMES SPIRE submillimeter local luminosity function*, *A&A* **518** (July, 2010) L20, [[1005.2187](#)].
- [49] M. Vaccari, *The Spitzer Data Fusion: Contents, Construction and Applications to Galaxy Evolution Studies*, in *The Many Facets of Extragalactic Radio Surveys: Towards New Scientific Challenges*, Proceedings of Science, p. 27, SISSA, Oct., 2015.
- [50] L. Marchetti, M. Vaccari, A. Franceschini, V. Arumugam, H. Aussel, M. Béthermin et al., *The HerMES submillimetre local and low-redshift luminosity functions*, *MNRAS* **456** (Feb., 2016) 1999–2023, [[1511.06167](#)].
- [51] K. Nyland, M. Lacy, A. Sajina, J. Pforr, D. Farrah, G. Wilson et al., *An Application of Multi-band Forced Photometry to One Square Degree of SERVS: Accurate Photometric Redshifts and Implications for Future Science*, *ArXiv e-prints* (Apr., 2017), [[1704.01582](#)].
- [52] B. Luo, W. N. Brandt, Y. Q. Xue, B. Lehmer, D. M. Alexander, F. E. Bauer et al., *The Chandra Deep Field-South Survey: 7 Ms Source Catalogs*, *ApJS* **228** (Jan., 2017) 2, [[1611.03501](#)].
- [53] A. Comastri, P. Ranalli, K. Iwasawa, C. Vignali, R. Gilli, I. Georgantopoulos et al., *The XMM Deep survey in the CDF-S. I. First results on heavily obscured AGN*, *A&A* **526** (Feb., 2011) L9, [[1012.4011](#)].

- [54] S. Puccetti, F. Fiore, V. D’Elia, I. Pillitteri, C. Feruglio, A. Grazian et al., *The XMM-Newton survey of the ELAIS-S1 field. I. Number counts, angular correlation function and X-ray spectral properties*, *A&A* **457** (Oct., 2006) 501–515, [[arXiv:astro-ph/0607107](#)].
- [55] C. Feruglio, F. Fiore, F. La Franca, N. Sacchi, S. Puccetti, A. Comastri et al., *The XMM-Newton survey of the ELAIS-S1 field. II. Optical identifications and multiwavelength catalogue of X-ray sources*, *A&A* **488** (Sept., 2008) 417–428, [[0806.4778](#)].
- [56] W. Brandt, *VLP - High-Redshift AGNs and the X-SERVS Survey*, in *XMM-Newton: The Next Decade*, p. 13, June, 2016.
- [57] S. Cavuoti, V. Amaro, M. Brescia, C. Vellucci, C. Tortora and G. Longo, *METAPHOR: a machine-learning-based method for the probability density estimation of photometric redshifts*, *MNRAS* **465** (Feb., 2017) 1959–1973, [[1611.02162](#)].
- [58] S. Cavuoti, C. Tortora, M. Brescia, G. Longo, M. Radovich, N. R. Napolitano et al., *A cooperative approach among methods for photometric redshifts estimation: an application to KiDS data*, *ArXiv e-prints* (Dec., 2016) , [[1612.02173](#)].
- [59] S. Noll, D. Burgarella, E. Giovannoli, V. Buat, D. Marcillac and J. C. Muñoz-Mateos, *Analysis of galaxy spectral energy distributions from far-UV to far-IR with CIGALE: studying a SINGS test sample*, *A&A* **507** (Dec., 2009) 1793–1813, [[0909.5439](#)].
- [60] S. Noll, D. Burgarella, É. Giovannoli and P. Serra, “CIGALE: Code Investigating GALaxy Emission.” Astrophysics Source Code Library, Nov., 2011.
- [61] M. Polletta, M. Tajer, L. Maraschi, G. Trinchieri, C. J. Lonsdale, L. Chiappetti et al., *Spectral Energy Distributions of Hard X-Ray Selected Active Galactic Nuclei in the XMM-Newton Medium Deep Survey*, *ApJ* **663** (July, 2007) 81–102, [[astro-ph/0703255](#)].
- [62] M. Vaccari, *HELP: The Herschel Extragalactic Legacy Project and The Coming of Age of Multi-wavelength Astrophysics*, in *The Universe of Digital Sky Surveys* (N. R. Napolitano, G. Longo, M. Marconi, M. Paolillo and E. Iodice, eds.), vol. 42 of *Astrophysics and Space Science Proceedings*, p. 71, Springer, 2016. DOI.