



<b>Publication Year</b>	2018
<b>Acceptance in OA</b>	2020-11-04T16:21:50Z
<b>Title</b>	Tensile strength of 67P/Churyumov-Gerasimenko nucleus material from overhangs
<b>Authors</b>	Attree, N., Groussin, O., Jorda, L., Nébouy, D., Thomas, N., Brouet, Y., Kührt, E., Preusker, F., Scholten, F., Knollenberg, J., Hartogh, P., Sierks, H., Barbieri, C., Lamy, P., Rodrigo, R., Koschny, D., Rickman, H., Keller, H. U., A'Hearn, M. F., Auger, A. -T., Barucci, M. A., Bertaux, J. -L., Bertini, I., Bodewits, D., Boudreault, S., CREMONESE, Gabriele, Da Deppo, V., Davidsson, B., Debei, S., De Cecco, M., Deller, J., El-Maarry, M. R., Fornasier, S., FULLE, Marco, Gutiérrez, P. J., Güttler, C., Hviid, S., Ip, W. -H., Kovacs, G., Kramm, J. R., Küppers, M., Lara, L. M., Lazzarin, M., Lopez Moreno, J. J., Lowry, S., Marchi, S., Marzari, F., Mottola, S., Naletto, G., Oklay, N., PAJOLA, MAURIZIO, Toth, I., Tubiana, C., Vincent, J. -B., Shi, X.
<b>Publisher's version (DOI)</b>	10.1051/0004-6361/201732155
<b>Handle</b>	<a href="http://hdl.handle.net/20.500.12386/28143">http://hdl.handle.net/20.500.12386/28143</a>
<b>Journal</b>	ASTRONOMY & ASTROPHYSICS
<b>Volume</b>	611

# Tensile strength of 67P/Churyumov-Gerasimenko nucleus material from overhangs (Corrigendum)

N. Attree<sup>1</sup>, O. Groussin<sup>1</sup>, L. Jorda<sup>1</sup>, D. Nébouy<sup>1</sup>, N. Thomas<sup>2</sup>, Y. Brouet<sup>2</sup>, E. Kührt<sup>3</sup>, F. Preusker<sup>3</sup>, F. Scholten<sup>3</sup>, J. Knollenberg<sup>3</sup>, P. Hartogh<sup>4</sup>, H. Sierks<sup>4</sup>, C. Barbieri<sup>5</sup>, P. Lamy<sup>1</sup>, R. Rodrigo<sup>6,7</sup>, D. Koschny<sup>8</sup>, H. Rickman<sup>9,10</sup>, H. U. Keller<sup>3,11</sup>, M. F. A'Hearn<sup>12</sup>, A.-T. Auger<sup>1</sup>, M. A. Barucci<sup>13</sup>, J.-L. Bertaux<sup>14</sup>, I. Bertini<sup>5</sup>, D. Bodewits<sup>12</sup>, S. Boudreault<sup>4</sup>, G. Cremonese<sup>19</sup>, V. Da Deppo<sup>17</sup>, B. Davidsson<sup>7</sup>, S. Debei<sup>16</sup>, M. De Cecco<sup>18</sup>, J. Deller<sup>4</sup>, M. R. El-Maarry<sup>2</sup>, S. Fornasier<sup>13</sup>, M. Fulle<sup>19</sup>, P. J. Gutiérrez<sup>20</sup>, C. Güttler<sup>4</sup>, S. Hviid<sup>3</sup>, W.-H. Ip<sup>21</sup>, G. Kovacs<sup>4</sup>, J. R. Kramm<sup>4</sup>, M. Küppers<sup>22</sup>, L. M. Lara<sup>20</sup>, M. Lazzarin<sup>5</sup>, J. J. Lopez Moreno<sup>20</sup>, S. Lowry<sup>23</sup>, S. Marchi<sup>24</sup>, F. Marzari<sup>5</sup>, S. Mottola<sup>4</sup>, G. Naletto<sup>5,17,15</sup>, N. Oklay<sup>3</sup>, M. Pajola<sup>25</sup>, I. Toth<sup>26</sup>, C. Tubiana<sup>4</sup>, J.-B. Vincent<sup>3</sup>, and X. Shi<sup>4</sup>

<sup>1</sup> Aix-Marseille Univ., CNRS, Laboratoire d'Astrophysique de Marseille (LAM), rue Frédéric Joliot-Curie, 13388 Marseille CEDEX 13, France

e-mail: [Nicholas.Attree@lam.fr](mailto:Nicholas.Attree@lam.fr)

<sup>2</sup> Physikalisches Institut, Sidlerstr. 5, University of Bern, 3012 Bern, Switzerland

<sup>3</sup> Institute of Planetary Research, DLR, Rutherfordstrasse 2, 12489 Berlin, Germany

<sup>4</sup> Max-Planck-Institut für Sonnensystemforschung, 37077 Göttingen, Germany

<sup>5</sup> Department of Physics and Astronomy, Padova University, Vicolo dell'Osservatorio 3, 35122 Padova, Italy

<sup>6</sup> Centro de Astrobiología (INTA-CSIC), 28691 Villanueva de la Canada, Madrid, Spain

<sup>7</sup> International Space Science Institute, Hallerstrasse 6, 3012 Bern, Switzerland

<sup>8</sup> Scientific Support Office, European Space Agency, 2201 Noordwijk, The Netherlands

<sup>9</sup> Department of Physics and Astronomy, Uppsala University, Box 516, 75120 Uppsala, Sweden

<sup>10</sup> PAS Space Research Center, Bartycka 18A, 00716 Warszawa, Poland

<sup>11</sup> Institute for Geophysics and Extraterrestrial Physics, TU Braunschweig 38106, Germany

<sup>12</sup> Department of Astronomy, University of Maryland, College Park, MD 20742-2421, USA

<sup>13</sup> LESIA, Obs. de Paris, CNRS, Univ. Paris 06, Univ. Paris-Diderot, 5 place J. Janssen, 92195 Meudon, France

<sup>14</sup> LATMOS, CNRS/UVSQ/IPSL, 11 boulevard d'Alembert, 78280 Guyancourt, France

<sup>15</sup> Centro di Ateneo di Studi ed Attività Spaziali "Giuseppe Colombo" (CISAS), University of Padova, via Venezia 15, 35131 Padova, Italy

<sup>16</sup> Department of Industrial Engineering, University of Padova, 35131 Padova, Italy

<sup>17</sup> CNR-IFN UOS Padova LUXOR, via Trasea 7, 35131 Padova, Italy

<sup>18</sup> UNITN, Università di Trento, via Mesiano 77, 38100 Trento, Italy

<sup>19</sup> INAF - Osservatorio Astronomico, via Tiepolo 11, 34143 Trieste, Italy

<sup>20</sup> Instituto de Astrofísica de Andalucía (CSIC), Glorieta de la Astronomía s/n, 18008 Granada, Spain

<sup>21</sup> Institute for Space Science, Nat. Central Univ., 300 Chung Da Rd., 32054 Chung-Li, Taiwan

<sup>22</sup> Operations Department, European Space Astronomy Centre ESA, P.O. Box 78, 28691 Villanueva de la Canada, Madrid, Spain

<sup>23</sup> Centre for Astrophysics and Planetary Science, School of Physical Sciences (SEPnet), University of Kent, Canterbury CT2 7NH, UK

<sup>24</sup> Southwest Research Institute, 1050 Walnut St., Boulder, CO 80302, USA

<sup>25</sup> NASA Ames Research Center, Moffett Field, CA 94035, USA

<sup>26</sup> MTA CSFK Konkoly Observatory, Konkoly Thege M. ut 15-17H1121 Budapest, Hungary

A&A 611, A33 (2018), <https://doi.org/10.1051/0004-6361/201732155>

**Key words.** comets: general – comets: individual: Churyumov-Gerasimenko – methods: observational – errata, addenda

After publication several small errors in the labelled positions of the features described in this paper were found. Correcting these errors results in changes to Table 1 and Figs. 4, 5, and 6. These changes are: the latitude and longitude, as shown in the table and figures, of features 16 and 17 are swapped; and

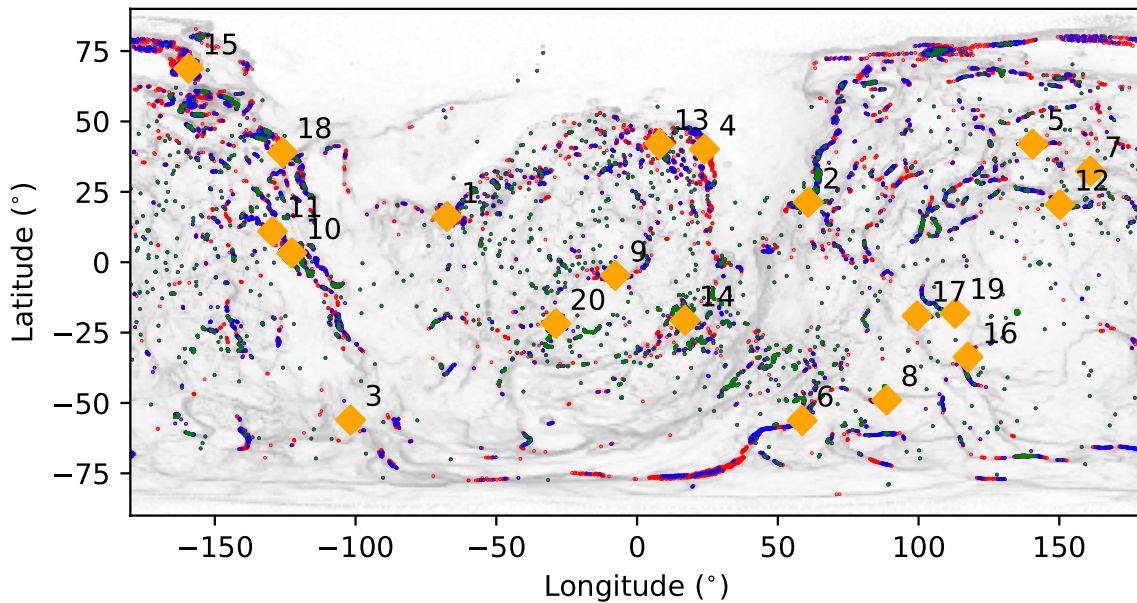
feature 19 was labelled in an incorrect location and has had its latitude, longitude and position in the figures updated. All other data remains the same.

*Acknowledgement.* We thank Andrew Cooper for spotting the above described errors.

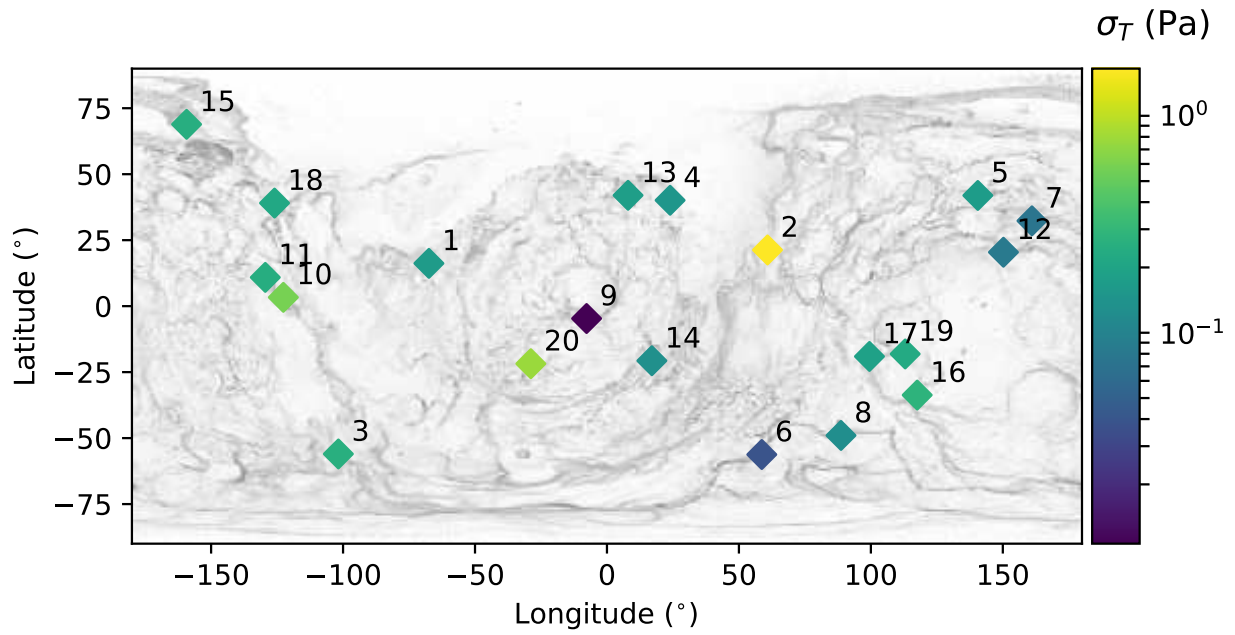
**Table 1.** Locations (in the Cheops frame) and properties of each measured overhang.

No.	Latitude (°)	Longitude (°)	$h$ (m)	$L$ (m)	$\sigma_T$ (Pa)
1	16.21	-67.47	109	13	0.17
2	21.29	60.84	113	38	1.65
3	-56.01	-101.77	100	15	0.26
4	40.12	23.93	109	11	0.15
5	41.94	140.53	67	11	0.17
6	-56.22	58.67	106	6	0.04
7	32.32	161.04	41	6	0.08
8	-49.00	88.69	32	5	0.13
9	-4.69	-7.72	33	2	0.01
10	3.33	-122.62	37	12	0.58
11	10.90	-129.46	61	11	0.25
12	20.43	150.23	95	8	0.08
13	41.99	7.99	32	7	0.18
14	-20.69	17.02	43	7	0.13
15	68.89	-159.29	65	11	0.25
16	-33.69	117.56	42	9	0.28
17	-19.06	99.47	47	9	0.19
18	39.06	-125.97	48	8	0.22
19	-18.12	113.00	56	10	0.23
20	-21.81	-28.84	9	6	0.77

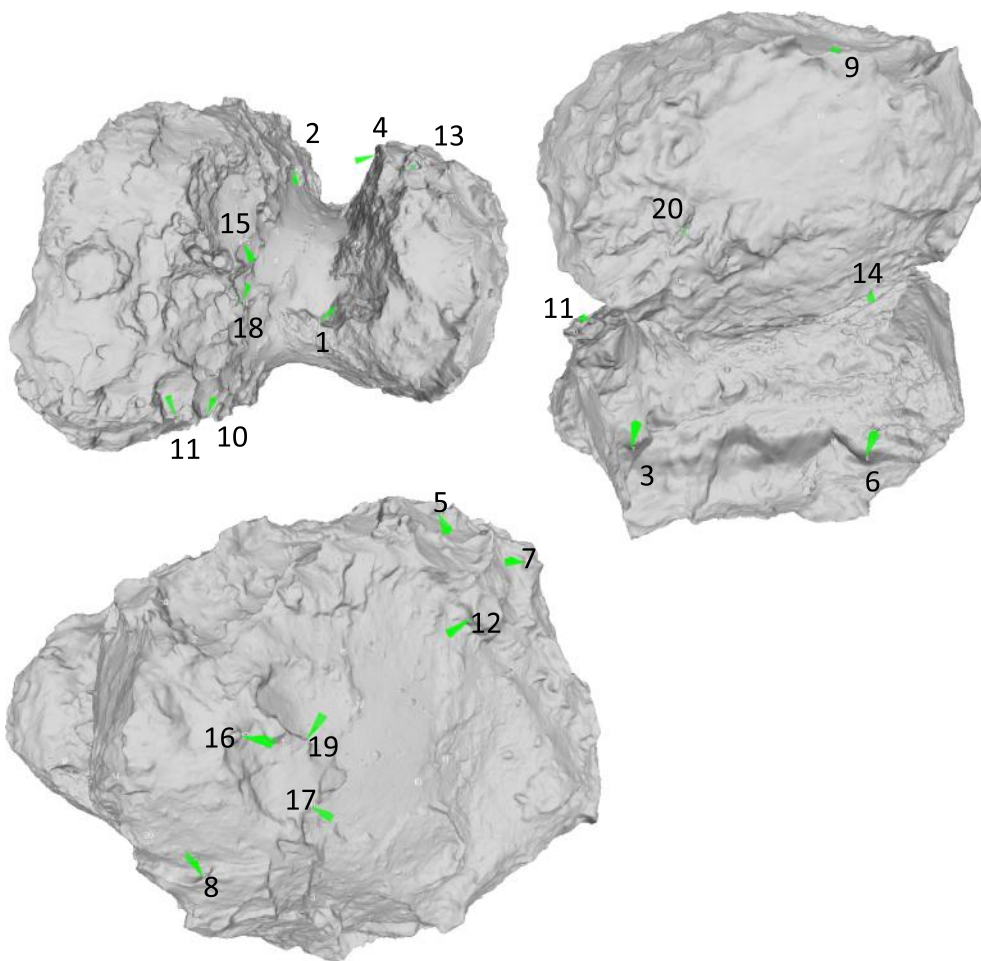
**Notes.**  $h$  and  $L$  are the heights and depths, as directly measured from the profiles, while  $\sigma_T$  is derived by numerically integrating the profile shape.



**Fig. 4.** Location of the measured overhangs (orange diamonds). Also shown are high-slope facets on the shape model with the colour scheme: green  $\geq 100^\circ$ ,  $100^\circ >$  blue  $\geq 90^\circ$ , and  $90^\circ >$  red  $\geq 85^\circ$ .



**Fig. 5.** Location of the measured overhangs. The colour scheme shows the tensile strength (unscaled) on a log scale.



**Fig. 6.** Location of the measured overhangs on the shape model.