



Publication Year	2019
Acceptance in OA	2020-12-09T12:12:58Z
Title	The polarization mode of the auroral radio emission from the early-type star HD 142301
Authors	LETO, PAOLO, TRIGILIO, CORRADO, Oskanova, L. M., Ignace, R., BUEMI, CARLA SIMONA, UMANA, Grazia Maria Gloria, Cavallaro, Francesco, INGALLINERA, Adriano, BUFANO, FILOMENA, Phillips, N. M., Agliozzo, C., Cerrigone, L., Todt, H., RIGGI, Simone, LEONE, FRANCESCO
Publisher's version (DOI)	10.1093/mnrasl/sly179
Handle	http://hdl.handle.net/20.500.12386/28746
Journal	MONTHLY NOTICES OF THE ROYAL ASTRONOMICAL SOCIETY
Volume	482

The polarization mode of the auroral radio emission from the early-type star HD 142301

P. Leto¹,^{*} C. Trigilio,¹★ L. M. Oskinova,^{2,3} R. Ignace,⁴ C. S. Buemi,¹ G. Umana,¹
F. Cavallaro¹, A. Ingallinera,¹ F. Bufano,¹ N. M. Phillips,^{5,6} C. Agliozzo^{1,5},
L. Cerrigone,⁶ H. Todt,² S. Riggi¹ and F. Leone^{1,7}

¹INAF – Osservatorio Astrofisico di Catania, Via S. Sofia 78, I-95123 Catania, Italy

²Institute for Physics and Astronomy, University Potsdam, D-14476 Potsdam, Germany

³Kazan Federal University, Kremlevskaya Str 18, 420008, Kazan, Russia

⁴Department of Physics & Astronomy, East Tennessee State University, Johnson City, TN 37614, USA

⁵European Southern Observatory, Alonso de Córdova 3107, Vitacura, 7630000, Santiago, Chile

⁶Joint ALMA Observatory, Alonso de Córdova 3107, Vitacura, 7630000, Santiago, Chile

⁷Università di Catania, Dipartimento di Fisica e Astronomia, Via S. Sofia 78, I-95123 Catania, Italy

Accepted 2018 September 17. Received 2018 September 13; in original form 2018 August 2

ABSTRACT

We report the detection of the auroral radio emission from the early-type magnetic star HD 142301. New VLA observations of HD 142301 detected highly polarized amplified emission occurring at fixed stellar orientations. The coherent emission mechanism responsible for the stellar auroral radio emission amplifies the radiation within a narrow beam, making the star where this phenomenon occurs similar to a radio lighthouse. The elementary emission process responsible for the auroral radiation mainly amplifies one of the two magneto-ionic modes of the electromagnetic wave. This explains why the auroral pulses are highly circularly polarized. The auroral radio emission of HD 142301 is characterized by a reversal of the sense of polarization as the star rotates. The effective magnetic field curve of HD 142301 is also available making it possible to correlate the transition from the left to the right-hand circular polarization sense (and vice versa) of the auroral pulses with the known orientation of the stellar magnetic field. The results presented in this letter have implications for the estimation of the dominant magneto-ionic mode amplified within the HD 142301 magnetosphere.

Key words: masers – polarization – stars: early-type – stars: individual: HD 142301 – stars: magnetic field – radio continuum: stars.

1 INTRODUCTION

The auroral radio emission is a kind of coherent radiation detected from magnetized planets of the solar system (Zarka 1998), some brown dwarfs (Hallinan et al. 2015; Kao et al. 2016; Pineda, Hallinan & Kao 2017), and three early-type magnetic stars: CU Vir (Trigilio et al. 2000, 2011), HD 133880 (Das, Chandra & Wade 2018), and HD 142990 (Lenc et al. 2018). The amplification mechanism is the Electron Cyclotron Maser (ECM) powered by an unstable energy distribution (see Treumann 2006 for an extensive review of the ECM), that the electrons moving within a density-depleted magnetospheric cavity can develop, e.g. the loss-cone (Wu & Lee 1979; Melrose & Dulk 1982) or the horseshoe (Winglee & Pritchett 1986) distributions. The ECM mainly amplifies one of the two magneto-ionic modes, each with opposite circular polarization sense. This

explains the high polarization degree of the stellar auroral radio emission.

In the case of the ECM driven by the loss-cone unstable energy distribution, the dominant magneto-ionic mode depends on the physical conditions of the regions where the ECM operates, especially the local magnetic field strength (B) and plasma density (N_e). In particular, the growth rate of the extraordinary (X) mode is faster when $\nu_p/\nu_B \leq 0.3-0.35$ (where $\nu_p = 9 \times 10^{-6} \sqrt{N_e}$ GHz is the plasma frequency and $\nu_B = 2.8 \times 10^{-3} B/G$ GHz is the gyro-frequency), whereas the ordinary (O) mode is favoured in the range $0.3-0.35 < \nu_p/\nu_B \leq 1$ (Melrose, Hewitt & Dulk 1984; Sharma & Vlahos 1984). The polarization sense of the X-mode is in accordance with the helicity of the electrons moving in the magnetic field. In the case of a magnetic field vector with a positive component along the line of sight the electrons are seen rotate counter clockwise; but clockwise if the magnetic field vector is oppositely oriented. The corresponding polarization sense will be RCP or LCP, in accordance with the IAU and IEEE orientation/sign convention.

* E-mail: Paolo.Leto@oact.inaf.it (P.L.); corrado.trigilio@inaf.it (C.T.)

Table 1. HD 142301 stellar parameters (Kochukov & Bagnulo 2006).

Parameter	Symbol	
Mass (M_{\odot})	M_*	4.3 ± 0.2
Luminosity (L_{\odot})	L_*	$10^{2.53 \pm 0.15}$
Effective temperature (K)	T_{eff}	$15\,600 \pm 400$

The O-mode has instead the opposite sense of polarization with respect to the helicity of the electrons. For the horseshoe driven ECM the waves are purely amplified in the X-mode, as directly measured in the case of Auroral Kilometric Radiation from the Earth (Ergun et al. 2000).

In this letter we report the radio light curves of HD 142301 at two frequencies (1.5 and 5.5 GHz). The 5.5 GHz emission is compatible with non-thermal incoherent gyro-synchrotron, that is commonly observed in many early-type magnetic stars (Drake et al. 1987; Linsky et al. 1992; Leone, Trigilio & Umama 1994). The flux of HD 142301 at 5.5 GHz is rotationally modulated, similar to other early-type magnetic stars (Leone 1991; Leone & Umama 1993; Leto et al. 2006, 2012, 2017a, 2018). This is in accordance with the radio emission from an optically thick rigidly rotating magnetosphere (RRM) (Trigilio et al. 2004; Townsend & Owocki 2005) shaped like an oblique dipole (Babcock 1949; Stibbs 1950). The 1.5 GHz light curve is instead characterized by the presence of intense strongly polarized emission, occurring at well-defined stellar rotational phases. This is a clear signature of auroral radio emission from HD 142301. Furthermore, the sense of the circular polarization of the auroral radiation reverses as the star rotates.

HD 142301 is the fourth early-type magnetic star where the auroral radio emission has been detected and the first showing reversal of the sense of circular polarization of the auroral pulses. The helicity reversal of the auroral pulses has already been observed at the bottom of the main sequence in three Ultra Cool Dwarfs (Hallinan et al. 2007; Lynch, Mutel & Güdel 2015; Kao et al. 2016). The UCDs are fast rotators (P_{rot} few hours) and faint sources. Measurements of their average magnetic fields (levels of kG) were reported (Reiners & Basri 2010), but, at this time, effective magnetic field curves of these dwarf stars are unavailable, where the effective magnetic field (B_e) is defined as the average over the whole visible disc of the magnetic field vector components along the line of sight. The effective magnetic field curve of HD 142301 is instead well known (Landstreet, Borra & Fontaine 1979). Hence, this early-type magnetic star offers the unique possibility to correlate the circular polarization sense of its auroral radio emission with the magnetic field vector orientation.

2 THE MAGNETIC FIELD GEOMETRY OF HD 142301

HD 142301 (3 Sco) is a He-weak (Leone & Lanzafame 1997) B8III/IV-type star located in the Sco-Cen stellar association. The measured stellar luminosity and effective temperature (listed in Table 1) were used to estimate the radius and the stellar gravity (Kochukov & Bagnulo 2006): $R_* = 2.52 R_{\odot}$; $\log g = 4.3$. The rotation period of HD 142301 is $P_{\text{rot}} \approx 1.46$ d (Shore et al. 2004). Adopting the projected rotational velocity $v \sin i = 74.8$ km s $^{-1}$ (Glebocki & Gnacinski 2005) and the stellar radius given above, by using the relation $v \sin i = 2\pi R_* \sin i / P_{\text{rot}}$ we estimate an inclination of the stellar rotation axis $i = 59^\circ$.

In the framework of the oblique rotator model (ORM) the misalignment between magnetic and rotation axes (angle β) can be derived by using the relation: $\tan \beta \tan i = (1 - r)/(1 + r)$ (Preston

1967), where r is the ratio between the minimum and maximum effective magnetic field (B_e). For HD 142301 $r = -0.41$ (Landstreet et al. 1979), it follows that $\beta = 55^\circ$.

For the case of a magnetic field topology described by a simple dipole, the polar magnetic field strength (B_p) can be derived by using the relation (Schwarzschild 1950):

$$B_p = |B_e(\text{max})| \frac{4(15 - 5u)}{15 + u} \cos(i - \beta), \quad (1)$$

where $|B_e(\text{max})| = 4100$ G (Landstreet et al. 1979) and u is the limb darkening coefficient. The effective magnetic field measurements of HD 142301 were performed analysing the H β line wings (Landstreet et al. 1979), and the corresponding average limb darkening coefficient is $u = 0.36$ (Claret & Bloemen 2011). Consequently, the polar field strength of HD 142301, estimated by using the equation (1), is $B_p = 14\,100$ G. However, a field topology more complex than a simple dipole has been proposed to describe the magnetic field of HD 142301 (Glagolevskij 2010).

3 OBSERVATIONS AND DATA REDUCTION

In this letter we report on observations of HD 142301 performed by the Karl G. Jansky Very Large Array (VLA), operated by the National Radio Astronomy Observatory NRAO, at the L and C bands (CODE: 16A-043). HD 142301 was observed in different epochs distributed between 2016 February and August, when the VLA array configurations were C, CnB, and B, by using the 8-bit sampler. For the L-band measurements, the above observing setup allows to cover a frequency range of 1 GHz width that is centred at 1.5 GHz. The C-band measurements provide a bandwidth of 2 GHz centred at 5.5 GHz.

The total (Stokes I) and the circularly polarized (Stokes V) intensities are obtained combining the two opposite polarized components of the electromagnetic wave (RCP and LCP): $I = (\text{RCP} + \text{LCP})/2$; $V = (\text{RCP} - \text{LCP})/2$. HD 142301 was always observed close to the primary beam centre, then, to analyse the circular polarization state of HD 142301 only the standard calibration is required. The flux density scale was calibrated observing the standard flux calibrator 3C 286. The complex gain was determined by observing J1522–2730.

The VLA measurements of HD 142301 were edited and calibrated by using the standard calibration pipeline, working on the Common Astronomy Software Applications (CASA). Sub-bands contaminated by strong RFI were flagged. Images at the sky position of HD 142301 were performed by using the task CLEAN. The source was not resolved by the array spatial resolution. To measure the flux density of HD 142301, a Gaussian bi-dimensional fit of the radio source at the sky position of HD 142301 was performed in the cleaned maps, both for the Stokes I and V . The flux density uncertainty was estimated summing in quadrature the map noise with the error related to the Gaussian fitting process. With a scan duration of about 2 and 7 min long, respectively for the C and L bands, the map noise level was ≈ 0.03 mJy beam $^{-1}$ for both bands. The average uncertainties of the flux density measurements for each observing band are: ≈ 5 per cent at 1.5 GHz; ≈ 3 per cent at 5.5 GHz.

The measurements reported in this letter have been complemented by further old VLA observations of HD 142301 performed at similar frequencies, published (Linsky, Drake & Bastian 1992; Leone et al. 1994; Leone, Umama & Trigilio 1996) and un-published (our projects: AL346 and AL388). Raw data were directly retrieved from the VLA archive, then calibrated and imaged by using the standard calibration tasks in the CASA package.

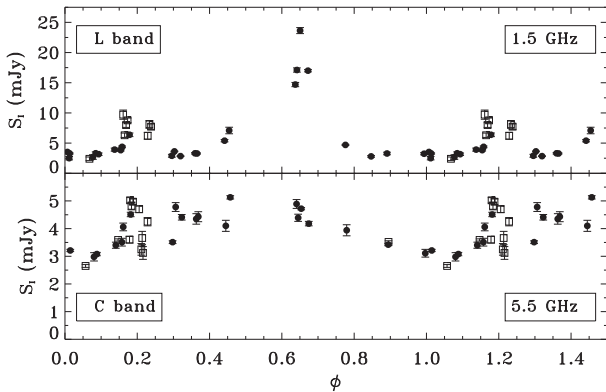


Figure 1. Total intensity (Stokes I) radio light curves of HD 142301. Top panel: 1.5 GHz measurements. Bottom panel: 5.5 GHz measurements. The filled circles represent the new wide band radio measurements reported in this paper, the open squares refer to other radio measurements.

4 THE RADIO LIGHT CURVES OF HD 142301

The L and C bands radio measurements of HD 142301 were phase folded using the ephemeris given by Shore et al. (2004):

$$\text{HJD} = 2449545.378(4) + 1.45957(5)E \text{ (d)}. \quad (2)$$

The zero-point of the stellar phases is associated with the negative magnetic extremum. The phase folded radio light curves for the Stokes I are displayed in Fig. 1. The light curves for the Stokes V are displayed in the middle (1.5 GHz) and bottom (5.5 GHz) panels of Fig. 2. The effective magnetic field measurements (Landstreet et al. 1979) phased using equation (2) are displayed in the top panel of Fig. 2, the theoretical magnetic curve calculated by using the ORM geometry given in Section 2 (using the procedure of Leto et al. 2016) is also pictured.

The C -band measurements show radio emission from HD 142301 that is clearly rotationally modulated, both for the total and the circularly polarized emission. In particular, the fraction of the circularly polarized 5.5 GHz radiation reaches its maximum negative value (≈ -10 per cent) when the south magnetic pole of HD 142301 is seen at small viewing angle (bottom panel of Fig. 2), in agreement with the magnetic field vectors mainly radially oriented towards the stellar surface. For the ORM geometry of HD 142301 (Section 2) the north magnetic pole is not seen at small viewing angle (see the cartoons pictured in Fig. 2). This explains why the right hand circularly polarized emission from the northern hemisphere is not detected at 5.5 GHz. This is the usual behaviour for such stars (Trigilio et al. 2004; Leto et al. 2006, 2012, 2017a, 2018), that is explained in the framework of the magnetically confined wind shock (MCWS) model (Babel & Montmerle 1997). The wind plasma streams, from opposite hemispheres, move along the dipolar magnetic field lines. At the magnetic equator the streams collide and shock, radiating thermal X-rays. Far from the star, the magnetic fields no longer dominate the ionized trapped matter. In the resulting current sheets, electrons can be accelerated up to relativistic energies. These non-thermal electrons move within a magnetospheric cavity and radiate at radio wavelengths by the incoherent gyro-synchrotron emission mechanism.

The L -band total intensity of HD 142301 is rotationally modulated too, in addition it is characterized by amplified emission occurring at certain stellar rotational phases (see top panel of Fig. 1). These radio peaks are highly circularly polarized (see middle panel of Fig. 2). The 1.5 GHz circularly polarized emission strongly de-

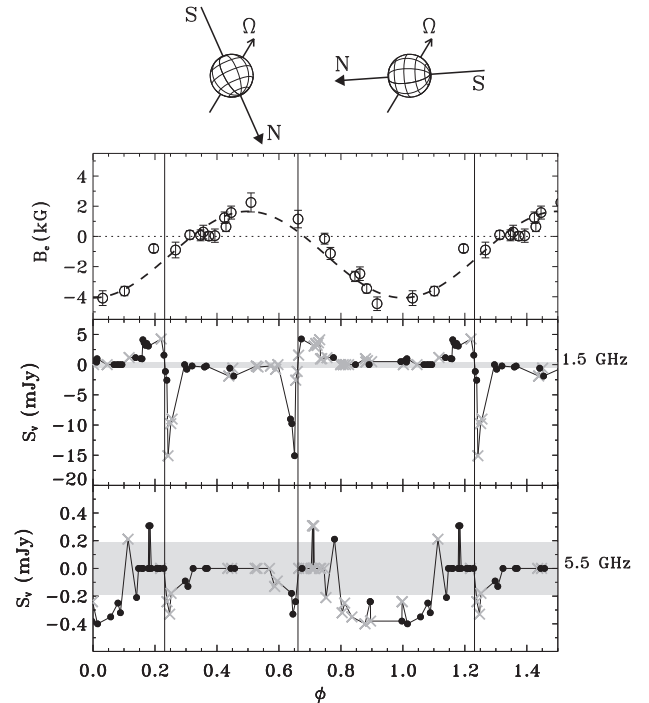


Figure 2. Top panel: effective magnetic field measurements of HD 142301 (open circles) taken by Landstreet et al. (1979). The dashed line represents the magnetic curve calculated by using the ORM geometry of HD 142301. Cartoons showing the stellar orientations corresponding to the two magnetic curve extrema are also pictured (observer on the right). Other panels: light curves of the circularly polarized emission (Stokes V) at 1.5 and 5.5 GHz. The filled dots represent the radio measurements. The vertical continuous lines locate the rotational phases where the circular polarization helicity reversal occurs. The radio emission behaviour is symmetric respect to the intermediate stellar orientation between the two phases. The mirrored radio measurements are displayed by the grey ‘x’ symbol. The light grey bands around the zero level highlights the average 3σ threshold.

pends on the stellar orientation. This is a signature of radio emission confined within a narrow beam, producing radio pulses like a radio lighthouse. Like the case of CU Vir (Trigilio et al. 2011), the lighthouse effect of HD 142301 can be explained as auroral radio emission tangentially beamed along the auroral cavity walls (Louarn & Le Queau 1996). The auroral cavity coincides with the magnetospheric cavity where the non-thermal electrons, responsible for the incoherent gyro-synchrotron emission, freely propagate. Such non-thermal electrons can develop an unstable energy distribution (loss-cone or horseshoe) that drives the ECM coherent emission mechanism responsible for the stellar auroral radio emission. Reversal in the sense of the circular polarization within the auroral pulses of HD 142301 has been clearly detected. The two phases ($\phi = 0.23$; $\phi = 0.66$), where the polarization reversal occurs, are highlighted by the vertical lines in Fig. 2.

The dominant magneto-ionic mode of the stellar auroral radio emission can be right or left-handed circularly polarized, depending on the magnetic field vector orientation in the region where the coherent emission arises. Then, the measurement of a reversal of the sense of the circular polarization localizes the stellar orientation where the magnetic axis is perpendicular to the line of sight. Follow that, the plane of symmetry of HD 142301 (the plane containing the rotation and magnetic axes) crosses the line of sight at $\phi_{\text{sim}} = 0.445$ and $\phi_{\text{sim}} + 0.5$. Due to the low declination ($\delta \approx -25^\circ$) of HD 142301,

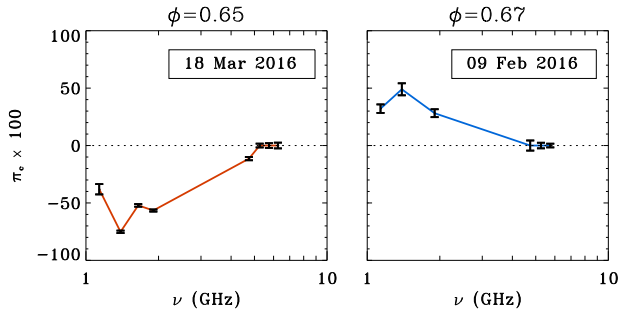


Figure 3. Spectral dependence of the fraction of the circularly polarized emission of HD 142301 performed at the phases just preceding (left-hand panel) and following (right-hand panel) the stellar orientation where a circular polarization reversal occurs.

this is visible for about 6 h above 20° of the VLA horizon, that is a short fraction of the stellar rotation period ($P_{\text{rot}} \approx 35$ h). The light curve of the HD 142301 auroral radio emission has been then performed collecting measurements randomly distributed over the time. To compensate the not optimal phase sampling, we exploit the symmetric behaviour of the radio emission from the HD 142301 magnetosphere. The Stokes V measurements have been mirrored with respect to ϕ_{sim} , the so produced light curves are pictured in the middle and bottom panels of Fig. 2.

The L -band observations, tracking the circular polarization helicity reversal at $\phi = 0.23$, are narrow-band VLA measurements, performed on 1993 August 06, whose average total intensity was already published (Leone et al. 1996). On the other hand, the four measurements close to $\phi = 0.66$ are the new wide-band VLA data, that we acquired at different epochs: 2016 February 09; 2016 March 18; 2016 June 27; 2016 July 16. These wide-band radio measurements can be used to probe the spectral dependence of the auroral radio emission of HD 142301. The fractional circular polarization ($\pi_c = \text{Stokes}V/\text{Stokes}I$) spectra performed at $\phi = 0.65$ and $\phi = 0.67$ are shown in Fig. 3. The analysed epochs (2016 February 09 and 2016 March 18) have the nearest rotation phases showing auroral emission of opposite helicity. The circular polarization fraction is maximum at $\nu \approx 1.4$ GHz. At $\phi = 0.65$ we measured $\pi_c \approx -75$ per cent, whereas at $\phi = 0.67$ $\pi_c \approx +50$ per cent.

5 DISCUSSION AND CONCLUSIONS

The ECM emission mechanism amplifies the radiation at frequencies close to the first few harmonics of the local gyro-frequency (ν_B), that is proportional to the local field strength (B). On the basis of the well-known radial dependence of a simple magnetic dipole ($B = B_p r^{-3}$, where r is the radial distance), the 1.5 GHz auroral radio emission of HD 142301 ($B_p = 14100$ G) arises from a magnetospheric layer at $r \approx 3 R_*$, corresponding to rings at $\approx 2 R_*$ above the magnetic poles. The 5.5 GHz ECM emission, if detectable, would be generated $\approx 1 R_*$ above the stellar surface.

As discussed in the previous section, the behaviour of the HD 142301 emission at 5.5 GHz is canonical incoherent gyro-synchrotron emission from a dipole shaped stellar magnetosphere. While, the behaviour of HD 142301 measured at 1.5 GHz cannot be explained as canonical gyro-synchrotron emission. The 1.5 GHz emission is strongly dominated by the coherent auroral radio emission. The main observing features of the auroral radio emission from HD 142301, phase location of the pulses and circular polarization sense transition, have been simulated by using the three-dimensional model to study the visibility of the stellar auroral pulses radiated

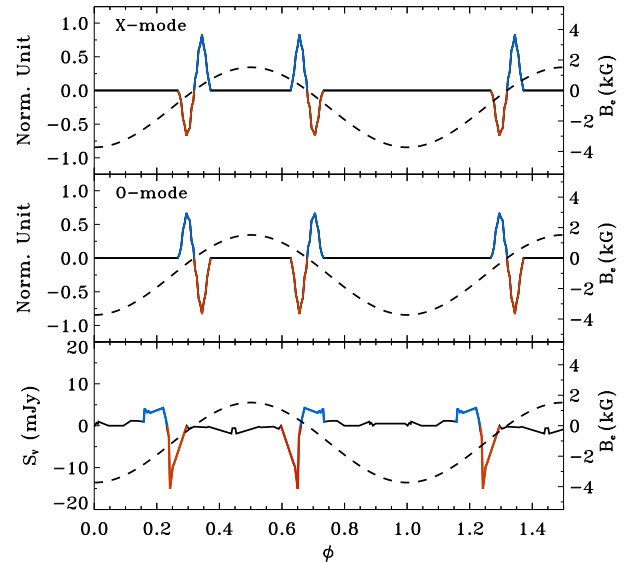


Figure 4. Top and middle panels, simulated HD 142301 auroral radio emission for the X- and O-mode. Bottom panel, observed light curve of the HD 142301 auroral emission. The effective magnetic field curve (dashed line), performed by using the ORM geometry of HD 142301, is superimposed to the simulated and observed light curves of the auroral emission.

from a thin auroral cavity (Leto et al. 2016). This model has wide application. It can be used to simulate the auroral radio emission from a dipole shaped stellar magnetosphere in general. In fact, this model was also applied to study the auroral pulses from the UCD TVLM 513-46546 (Leto et al. 2017b).

In the framework of the adopted model, the beam pattern of the ECM amplified radiation is assumed strongly anisotropic. The auroral emission is radiated in direction almost perpendicular to the local magnetic field vector and constrained in the plane tangent to the auroral ring (within a narrow beaming angle). Due to refraction effects, the ray path of the auroral radiation is upward deviated.

To simulate the features of the HD 142301 auroral emission, the ORM geometry outlined in Section 2 was adopted. The model free parameters able to control the auroral beam pattern were widely varied. The fine tuning of these parameters is beyond the scope of this paper; we report only that, when the model parameters make the simulated auroral emission from HD 142301 detectable, the main features of the simulated auroral pulses remain unchanged. In Fig. 4 two representative simulated auroral light curves are displayed. Top panel of Fig. 4 refers to RCP polarized auroral emission from the northern hemisphere and LCP from the southern, in this case the favoured magneto-ionic mode amplified by the ECM mechanism is the X-mode. The middle panel refers to the opposite case, in accord with the O-mode auroral emission. For comparison, in the bottom panel of Fig. 4 the observed HD 142301 auroral emission is pictured again.

Looking at Fig. 4 it is clear that the sequence of the circular polarization helicity inversion is in accord with the observations when the left-handed circularly polarized emission arises from the north hemisphere and, vice versa, the right hand from the southern. The behaviour of the HD 142301 radio emission observed at 1.5 GHz is compatible with O-mode auroral emission. This has implications on the unstable electron distribution driving the ECM (loss-cone versus horseshoe). In fact, a pure horseshoe-driven ECM is able to produce only X-mode auroral emission (Ergun et al. 2000), not compatible with the observed helicity of the HD 142301

pulses. Whereas, the loss-cone driven ECM is able to amplify also the O-mode (Lee et al. 2013).

The above conclusion allows us to constrain the physical conditions of the magnetospheric regions where the ECM emission mechanism operates. Using the relationship between the plasma and the gyro-frequency that favours the O-mode amplification (Melrose et al. 1984; Sharma & Vlahos 1984), we estimate a plasma density $N_e \approx 10^9\text{--}10^{10} \text{ cm}^{-3}$ in the regions where the ECM amplification mechanism takes place. The presence of circumstellar plasma located in the deep magnetospheric layers of HD 142301 has been reported (Shore et al. 2004), similar to the case of the hot magnetic stars with an RRM (Groote & Hunger 1997; Townsend, Owocki & Groote 2005).

The absence of C-band auroral emission from HD 142301 highlights that the coherent emission has a high frequency cut-off at $\nu \approx 5 \text{ GHz}$ (see Fig. 3). This could be an indication of the inability of the high-frequency auroral radiation to escape from the magnetosphere of HD 142301. In fact, the electromagnetic waves freely propagate only if the plasma refraction index is real. In the case of wave propagation parallel to magnetic field, the refraction index for the O-mode is $n_{\text{refr}}^2 = 1 - \nu_p^2/(\nu^2 + \nu\nu_B)$ (Klein & Trotter 1984). Following the above relation, if $N_e > 5 \times 10^{11} \text{ cm}^{-3}$ the refraction index is not compatible with the 5 GHz wave propagation. The 5 GHz auroral emission originates $\approx 1 R_*$ above the HD 142301 surface, then, the possible presence of such high-density plasma will inhibit its propagation. Further, high-density plasma close to the surface prevents formation of a density-depleted cavity, necessary to develop an unstable electron energy distribution to drive the ECM. This could cause the 5 GHz amplification mechanism to fade. It is worth to note, that clouds of high-density plasma ($N_e > 10^{11}\text{--}10^{12} \text{ cm}^{-3}$) have been observed within the RRM of some early B-type stars (Grunhut et al. 2012; Rivinius et al. 2013). The 1.5 GHz auroral radiation arises from farther regions, with densities favourable for the O-mode amplification ($N_e \approx 10^9\text{--}10^{10} \text{ cm}^{-3}$). At these lower densities in the magnetosphere, the index of refraction is instead compatible with wave propagation at 1.5 GHz.

The comparison between the observed and the simulated auroral pulses allows us also to confirm the suspected non-dipolar nature of the magnetic field topology of HD 142301 as suggested by Glagolevskij (2010). For a dipole-shaped ORM, the auroral pulses coincide with the phases where the magnetic dipole axis is located in the plane of the sky (null effective magnetic field). Looking at the bottom panel of Fig. 4, it is clear that the phases where the helicity polarization reversal occurs are close, but not coinciding, with the phases where the effective magnetic field is null. Furthermore the minimum phase interval between the simulated peaks is $\Delta\phi = 0.36$, versus a longer measured phase interval ($\Delta\phi = 0.43$). This highlights that the ORM magnetic field geometry, deduced by the measurements of the effective magnetic field at the stellar surface, is only as a first approximation to the true field topology that dominates the magnetosphere of HD 142301.

ACKNOWLEDGEMENTS

We are grateful to the referee for the very constructive comments which helped us to improve the paper. The National Radio Astronomy Observatory is a facility of the National Science Foundation operated under cooperative agreement by Associated Universities, Inc. This work has extensively used the NASA's Astrophysics Data System, and the SIMBAD database, operated at CDS, Strasbourg, France. LMO acknowledges support by the DLR grant 50 OR 1508.

REFERENCES

- Babcock H. W., 1949, *Observatory*, 69, 191
 Babel J., Montmerle T., 1997, *A&A*, 323, 121
 Claret A., Bloemen S., 2011, *A&A*, 529, A75
 Das B., Chandra P., Wade G. A., 2018, *MNRAS*, 474, L61
 Drake S. A., Abbot D. C., Bastian T. S., Bieging J. H., Churchwell E., Dulk G., Linsky J.L., 1987, *ApJ*, 322, 902
 Ergun R. E., Carlson C. W., McFadden J. P., Delory G. T., Strangeway R. J., Pritchett P. L., 2000, *ApJ*, 538, 456
 Glagolevskij Y. V., 2010, *Astrophysics*, 53, 536
 Glebocki R., Gnacinski P., 2005, *VizieR Online Data Catalog*, III/244. ESA, SP-560, p. 571
 Groote D., Hunger K., 1997, *A&A*, 319, 250
 Grunhut J. H. et al., 2012, *MNRAS*, 419, 1610
 Hallinan G. et al., 2007, *ApJ*, 663, L25
 Hallinan G. et al., 2015, *Nature*, 523, 568
 Kao M. M., Hallinan G., Pineda J. S., Escala I., Burgasser A., Bourke S., Stevenson D., 2016, *ApJ*, 818, 24
 Klein K.-L., Trotter G., 1984, *A&A*, 141, 67
 Kochukov O., Bagnulo S., 2006, *A&A*, 450, 763
 Landstreet J.D., Borra E. F., Fontaine G., 1979, *MNRAS*, 188, 609
 Lee S.-Y., Yi S., Lim D., Kim H.-E., Seough J., Yoon P.H., 2013, *J. Geophys. Res. (Space Phys.)*, 118, 7036
 Lenc E., Murphy T., Lynch C. R., Kaplan D. L., Zhang S. N., 2018, *MNRAS*, 478, 2835
 Leone F., 1991, *A&A*, 252, 198
 Leone F., Lanzafame A. C., 1997, *A&A*, 320, 893
 Leone F., Umama G., 1993, *A&A*, 268, 667
 Leone F., Trigilio C., Umama G., 1994, *A&A*, 283, 908
 Leone F., Umama G., Trigilio C., 1996, *A&A*, 310, 271
 Leto P., Trigilio C., Buemi C. S., Umama G., Leone F., 2006, *A&A*, 458, 831
 Leto P., Trigilio C., Buemi C. S., Leone F., Umama G., 2012, *MNRAS*, 423, 1766
 Leto P., Trigilio C., Buemi C. S., Umama G., Ingallinera A., Cerrigone L., 2016, *MNRAS*, 459, 1159
 Leto P. et al., 2017a, *MNRAS*, 467, 2820
 Leto P., Trigilio C., Buemi C. S., Umama G., Ingallinera A., Cerrigone L., 2017b, *MNRAS*, 469, 1949
 Leto P. et al., 2018, *MNRAS*, 476, 562
 Linsky J. L., Drake S. A., Bastian S. A., 1992, *ApJ*, 393, 341
 Louarn P., Le Queau D., 1996, *P&SS*, 44, 211
 Lynch C., Mutel R. L., Güdel M., 2015, *ApJ*, 802, 106
 Melrose D. B., Dulk G. A., 1982, *ApJ*, 259, 844
 Melrose D. B., Hewitt R. G., Dulk G. A., 1984, *J. Geophys. Res.*, 89, 897
 Pineda J. S., Hallinan G., Kao M. M., 2017, *ApJ*, 846, 75
 Preston G. W., 1967, *ApJ*, 150, 547
 Reiners A., Basri G., 2010, *ApJ*, 710, 924
 Rivinius Th. et al., 2013, *MNRAS*, 429, 177
 Schwarzschild M., 1950, *ApJ*, 122, 222
 Sharma R. R., Vlahos L., 1984, *ApJ*, 280, 405
 Shore N., Bohlender D. A., Bolton C. T., North P., Hill G. M., 2004, *A&A*, 421, 203
 Stibbs D.W.N., 1950, *MNRAS*, 110, 395
 Townsend R.H.D., Owocki S. P., 2005, *MNRAS*, 357, 251
 Townsend R.H.D., Owocki S. P., Groote D., 2005, *ApJ*, 630, 81
 Treumann R. A., 2006, *A&AR*, 13, 229
 Trigilio C., Leto P., Leone F., Umama G., Buemi C., 2000, *A&A*, 362, 281
 Trigilio C., Leto P., Umama G., Leone F., Buemi C. S., 2004, *A&A*, 418, 593
 Trigilio C., Leto P., Umama G., Buemi C. S., Leone F., 2011, *ApJ*, 739, L10
 Winglee R. M., Pritchett P. L., 1986, *J. Geophys. Res.*, 91, 13531
 Wu C. S., Lee L. C., 1979, *ApJ*, 230, 621
 Zarka P., 1998, *J. Geophys. Res.*, 103, 20159

This paper has been typeset from a $\text{\TeX}/\text{\LaTeX}$ file prepared by the author.