






Publication Year	2019
Acceptance in OA	2020-11-27T11:26:03Z
Title	Effects of reacceleration and source grammage on secondary cosmic rays spectra
Authors	BRESCI, VIRGINIA, AMATO, Elena, Pasquale Blasi, MORLINO, GIOVANNI
Publisher's version (DOI)	10.1093/mnras/stz1806
Handle	http://hdl.handle.net/20.500.12386/28585
Journal	MONTHLY NOTICES OF THE ROYAL ASTRONOMICAL SOCIETY
Volume	488

Effects of re-acceleration and source grammage on secondary cosmic rays spectra

V. Bresci ¹★, E. Amato ¹, P. Blasi ^{2,3} and G. Morlino¹

¹INAF-Osservatorio Astrofisico di Arcetri, Largo E. Fermi 5 – I-50125 Firenze, Italy

²Gran Sasso Science Institute, Viale F. Crispi 7 – I-67100 L’Aquila, Italy

³INFN-Laboratori Nazionali del Gran Sasso, via G. Acitelli 22, 67100 Assergi (AQ), Italy

Accepted 2019 June 27. Received 2019 May 30; in original form 2019 April 23

ABSTRACT

The ratio between secondary and primary cosmic ray (CR) particles is the main source of information about CR propagation in the Galaxy. Primary CRs are thought to be accelerated mainly in supernova remnant shocks and then released in the interstellar medium. Here, they produce secondary particles by occasional collisions with interstellar matter. As a result, the ratio between the fluxes of secondary and primary particles carries information about the amount of matter CRs have encountered during their journey from their sources to the Earth. Recent measurements by AMS-02 revealed an unexpected behaviour of two main secondary-to-primary ratios, the Boron-to-Carbon ratio and the antiproton-to-proton ratio. In this work, we discuss how such anomalies may reflect the action of two phenomena that are usually overlooked, namely the fact that some fraction of secondary particles can be produced within the acceleration region, and the non-negligible probability that secondary particles encounter an accelerator (and are re-accelerated) during propagation. Both effects must be taken into account in order to correctly extract information about CR transport from secondary-to-primary ratios.

Key words: Acceleration of particles – ISM – Cosmic Rays.

1 INTRODUCTION

In cosmic ray (CR) physics, it is customary to classify particles based on whether they become energetic particles by direct acceleration of the interstellar plasma in CR sources, or they are born as energetic particles, in the interaction of CRs with interstellar plasma: the former are termed primary particles, while the latter are termed secondary. The ratio of secondary to primary fluxes has then a crucial role in our understanding of the physical processes at work during the propagation of CRs from their sources to the Earth. Indeed, it provides a direct estimate of the so-called grammage, namely the quantity of matter traversed by CRs in their journey through the Galaxy. Secondary to primary ratios at high enough energy are expected to be proportional to such grammage, which in turn is a decreasing function of energy per nucleon E_k since it is proportional to $1/D(E_k) \sim E_k^{-\delta}$, where $D(E_k)$ is the CR diffusion coefficient in the Galaxy.

Several spectral features that have emerged from recent observations carried out by PAMELA and AMS-02 appear to be in tension with this standard picture. The detection of breaks in the spectra of primary elements is best explained as a consequence

of a change in the energy dependence of the diffusion coefficient (Blasi, Amato & Serpico 2012; Tomassetti 2012; Aloisio & Blasi 2013; Gèrolini et al. 2017) rather than to proximity effects of some sources (Thoudam & Hörandel 2012), effects of re-acceleration by weak shocks (Thoudam & Hörandel 2014), or other subtle features of the acceleration process (Ptuskin, Zirakashvili & Seo 2013). This is also confirmed by the recent measurement of the B/C ratio (Aguilar et al. 2018a) that shows a hardening at high energy. Even taking into account such slower dependence of $D(E_k)$ on E_k above $\sim 300 \text{ GeV n}^{-1}$, some anomalous behaviours seem to persist: the \bar{p}/p ratio is almost constant (Aguilar et al. 2016) with energy, and the same is true for the e^+/p ratio (Accardo et al. 2014). The latter is clearly related to the well-known issue of the rising positron fraction, which, however, is accommodated once the production of positrons in mature pulsars and bow shock nebulae is taken into account (Hooper, Blasi & Serpico 2009; Blasi & Amato 2011).

Nevertheless, the rather odd similarity between the positron, antiproton, and proton spectra at the Earth has stimulated much discussion on radically new views of CR transport in the Galaxy (Katz et al. 2010; Blum, Katz & Waxman 2013; Lipari 2017). In these models, the basic issue under debate is whether the B/C ratio can really be considered as a reliable indicator of the grammage traversed by CRs while propagating on Galactic scales.

* E-mail: bresci@arcetri.astro.it

In principle some of the grammage could be accumulated in near-source regions and this would affect profoundly the general picture. For instance, Cowsik & Burch (2010) postulated the existence of dense cocoons around sources of CRs, where grammage is accumulated in an energy-dependent manner, before escape into the Galaxy, where the grammage is assumed to be energy independent. Cowsik & Burch (2010) discussed how this would explain the flat \bar{p}/p and e^+/p ratios, while leaving the low-energy B/C ratio unchanged. At $E_k \gtrsim 100 \text{ GeV n}^{-1}$, a flattening of the B/C should be observed.

The issue of the physical interpretation of such cocoons remains open and is probably the most pressing problem encountered by this class of models (in addition to requiring steep injection spectra of protons, different source spectra for nuclei and leptons, and negligible energy losses for electrons and positrons (Katz et al. 2010; Blum et al. 2013; Lipari 2017). To our knowledge, the only possibility to realize the cocoons in nature is the onset of non-linear CR propagation effects. Prolonged confinement of CR particles in the source vicinity because of the self-generation of waves (Malkov et al. 2013; D’Angelo, Amato & Blasi 2016; Nava et al. 2016, 2019) can provide the necessary physical grounds, but whether the accumulated grammage is large enough to be important strongly depends on the ionization level of the local interstellar medium (ISM) surrounding the source. In any case, if a non-negligible fraction of the grammage is accumulated within small regions of space, these regions could make a prominent contribution to the diffuse gamma-ray emission (D’Angelo et al. 2018).

We believe that these novel approaches to CR transport are very interesting, and the role of non-linear effects near sources deserves a better understanding. On the other hand, it is also important to assess in a clear way whether the standard theory includes all the relevant contributions, so as to make sure that there is indeed a problem in describing the data. Here, we concentrated on two such effects, which are typically ignored in the calculation of the secondary-to-primary ratios and that become important when looking for subtle effects: (1) shock re-acceleration of secondary CRs at random encounters of a particle with a supernova (SN) shock, and (2) spallation reactions that take place while primary particles are still within the acceleration region (source grammage).

In what follows, we shall assume that the positron fraction is well described once the contribution of positrons from mature pulsars is included (Hooper et al. 2009; Blasi & Amato 2011). We recall that such models cannot account for antiprotons, hence the flat dependence of the \bar{p}/p ratio requires an explanation.

The importance of the first phenomenon depends on the probability that, during propagation, a CR encounters a particle accelerating shock: if this happens, the CR particle, being supra-thermal, will be automatically injected in the acceleration process. As discussed by Blasi (2017), particle spectra that are harder than what the shock would provide are left unaltered in shape by this process, and simply enhanced in terms of normalization. On the other hand, softer spectra than the shock would produce are flattened in slope, towards what the shock would provide. Secondary spectra, steeper at injection than those of primaries according to the standard paradigm, are clearly expected to be more affected by such a phenomenon, which can then partly account for the anomalies in the ratios.

The second effect, namely the grammage accumulated by CR particles while still within their sources, was considered by Aloisio & Blasi (2013), who showed that its inclusion in the computation of the propagated spectrum allows one to better reproduce the B/C data both at high (TeV) and low energies (Cummings et al. 2016).

In this work, we take into account this phenomenon through a more accurate and self-consistent treatment, showing that it is especially important for \bar{p} .

In order to describe the effects of these two phenomena, we fix the diffusion coefficient in such a way that it provides a good description of the proton spectrum with injection of a power law in momentum. As discussed above, this can be achieved either by assuming a spatially dependent diffusion coefficient (Tomassetti 2012) or by accounting for the transition from self-generated waves to a Kolmogorov-like cascading (Aloisio, Blasi & Serpico 2015). Interestingly, the effect discussed there remains valid in a more complex scenario where the structure of the magnetic halo is generated self-consistently from the advection and cascade of magnetic turbulence generated in the disc (Evoli et al. 2018b). We decided to adopt the diffusion coefficient provided by the calculations of Aloisio et al. (2015). This procedure is not completely self-consistent since in non-linear models the spectra of particles determine the diffusion coefficient and vice versa. However, since the main contributors to these non-linearities are protons and He nuclei, in practice the decision of adopting the diffusion coefficient of Aloisio et al. (2015) is justified based on the fact that the fit to the spectra of H and He observed by AMS-02 is common to that approach and the current one.

We show that the inclusion of these two phenomena allows one to explain both the B/C and \bar{p}/p ratio satisfactorily within a *quasi*-standard description of CR acceleration and propagation, provided primary He nuclei are injected in the Galaxy with a slightly flatter spectrum with respect to both protons and heavier nuclei.

More specifically, we assume that protons are injected with a (rigidity) spectrum $\propto R^{-4.2}$ and He nuclei $\propto R^{-4.12}$, while the injected spectrum of CNO nuclei is $\propto R^{-4.18}$, hence with a slope that is in between that of p and He . Given these assumptions, we show that the combination of re-acceleration and grammage at the source allows to reasonably reproduce the spectra of p , He , B , Li , C , N , O , and \bar{p} .

It is worth noticing that re-acceleration at extremely weak supernova remnant (SNR) shocks (Mach number $\simeq 1.7$) was previously proposed as a possible explanation of the spectral hardening of primary CRs at $\sim 300 \text{ GV}$ (Thoudam & Hörandel 2014). In such model, re-acceleration would be dominant in determining the flux of primary nuclei at low energies because of the very steep spectrum of particles accelerated at weak shocks. The model required, however, high CR acceleration efficiency and maximum energy $E_{\text{max}} \gtrsim 1 \text{ TeV}$ that are unlikely conditions to occur at low Mach number shocks. In fact, there are solid arguments suggesting that acceleration does not even take place for shocks with Mach number $\lesssim 2.25$ (Ryu, Kang & Ha 2019).

The paper is organized as follows: in Section 2, we describe the re-acceleration phenomenon at a shock front; in Section 3 we introduce re-acceleration in the propagation of CRs solving the transport equation first for primary and then for secondary particles, making clear for each of them the source term (Section 4); in Section 5 we compare the results of our calculations of the fluxes of primary and secondary particles with available data; and finally, we draw our conclusions in Section 6.

2 PARTICLE DISTRIBUTION FUNCTION AT THE SHOCK INCLUDING RE-ACCELERATION

The particle distribution function at a shock that is accelerating both freshly injected and pre-existing particles can be worked out

by solving the advection–diffusion equation:

$$\frac{\partial}{\partial z} \left[D(p) \frac{\partial f(z, p)}{\partial z} \right] - u \frac{\partial f(z, p)}{\partial z} + \frac{1}{3} \left(\frac{du}{dz} \right) p \frac{\partial f(z, p)}{\partial p} + Q(z, p) = 0, \quad (1)$$

where $f(z, p)$ is the distribution function of accelerated particles at position z and momentum p , $D(p)$ is the diffusion coefficient (assumed to be independent of z for simplicity), and u is the velocity of the fluid upstream and downstream of the shock surface, assumed to be 1D. The term $Q(z, p)$ represents the injection of fresh particles in the acceleration process and, setting the shock position as $z = 0$, we can write it as

$$Q(z, p) = \eta \frac{n_1 u_1}{4\pi p_{\text{inj}}^2} \delta(p - p_{\text{inj}}) \delta(z), \quad (2)$$

where n_1 and u_1 indicate the density and the velocity of the fluid upstream of the shock, η is the fraction of the incoming particle flux injected at the shock, and we assume that particles are all injected at the same momentum p_{inj} . A non-linear theory of particle re-acceleration was developed by Blasi (2004).

If non-linear effects inducing the formation of a precursor upstream are neglected, the 1D stationary equation (equation 1) contains the main physical ingredients of the problem of acceleration and diffusion at the shock surface. The particle distribution function at the shock can be found by integrating equation (1) around the shock front and in the upstream, as illustrated, e.g. by Blasi (2017) and references therein. One finds

$$f_0(p) = s \frac{\eta n_1}{4\pi p_{\text{inj}}^3} \left(\frac{p}{p_{\text{inj}}} \right)^{-s} + s \int_{p_0}^p \frac{dp'}{p'} \left(\frac{p'}{p} \right)^s g(p'), \quad (3)$$

where $g(p) = f(-\infty, p)$ is the distribution function of pre-existing particles, called *seeds* hereafter, and $s = 3r_{\text{gas}}/(r_{\text{gas}} - 1)$ with $r_{\text{gas}} = u_1/u_2$ the compression factor of the shock, which approaches 4 in the case of strong shocks. As long as the minimum momentum of seed particles, p_0 , is low enough (below $\sim \text{GeV}$) to make the integral term in equation (3) dominated by the upper limit, its choice has no practical implications and might differ from p_{inj} . Whenever the spectra of seed primary or secondary nuclei are steeper than p^{-s} (i.e. $\sim p^{-4}$ for strong shocks), the re-acceleration term returns a contribution that asymptotically approaches $\sim p^{-s}$. This is always the case in the Galaxy, at least at $E_k > 10 \text{ GeV n}^{-1}$, due to the diffusive propagation that steepens the injection spectra. As a result, in the case of primary nuclei, one expects that taking into account the effect of re-acceleration will only change the normalization of the spectrum, while leaving the slope unaltered, and ultimately lead to a (slightly) revised estimate of the particle injection rate. On the other hand, in the case of secondary nuclei, the expectation is that re-acceleration will lead to a flattening of the spectrum with respect to the case in which its effects are not included.

On Galactic scales, the importance of this effect is modulated by the probability that a secondary product, such as a boron nucleus or an antiproton, encounters one or more shocks before escaping the Galaxy. We deal with this problem in Section 3.

3 CR TRANSPORT IN THE GALAXY

We assume that interactions between CRs and interstellar gas only occur within the Galactic disc, of infinitesimal thickness h_d . Then, the transport equation for the distribution function $F_\alpha(z, p)$ of each species α , in the direction perpendicular to the Galactic disc, z , can

be written as

$$\begin{aligned} & -\frac{\partial}{\partial z} \left[D_\alpha(p) \frac{\partial F_\alpha}{\partial z} \right] + v_A \frac{\partial F_\alpha}{\partial z} + 2h_d n_d v_\alpha \sigma_\alpha F_\alpha \delta(z) \\ & - \frac{2}{3} v_A p \frac{\partial F_\alpha}{\partial p} \delta(z) + 2h_d \delta(z) \frac{1}{p^2} \frac{\partial}{\partial p} \left[p^2 \left(\frac{dp}{dt} \right)_{\text{ion}, \alpha} F_\alpha \right] \\ & = \left[Q_{\text{prim}, \alpha}(p) + Q_{\text{reacc}, \alpha}(p) + Q_{\text{sec}, \alpha}(p') \left(\frac{p'}{p} \right)^2 \frac{dp'}{dp} \right] \delta(z). \quad (4) \end{aligned}$$

Let us describe the various terms. The first term in equation (4) represents particle diffusion due to magnetic perturbations. The second term is the advection due to Alfvén waves, whose speed depends on the strength of the magnetic field and on the gas density in the halo, i.e. $v_A = B_0 / \sqrt{4\pi m_p n_i}$. We introduced this term with a scenario in mind in which waves are generated by CRs themselves. In standard CR transport theory, this term is often set to zero because it is assumed that the net wave velocity vanishes. This is the case if exactly the same number of waves are generated in all directions, which is not the case if the waves are self-excited. The remaining contributions on the LHS describe energy losses: fragmentation, adiabatic, and ionization losses, respectively. Spallation reactions, with cross-section σ_α , lead a nucleus to fragment in lighter elements. These are assumed to occur only in the disc since the density of the embedded gas (n_d) is there much larger than in the halo, where, however, CRs spend more time. This assumption is justified provided $n_d h/H \ll n_H$, where H is the half-thickness of the halo and n_H is the halo density.

As far as adiabatic losses are concerned, the expression in equation (4) reflects our assumption that the advection velocity is constant in z except for a sign inversion above and below the disc. On the RHS, we have introduced three different source terms: $Q_{\text{prim}, \alpha}$, accounting for acceleration of primaries of species α from the thermal pool; $Q_{\text{reacc}, \alpha}$ accounting for shock re-acceleration of both primaries and secondaries; $Q_{\text{sec}, \alpha} = Q_{\text{src}, \alpha} + Q_{\text{Gal}, \alpha}$ accounting for the production of secondaries by the spallation reactions of primaries, occurring both within the sources and during propagation through the Galactic disc, respectively. The expression adopted for the latter term clarifies that a nucleus α with momentum p generally results from the spallation of a nucleus α' with momentum p' . The different contributions will be discussed in detail in the following sections.

The quantity that CR experiments usually measure is the particle flux per unit kinetic energy per nucleon, $I_\alpha(z, E_k)$. Equation (4) can be rewritten in terms of $I_\alpha(z, E_k)$, remembering that $p = A_\alpha \sqrt{E_k^2 + 2m_p c^2 E_k}$, with A_α the mass number of nuclei of species α , and $I_\alpha(z, E_k) dE_k = v_\alpha(p) F_\alpha(z, p) p^2 dp$. From the latter condition, we derive

$$I_\alpha(z, E_k) = A_\alpha p^2 F_\alpha(z, p), \quad (5)$$

so that multiplying equation (4) by $A_\alpha p^2$, one obtains

$$\begin{aligned} & -\frac{\partial}{\partial z} \left[D_\alpha \frac{\partial I_\alpha}{\partial z} \right] + v_A \frac{\partial I_\alpha}{\partial z} + 2h_d n_d v_\alpha \sigma_\alpha I_\alpha \delta(z) \\ & - \frac{2}{3} v_A \left[\frac{\partial(p I_\alpha)}{\partial p} - 3I_\alpha \right] \delta(z) + 2h_d \delta(z) \frac{\partial}{\partial p} \left[\left(\frac{dp}{dt} \right)_{\text{ion}, \alpha} I_\alpha \right] \\ & = Q_{\text{src}} \delta(z), \quad (6) \end{aligned}$$

where we have used the conservation of the particle Lorentz factor in spallation reactions, $p' = A_{\alpha'} p / A_\alpha$; we have rewritten the adiabatic

losses through

$$\frac{2}{3}v_A A_\alpha p^3 \frac{\partial F_\alpha}{\partial p} = \frac{2}{3}v_A \left[\frac{\partial}{\partial p}(pI_\alpha) - 3I_\alpha \right]; \quad (7)$$

we have used the relation $dp/dE_k = A_\alpha/v_\alpha$ to rewrite ionization losses; and we have defined

$$\begin{aligned} Q_{\text{src}}(p) = & (Q_{\text{prim},\alpha}(p) + Q_{\text{reacc},\alpha}(p)) A_\alpha p^2 \\ & + Q_{\text{sec},\alpha}(p') A_\alpha p'^2 \frac{dp'}{dp}. \end{aligned} \quad (8)$$

Assuming that all particles escape from the Galaxy at a height H above and below the Galactic disc (such that $I_\alpha(\pm H, p) = 0$), the solution of equation (6) in the region $z > 0$ reads

$$I_\alpha(z, E_k) = I_{\alpha,0}(E_k) \frac{1 - \exp[-v_A(H-z)/D_\alpha]}{1 - \exp(-v_A H/D_\alpha)}, \quad (9)$$

being $I_{\alpha,0}(E_k) \equiv I_\alpha(z=0, E_k)$. Integrating equation (6) between $z=0^-$ and $z=0^+$, with account of the fact that $(\partial I_\alpha/\partial z)_{0^-} = -(\partial I_\alpha/\partial z)_{0^+}$, one finds

$$\begin{aligned} -2D_\alpha \left(\frac{\partial I_\alpha}{\partial z} \right)_{z=0} + 2h_d n_d v_\alpha \sigma_\alpha I_{\alpha,0} + 2v_A I_{\alpha,0} - \frac{2}{3}v_A \frac{\partial(pI_{\alpha,0})}{\partial p} \\ + 2h_d \frac{\partial}{\partial p} \left[\frac{A_\alpha}{v_\alpha} \left(\frac{dE_k}{dt} \right)_{\text{ion},\alpha} I_{\alpha,0} \right] = Q_{\text{src}}(p). \end{aligned} \quad (10)$$

We now define the grammage for nuclei of type α :

$$X_\alpha = \frac{h_d n_d m v_\alpha}{v_A} (1 - \exp[-v_A H/D_\alpha]). \quad (11)$$

This represents the quantity of matter traversed by a CR. If the ISM is made by 85 per cent of Hydrogen and 15 per cent of Helium, the average mass of gas particles is $m = 1.4m_p$.

We then introduce the rate of adiabatic energy losses per unit grammage as (see e.g. Aloisio & Blasi 2013)

$$\left(\frac{dE_k}{dX} \right)_{\text{Adv}} = -\frac{2}{3} \frac{v_A}{2h_d n_d m} p = -\frac{2}{3} \frac{v_A}{2h_d n_d m c} \sqrt{E_k^2 + 2m_p c^2 E_k}, \quad (12)$$

and the energy loss rate of an ion of charge Z_α due to ionization of neutral atoms (only H and He are included) with ionization potential \tilde{I}_s :

$$\begin{aligned} \left(\frac{dE_k}{dX} \right)_{\text{ion},\alpha} = \frac{1}{n_d m v_\alpha} \left(\frac{dE_k}{dt} \right)_{\text{ion},\alpha} = \frac{1}{n_d m v_\alpha A_\alpha} \left(\frac{dE}{dt} \right)_{\text{ion},\alpha} \\ = -\frac{2\pi r_e^2 c m_e c^2 Z_\alpha^2}{n_d m v_\alpha A_\alpha} \frac{1}{\beta} \sum_{n_s=H,He} n_s \left[\ln \frac{(2m_e c^2 \beta^2 \gamma^2)^2}{\tilde{I}_s^2 (1 + \frac{2\gamma m_e}{m_p})} - 2\beta^2 \right]. \end{aligned} \quad (13)$$

Following Strong & Moskalenko (1998), in the above expression we have neglected both the shell correction and the correction term for large Z or small β . Using these expressions, and recalling that $v_\alpha dp = A_\alpha dE_k$, we can rewrite equation (10) as

$$I_{\alpha,0} \left(\frac{1}{X_\alpha} + \frac{\sigma_\alpha}{m} \right) + \frac{d}{dE_k} \left\{ \left[\left(\frac{dE_k}{dX} \right)_{\text{Adv}} + \left(\frac{dE_k}{dX} \right)_{\text{ion},\alpha} \right] I_{\alpha,0} \right\} = Q'_{\text{src}}$$

and finally recast it as

$$\Lambda_{1,\alpha}(E_k) I_{\alpha,0}(E_k) + \Lambda_{2,\alpha}(E_k) \partial_{E_k} I_{\alpha,0}(E_k) = Q'_{\text{src}}. \quad (14)$$

Imposing the boundary condition $I_{\alpha,0}(E_k \rightarrow +\infty) = 0$, the solution of equation (14) reads

$$\begin{aligned} I_{\alpha,0}(E_k) = & \int_{E_k}^{\infty} dE'_k \frac{Q'_{\text{src}}(E'_k)}{|\Lambda_{2,\alpha}(E'_k)|} \\ & \times \exp \left[- \int_{E_k}^{E'_k} dE''_k \frac{\Lambda_{1,\alpha}(E''_k)}{|\Lambda_{2,\alpha}(E''_k)|} \right]. \end{aligned} \quad (15)$$

The source term, Q'_{src} , will have a different form depending on whether one is dealing with primaries or secondaries, as discussed in the next section.

4 SOURCE TERMS FOR DIFFERENT SPECIES

4.1 Re-acceleration term

Under the assumption that CRs are re-energized homogeneously in the Galactic disc, through crossing of SN shocks, the re-acceleration term (second term on the RHS of equation 3) can be written as

$$A_\alpha p^2 Q_{\text{reacc},\alpha}(p) = s \frac{V_{\text{SN}} \mathcal{R}_{\text{SN}}}{\pi R_d^2} \int_{p_0}^p \left(\frac{p'}{p} \right)^{s-2} I_{\alpha,0}(E'_k) \frac{dp'}{p'}, \quad (16)$$

where \mathcal{R}_{SN} is the rate of SN explosions in the Galaxy, R_d is the radius of the Galactic disc, and V_{SN} is the volume of the remnant, as derived in detail in Section 2. Finally, the distribution function of seed particles, $I_{\alpha,0}$, is the CR flux itself, evaluated at $z=0$. As a consequence, once the re-acceleration is included the solution has to be found by iteration, e.g. following the procedure described in Blasi (2017). Since this process returns a contribution proportional to p^{-s} , exactly as direct acceleration, as far as primary spectra are concerned, its inclusion only impacts the estimate of the particle injection rate (contained in the normalization). On the other hand, it makes a fundamental difference for secondary nuclei, which, by definition, are not directly accelerated at shocks and hence lack a flat injection term.

The volume of the remnant is a key parameter of the problem. Indeed, the size of the remnant corresponds to a different age and thus to a different maximum energy achievable in the process of acceleration/re-acceleration. During the Sedov–Taylor phase, the SNR radius evolves according to

$$r_{\text{SN}}(t) = r_{\text{ST}} \left(\frac{t}{t_{\text{ST}}} \right)^{2/5}, \quad (17)$$

where r_{ST} is the radius at the beginning of the adiabatic expansion, at age t_{ST} , and we have assumed that expansion occurs in a constant density ISM. In order to estimate the effects of re-acceleration, we must compute the average volume of SNRs in our Galaxy. We introduce the probability distribution $P(r_{\text{SN}})$, such that

$$P(r_{\text{SN}}) dr_{\text{SN}} = K_P \frac{dt(r_{\text{SN}})}{T_{\text{max}}}, \quad (18)$$

where $T_{\text{max}} \approx 3 \times 10^4$ yr is the time for which a remnant is expected to behave as an active accelerator of high-energy particles (before entering the radiative phase).

The proportionality constant K_P is obtained from the condition that $\int_{r_{\text{ST}}}^{r_{\text{Max}}} P(r_{\text{SN}}) dr_{\text{SN}} = 1$, which allows one to write the SNR distribution in radius as

$$P(r_{\text{SN}}) = \frac{5}{2r_{\text{ST}}} \left[\left(\frac{r_{\text{Max}}}{r_{\text{ST}}} \right)^{5/2} - 1 \right]^{-1} \left(\frac{r_{\text{SN}}}{r_{\text{ST}}} \right)^{3/2}. \quad (19)$$

We can then compute the volume of the average SNR in the Galaxy as

$$\bar{V}_{\text{SN}} = \int_{r_{\text{ST}}}^{r_{\text{Max}}} P(r_{\text{SN}}) \frac{4}{3} \pi r_{\text{SN}}^3 dr_{\text{SN}} = \frac{20}{33} \pi \frac{r_{\text{Max}}^{11/2} - r_{\text{ST}}^{11/2}}{r_{\text{Max}}^{5/2} - r_{\text{ST}}^{5/2}}. \quad (20)$$

Assuming $1 M_{\odot}$ of ejecta, an explosion energy $E_{\text{SN}} = 10^{51}$ erg, and an average ISM density $n_i = 1 \text{ cm}^{-3}$, the typical radius of an SNR turns out to be $\bar{r}_{\text{SN}} = (3\bar{V}_{\text{SN}}/4\pi)^{1/3} \approx 12 \text{ pc}$.

In addition to the size, the evolutionary stage of an SNR also impacts the maximum energy up to which it can accelerate particles, E_{max} . We estimate E_{max} based on the assumption that it is determined by the growth of the non-resonant streaming instability (Bell 2004; Schure & Bell 2014). One finds (Cardillo et al. 2015)

$$\ln \left(\frac{E_{\text{max}}(t)}{m_p c^2} \right) E_{\text{max}}(t) \approx \frac{\xi_{\text{CR}} \sqrt{4\pi m_p n_i} e}{5c} r_{\text{SN}}(t) v_s^2(t), \quad (21)$$

where $\xi_{\text{CR}} \approx 10$ per cent is the CR acceleration efficiency. Equation (21) can be recast in a more general form (also suitable for particle species other than protons) by introducing the particle rigidity, $\rho_{\text{max}} = p_{\text{max}}/Z$, with Z the particle atomic number. From equation (21), we find

$$\rho_{\text{max}} \approx 100Z \left(\frac{t}{t_{\text{ST}}} \right)^{-4/5} \text{TV} = 100Z \left(\frac{r_{\text{SN}}}{r_{\text{ST}}} \right)^{-2} \text{TV}. \quad (22)$$

The maximum energy would appear as a cut-off in the spectrum of re-accelerated particles. However, based on equations (20) and (21), the average Galactic remnant can provide $E_{\text{max}} \approx 5 \text{ TeV n}^{-1}$. Hence, below this energy, every SN encountered is efficient at re-energizing particles. In the energy range of our interest, namely $E < 3\text{--}5 \text{ TeV n}^{-1}$, we will then neglect the effects of the cut-off, having in mind that at higher energies it might contribute and modify the spectra.

4.2 Source grammage

Interactions of accelerated particles inside the accelerator, before they escape to become CRs, lead to the generation of secondary products. The grammage accumulated by CRs inside the sources can be estimated to be at the level of $0.1\text{--}0.2 \text{ g cm}^{-2}$ (Aloisio et al. 2015), namely rather small compared to the grammage accumulated in the Galaxy at low energies. However, at high energies, where now we finally have measurements of the B/C ratio, such correction may become appreciable. In fact, Aloisio et al. (2015) estimated that a grammage of 0.17 g cm^{-2} allows us to get a better description of the B/C ratio at $E_k \gtrsim 100 \text{ GeV n}^{-1}$.

In order to properly account for this contribution, which we refer to as source grammage, we introduce a source term for secondary nuclei that reads

$$A_{\alpha'} p^2 Q_{\text{src},\alpha}(p') = \sum_{\alpha' > \alpha} 2h_d v_{\alpha'}(E_k) \sigma_{\alpha'\alpha}(E_k) n_{\text{src}} N_{\text{src},\alpha'}(p') p'^2 A_{\alpha'}, \quad (23)$$

where $n_{\text{src}} \approx 4n_d$ is the density of the gas located inside the source, $\sigma_{\alpha'\alpha}$ is the cross-section for spallation of the bullet nucleus α' , and $N_{\text{src},\alpha'}$ is the density of particles of species α' within the source. For the latter term, one can write

$$N_{\text{src},\alpha'}(p') = f_{0,\alpha}(p') \frac{\bar{V}_{\text{SN}}}{2\pi R_d^2 h_d} T_{\text{SN}} \mathcal{R}_{\text{SN}}, \quad (24)$$

with $f_{0,\alpha}(p)$ connected to the distribution function of accelerated primary CRs as given in equation (3). Restricting our calculations

to TeV energies, particles are confined within the acceleration region for a time T_{SN} , which is at least equal to the duration of the phase for which the remnant is an efficient accelerator. The latter stage is usually assumed to coincide with the Sedov–Taylor expansion phase, which ends at T_{max} , when the remnant becomes radiative. Without considering non-linear effects, which eventually extend the time for which CRs are trapped in the vicinity of their sources, we assumed $T_{\text{SN}} = T_{\text{max}}$.

Following what just discussed, we include the source term resulting from production within sources also for antiprotons. Antiprotons are secondary particles as well, but rather than from spallation reactions they result from inelastic interactions. The main channel of \bar{p} production is p–p scattering, but non-negligible contributions also come from p–He, He–p, and He–He reactions (see Korsmeier, Donato & Di Mauro 2018, for further details). Including all the mentioned interactions results in

$$p'^2 Q_{\text{src},\bar{p}} = \sum_{\alpha' = p, \text{He}} \sum_{j = p, \text{He}} 2h_d v_{\bar{p}} n_{\text{src},j} \times \int_{E_{\text{th}}}^{+\infty} dE_{k,\alpha'} \frac{d\sigma_{\alpha',j}}{dE_{k,\bar{p}}} A_{\alpha'} p'^2 N_{\text{src},\alpha'}(p'). \quad (25)$$

4.3 Standard terms

4.3.1 Purely primary nuclei: $p, {}^4\text{He}, \text{O}$

Protons, Oxygen, and ${}^4\text{He}$ can be considered as purely primary nuclei in the sense that the contribution of the spallation of heavier elements to their flux is completely negligible. The source term appearing in equation (8) then reads

$$A_{\alpha} p^2 [Q_{\text{prim},\alpha}(p) + Q_{\text{reacc},\alpha}(p)] = A_{\alpha} p^2 f_0(p) \frac{V_{\text{SN}} \mathcal{R}_{\text{SN}}}{\pi R_d^2} = s \frac{V_{\text{SN}} \mathcal{R}_{\text{SN}}}{\pi R_d^2} \left[K_{\alpha} A_{\alpha} \left(\frac{p}{p_{\text{inj}}} \right)^{2-s} + \int_{p_0}^p \left(\frac{p'}{p} \right)^{s-2} I_{\alpha,0}(E'_k) \frac{dp'}{p'} \right], \quad (26)$$

where $K_{\alpha} = \eta n_d / (4\pi p_{\text{inj}})$ is a constant normalized to the observed flux. Although the contribution to the spectral shape of primary nuclei as due to re-acceleration is negligible, for completeness we retain the contribution of re-acceleration also for primaries.

4.3.2 Mixed origin nuclei: C, N

Primary nuclei as Carbon and Nitrogen are directly injected in the ISM by SN explosions but a non-negligible fraction derives from heavier nuclei through spallation reactions. As secondary products, Nitrogen is predominantly created by fragmentation of Oxygen, while Carbon derives mainly from Oxygen and Nitrogen itself. The source terms related to spallation reactions occurring during the propagation in the Galaxy are written as

$$A_N p^2 Q_{\text{Gal},N}(p') \frac{dp'}{dp} = A_N p^2 Q_{\text{Gal},N}(p') \frac{A_{\alpha'}}{A_N} = p'^2 2h_d n_d v_{\alpha'} \sigma_{\alpha'N} F_{0,\alpha'}(p) A_{\alpha'} = 2h_d n_d v_{\text{O}} \sigma_{\text{ON}}(E_k) I_{0,\text{O}}(E_k) \quad (27)$$

$$A_C p^2 Q_{\text{Gal},C}(p') \frac{dp'}{dp} = \sum_{\alpha' = \text{O}, \text{N}} A_C p'^2 Q_{\text{Gal},C}(p') \frac{A_{\alpha'}}{A_C} = 2h_d n_d [v_{\text{O}} \sigma_{\text{OC}}(E_k) I_{0,\text{O}}(E_k) + v_{\text{N}} \sigma_{\text{NC}}(E_k) I_{0,\text{N}}(E_k)]. \quad (28)$$

For these nuclei, the RHS of equation (6) is overall the sum of the injection and re-acceleration term discussed in the previous section and the contributions above.

4.3.3 Purely secondary nuclei: \bar{p} , ${}^3\text{He}$, B, Li

Secondary CRs such as \bar{p} , ${}^3\text{He}$, B, and Li only originate from interactions involving primaries and may be re-accelerated through occasional crossings of SN shocks. As a consequence, the source term Q_{src} for these species contains the re-acceleration term and the grammage accumulated by primaries inside the accelerator, as derived in the dedicated Sections 4.1 and 4.2, respectively, plus the standard production from interactions within the Galaxy that, for Boron, Helium and antiprotons, reads as

$$A_B p'^2 Q_{\text{Gal},B}(p') \frac{dp'}{dp} = 2h_d n_d \sum_{\alpha'=C,N,O} v_{\alpha'} \sigma_{\alpha'B}(E_k) I_{0,\alpha'}(E_k), \quad (29)$$

$$A_{{}^3\text{He}} p'^2 Q_{\text{Gal},{}^3\text{He}}(p') \frac{dp'}{dp} = 2h_d n_d v_{\text{He}} \sigma_{\text{He}{}^3\text{He}}(E_k) I_{0,\text{He}}(E_k), \quad (30)$$

$$p'^2 Q_{\text{Gal},\bar{p}} = \sum_{\alpha'=p,\text{He}} \sum_{j=p,\text{He}} 2h_d v_{\bar{p}} n_{d,j} \int_{E_{\text{th}}}^{+\infty} dE'_{k,\alpha'} I_{\alpha',0} \frac{d\sigma_{\alpha',j}}{dE_{k,\bar{p}}}. \quad (31)$$

Notice that the corresponding term for Li is identical to equation (29) but requires an additional contribution resulting from the spallation of B, namely $v_B \sigma_{B\text{Li}}(E_k) I_{0,B}(E_k)$. B and Li nuclei are mainly produced by primary C, N, O, but a small contribution also comes from spallation of Ne, Mg, and Si that can be evaluated as an additional flux of 10 per cent for B and 17 per cent for Li (see Evoli et al. 2018a; fig. 7). Moreover, a relevant contribution results from intermediate short-lived nuclei and can account for up to a few tens per cent to the B source term (see Evoli et al. 2018a, for further details). Concerning the total Helium flux and antiprotons, the contribution from ${}^3\text{He}$ is added to the primary ${}^4\text{He}$ since AMS-02 cannot distinguish among the two, and we have considered for \bar{p} -production solely the channels that involve p , ${}^4\text{He}$, ${}^3\text{He}$, as before.

5 RESULTS

In this section, we illustrate the main results of our calculations. CR fluxes are evaluated using equation (15) with specific injection and source terms depending on the species, as explained in Section 4. Concerning the total spallation cross-section we used the following empirical formula, valid for Lithium and heavier elements:

$$\sigma_{\alpha} = 45 A_{\alpha}^{0.7} [1 + 0.016 \sin(5.3 - 2.63 \ln A_{\alpha})] \times [1 - 0.62 e^{-E_k/200} \sin(10.9 E_k^{-0.28})] \text{ mb}, \quad (32)$$

where the kinetic energy per nucleon, E_k , is expressed in MeV. An overall multiplicative factor of 0.8 must be used for Helium nuclei (Letaw, Silberberg & Tsao 1983). The cross-sections for secondary production are taken from Evoli et al. (2018a), Evoli, Aloisio & Blasi (2019), where a detailed description, including decay chains, has been developed by fitting empirical or semi-empirical existing functional forms to large samples of measurements from 100 MeV to 100 GeV. For B production, the contribution from intermediate short-lived nuclei is estimated to be around ~ 35 per cent (see again fig. 7, Evoli et al. 2018a). As a consequence, the latter cannot be neglected and it is directly accounted for in the cross-sections for B-production from C, N, O nuclei.

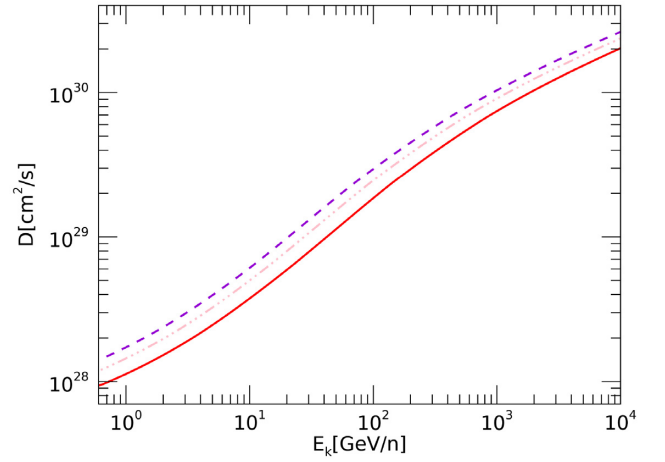


Figure 1. Diffusion coefficient derived by calculations of Aloisio et al. (2015) plotted against kinetic energy per nucleon. The dark violet dashed line, the pink dot-dashed one, and the red continue curve represent the diffusion coefficient of nuclei with $A/Z \sim 2$, ${}^3\text{He}$, and protons, respectively.

The cross-sections for antiproton production are instead taken from the tables in the supplemental material of Korsmeier et al. (2018). In particular we considered the following interactions: p - p , p - ${}^4\text{He}$, ${}^4\text{He}$ - p , ${}^4\text{He}$ - ${}^4\text{He}$, ${}^3\text{He}$ - p , and ${}^3\text{He}$ - ${}^4\text{He}$, where the first element refers to the CR nuclei and the second to the ISM component. It is worth stressing that those cross-sections have a dependence on energy stronger than the spallation cross-sections in equation (32), which are instead roughly constant above $\sim 1 \text{ GeV n}^{-1}$.

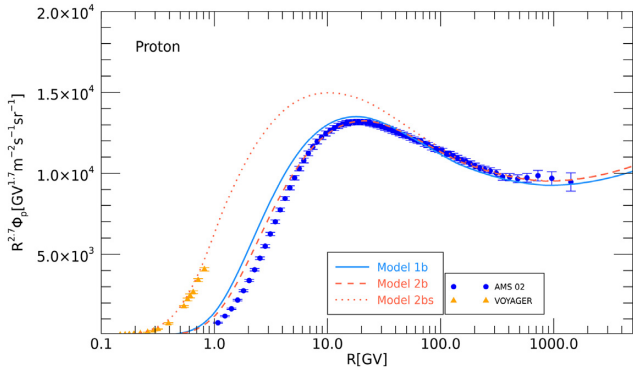
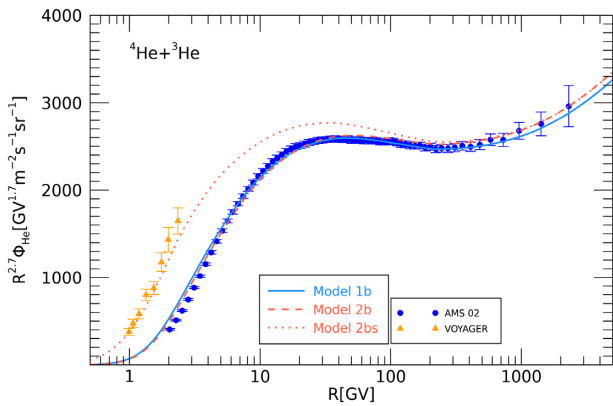
As discussed above, in order to illustrate more effectively the role of re-acceleration and source grammage, we decided to fix the diffusion coefficient to the one derived through the non-linear calculations of Aloisio et al. (2015), where two contributions were taken into account: (i) the Kolmogorov cascade of the large-scale turbulence injected by (presumably) the same SNRs and (ii) the self-generated turbulence produced by the streaming of CRs. While the former is relevant to scatter the highest energy CRs, the latter is more important at lower energies (see Fig. 1). A self-consistent calculation shows that the transition between these two regimes occurs at rigidities around a few hundred GV: for $\sim 10 \lesssim R \lesssim 300 \text{ GV}$ the slope of the diffusion coefficient is ~ 0.6 – 0.7 , while at higher energies it asymptotically tends to the Kolmogorov-like spectrum ($\sim 1/3$). As a consequence, all CR spectra will naturally show a smooth break at a rigidity $\sim 300 \text{ GV}$, as observed. Below $\sim 10 \text{ GV}$, advection becomes important, as pointed out by Aloisio et al. (2015).

Since AMS-02 cannot discriminate among isotopes of a given element, our calculations are carried out for mean atomic mass number $A_B = 10.8$ for B and $A_N = 14.5$ for N. Figs 2–8 show our main results. We carry out our calculations with and without the effect of re-acceleration (models 2 and 1, respectively). For each of the two cases, we also show the results with or without accounting for the source grammage (labelled with subscripts b and a , respectively). Table 1 summarizes all the models considered. The effect of solar modulation is accounted for by using the force-field approximation (Gleeson & Axford 1968), with a potential $\phi_{\text{sol}} = 400 \text{ MV}$. With the exception of \bar{p} , the unmodulated spectrum is also shown for the Model 2b (labelled as $2bs$) and compared with Voyager data at low energies.

In Figs 2, 4, 5, and 6, we show the spectrum of protons, Carbon, Oxygen, and Nitrogen nuclei, respectively. The best agreement with

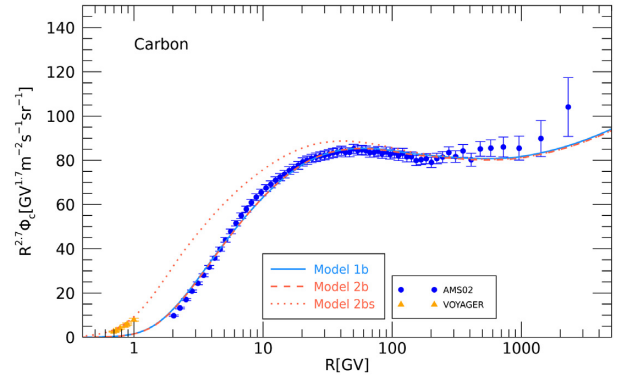
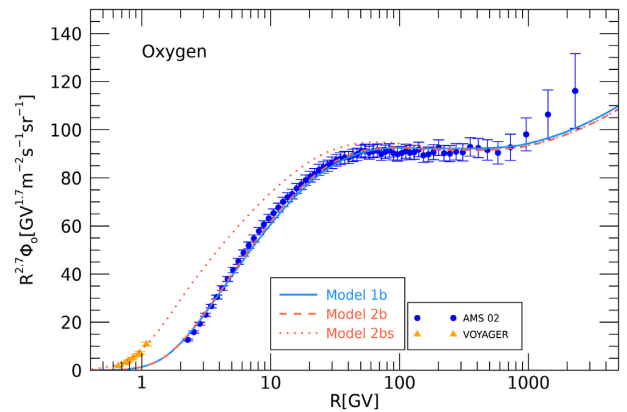
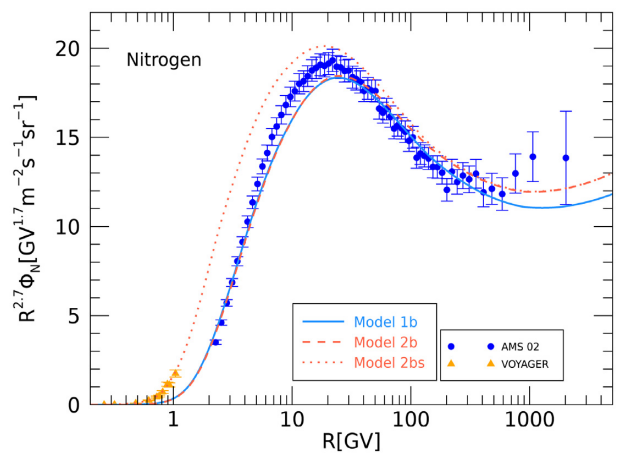
Table 1. Summary of all models considered.

Model	Reaccel.	Source gram.	Solar mod.
1a:	No	No	Yes
1b:	No	Yes	Yes
2a:	Yes	No	Yes
2b:	Yes	Yes	Yes
2bs:	Yes	Yes	No

**Figure 2.** Spectrum of Protons: The blue points are the AMS-02 data (Aguilar et al. 2015a), and the orange triangles are from Voyager (Cummings et al. 2016). The curves illustrate our results without (Model 1b) and with inclusion of re-acceleration (Model 2b). In all plots dot-dashed lines represent the latter model without account of solar modulation (Model 2bs), for direct comparison with Voyager data. See also Table 1.**Figure 3.** Spectrum of Helium nuclei: The blue points and the orange triangles are the results of measurements by AMS-02 (Aguilar et al. 2017) and Voyager (Cummings et al. 2016), respectively. The lines are labelled as in Fig. 2.

the data is obtained assuming an injection slope $s = 4.2$ for protons, $s = 4.12$ for Helium, and $s = 4.18$ for CNO. It is worth stressing that while the difference in the slope between proton and heavier nuclei could, in principle, be due to uncertainties in the cross-sections, the difference between proton and Helium, being larger, is difficult to explain as a consequence of the cross-section uncertainties alone.

All spectra clearly show the hardening at high energy induced by the shape of the diffusion coefficient, as found by Aloisio et al. (2015), thereby providing a good fit to the AMS-02 data. The spectrum of protons at low energies is dominated by the role of advection and, as visible in Fig. 2, this allows for an excellent description of Voyager data. We conclude that the small discrepancy

**Figure 4.** Spectrum of Carbon nuclei: The blue points and the orange triangles are the results of measurements by AMS-02 (Aguilar et al. 2017) and Voyager (Cummings et al. 2016), respectively. The lines are labelled as in Fig. 2.**Figure 5.** Spectrum of Oxygen nuclei: The blue points and the orange triangles are the results of measurements by AMS-02 (Aguilar et al. 2017) and Voyager (Cummings et al. 2016), respectively. The lines are labelled as in Fig. 2.**Figure 6.** Spectrum of Nitrogen nuclei: The blue points and the orange triangles are the results of measurements by AMS-02 (Aguilar et al. 2017) and Voyager (Cummings et al. 2016), respectively. The lines are labelled as in Fig. 2.

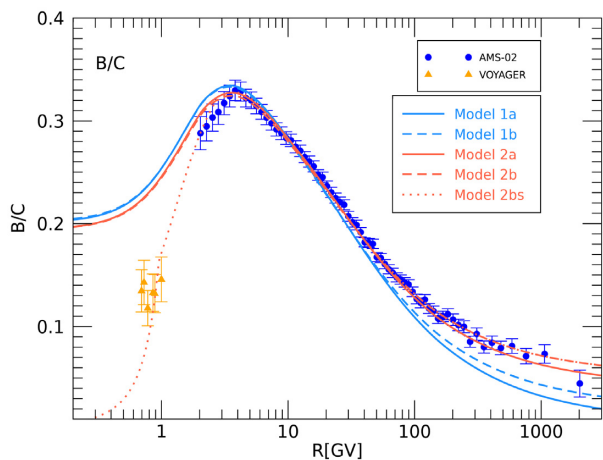


Figure 7. Ratio of Boron over Carbon fluxes: The blue points and the orange triangles are the results of measurements by AMS-02 (Aguilar et al. 2018a) and Voyager (Cummings et al. 2016), respectively. The curves illustrate our results for the case without re-acceleration (Models 1-) and re-acceleration (Models 2-). The dashed lines (Models -b) are obtained considering the additional grammage accumulated inside the sources, X_{src} . Model 2bs refers to this latter case without inclusion of the effects of solar modulation, for direct comparison with Voyager data. See also Table 1.

between model and data below 10 GeV is to be attributed to a poor modelling of solar modulation. As expected, the role of re-acceleration on the spectra of primary nuclei is negligible, as can be appreciated by comparing the solid and dashed lines in Fig. 2. Similar considerations apply to the spectrum of Oxygen, shown in Fig. 5. The observed fluxes of Helium (Fig. 3) and Carbon (Fig. 4) contain a substantial secondary contribution as due to the production of ^3He (which is added to the flux of ^4He) and Carbon from spallation of heavier nuclei. Such secondary contributions suffer the action of re-acceleration. Yet, the effects on the total flux of Helium and Carbon nuclei remain relatively small.

The case of Nitrogen is more interesting in that its flux is dominated by secondary production at low energies and it is basically of primary origin at high energies. The flux is well described by the results of our calculations at all energies, and a sizeable contribution of re-acceleration of secondary Nitrogen is clearly visible at high energy in Fig. 6. The small discrepancy at rigidity around $\lesssim 10$ GV is still much smaller than the uncertainty associated with the cross-sections of Nitrogen production in spallation reactions.

As already found by Blasi (2017), the effect of re-acceleration is much more prominent in the case of secondary nuclei. In particular, the B/C data provide the best source of information on the grammage, which in turn is affected by the presence of re-acceleration. The comparison between our predictions and the B/C data is shown in Fig. 7. In the presence of re-acceleration, the grammage at, say, 10 GV rigidity is reduced to $\sim 8.2 \text{ g cm}^{-2}$, to be compared with $\sim 9.9 \text{ g cm}^{-2}$ estimated in the absence of this phenomenon.

For the diffusion coefficient adopted in this work, the calculations carried out without accounting for re-acceleration lead to a B/C ratio that fails to describe the data for $R \gtrsim 50$ GV (the blue solid line in Fig. 7), even in the case in which a source grammage is added (the dashed line). On the other hand, including the re-acceleration of Boron in random encounters with SNRs whose sizes are distributed according to the probability function discussed in Section 4, we obtain an excellent account for the B/C data up to the highest

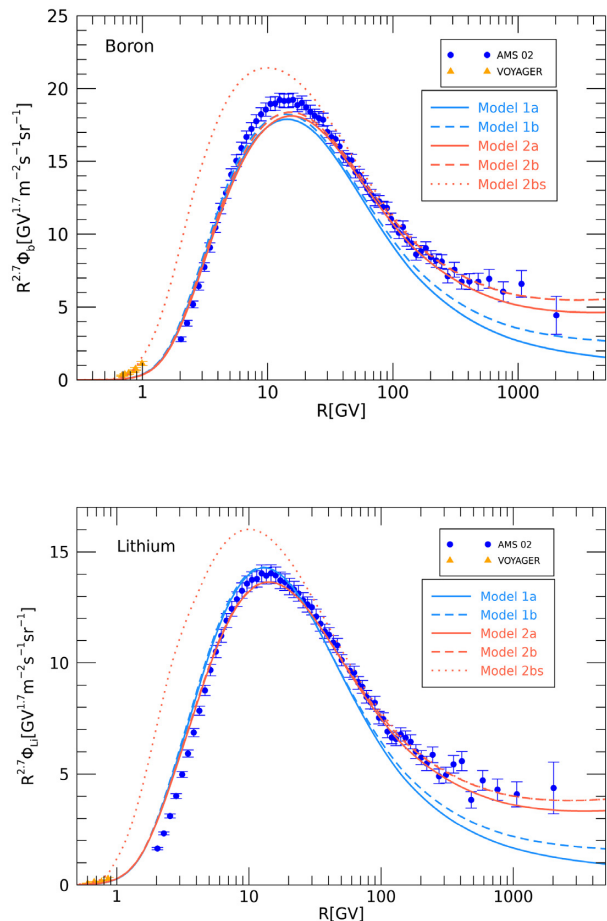


Figure 8. Spectrum of B (upper panel) and Li nuclei (lower panel): The blue points and the orange triangles are the results of measurements by AMS-02 (Aguilar et al. 2018a) and Voyager (Cummings et al. 2016), respectively. The lines are labelled as in Fig. 7. The dashed lines are obtained considering the additional source term deriving from spallation processes suffered by primaries (C + O) before escaping from the source.

energies where measurements are available (the red solid line in Fig. 7). Adding a source grammage does not affect the results as much (the red dashed line in the same figure).

For completeness, we also show the spectrum of Boron and Lithium, both secondary products of spallation reactions (Fig. 8). The effect of re-acceleration is again very clear from the comparison between the blue (Model 1) and red (Model 2) curves, while the source grammage has a lesser impact. The role of re-acceleration is clear: in its absence, the spectra of secondaries would scale as $E_k^{-s+2-2\delta}$, if δ is the slope of the diffusion coefficient, while the occasional encounters of secondary nuclei with SNR shocks create a subdominant component with a harder spectrum, $\propto E_k^{-s+2-\delta}$, which becomes important at high energies. We stress again that the unmodulated B/C ratio and the unmodulated spectra of Boron and Lithium are all in good agreement with Voyager data at low energies. The slight underprediction of the Boron peak flux is not unexpected and due to the fact that our calculations do not include the production of ^{10}B from the decay of ^{10}Be .

Finally, we consider antiprotons as secondary products of CR interactions in the ISM. The \bar{p} spectrum is shown in Fig. 9 for the same models discussed above (except that there are no Voyager data on antiprotons, hence we do not show the unmodulated \bar{p}

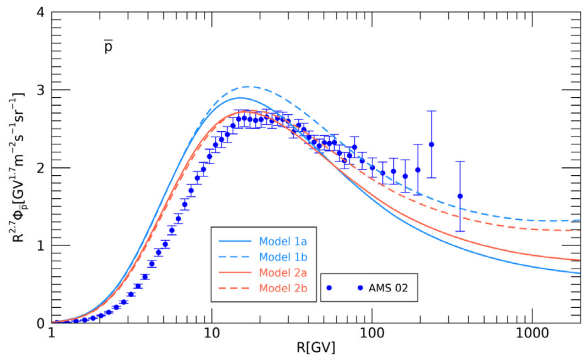


Figure 9. Spectrum of antiprotons: The blue points are the results of measurements by AMS-02 (Aguilar et al. 2016). The lines are labelled as in Fig. 7. The dashed lines are obtained considering the additional source term in the antiprotons flux deriving from interactions suffered by primaries ($p + \text{He}$) before the escape from the source (term in equation 25).

spectrum). The comparison between the two models, with and without re-acceleration, seems to show a less pronounced effect of re-acceleration for \bar{p} . This happens because re-acceleration is less effective when the spectrum of the secondary particles is harder. The spectrum of \bar{p} is harder than that of Boron and Lithium for two reasons: (1) while B and Li are produced at the same energy per nucleon of the parent nucleus, antiprotons of given energy are produced in inelastic collisions of primaries with energy ~ 10 times larger, on average; for $E_{\bar{p}} \gtrsim 10$ GeV, this corresponds to primary protons with energy above the break where the spectrum of protons is harder, $\propto E_k^{-s+\beta+2}$. (2) The cross-section for \bar{p} production is a growing function of energy, say $\sigma_{\bar{p}} \propto E^\alpha$. Hence, the equilibrium spectrum of antiprotons is $\sim E_k^{-s+\beta+2-2\delta+\alpha}$, rather than simply $\sim E_k^{-s+2-2\delta}$, as in the case of B and Li. These two effects make the antiproton spectrum harder than that of Boron, and the effect of re-acceleration correspondingly weaker, in the sense that re-acceleration becomes important at higher energies. On the other hand, the source grammage plays a greater role on the overall \bar{p} spectrum, as one can see from a comparison between the blue and red dashed lines in Fig. 9.

Since the source grammage is expected to be roughly energy independent, its effect is more evident when the grammage accumulated by CRs during transport in the Galaxy is smaller. For a given energy per nucleon, a boron (or lithium) nucleus is produced by a primary nucleus having the same energy per nucleon. At the same given energy, an antiproton is typically produced by a primary (most likely a proton or a helium nucleus) with energy about ~ 10 times larger, thereby corresponding to a smaller grammage traversed in the Galaxy. It follows that the source grammage is clearly going to be more important for antiprotons than it is for secondary stable nuclei such as boron and lithium.

Re-acceleration remains important in terms of implying a smaller normalization of the grammage, which implies that the \bar{p} data are best described when re-acceleration and source grammage are both included (the red dashed line) in Fig. 9. In this picture, the behaviour of antiprotons does not appear to require alternative descriptions of the CR transport, as postulated by Lipari (2017), although such models are still worth being investigated for the reasons discussed earlier in this article. At rigidities lower than ~ 10 GV, we are not able to recover a good agreement between data and antiproton flux. Below that rigidity, the solar wind modulation plays an important role and should probably be treated more carefully, considering the

dependence on particle charge, polarity of the Sun magnetic field, and the specific times when data have been collected.

6 CONCLUSIONS

Research in CR physics has been impacted quite substantially by the AMS-02 measurements, not only because of the numerous unexpected results, but also because the high precision of the collected data, up to TeV energies, has forced the community to reconsider the subtleties of propagation. On one hand, we now need to worry about effects that were known to exist but were neglected because their impact on observables used to be smaller than the error bars. On the other hand, we are forced to think of phenomena, either conventional or unconventional, that we might have neglected. An instance of the former type of effects is the source grammage, which to some extent has been known to exist but was typically ignored because of its small value. An instance of the latter type of phenomena, instead, is the re-acceleration of secondary CR products due to occasional crossing of SNR shocks (Blasi 2017). In this article, we discussed these two effects and showed that both of them have a potentially important impact on the spectrum of secondary nuclei such as Boron and Lithium, and also on partially secondary nuclei, such as Nitrogen. In addition, antiprotons, produced as a result of inelastic collisions of CR protons and Helium with the ISM, are also deeply affected by the source grammage and re-acceleration processes, which make their high-energy spectrum harder than naively expected.

These findings acquire an even more prominent importance whenever the AMS-02 data are considered as indicative of some radically new picture of CR transport, as advocated by, e.g. Katz et al. (2010), Blum et al. (2013), and Lipari (2017), mainly based on the anomalous behaviour of CR positrons and antiprotons. While for positrons viable alternative explanations of the rising fraction have been proposed, for instance, associated with mature pulsars (Hooper et al. 2009; Blasi & Amato 2011), antiprotons immediately appeared to be more challenging. As pointed out by Lipari (2017), the fact that the spectral shapes of protons, antiprotons, and positrons are very similar, contrary to what is expected based on the standard model of CR transport, seems to suggest that both positrons and antiprotons are simply secondary products of primary CRs, and it is the conventional scenario of CR origin and transport that must be revised. The alternative models so far proposed, however, come with new unanswered questions: they imply the lack of radiative energy losses for leptons, very different source spectra for electrons and protons, and a very steep injection for protons, for which the commonly assumed $E^{-2.2}$ spectrum is already problematic to account for (see e.g. Cardillo et al. 2015). It appears appropriate, then, to make sure that the *anomalies* highlighted by the new data cannot be accounted for within the standard scenario of CR propagation, before abandoning it. In this work, we have made a first step towards including effects that must be there at some level, and so far were simply neglected.

An important ingredient of our entire calculation, which deserves further discussion, is the energy dependence of the diffusion coefficient. We adopted the diffusion coefficient found by Aloisio et al. (2015), as a result of a non-linear calculation of CR propagation, where the spectra of the most abundant CR nuclei were reproduced with the diffusion coefficient deriving from the spectrum of waves self-consistently computed. Such a diffusion coefficient has a break at a rigidity of ~ 300 GV, as a result of the transition between self-generated waves, with a steep spectrum, at lower rigidities, and a Kolmogorov turbulence spectrum at higher rigidities. This kind of

rigidity dependence of the diffusion coefficient is exactly what is needed to explain the hardening observed in the spectra of virtually all elements in CRs (Ahn et al. 2010; Adriani et al. 2011; Aguilar et al. 2015a,b; Yoon et al. 2017). The recent finding (Aguilar et al. 2018a) that such hardening is more pronounced for secondary CRs than for primaries strongly supports the idea that it originates from a change in the particle transport regime, rather than from some peculiarity of the acceleration process.

While fitting the spectra of primary and secondary nuclei with a diffusion coefficient whose energy dependence is free, both below and above the break, is certainly doable, as long as one allows for a different injection spectrum from protons, He, and heavier nuclei (Evoli et al. 2019), the diffusion coefficient we adopt in this article does not allow to reproduce the B/C ratio at rigidities $R \gtrsim 50$ GV, a result that was already pointed out by Aloisio et al. (2015). We showed, however, that the spectra of both primary and secondary nuclei and the spectrum of antiprotons can all be accounted for when the effects of re-acceleration and source grammage are included. Moreover, the injection spectra of protons and CNO are very close to each other (4.2 versus 4.18) and larger than the required slope for Helium (4.12). In the absence of re-acceleration, the slope of the injection spectrum of nuclei heavier than Helium is ~ 0.05 harder than that of protons, while Helium requires an even harder spectrum (harder by ~ 0.1 with respect to that of protons) (Evoli et al. 2019). The steep spectra of secondary nuclei, compared with the equilibrium spectrum of antiprotons, make the effect of re-acceleration more important for secondary nuclei, while the spectrum of antiprotons is more affected by the presence of a source grammage. It should be said that from the theoretical point of view, re-acceleration is somewhat more general, in that it takes place independent of the conditions in which an SNR shock propagates (it only depends on the shock velocity and size), while the source grammage is accumulated only when the SN explosion occurs in a relatively dense medium ($\sim 1\text{cm}^{-3}$).

The purpose of the work presented here was not that of obtaining a detailed fit to the data. The required scanning of the parameter space is particularly challenging, given the recursive nature of the solution procedure in the presence of re-acceleration. Our purpose was rather that of clarifying how known astrophysical phenomena may play a crucial role in explaining the data, once the experimental error bars become at the per cent level, as it is the case for AMS-02 measurements. Since the need to revisit the pillars of the generally accepted model for the origin of CRs is often invoked, such efforts should always be accompanied by an attempt to establish that known phenomena play a marginal role.

ACKNOWLEDGEMENTS

We are grateful to Carmelo Evoli and Michael Korsmeier for help with the cross-sections involved in spallation and antiproton production processes, respectively. This work was partially funded through Grants ASI/INAF n. 2017-14-H.O and SKA-CTA-INAF 2016.

REFERENCES

Accardo L. et al., 2014, *Phys. Rev. Lett.*, 113, 121101
 Adriani O. et al., 2011, *Science*, 332, 69
 Aguilar M. et al., 2015a, *Phys. Rev. Lett.*, 114, 171103
 Aguilar M. et al., 2015b, *Phys. Rev. Lett.*, 115, 211101
 Aguilar M. et al., 2016, *Phys. Rev. Lett.*, 117, 091103
 Aguilar M. et al., 2017, *Phys. Rev. Lett.*, 119, 251101

Aguilar M. et al., 2018a, *Phys. Rev. Lett.*, 120, 021101
 Ahn H. S. et al., 2010, *ApJ*, 714, L89
 Aloisio R., Blasi P., 2013, *J. Cosmol. Astropart. Phys.*, 7, 001
 Aloisio R., Blasi P., Serpico P. D., 2015, *A&A*, 583, A95
 Bell A. R., 2004, *MNRAS*, 353, 550
 Blasi P., 2004, *Astropart. Phys.*, 21, 45
 Blasi P., 2017, *MNRAS*, 471, 1662
 Blasi P., Amato E., 2011, *Astrophysics and Space Science Proceedings*, Vol. 21, High-Energy Emission from Pulsars and their Systems. Springer-Verlag, Berlin Heidelberg, p. 624
 Blasi P., Amato E., Serpico P. D., 2012, *Phys. Rev. Lett.*, 109, 061101
 Blum K., Katz B., Waxman E., 2013, *Phys. Rev. Lett.*, 111, 211101
 Cardillo M., Amato E., Blasi P., 2015, *Astropart. Phys.*, 69, 1
 Cowsik R., Burch B., 2010, *Phys. Rev. D*, 82, 023009
 Cummings A. C. et al., 2016, *ApJ*, 831, 18
 D'Angelo M., Blasi P., Amato E., 2016, *Phys. Rev. D*, 94, 083003
 D'Angelo M., Morlino G., Amato E., Blasi P., 2018, *MNRAS*, 474, 1944
 Evoli C. et al., 2018a, *J. Cosmol. Astropart. Phys.*, 7, 006
 Evoli C., Blasi P., Morlino G., Aloisio R., 2018b, *Phys. Rev. Lett.*, 121, 21102
 Evoli C., Aloisio R., Blasi P., 2019, *Phys. Rev. D*, 99, 103023
 Génolini Y. et al., 2017, *Phys. Rev. Lett.*, 119, 241101
 Gleeson L. J., Axford W. I., 1968, *ApJ*, 154, 1011
 Hooper D., Blasi P., Serpico P. D., 2009, *J. Cosmol. Astropart. Phys.*, 1, 025
 Katz B., Blum K., Morag J., Waxman E., 2010, *MNRAS*, 405, 1458
 Korsmeier M., Donato F., Di Mauro M., 2018, *Phys. Rev. D*, 97, 103019
 Letaw J. R., Silberberg R., Tsao C. H., 1983, *ApJS*, 51, 271
 Lipari P., 2017, *Phys. Rev. D*, 95, 063009
 Malkov M. A., Diamond P. H., Sagdeev R. Z., Aharonian F. A., Moskalenko I. V., 2013, *ApJ*, 768, 73
 Nava L., Gabici S., Marcowith A., Morlino G., Ptuskin V. S., 2016, *MNRAS*, 461, 3552
 Nava L., Recchia S., Gabici S., Marcowith A., Brahim L., Ptuskin V., 2019, *MNRAS*, 484, 2684
 Ptuskin V., Zirakashvili V., Seo E.-S., 2013, *ApJ*, 763, 47
 Ryu D., Kang H., Ha J.-H., 2019, preprint ([arXiv:1905.04476](https://arxiv.org/abs/1905.04476))
 Schure K. M., Bell A. R., 2014, *MNRAS*, 437, 2802
 Strong W., Moskalenko I., 1998, *ApJ*, 509, 212
 Thoudam S., Hörandel J. R., 2012, *MNRAS*, 421, 1209
 Thoudam S., Hörandel J. R., 2014, *A&A*, 567, A33
 Tomassetti N., 2012, *ApJ*, 752, L13
 Yoon Y. S. et al., 2017, *ApJ*, 839, 5

APPENDIX A: NUMERICAL APPROXIMATION FOR THE PROPAGATION INTEGRAL

The semi-analytical formalism used in this article requires the numerical evaluation of the integral in equation (15) to find the solution for the CR distribution function. This kind of integral often appears in the solution of the transport equation when a damping term is present. We present here a numerical technique that allows us to calculate it quickly and with high accuracy. A general propagation integral written in the form

$$F(x) = \int_{x_0}^x f(x') e^{-\int_{x'}^x \alpha(y) dy} dx' \quad (\text{A1})$$

describes how the signal f produced in x' propagates to the position x when a damping term (or absorption term), α , is present (note that we assume $\alpha > 0$). Due to the presence of the exponential term, one has to pay special attention when the propagation integral (equation A1) is solved numerically on a grid. The exponential term peaks at $x = x'$ with a typical width of $\sim 1/\alpha$, which implies that one should choose the step-size of the grid $\delta \ll 1/\alpha$. The difficulty in our case is that at each position x , α can vary by orders of magnitude because it depends on the particle kinetic energy E_k

(equation 15). Hence, we are forced to choose a very fine grid, with a step-size that is extremely small compared to the spatial scale of the problem. As a result, the numerical calculation turns out to be extremely time consuming. To overcome this difficulty, when we perform the numerical integration on a grid, we start from the value of F in a position x and we calculate F in the next position $x + \delta$ using the following identity:

$$F(x + \delta) = e^{-\bar{\alpha}\delta} \left[F(x) + \int_x^{x+\delta} f(x') e^{-\int_x^{x'} \alpha(y) dy} dx' \right], \quad (\text{A2})$$

where $\bar{\alpha} \equiv \delta^{-1} \int_x^{x+\delta} \alpha(y) dy$ is the average value of α in the range $[x, x + \delta]$. In this same range, we approximate $f(x)$ with a linear function, hence the first derivative is $f' \simeq (f_2 - f_1)/\delta$, where $f_1 = f(x)$ and $f_2 = f(x + \delta)$. We also approximate the argument of the exponential with a linear function, hence $\int_x^{x'} \alpha(y) dy \simeq \bar{\alpha}(x - x')$. Using these two approximations, the integral in equation (A2) can be solved by parts, leading to the following expression:

$$F(x + \delta) = e^{-\bar{\alpha}\delta} \left[F(x) + \frac{f_2 - f_1(1 + \bar{\alpha}\delta)}{\bar{\alpha}^2\delta} \right] + \frac{f_1 - f_2(1 - \bar{\alpha}\delta)}{\bar{\alpha}^2\delta} + \frac{1 + e^{-\bar{\alpha}\delta}}{\bar{\alpha}^2} \mathcal{O}(\delta^3 f''). \quad (\text{A3})$$

Here, the error \mathcal{O} is proportional to δ^3 times the value of the function second derivative somewhere in the interval of integration. Now, the condition to fulfil in order to have a negligible error is much less restrictive and reads $\delta \ll (\bar{\alpha}/f'')^{1/4}$. One can easily get a better approximation using higher order approximations for f and α . Nevertheless, for our purposes, equation (A3) is sufficient to reach an acceptable accuracy. Finally, we note that the expression equation (A3) returns the correct result when the damping term dominates with respect to the propagation, namely when $\bar{\alpha}\delta \gg 1$.

This limit applies when the damping is so strong that the function F is only determined by the source term f . In this limit, the exponent in equation (A1) behaves like a Dirac δ -function and we have $F(x) \approx f(x)/\alpha(x)$.

When $\bar{\alpha}\delta \ll 1$, equation (A3) is not accurate. A better solution is obtained by Taylor expanding the exponential up to the third order, namely

$$e^{-\bar{\alpha}\delta} = 1 - \bar{\alpha}\delta + \frac{(\bar{\alpha}\delta)^2}{2} - \frac{(\bar{\alpha}\delta)^3}{6} + \mathcal{O}(\bar{\alpha}\delta)^4. \quad (\text{A4})$$

Using this expansion in equation (A2) and integrating by parts, we obtain

$$F(x + \delta) = F(x) e^{-\bar{\alpha}\delta} + \frac{\delta}{6} [f_2(3 - \bar{\alpha}\delta) + f_1(3 - 2\bar{\alpha}\delta + \bar{\alpha}^2\delta^2)]. \quad (\text{A5})$$

Finally, we also write the solution for the case when the known boundary condition of the problem is known at the upper end of the integration interval. In this case, equation (A1) reads

$$F(x) = \int_x^{x_{\max}} f(x') e^{-\int_x^{x'} \alpha(y) dy} dx'. \quad (\text{A6})$$

Following the same reasoning as above, we find a recursive formula similar to equation (A3) where f_1 replaces f_2 and vice versa:

$$F(x - \delta) = e^{-\bar{\alpha}\delta} \left[F(x) + \frac{f_1 - f_2(1 + \bar{\alpha}\delta)}{\bar{\alpha}^2\delta} \right] + \frac{f_2 - f_1(1 - \bar{\alpha}\delta)}{\bar{\alpha}^2\delta} + \frac{1 + e^{-\bar{\alpha}\delta}}{\bar{\alpha}^2} \mathcal{O}(\delta^3 f''). \quad (\text{A7})$$

This paper has been typeset from a \TeX/L\AA\TeX file prepared by the author.