



Publication Year	2018
Acceptance in OA	2020-10-07T10:04:32Z
Title	The environmental properties of radio-emitting AGN
Authors	MAGLIOCCHETTI, MANUELA, Popesso, P., Brusa, M., Salvato, M.
Publisher's version (DOI)	10.1093/mnras/sty1309
Handle	http://hdl.handle.net/20.500.12386/27644
Journal	MONTHLY NOTICES OF THE ROYAL ASTRONOMICAL SOCIETY
Volume	478

The environmental properties of radio-emitting AGN

M. Magliocchetti,¹★ P. Popesso,² M. Brusa^{3,4} and M. Salvato⁵

¹INAF-IAPS, Via Fosso del Cavaliere 100, I-00133 Roma, Italy

²Excellence Cluster, Boltzmannstr. 2, D-85748, Garching, Germany

³Dipartimento di Fisica e Astronomia, Università di Bologna, Via Gobetti 93/2, I-40129, Bologna, Italy

⁴INAF-Osservatorio Astronomico di Bologna, Via Gobetti 93/3, I-40129, Bologna, Italy

⁵Max Planck Institut für extraterrestrische Physik (MPE), Postfach 1312, D-85741, Garching, Germany

Accepted 2018 May 14. Received 2018 May 14; in original form 2017 December 12

ABSTRACT

We study the environmental properties of $z \lesssim 1.2$ radio-selected active galactic nuclei (AGNs) belonging to the $\sim 2 \text{ deg}^2$ of the COSMOS field, finding that about 20 per cent of them appear within overdense structures. AGNs with $P_{1.4 \text{ GHz}} > 10^{23.5} \text{ W Hz}^{-1} \text{ sr}^{-1}$ are twice more likely to be found in clusters with respect to fainter sources (~ 38 per cent vs ~ 15 per cent), just as radio-selected AGNs with stellar masses $M_* > 10^{11} M_\odot$ are twice more likely to be found in overdense environments with respect to objects of lower mass (~ 24 per cent vs ~ 11 per cent). Comparisons with galaxy samples further suggest that radio-selected AGN of large stellar mass tend to avoid underdense environments more than normal galaxies with the same stellar content. Stellar masses also seem to determine the location of radio-active AGN within clusters: ~ 100 per cent of the sources found as satellite galaxies have $M_* < 10^{11.3} M_\odot$, while ~ 100 per cent of the AGNs coinciding with a cluster central galaxy have $M_* > 10^{11} M_\odot$. No different location within the cluster is instead observed for AGN of various radio luminosities. Radio AGN, which also emit in the Mid-Infrared show a marked preference to be found as isolated galaxies (~ 70 per cent) at variance with those also active in the X-ray that all seem to reside within overdensities. What emerges from our work is a scenario whereby physical processes on sub-pc and kpc scales (e.g. emission, respectively, related to the AGN and to star formation) are strongly interconnected with the large-scale environment of the AGN itself.

Key words: galaxies: active – galaxies: starburst – dark matter – large-scale structure of Universe – cosmology: observations – radio continuum: galaxies.

1 INTRODUCTION

Clustering studies have ubiquitously demonstrated that AGN, which are active at radio wavelengths (hereafter radio-active AGN or simply radio AGN) tend to occupy dark matter haloes that are at least a factor 10 more massive than those inhabited by radio-quiet AGN. Furthermore, such values for the halo masses ($M_{\text{DM}} \gtrsim 10^{14} M_\odot$) are comparable with those of structures hosting rich groups or clusters of galaxies (e.g. Best 2004; Magliocchetti et al. 2004; Porciani, Magliocchetti & Norberg 2004; Wake et al. 2008; Shen et al. 2009; Fine et al. 2011; Lindsay et al. 2014a; Lindsay, Jarvis & McAlpine 2014b; Malavasi et al. 2015; Magliocchetti et al. 2017; Retana-Montenegro & Röttgering 2017).

Indeed, radio AGNs at all redshifts have been widely used as beacons to search for overdense structures (for some of the most recent results, see e.g. Wylezalek et al. 2013; Castignani et al. 2014; Hatch et al. 2014; Shen et al. 2017 and references therein).

However, to our knowledge, none of the previous works tackle the more general issue of occurrence of radio-emitting AGN within cosmological environments of different kinds, especially once we move away from the local Universe. Our paper aims to fill this gap by presenting a direct approach that pinpoints radio AGN within various cosmological structures such as clusters, filaments, and the field. These structures were singled out up to $z = 1.2$ by Darvish et al. (2017) in that portion of the sky that corresponds to the COSMOS survey (Scoville et al. 2007). Furthermore, the wealth of data available for galaxies in the COSMOS field also allows us to investigate the environmental properties of radio AGN as a function of different physical parameters such as radio luminosity, AGN output at other wavelengths, star-formation activity, and stellar mass of their hosts. This in turn allows us to draw important conclusions on the possible connections between processes happening on extremely different (from sub-pc up to a few Mpc) physical scales and to shed light on the feedback mechanisms that are triggered by radio activity of AGN origin.

* E-mail: manuela@iaps.inaf.it

2 THE CATALOGUE

The main properties of the population of radio-selected AGN considered in this work are extensively described in Magliocchetti et al. (2014, 2018). Briefly, they were drawn from the original catalogue of 2382 radio objects brighter than a 1.4 GHz integrated flux density of 60 μ Jy stemming from the VLA-COSMOS Large Project (Schinnerer et al. 2007; Bondi et al. 2008).¹ In order to find redshifts for as many sources as possible, Magliocchetti et al. (2018) cross-correlated the above sample with the Laigle et al. (2016) catalogue of photometric redshifts and stellar masses. The above procedure provided redshift estimates for 2123 radio sources, corresponding to ~ 90 per cent of the parent sample. 1173 of them were also found to have a counterpart in the *Herschel* catalogues released by the PACS Evolutionary Probe (PEP; D. Lutz et al. 2011) team either at 100 μ m or at 160 μ m.

Magliocchetti et al. (2018) used the crossover points of the luminosity functions for AGN and star-forming galaxies in fig. 7 of McAlpine, Jarvis & Bonfield (2013) to classify an AGN if its radio luminosity (calculated assuming a radio spectral index $\alpha = 0.7$ for $F_\nu \propto \nu^{-\alpha}$ and a Lambda cold dark matter (Λ CDM) cosmology with $H_0 = 70 \text{ km s}^{-1} \text{ Mpc}^{-1}$ and $\Omega_0 = 0.3$) was higher than some threshold: $\text{Log}_{10} P_c(z) = \text{Log}_{10} P_{0,c} + z$ for $z \leq 1.8$ and $\text{Log}_{10} P_c(z) = 23.5 \text{ W Hz}^{-1} \text{ sr}^{-1}$ at higher redshifts. Otherwise the galaxy is classified as star forming. $P_{0,c} = 10^{21.7} \text{ W Hz}^{-1} \text{ sr}^{-1}$ holds in the local Universe and roughly coincides with the break in the radio luminosity function of star-forming galaxies (e.g. Magliocchetti et al. 2002). The above choice arises naturally, since beyond P_c the luminosity function of star-forming galaxies steeply declines, and their contribution to the total radio population is drastically reduced to a negligible percentage. This procedure identifies 704 AGN (corresponding to 33 per cent of the whole radio population) and 1419 star-forming galaxies. 272 sources classified as AGNs and 901 sources classified as star-forming galaxies were also found in the *Herschel* catalogues.

We then considered the catalogue of environments produced by Darvish et al. (2017) by using all those galaxies within the COSMOS field that have stellar masses $M_* \geq 9.6 M_\odot$ (Chabrier IMF), photometric redshifts (as taken from the Laigle et al. 2016 work) $0.1 \leq z \leq 1.2$ and are located within the UltraVISTA-DR2 region (Ilbert et al. 2013) defined by $149.33^\circ \leq \alpha(2000) \leq 150.77^\circ$ and $1.615^\circ \leq \delta(2000) \leq 2.80^\circ$. These authors reconstruct the density field as traced by $0.1 \leq z \leq 1.2$ galaxies and from it they extract the components of the cosmic web such as filaments, clusters, and the field so that each considered galaxy is associated to its environment. Our radio-selected objects were then paired to those of Darvish et al. (2017) whenever their angular distance was within 1 arcsec. By doing this, we end up with 218 radio-selected AGN and 645 radio-selected star-forming galaxies with precise photometric redshift determinations ($\sigma_{\Delta z/(1+z)} \lesssim 0.015$; cf. also fig. 2 from Darvish et al. 2017) and detailed information on their environmental properties. This will be our working sample. Note that whenever throughout the paper we will use the expression ‘overdense environments’ we will only refer to those structures identified by the Darvish et al. 2017 work as ‘clusters’.

Following Magliocchetti et al. (2018), we further flag these sources as X-ray AGN if they were listed as such in Brusa et al. (2010) and Marchesi et al. (2016) and MIR AGN if they are candidate AGN either detected by MIPS at 24 μ m and with a Spectral

Table 1. Properties of the AGN sample. Values between brackets indicate the relative percentages as illustrated in Figs 1–5. The quoted errors correspond to 1σ Poisson uncertainties estimated following Gehrels (1986).

AGN	Total	Clusters	Filaments	Field
All	218	40 (18 $^{+3}_{-3}$)	91 (42 $^{+4}_{-4}$)	87 (40 $^{+4}_{-4}$)
FIR-detected	92	11 (12 $^{+5}_{-4}$)	37 (40 $^{+8}_{-7}$)	44 (48 $^{+8}_{-7}$)
$P_{1.4 \text{ GHz}} > 10^{23.5}$	29	11 (38 $^{+15}_{-11}$)	11 (38 $^{+15}_{-11}$)	7 (24 $^{+13}_{-9}$)
$P_{1.4 \text{ GHz}} < 10^{23.5}$	189	29 (15 $^{+3}_{-3}$)	80 (42 $^{+5}_{-5}$)	80 (42 $^{+5}_{-5}$)
$M_* \geq 10^{11} M_\odot$	126	30 (24 $^{+5}_{-4}$)	54 (43 $^{+7}_{-6}$)	42 (33 $^{+6}_{-5}$)
$M_* < 10^{11} M_\odot$	92	10 (11 $^{+4}_{-3}$)	37 (40 $^{+8}_{-7}$)	45 (49 $^{+8}_{-7}$)
$M_* \leq 10^{10.4} M_\odot$	15	-	5 (33 $^{+22}_{-14}$)	10 (67 $^{+28}_{-21}$)
MIR emitters	18	1 (5 $^{+13}_{-3}$)	4 (22 $^{+18}_{-11}$)	13 (72 $^{+26}_{-20}$)
X-ray emitters	3	3 (100 $^{+0}_{-55}$)	-	-

Energy Distribution (SED) in the IRAC bands presenting a power-law trend (Chang et al. 2017), or defined by a high signal-to-noise power-law behavior in the IRAC bands (Donley et al. 2012). The breakdown is presented in Table 1, while the properties of all individual sources are presented in Table 2.

3 RESULTS

3.1 Connections with the host galaxy properties

As a first test, we compare the environmental properties of the two populations of radio-selected AGN and star-forming galaxies. This is done in the left-hand panel of Fig. 1, which shows the fractions that are, respectively, found in the field, in filaments and in clusters. As it is possible to notice, while both populations substantially occupy filamentary structures in the same way, the abundance of radio-selected AGN (18 \pm 3 per cent) in overdense environments is higher than those of both radio-selected star-forming galaxies (12 \pm 1 per cent) and the general population of COSMOS galaxies (10.9 per cent, Darvish et al. 2017). On the other hand, although the present data do not allow us to draw any significant conclusion, there seems to be a hint for a higher occurrence of star-forming galaxies in the field with respect to AGN. The fact that, at least in the nearby universe, star-forming galaxies are more isolated than AGN that instead tend to inhabit richer environments is not a new result (cf. Section 1). It is however interesting to confirm this behavior also at radio wavelengths, although with a low statistical significance.

As already discussed in Magliocchetti et al. (2018), the population of star-forming galaxies selected in Section 2 is a mixed bag of all those sources that emit in the radio band because of processes connected to stellar formation. These include genuine star-forming galaxies as well as radio-quiet AGN whose host galaxies are actively forming stars (e.g. Padovani et al. 2015). It follows that it is quite difficult to draw conclusions on such a heterogeneous mix of sources, except for the observational fact that they trace the spatial distribution of more ‘normal’ galaxies (cf. left-hand panel of Fig. 1, where the black crosses illustrate the results of Darvish et al. 2017 for the more general population of COSMOS galaxies). This is why in the following paper we will only concentrate on *bonafide* radio AGN (selected as in Section 2) that owe their emission to accretion onto a central black hole.

We then investigate whether there is a connection between the presence of ongoing star formation within the AGN hosts and the environment within which these sources reside. As shown by the right-hand panel of Fig. 1, which illustrates the distribution of radio-selected AGN also detected in the PACS-*Herschel* catalogues at

¹http://irsa.ipac.caltech.edu/data/COSMOS/tables/vla/vla-cosmos_lp_sources_v2_20080615.tbl

Table 2. Properties of the considered sample. Column (1) presents the source identification number as taken from Darvish et al. (2017). Columns (2), (3), and (4) are the RA(2000), Dec(2000), and 1.4 GHz flux densities (measured in mJy units) of the radio sources from the Bondi et al. (2008) catalogue. Column (5) provides the decimal logarithm of the 1.4 GHz radio luminosity measured in $\text{W Hz}^{-1} \text{sr}^{-1}$. Column (6) provides a classification of the sources as either AGN or star-forming galaxies from the work of Magliocchetti et al. (2018). Columns (7) and (8) present the photometric redshifts and stellar masses (in M_{\odot} units) of the sources from Laigle et al. (2016). Columns (9) and (10) provide the environmental properties of the radio sources as taken from Darvish et al. (2017). Columns (11) and (12) provide 100 μm and 160 μm fluxes as obtained from the PEP survey (Lutz et al. 2011) and measured in μJy units, while columns (13) and (14) are once again taken from the work of Magliocchetti et al. (2018) and indicate whether the radio source has also been identified as an AGN, respectively, in the MIR and X-ray bands. The full table is available online.

ID (1)	RA (2)	Dec (3)	$F_{1.4 \text{ GHz}}$ (4)	$\text{Log}[P_{1.4 \text{ GHz}}]$ (5)	Type (6)	z_{phot} (7)	M_* (8)	Environment (9)	Position (10)	$F_{100 \mu\text{m}}$ (11)	$F_{160 \mu\text{m}}$ (12)	MIR (13)	Xray (14)
482487	149.4192	2.0292	0.25	22.70	AGN	0.95	11.30	Field	Central	-	-	No	No
372940	149.4213	1.8563	45.62	25.17	AGN	0.98	11.11	Cluster	Satellite	-	-	No	Yes
509839	149.4263	2.0739	20.49	24.92	AGN	1.08	10.54	Filament	Isolated	20.94	16.39	Yes	No
242528	149.4301	1.6475	0.15	22.06	SF	0.52	10.93	Cluster	Satellite	-	-	No	No
426476	149.4371	1.9413	0.16	21.87	SF	0.42	10.55	Filament	Central	21.63	25.97	No	No
379494	149.4470	1.8647	0.17	22.06	SF	0.50	10.85	Filament	Satellite	25.53	39.07	No	No
467956	149.4481	2.0104	0.62	21.09	SF	0.10	10.13	Filament	Central	184.96	162.75	No	No
420274	149.4494	1.9328	0.17	22.24	SF	0.59	10.89	Filament	Central	20.55	52.33	No	No
416138	149.4506	1.9235	0.16	22.62	AGN	0.94	11.17	Filament	Satellite	-	-	No	No
752818	149.4582	2.4380	0.22	22.14	SF	0.49	9.86	Cluster	Satellite	29.88	31.39	Yes	No
878956	149.4597	2.6299	0.42	23.02	AGN	0.86	10.24	Filament	Satellite	7.71	-	No	No

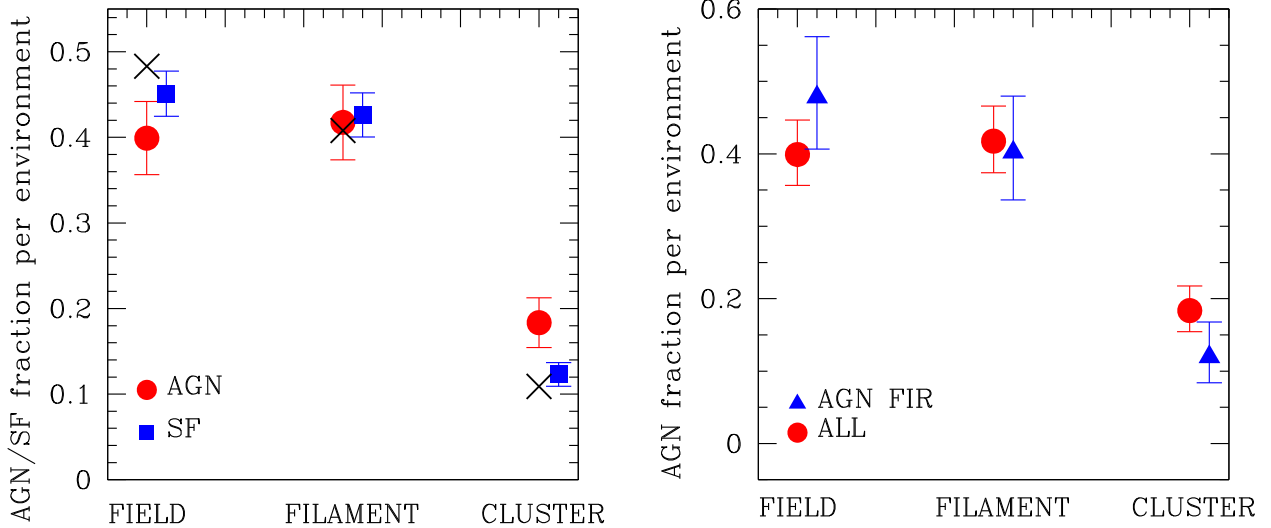


Figure 1. Left-hand panel: fraction of radio-selected AGN (red dots) and star-forming galaxies (blue squares) within different environments. The crosses represent the results obtained by Darvish et al. (2017) for the whole population of COSMOS galaxies. Right-hand panel: comparison between the environmental properties of radio-selected AGN (red dots) and those of the sub-population of radio AGN associated to ongoing star formation (blue triangles). For the sake of clarity, data points referring to star-forming galaxies in the left-hand panel and to FIR-selected AGN in the right-hand panel have been slightly shifted towards the right. In both plots error bars show 1σ Poisson uncertainties; in the case of the Darvish et al. (2017) results, these are smaller than the symbols themselves.

Far-Infrared wavelengths compared to that of the whole radio AGN population, no appreciable difference is found amongst the two populations. The data at hand therefore suggest that there is no connection between the star-forming activity of a galaxy hosting a radio-active AGN and its large-scale environment.

More interestingly, we can investigate how radio-selected AGNs with different physical properties occupy different environments. Indeed, we find that AGNs hosted by galaxies with a large stellar mass content are about twice as likely to be found within rich environments with respect to those associated with hosts of smaller stellar masses. In more quantitative terms, we have that 24^{+5}_{-4} per cent of radio-active AGN with $M_* \geq 10^{11} M_{\odot}$ are found within clusters, while this is true for only 11^{+4}_{-3} per cent of the sources with $M_* < 10^{11} M_{\odot}$ (cf. Fig. 2). We stress that such a decrement is bal-

anced off only in the field as there are more low-mass radio-selected AGNs in underdense environments (49^{+8}_{-7} per cent) with respect to more massive ones (33^{+6}_{-5} per cent), while we observe no difference in the environmental properties of the two sub-populations within filaments. We note that our findings confirm those obtained in the local Universe (e.g. Magliocchetti & Brüggén 2007; Best et al. 2007), and extend them to $z \sim 1.2$.

The results presented in Fig. 2 are not only due to the effect of mass segregation applied to radio-emitting AGN. We show this point in Fig. 3, which illustrates the fraction of radio-selected AGN from this work (small filled symbols) compared to that of galaxies from Darvish et al. (2017, large empty symbols) found within different environments for different values of the stellar mass of the hosts. The three considered ranges are $M_*/M_{\odot} \leq 10^{10.4}$ (circles),

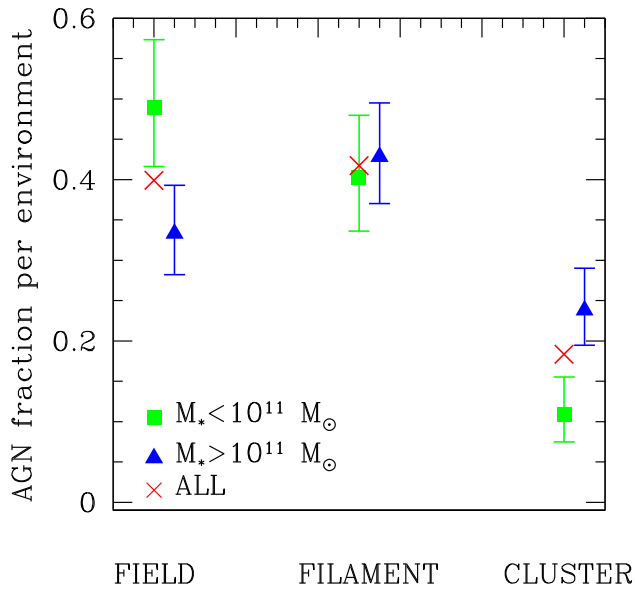


Figure 2. Fraction of radio-selected AGN within different environments for different values of the stellar mass of the hosts. For the sake of clarity, data points referring to galaxies with stellar masses $M_* \leq 10^{11} M_\odot$ have been slightly shifted to the right. Error bars show 1σ Poisson uncertainties.

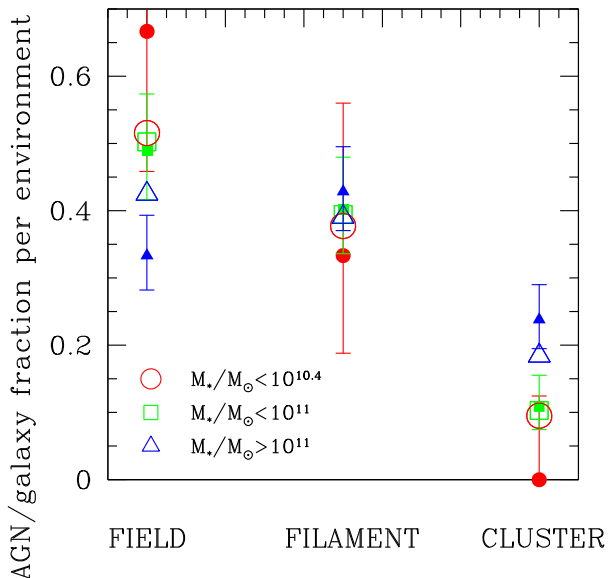


Figure 3. Fraction of radio-selected AGN from this work (small filled symbols) and galaxies from Darvish et al. (2017) (large open symbols without error bars) within different environments for various values of the stellar mass of the hosts. The circles indicate the results obtained for sources with stellar masses $M_*/M_\odot \leq 10^{10.4}$, squares for sources with $M_*/M_\odot < 10^{11}$, and triangles for $M_*/M_\odot \geq 10^{11}$. Error bars show 1σ Poisson uncertainties. Those corresponding to the galaxies from Darvish et al. 2017 are smaller than the symbol sizes.

$M_*/M_\odot < 10^{11}$ (squares), and $M_*/M_\odot \geq 10^{11}$ (triangles). As Fig. 3 suggests, galaxies and radio AGN of similar mass behave rather differently in terms of their environmental properties. In fact, we find an approximately 2σ indication for a decrement of massive, $M_* > 10^{11} M_\odot$, radio-selected AGN in underdense cosmological structures such as the field in comparison with massive normal galaxies (33_{-5}^{+6} per cent vs 43 ± 1 per cent). On the other hand, there

also seems to be a trend for high-mass radio-selected AGN to be more abundant within cluster environments with respect to massive ‘normal galaxies’ (24_{-4}^{+5} per cent vs 18.4 ± 0.8 per cent), although this result is at a lower significance level. Once again, no appreciable difference is observed within filaments.

Interestingly enough, radio-selected AGN and normal galaxies of intermediate, $M_*/M_\odot < 10^{11}$, stellar masses seem to show the same behavior at all cosmological scales. However, if we restrict our attention to sources with $M_*/M_\odot \leq 10^{10.4}$, it appears a tendency for radio-emitting AGN associated to small stellar mass systems to avoid overdense environments more than the general population of galaxies with the same stellar mass content. In quantitative terms, we have that 9.6 ± 0.2 per cent of the galaxies with stellar masses $M_*/M_\odot \leq 10^{10.4}$ are found within cluster environments, while there is no radio-selected AGN (0 out of 15) in the same environment and mass range. Although masked by the large uncertainties, the above trend seems to be balanced in the field, whereby we find more low-mass radio-active AGN (10 out of 15, corresponding to ~ 67 per cent of the sub-sample) than low-mass galaxies (52.2 ± 0.4 per cent).

The above discussion suggests that the environmental properties of radio-selected AGN may not be simply dictated by mass segregation effects arising from the fact that radio-emitting sources tend to inhabit more massive galaxies, which in turn tend to preferentially occupy denser structures. In fact, on top of this effect that certainly dominates the present case, we observe a $(1.5-2)\sigma$ difference in the environmental behaviors of radio AGN and normal galaxies with a similar stellar content. The above results are however hampered by the low-counting statistics in our radio AGN sub-samples (few tens of AGN) and need to be confirmed by wider/new generation radio surveys. If confirmed, the observed differences can almost certainly be ascribed to the presence of nuclear radio activity. Within this framework, our results suggest that such nuclear radio activity tends to be favoured either in large, $M_* \geq 10^{11} M_\odot$, stellar mass systems residing within overdense structures or in smaller ($M_*/M_\odot \leq 10^{10.4}$) isolated galaxies. We note that Tasse et al. (2008) reach a very similar conclusion by analyzing a sample of 110 radio-selected AGN drawn from the XMM-LSS survey region. These authors indeed find that high-mass ($M_* \gtrsim 10^{10.5-10.8} M_\odot$) radio-active galaxies prefer large-scale overdense regions, while the opposite is true for lower-mass AGN. They further find that these two classes of sources have different cosmological evolutions and speculate on the possibility of two well distinct triggering mechanisms (cooling of hot gas within the cluster environment for $M_* \gtrsim 10^{10.5} M_\odot$, galaxy mergers, and interactions for $M_* \lesssim 10^{10.5} M_\odot$) for nuclear radio activity taking place in the low-mass and high-mass regime.

3.2 Connections with nuclear activity

The issue of a possible connection between nuclear radio luminosity in radio-selected AGN and the environment they reside in has been recently a matter of debate. Just to mention a few works, Donoso et al. (2010) analysed $\sim 14\,000$ radio-active AGNs in the redshift range $0.4 < z < 0.8$ and found a strong positive trend between radio luminosity and environment for $P_{1.4\text{ GHz}} \gtrsim 10^{23.5} \text{ W Hz}^{-1} \text{ sr}^{-1}$ objects, followed by an inversion of such trend for more luminous, $P_{1.4\text{ GHz}} \gtrsim 10^{24.5} \text{ W Hz}^{-1} \text{ sr}^{-1}$, sources. On the other hand, Castignani et al. (2014) find no difference between the environmental properties of low-power and high-power radio AGN in their sample of $1 \lesssim z \lesssim 2$ radio-selected AGN in the COSMOS region, while Malavasi et al. (2015), still working on radio-selected COSMOS sources in the redshift range $0 \lesssim z \lesssim 2$, find that radio fainter AGN prefer to inhabit overdense structures, at variance with the

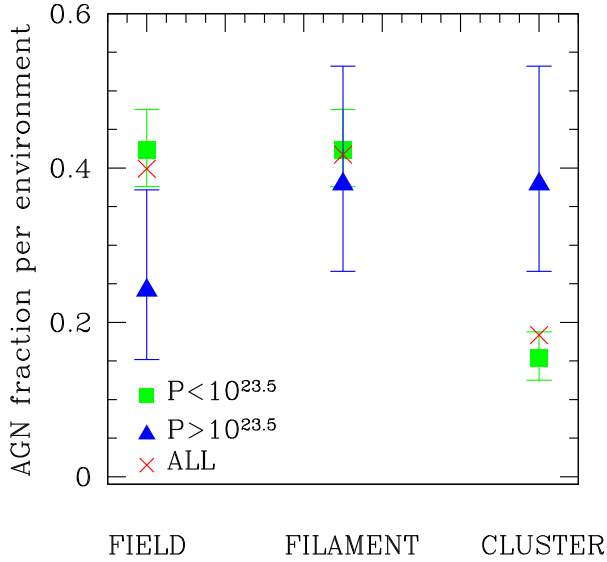


Figure 4. Distribution of radio-selected AGN within different environments for different values of the AGN radio luminosity (expressed in $\text{W Hz}^{-1} \text{sr}^{-1}$). Error bars show 1σ Poisson uncertainties.

high radio-luminosity sources that show the same environmental properties of normal galaxies endowed with the same mass and redshift distributions. No connection between environment richness and nuclear radio luminosity is also claimed for CARLA AGN (Wylezalek et al. 2013).

As one of the most important results of this work, we find a positive trend between environment richness and radio luminosity in our sample of radio-selected AGN. Figure 4 shows the behaviour of radio AGN with luminosities, respectively, above and below the value of $P_{1.4 \text{ GHz}} = 10^{23.5} \text{ W Hz}^{-1} \text{sr}^{-1}$. Despite the relatively poor statistics, it is nevertheless clear that there is a marked tendency for more radio-luminous AGNs to appear within clusters (38_{-11}^{+15} per cent) with respect to both fainter sources (15 ± 3 per cent) and the whole radio-selected AGN population (~ 18 per cent). This trend is reversed in underdense regions as only 24_{-9}^{+13} per cent of radio-bright AGN is associated with a field galaxy, while this is true for 42 ± 5 per cent of the fainter ones. Once again, no difference is found in the way radio AGNs of different radio luminosities occupy filamentary structures. Indeed, the above finding seems to highlight a monotonic trend that intrinsically depends on the radio luminosity of the sources as the departure from the behaviour observed for the general population of radio-selected AGN is more and more visible as one considers AGN of higher and higher radio power (e.g. 26 ± 5 per cent of the sources brighter than $P_{1.4 \text{ GHz}} = 10^{23} \text{ W Hz}^{-1} \text{sr}^{-1}$ are found within clusters, compared to the ~ 18 per cent of the whole radio AGN population and to the ~ 38 per cent of radio-selected AGN brighter than $P_{1.4 \text{ GHz}} = 10^{23.5} \text{ W Hz}^{-1} \text{sr}^{-1}$).

Another interesting finding on the way radio AGNs occupy the cosmological volume is related to their emission properties in other wavebands. As already discussed in Section 2, radio-selected AGN in our sample has been further divided into those that also show signatures of AGN activity in the X-ray bands (X-ray emitters) and those whose Mid-Infrared SED indicates the presence of a buried AGN (MIR emitters). By then associating these different subclasses to the various cosmological environments identified within the COSMOS area (cf. Fig. 5), we obtain that radio AGNs that are also MIR emitters are preferentially found in underdense regions.

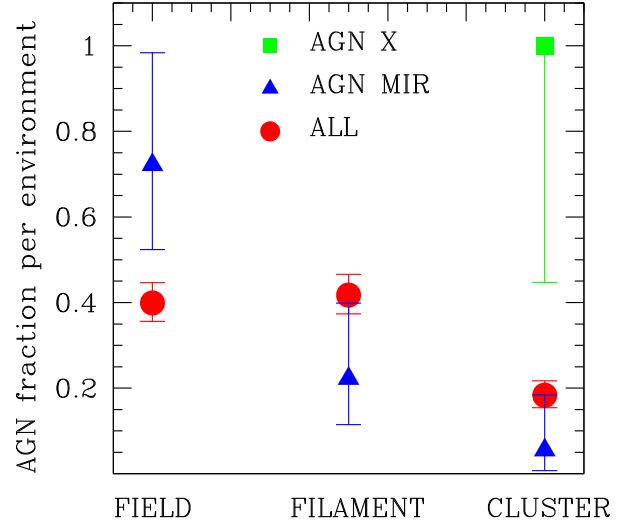


Figure 5. Fraction of radio-selected AGNs that also emit in other wavebands as a function of environment. Error bars show 1σ Poisson uncertainties.

Indeed, 13 out of 18 (corresponding to 72_{-20}^{+26} per cent of the MIR-emitting sub-sample) appear in the field, while only 1 out of 18 (corresponding to 5_{-3}^{+13} per cent) is found within an overdensity. On the other hand, the very few X-ray emitters all prefer rich environments and only result associated with clusters. Interestingly enough, both sub-classes seem to avoid filamentary structures. In Magliocchetti et al. (2018) we had already noticed that radio-selected AGNs that also emit in the MIR seem to be younger and less massive than those radio-selected AGNs that also emit in the X-ray. The present analysis then further suggests that these two sub-populations behave very differently also when it comes to their environmental properties, as the latter class seems to prefer overdense regions, while the former is largely found amongst isolated galaxies. We also stress that our findings further confirm those obtained by Tasse et al. (2008), who indeed measure an MIR excess consistent with a hidden radiatively efficient active nucleus for their population of low-mass radio AGN, mostly observed to avoid overdensities. In fact, in agreement with their results, we also find that MIR emitters are less massive and prefer large-scale underdense regions with respect to both the sub-class of X-ray emitters and the parent radio AGN population.

3.3 AGN distribution within clusters

Darvish et al. (2017) also provide a classification for galaxies within overdense structures as either central or satellites: a *central* galaxy is identified as the most massive galaxy of each group/cluster, while all the other galaxies are classified as *satellites*. We use this further distinction to investigate our sample as a function of radio luminosity and stellar mass. This is done in Fig. 6, which shows the distributions of radio luminosities and stellar masses for those radio-selected AGN residing in clusters. The first two plots of Fig. 6 suggest that there is very little (if any) dependence of the positioning of a radio AGN within its cluster environment on its radio luminosity. This holds even for the most luminous, $P_{1.4 \text{ GHz}} \geq 10^{23.5} \text{ W Hz}^{-1} \text{sr}^{-1}$, objects. If we compare this result with that obtained earlier in this section (cf. Fig. 4), we can then conclude that (radio) AGN output is expected to be related to the preferred location of the host galaxy within overdense structures, but is irrelevant to the

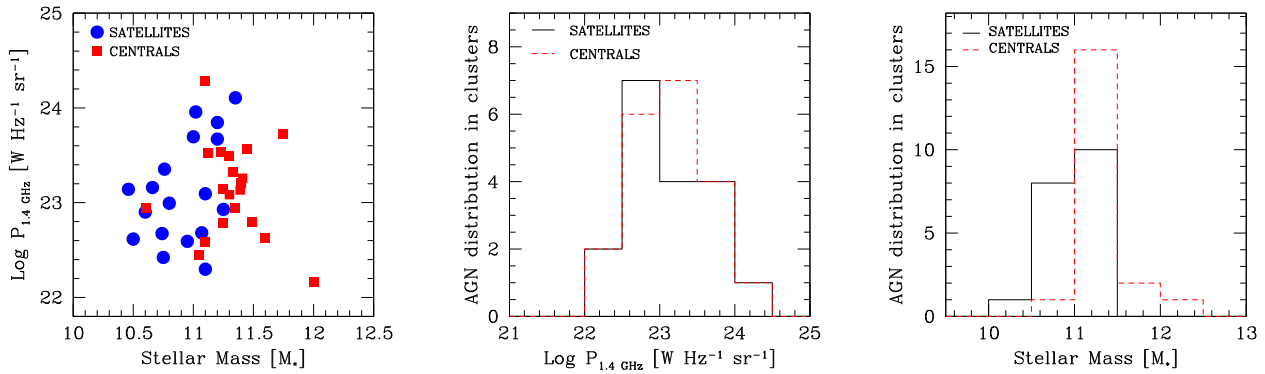


Figure 6. Distributions of stellar masses and radio luminosities for radio-selected AGN identified either as satellite galaxies or as the central one of the cluster environments they belong to.

favourite position (center or satellite) of the radio AGN within its cluster environment.

The situation changes if we investigate radio AGN of different stellar masses. Indeed, in this case not only we find that stellar mass is strongly related to the AGN choice to reside within cosmological regions of different richness (cf. Figs 2 and 3) but, although in this case the result might just reflect the well-known phenomenon of mass segregation, it is also observed to strongly influence the preferred location of the AGN within its overdensity. The left-hand and right-hand panels of Fig. 6 clearly show that this latter dependence is rather remarkable, as almost all radio-selected AGNs (10 out of 11) with $M_* > 10^{11.3} M_\odot$ coincide with a cluster central galaxy, while 9 out of 10 of those with $M_* < 10^{11} M_\odot$ are satellites.

4 CONCLUSIONS

We have presented the environmental properties of $z \leq 1.2$ radio-selected AGN obtained by pinpointing their location within the cosmic web of galaxies as identified in the COSMOS field by Darvish et al. (2017). The main results of our work can be summarized as follows:

(1) Radio-selected AGN prefer rich environments. 18 ± 3 per cent of them are in fact found within clusters, while the fraction of ‘normal’ COSMOS galaxies within the same kind of structures is a factor 2 smaller (10.9 per cent; Darvish et al. 2017). The situation is reversed in the field (40 \pm 4 per cent vs 48 per cent), while a similar percentage of radio-emitting AGN and normal galaxies is found to reside within filaments. The result for a preponderance of radio-active AGN in overdense regions mirrors that obtained by Malavasi et al. (2015) also on the COSMOS field, despite the different criteria adopted by these latter authors to identify both *bona fide* AGN and overdensities.

(2) Star-formation activity within the host galaxies of radio-active AGN does not seem to be related to the large-scale environment of the galaxy itself. In fact, radio-selected AGN associated with ongoing star formation are found within environments which are indistinguishable from those inhabited by the parent radio AGN population.

(3) Both radio luminosity and stellar content of the host galaxy seem to affect the location of the radio AGN within different regions of the cosmic web. In particular, we find that 24^{+5}_{-4} per cent of those with $M_* \geq 10^{11} M_\odot$ are located in clusters, while this is only true for 11^{+4}_{-3} per cent of the radio AGN with $M_* < 10^{11} M_\odot$. Such a deficit of low-mass radio-emitting AGN within

overdense/cluster-like structures is balanced off in the field where we find more low-mass sources (49^{+8}_{-7} per cent) than more massive ones (33^{+6}_{-5} per cent). No difference in the environmental properties of the two sub-populations is instead observed within filaments.

We stress that the above results may not be solely due to the well-known phenomenon of mass segregation certainly present also in our case, as we find $(1.5-2)\sigma$ differences in the way radio-selected AGN and normal galaxies with the same stellar mass content occupy the various cosmological structures. These differences can almost certainly be ascribed to the presence of nuclear radio activity, and our results suggest that such an activity tends to be favoured either in large, $M_* \gtrsim 10^{11} M_\odot$, stellar mass systems residing within overdense structures or in smaller ($M_*/M_\odot \lesssim 10^{10.4}$), more isolated galaxies.

(4) Even more striking is the dependence of the environment of radio-selected AGN on their radio luminosity: indeed, 38^{+15}_{-11} per cent of the sources more powerful than $P_{1.4 \text{ GHz}} = 10^{23.5} \text{ WHz}^{-1} \text{ sr}^{-1}$ are found within clusters, while this is true for only 15 ± 3 per cent of those with $P_{1.4 \text{ GHz}} < 10^{23.5} \text{ WHz}^{-1} \text{ sr}^{-1}$. At the same time, we find that only 24^{+13}_{-9} per cent of the radio-luminous, $P_{1.4 \text{ GHz}} > 10^{23.5} \text{ WHz}^{-1} \text{ sr}^{-1}$, AGNs are associated with isolated galaxies, while the percentage for the fainter ones is sensibly higher (42 ± 5 per cent).

(5) AGN emission at wavelengths other than radio also seems to be connected with the favourite environment of radio-active AGN. In fact, while radio AGN that are also active in the MIR are mainly found as isolated galaxies (72^{+26}_{-20} per cent in the field vs 5^{+13}_{-3} per cent in clusters), the opposite seems to be true for the sub-population of radio-selected X-ray emitters, as the few which are present in our sample all reside within cluster-like structures.

The existence of a class of radio-selected AGN that also emit in the MIR and are hosted by low-mass ($M_* \lesssim 10^{10.5} M_\odot$) galaxies that preferentially reside in underdense regions might suggest different mechanisms triggering nuclear radio activity, e.g. galaxy-galaxy interaction in low-mass galaxies and gas accretion from the surrounding cluster in high-mass galaxies (cf. Tasse et al. 2008). Further work is needed to test and eventually confirm this intriguing scenario.

(6) Lastly, we studied the distribution of radio-active AGNs within cluster-like structures as a function of both radio luminosity and stellar content of the hosts. Our results indicate that while there is a strong dependence on the stellar mass as virtually all AGN hosts associated with cluster satellite galaxies have $M_* < 10^{11.3} M_\odot$ and all those that coincide with a cluster central galaxy have $M_* > 10^{11} M_\odot$, the specific location of a radio AGN

within the cluster environment is only marginally dependent on its radio luminosity. Interestingly, the above results mirror those presented by Allevato et al. (2012) for a sample of $z < 1$ X-ray selected AGN.

What emerges from our work is therefore a scenario whereby the physical properties of the sources on sub-pc/pc (radio luminosity and/or AGN emission at different wavelengths) and kpc (stellar mass) scales strongly influence the large-scale structure behaviour of the AGN itself, up to the point of possibly determining its favourite environment. On the other hand, the precise location of radio-emitting AGN within overdense structures only seems to be related to the stellar mass associated with the AGN host.

ACKNOWLEDGEMENTS

MM wishes to thank G. Caprini, I. Codispoti, F.R. Fuxa, D. Laurenti, C. Levi, C. Ratti, and R. Tomassetti for help and support during the completion of this work; R. Masetti, M. Salgarello, and L. Barone for giving me the chance to complete it. We also wish to thank the referee Dr Heinz Andernach for valuable comments that have largely improved the paper.

REFERENCES

- Allevato V. et al., 2012, *ApJ*, 758, 47
 Best P. N., 2004, *MNRAS*, 351, 70
 Best P. N., von der Linden A., Kauffmann G., Heckman T. M., Kaiser C. R., 2007, *MNRAS*, 379, 894
 Bondi M., Ciliegi P., Schinnerer E., Smolcic V., Jahke K., Carilli C., Zamorani G., 2008, *ApJ*, 681, 1129
 Brusa M. et al., 2010, *ApJ*, 716, 348
 Castignani G., Chiaberge M., Celotti A., Norman C., De Zotti G., 2014, *ApJ*, 792, 114
 Chang Y. et al., 2017, *ApJS*, 233, 19
 Darvish B., Mobasher B., Martin D.C., Sobral D., Scoville N., Stroe A., Hemmati S., Kartaltepe J., 2017, *ApJ*, 837, 16
 Donley J. L. et al., 2012, *ApJ*, 748, 142
 Donoso E., Cheng L., Kauffmann G., Best P. N., Heckman T. M., 2010, *MNRAS*, 407, 1078
 Fine S., Shanks T., Nikoloudakis N., Sawangwit U., 2011, *MNRAS*, 418, 2251
 Gehrels N., 1986, *ApJ*, 303, 336

- Hatch N. A. et al., 2014, *MNRAS*, 445, 280
 Ilbert O. et al., 2013, *A&A*, 556, A55
 Laigle C. et al., 2016, *ApJS*, 224, 24
 Lindsay S. N. et al., 2014a, *MNRAS*, 440, 1527
 Lindsay S. N., Jarvis M. J., McAlpine K., 2014b, *MNRAS*, 440, 2332
 Lutz D. et al., 2011, *A&A*, 532, A90
 Magliocchetti M., Brüggen M., 2007, *MNRAS*, 379, 260
 Magliocchetti M. et al., 2002, *MNRAS*, 333, 100
 Magliocchetti M. et al., 2004, *MNRAS*, 350, 1485
 Magliocchetti M. et al., 2014, *MNRAS*, 442, 682
 Magliocchetti M., Popesso P., Brusa M., Salvato M., Laigle C., McCracken H. J., Ilbert I., 2017, *MNRAS*, 464, 3271
 Magliocchetti M., Popesso P., Brusa M., Salvato M., 2018, *MNRAS*, 473, 2493
 Malavasi N., Bardelli S., Ciliegi P., Ilbert O., Pozzetti L., Zucca E., 2015, *A&A*, 576, A101
 Marchesi S. et al., 2016, *ApJ*, 830, 100
 McAlpine K., Jarvis M. J., Bonfield D. G., 2013, *MNRAS*, 436, 1084
 Padovani P., Bonzini M., Kellermann K., Mainieri V., Miller N., Tozzi P., 2015, *MNRAS*, 452, 1263
 Porciani C., Magliocchetti M., Norberg P., 2004, *MNRAS*, 355, 1010
 Retana-Montenegro E., Röttgering H. J. A., 2017, *A&A*, 600, A97
 Schinnerer E. et al., 2007, *ApJS*, 172, 46
 Scoville N. et al., 2007, *ApJS*, 172, 1
 Shen Y. et al., 2009, *ApJ*, 697, 1656
 Shen L. et al., 2017, *MNRAS*, 472, 998
 Tasse C., Best P. N., Röttgering H., Le Borgne D., 2008, *A&A*, 490, 893
 Wake D. A., Croom S. M., Sadler E. M., Johnston H. M., 2008, *MNRAS*, 391, 1674
 Wylezalek D. et al., 2013, *ApJ*, 769, 79

SUPPORTING INFORMATION

Supplementary data are available at [MNRAS](#) online.

[table_AGN_environment.txt](#)
[table_AGN_environment.pdf](#)

Please note: Oxford University Press is not responsible for the content or functionality of any supporting materials supplied by the authors. Any queries (other than missing material) should be directed to the corresponding author for the article.

This paper has been typeset from a $\text{\TeX}/\text{\LaTeX}$ file prepared by the author.