



Publication Year	2021
Acceptance in OA	2022-03-17T16:22:52Z
Title	Primordial non-Gaussianity from biased tracers: Likelihood analysis of real-space power spectrum and bispectrum
Authors	Moradinezhad Dizgah, Azadeh, Biagetti, Matteo, SEFUSATTI, Emiliano, Desjacques, Vincent, Norea, Jorge
Publisher's version (DOI)	10.1088/1475-7516/2021/05/015
Handle	http://hdl.handle.net/20.500.12386/31688
Journal	JOURNAL OF COSMOLOGY AND ASTROPARTICLE PHYSICS
Volume	2021

Primordial Non-Gaussianity from Biased Tracers

Likelihood Analysis of Real-Space Power Spectrum and Bispectrum

Azadeh Moradinezhad Dizgah,^a Matteo Biagetti,^{b,c} Emiliano Sefusatti,^{d,c,e} Vincent Desjacques,^f Jorge Noreña^g

^aDépartement de Physique Théorique, Université de Genève, 24 quai Ernest Ansermet, 1211 Genève 4, Switzerland

^bInstitute for Theoretical Physics, University of Amsterdam, 1098 XH Amsterdam, Netherlands

^cInstitute for Fundamental Physics of the Universe, Via Beirut 2, 34151 Trieste, Italy

^dIstituto Nazionale di Astrofisica, Osservatorio Astronomico di Trieste, via Tiepolo 11, 34143 Trieste, Italy

^eIstituto Nazionale di Fisica Nucleare, Sezione di Trieste, via Valerio 2, 34127 Trieste, Italy

^fPhysics department, Technion – Israel Institute of Technology, Haifa 3200003, Israel

^gInstituto de Física, Pontificia Universidad Católica de Valparaíso, Casilla 4950, Valparaíso, Chile

E-mail: Azadeh.MoradinezhadDizgah@unige.ch

Abstract. Upcoming galaxy redshift surveys promise to significantly improve current limits on primordial non-Gaussianity (PNG) through measurements of 2- and 3-point correlation functions in Fourier space. However, realizing the full potential of this dataset is contingent upon having both accurate theoretical models and optimized analysis methods. Focusing on the local model of PNG, parameterized by f_{NL} , we perform a Monte-Carlo Markov Chain analysis to confront perturbation theory predictions of the halo power spectrum and bispectrum in real space against a suite of N-body simulations. We model the halo bispectrum at tree-level, including all contributions linear and quadratic in f_{NL} , and the halo power spectrum at 1-loop, including tree-level terms up to quadratic order in f_{NL} and all loops induced by local PNG linear in f_{NL} . Keeping the cosmological parameters fixed, we examine the effect of informative priors on the linear non-Gaussian bias parameter on the statistical inference of f_{NL} . A conservative analysis of the combined power spectrum and bispectrum, in which only loose priors are imposed and all parameters are marginalized over, can improve the constraint on f_{NL} by more than a factor of 5 relative to the power spectrum-only measurement. Imposing a strong prior on b_ϕ , or assuming bias relations for both b_ϕ and $b_{\phi\delta}$ (motivated by a universal mass function assumption), improves the constraints further by a factor of few. In this case, however, we find a significant systematic shift in the inferred value of f_{NL} if the same range of wavenumber is used. Likewise, a Poisson noise assumption can lead to significant systematics, and it is thus essential to leave all the stochastic amplitudes free.

Contents

1	Introduction	2
2	Halo Clustering Statistics: Theory	3
2.1	Perturbative bias expansion	4
2.1.1	Gaussian initial conditions	4
2.1.2	Local primordial non-Gaussianity	5
2.1.3	Non-Gaussian bias parameters	6
2.2	Halo power spectrum	7
2.2.1	Gaussian initial conditions	8
2.2.2	Local primordial non-Gaussianity	9
2.2.3	Stochastic contributions	10
2.2.4	Nonlinear matter power spectrum	11
2.3	Halo bispectrum	12
2.3.1	Deterministic contributions	12
2.3.2	Stochastic contributions	13
3	Comparison with N-body Simulations	14
3.1	Likelihoods and analysis pipeline	14
3.2	Simulation specifications	15
3.3	Results	17
3.3.1	Gaussian initial conditions	17
3.3.2	Local primordial non-Gaussianity	20
4	Conclusions	29
A	Measurements of Linear Biases	32
A.1	Linear Gaussian bias	32
A.2	Linear non-Gaussian bias	32
B	IR Resummation	34
B.1	Broadband extraction	35
B.2	Impact on parameter constraints	38
C	Consistency Tests	39
D	Tables of MCMC Best-fit Values	42

1 Introduction

The simplest models of inflation predict a nearly Gaussian distribution of primordial fluctuations. The detection or a stringent constraint on primordial non-Gaussianity (PNG) would provide a unique window to probe the physics of the early Universe that set the seed of cosmic structure. Currently, the best limits on PNG are those from measurements of the temperature and polarization of the cosmic microwave background (CMB) by the Planck satellite [1]. While the constraints from the current generation of galaxy surveys are weaker than those from the CMB, upcoming surveys such as EUCLID [2], DESI [3], SPHEREx [4], and LSST [5], are expected to provide significantly tighter constraints, enabling us to distinguish between models of inflation. Furthermore, measurements of fluctuations in the cumulative light from an ensemble of sources via the intensity mapping technique [6] have the potential of constraining PNG beyond what is achievable by CMB and galaxy surveys [7–11], if systematics and foregrounds can be kept under control [12].

The presence of PNG induces non-zero higher-order, i.e. beyond the 2-point, correlation functions of the distribution of Dark Matter (DM) at early times. This has two main effects on structure formation at late times. The first is a primordial contribution to higher-order statistics (HOS) of matter fluctuations simply due to the linear evolution of the initial ones. This effect and its detection in the skewness and the bispectrum of the galaxy distribution has been first recognized and studied as a test of the initial conditions in [13–17], while the imprints on weak gravitational lensing of galaxies was studied in [18–20]. The second effect consists in a modification of the abundance of dark matter halos, altering, in turn, the bias relation between matter and its tracers, and therefore affecting the tracers correlation functions of all orders. For local PNG, which is considered a smoking-gun for multi-field models of inflation, the effect induced on linear galaxy bias presents a peculiar scale-dependent correction at large scales [21–26] used to constrain the PNG amplitude parameter f_{NL} from the galaxy and quasar power spectra measured in current optical surveys [27–31] (see [32–34] for reviews on the topic).

Due to this effect on the linear bias, the galaxy power spectrum is considered a clean probe of local PNG since it is unlikely that astrophysical phenomena could induce such scale-dependent correction. Nevertheless, there are reasons to look beyond the power spectrum and consider higher-order correlation functions of the galaxy distribution. The first and the most obvious one is that HOS provide additional information, in principle significantly surpassing the constraining power of the power spectrum on smaller scales [35]. Second, having a different dependence on bias and cosmological parameters compared to the power spectrum, including the HOS helps in alleviating parameter degeneracies. Third, since the measurements of the power spectrum on large scales can be severely affected by observational systematic errors [28, 36–38], combining the power spectrum and the bispectrum can provide a more robust determination of f_{NL} . Last but not the least, for other models of PNG with no significant effect on the linear bias, the HOS simply are the most natural and direct observables to consider [39–43]. Therefore, a complete assessment of the potential of future galaxy surveys to constrain local-type PNG can only come from a combined analysis of the galaxy power spectrum and higher-order correlation functions, starting with the galaxy bispectrum as the simplest and most relevant choice.

The large volume and the unprecedented precision of data from upcoming galaxy surveys will allow for higher signal-to-noise measurements of Fourier-space 3-point clustering statistics of galaxies, compared to the current measurements [44–47]. There has been a substantial amount of work in developing accurate theoretical models of clustering statistics and testing them against

numerical simulations [48–71]. At the power spectrum level, and assuming Gaussian initial conditions, the latest theoretical developments, including modeling of the non-linearities of DM fluctuations, biasing relation between DM and its tracers, and redshift-space distortions (RSD), have been applied to BOSS data to constrain Λ CDM and its extensions [72–77]. For the halo bispectrum, the development of theoretical models and testing their accuracy against simulations have progressed slower than for the power spectrum, but the topic has been witnessing increasing attention by the community in recent years [62, 63, 68, 71, 78–87].

Essentially all the constraints on local PNG thus far have been inferred from measurements of the galaxy power spectrum [27, 28, 28–31, 88, 89] (see, however, [90] for constraints on small-scale PNG from UV galaxy luminosity functions). At the simulation level, several studies focused on the comparison of theoretical predictions of halo mass function and power spectrum against N-body results [22, 91–97]. However, as far as the bispectrum is concerned, only a few similar comparisons have been carried out [35, 98–101], most of the literature offering Fisher matrix forecasts only [10, 17, 43, 102–104], or MCMC forecasts using synthetic data generated via tree-level perturbation theory [105]. The prospects of alternative estimators of HOS to constrain PNG have been also investigated recently (see for instance [106–110]).

In this paper, taking advantage of the recent developments in the modeling of galaxy clustering statistics, we determine the validity range of the halo 1-loop power spectrum and tree-level bispectrum approximations with the EOS simulation dataset, which includes cosmologies with local PNG. We then perform, for the first time, a full Monte Carlo analysis to investigate the impact of the model ingredients on the inference of the nonlinear parameter f_{NL} . After validating the model against the simulations, we assess the extent to which constraints on f_{NL} improve with a combined power spectrum and bispectrum analysis and in relation to the choice of priors on the PNG model parameters.

It is worth noticing, *en passant*, that such comparisons with numerical simulations extended to the bispectrum, particularly to the non-trivial scenario of non-Gaussian initial conditions, represent interesting tests for Perturbation Theory (PT) itself.

The paper is organized as follows. In section §2, we discuss the perturbative bias approach to halo clustering statistics, including both the power spectrum and bispectrum. In section §3, we first describe our analysis pipeline and the N-body simulations and then present the results of our likelihood analysis. Finally, we conclude in section §4. We also provide additional details on our analysis in a series of appendices. In appendix §A, we present independent measurements of the linear biases from separate universe simulations and matter-halo cross-spectrum, while in appendix B, we discuss the modeling of IR resummation, the methods for the wiggle-no-wiggle split of the matter power spectrum, and the impact of the IR resummation on the constraints from the halo power spectrum. Finally, in appendix §C, we present the constraints from the halo power spectrum, assuming tree-level or 1-loop model for several choices of the scales included in the analysis, which serves as a consistency test for the main analysis.

2 Halo Clustering Statistics: Theory

In this section we describe the perturbative bias approach to halo clustering, from which one can compute the (real space) 1-loop halo power spectrum and the tree-level bispectrum in the presence of local PNG. In addition to reviewing the existing literature on the topic, we present some new results required by our comparison with N-body simulations.

2.1 Perturbative bias expansion

We start from the perturbative bias expansion in Eulerian space (see, e.g., [111] for a summary). In the presence of primordial non-Gaussianity, this is comprised of two parts,

$$\delta_h(\mathbf{x}) = \delta_h^G(\mathbf{x}) + \delta_h^{\text{PNG}}(\mathbf{x}), \quad (2.1)$$

where \mathbf{x} is the comoving Eulerian coordinate. We shall omit the explicit time-dependence of this perturbative expansion for short hand convenience. Here, $\delta_h^G(\mathbf{x})$ denotes the contributions arising from the (nonlinear) gravitational evolution for Gaussian initial conditions, whereas $\delta_h^{\text{PNG}}(\mathbf{x})$ takes into account the terms induced by primordial non-Gaussianity. Since we are interested in primordial non-Gaussianity of the local type (hereafter local PNG), we will restrict $\delta_h^{\text{PNG}}(\mathbf{x})$ to that particular PNG model.

2.1.1 Gaussian initial conditions

Symmetry considerations determine the perturbative expansion of the halo density field in terms of the underlying matter distribution. This expansion includes three sets of operators at each perturbative order [50, 55, 65, 112–119]: (a) a deterministic local expansion where each operator has exactly two spatial derivatives acting on each occurrence of the gravitational potential Φ and velocity potential Φ_v , (b) stochastic contributions, which among others account for the discreteness of the tracers, and the scatter in the deterministic bias relations, (c) higher-derivative terms modelling departures from locality in galaxy formation.

The halo bias expansion up to third order, thus, takes the form

$$\begin{aligned} \delta_h^G(\mathbf{x}) = & b_1 \delta(\mathbf{x}) + b_{\nabla^2 \delta} \nabla^2 \delta(\mathbf{x}) + \epsilon(\mathbf{x}) + \frac{b_2}{2} \delta^2(\mathbf{x}) + b_{\mathcal{G}_2} \mathcal{G}_2(\mathbf{x}) + \epsilon_\delta(\mathbf{x}) \delta(\mathbf{x}) \\ & + \frac{b_3}{6} \delta^3(\mathbf{x}) + b_{\mathcal{G}_3} \mathcal{G}_3(\mathbf{x}) + b_{(\mathcal{G}_2 \delta)} \mathcal{G}_2(\mathbf{x}) \delta(\mathbf{x}) + b_{\Gamma_3} \Gamma_3(\mathbf{x}) + \epsilon_{\delta^2}(\mathbf{x}) \delta^2(\mathbf{x}) + \epsilon_{\mathcal{G}_2}(\mathbf{x}) \mathcal{G}_2(\mathbf{x}) \end{aligned} \quad (2.2)$$

where \mathcal{G}_2 and \mathcal{G}_3 are the second and third order Galileon operators

$$\mathcal{G}_2(\Phi) \equiv (\partial_i \partial_j \Phi)^2 - (\partial^2 \Phi)^2, \quad (2.3)$$

$$\mathcal{G}_3(\Phi) \equiv -\partial_i \partial_j \Phi \partial_j \partial_k \Phi \partial_k \partial_i \Phi - \frac{1}{2} (\partial^2 \Phi)^3 + \frac{3}{2} (\partial_i \partial_j \Phi)^2 \partial^2 \Phi, \quad (2.4)$$

while Γ_3 is the difference between density and velocity tidal tensors [119],

$$\Gamma_3 \equiv \mathcal{G}_2(\Phi) - \mathcal{G}_2(\Phi_v). \quad (2.5)$$

The series expansion Eq. (2.2) includes all the possible operators (up to third order) consistent with rotational symmetry and the equivalence principle. Higher-derivative operators like $b_{\nabla^2 \delta}$ have units of length to some integer power. For halos, the characteristic length R is the “non-locality” scale of halo formation, which is of order the halo Lagrangian radius. These operators become relevant when $kR \gtrsim 1$. The tidal fields, described by the Galileon operators, only contribute at second and higher order since the contraction of indices requires at least two powers of density field. The operator Γ_3 cannot be expressed locally in terms of the density and tidal fields. It is related to the local difference of the tidal and velocity shear and, moreover, only appears at third and higher orders since, at linear order, the density and velocity potentials are equal, $\Phi_v^{(1)} = \Phi^{(1)}$.

The specific value of the halo bias parameters depend on various halo properties such as the mass, assembly history, etc. and they are usually treated as independent parameters.

However, when halos are characterized by their mass only, it is possible to reduce the size of the parameter space on establishing one-to-one (analytical or phenomenological) relations among the bias parameters, although these can be fairly sensitive to the choice of the halo finder algorithm, when calibrating them on N-body simulations. Another alternative consists in assuming a model for the formation and/or evolution of the halos. In the co-evolution model for instance [see, e.g., 119, 120], the values of $b_{\mathcal{G}_2}$ and b_{Γ_3} are related to the linear bias b_1 through the relations

$$b_{\mathcal{G}_2} = -\frac{2}{7}(b_1 - 1), \quad b_{\Gamma_3} = \frac{23}{42}(b_1 - 1). \quad (2.6)$$

In the MCMC analysis presented in section 3 we shall treat all the Gaussian bias parameters as free, and provide a comparison of their best-fit values to the predictions of co-evolution model.

2.1.2 Local primordial non-Gaussianity

The statistical properties of the initial fluctuations can be described in terms of the primordial Bardeen potential ϕ . For modes that enter the horizon during the matter-dominated epoch, $\phi = (3/5)\mathcal{R}$ is directly proportional to the curvature perturbations \mathcal{R} in comoving gauge. By contrast, the Newtonian potential Φ is related to ϕ through an extra multiplicative transfer function $T(k)$ which converges to unity at large scales, $T(k \rightarrow 0) = 1$. The Poisson's equation then implies that the Bardeen potential ϕ is related to the linearly extrapolated matter overdensity δ_0 during the matter-domination era as

$$\delta_0(\mathbf{k}, z) = \mathcal{M}(k, z)\phi(\mathbf{k}), \quad \mathcal{M}(k, z) = \frac{2k^2 T(k) D(z)}{3\Omega_m H_0^2}, \quad (2.7)$$

where $D(z)$ is the linear growth factor normalized to $(1+z)^{-1}$ in the matter-dominated era. Local PNG can be modeled as a Taylor expansion of the primordial fluctuations around a Gaussian field ϕ_G ,

$$\phi(\mathbf{x}) = \phi_G(\mathbf{x}) + f_{\text{NL}} [\phi_G^2(\mathbf{x}) - \langle \phi_G^2 \rangle] + \mathcal{O}(\phi_G^3) \quad (2.8)$$

which, at leading-order in f_{NL} , gives rise to the local-shape primordial bispectrum,

$$B_\phi(k_1, k_2, k_3) = 2f_{\text{NL}} [P_\phi(k_1)P_\phi(k_2) + 2 \text{ perms}]. \quad (2.9)$$

Here, $P_\phi(k)$ is the power spectrum of the Gaussian part of primordial potential, ϕ_G .

In the presence of a local PNG, the bias expansion in Eq. (2.2) must be extended in order to account for the explicit dependence of the halo density field on the primordial Bardeen potential ϕ . This is most easily achieved through a multivariate expansion of δ_h in terms of both the matter density (and tidal shear) and the primordial Bardeen potential [27, 65, 121–124]. Retaining only terms linear in $f_{\text{NL}}\phi(\mathbf{p})$ - as well as the leading-order term quadratic in f_{NL} - the contribution which needs to be added to δ_h^{G} is

$$\begin{aligned} \delta_h^{\text{PNG}}(\mathbf{x}) = & f_{\text{NL}} [b_\phi \phi(\mathbf{p}) + b_{\nabla^2 \phi} \nabla_p^2 \phi(\mathbf{p}) + b_{\phi\delta} \phi(\mathbf{p})\delta(\mathbf{x}) + \epsilon_\phi(\mathbf{x})\phi(\mathbf{p}) \\ & + b_{\phi\delta^2} \phi(\mathbf{p})\delta^2(\mathbf{x}) + b_{\phi\mathcal{G}_2} \phi(\mathbf{p})\mathcal{G}_2(\mathbf{x}) + \epsilon_{\phi\delta}(\mathbf{x})\phi(\mathbf{p})\delta(\mathbf{x})] + \frac{1}{2} f_{\text{NL}}^2 b_{\phi^2} \phi^2(\mathbf{p}). \end{aligned} \quad (2.10)$$

As we will see shortly, the third-order operators $\phi\delta^2$ and $\phi\mathcal{G}_2$ do not contribute to the power spectrum at one-loop since, like δ^3 , $\delta\mathcal{G}_2$ and \mathcal{G}_3 in the Gaussian case, their contribution amounts to a scale-independent correction to the linear bias b_1 . Furthermore, we only retained the leading-order f_{NL}^2 -term, $b_{\phi^2}\phi^2$, to emphasize that such terms in the bias expansion are significant at very low wavenumber solely.

Note also that, in the bias expansion above, the primordial fluctuations ϕ are evaluated at the Lagrangian position \mathbf{p} (to ensure that primordial non-Gaussianity is imprinted in the initial conditions), while the density field is evaluated at Eulerian position \mathbf{x} . This is because the coupling between non-Gaussianity of primordial fluctuations and matter fluctuations is present in the initial conditions, and not induced by evolution. Therefore, when computing correlation functions, contributions due to the expansion of the Lagrangian position \mathbf{p} around the Eulerian position \mathbf{x} arise, e.g.

$$\phi(\mathbf{p}) = \phi(\mathbf{x}) + \nabla\phi(\mathbf{x}) \cdot \nabla\Phi_\ell(\mathbf{x}) \quad (2.11)$$

where Φ_ℓ is the long wavelength mode of Newtonian potential.

2.1.3 Non-Gaussian bias parameters

The parameter b_ϕ accounts for the fact that local PNG modulates the amplitude of small-scale fluctuations, while $b_{\phi\delta}$ quantifies the response of δ_h to a simultaneous change in the background density and in the amplitude of small-scale fluctuations [27]. Therefore, b_ϕ leads to the famous scale-dependent correction [22]

$$\Delta b_1(k) = f_{\text{NL}} b_\phi \mathcal{M}^{-1}(k). \quad (2.12)$$

It is clear that if this is the only effect of PNG considered, to avoid the exact degeneracy with f_{NL} , a prior knowledge of b_ϕ is required. In this respect, as emphasized in [27], b_ϕ is given by

$$b_\phi \equiv \frac{\partial \ln n_h}{\partial \ln \sigma_8} \quad (2.13)$$

where $\delta_c = 1.686$ is the critical threshold for spherical collapse of halos, and σ_8 is the variance of the density field smoothed on the scale of $8 h^{-1}\text{Mpc}$. The approximation

$$b_\phi \simeq 2\delta_c(b_1 - 1), \quad (2.14)$$

is valid only for universal halo mass functions (hereafter UMF) such as Press-Schechter and Sheth-Tormen [125, 126]. However, this relation is often adopted in the analysis of redshift surveys aiming at constraining f_{NL} [27].

Under the assumption of a UMF, we can derive, in a similar way, expressions for the higher-order non-Gaussian bias parameters. For instance at second-order, given the mapping between Eulerian and Lagrangian biases,

$$b_{\phi\delta} = b_{\phi\delta}^L + b_\phi \quad (2.15)$$

$$b_{\phi^2} = b_{\phi^2}^L \quad (2.16)$$

such predictions can be obtained from the UMF assumption as [122, 123]

$$b_{\phi\delta}^L \simeq 2(-b_1^L + \delta_c b_2^L), \quad (2.17)$$

$$b_{\phi^2}^L \simeq 4\delta_c(b_2^L \delta_c - 2b_1^L). \quad (2.18)$$

In general however, the bias parameters b_ϕ , $b_{\phi\delta}$ etc. can depart significantly from their UMF expectations. Alternatively, the non-Gaussian bias parameters can be computed numerically from the response of the average halo abundance to a change the primordial amplitude A_s - or, equivalently, σ_8 - and the background density $\bar{\rho}_m$ (see Appendix §A).

The skewness of the initial matter density field, generated by PNG, impacts the halo mass function [127–130]. The effect is most pronounced for high-mass halos, since the tails of the probability distribution function of density are very sensitive to this initial skewness [131, 132]. This modification of the mass function results in scale-independent corrections, proportional to f_{NL} , to all halo biases. The effect on linear Gaussian halo bias, b_1 , is given by [92]

$$\Delta b_1(f_{\text{NL}}) = -\frac{1}{6}f_{\text{NL}} \left[3S_3(\nu^2 - 1) - \frac{d^2(\sigma S_3)}{\sigma d \ln \nu^2} \left(1 - \frac{1}{\nu^2}\right) + \frac{d(\sigma S_3)}{\sigma d \ln \nu} \left(\nu^4 - 4 - \frac{1}{\nu^2}\right) \right] + \mathcal{O}(f_{\text{NL}}^2), \quad (2.19)$$

which was shown to improve the agreement between theory and N-body simulations with large values of f_{NL} . As will show in Section §3.3.2, for $f_{\text{NL}} = 250$ simulations, we clearly detect this scale-independent offset of b_1 due to local PNG, while for $f_{\text{NL}} = 10$ simulations, it is negligible.

The dependence of the non-Gaussian bias parameters b_ϕ , $b_{\phi\delta}$ on f_{NL} has been frequently neglected (but see the discussion in [25]) since it would correspond to a correction of order f_{NL}^2 . Since viable values of f_{NL} are of order unity, any f_{NL}^2 contribution to δ_h is negligible in a realistic setting. Strictly speaking, however, the non-Gaussian biases are also functions of f_{NL} as we will demonstrate in Section §3.3.2. The reason is that they encode PNG couplings of short modes only. As a result, the halo mass function n_h which appears in the well-known Eq. (2.13) truly is the non-Gaussian mass function. This also agrees with the results obtained from a Lagrangian bias approach [133–135] (in which $b_{\phi\delta}$ is a linear superposition of third order Lagrangian bias parameters, see [100]). Writing the non-Gaussian halo mass function as a Edgeworth series [136, 137], we expect

$$\Delta b_\phi(f_{\text{NL}}) = -\frac{1}{2}f_{\text{NL}}(\nu^3 - \nu)\sigma S_3 + \mathcal{O}(f_{\text{NL}}^2) \quad (2.20)$$

$$\Delta b_{\phi\delta}(f_{\text{NL}}) = -\frac{1}{2}f_{\text{NL}}(b_1 + b_\phi/\delta_c)(\nu^3 - \nu)\sigma S_3 + \mathcal{O}(f_{\text{NL}}^2) \quad (2.21)$$

at leading-order in f_{NL} . Here, S_3 and σ are the reduced skewness and variance of the smoothed density field (filtered on the halo mass scale), while $\nu = \delta_c/\sigma$ is the peak significance. As we shall see in Section §3.3.2, the large values of $f_{\text{NL}} = \pm 250$ of our simulations allow us to detect the f_{NL} -dependence of b_ϕ unambiguously.

2.2 Halo power spectrum

Having reviewed the halo bias expansion, we now turn to the halo power spectrum, which is defined as

$$\langle \delta_h(\mathbf{k})\delta_h(\mathbf{k}') \rangle = \delta_D(\mathbf{k} + \mathbf{k}') P_h(k), \quad (2.22)$$

where δ_D is the Dirac delta function. Using the bias expansions Eqs. (2.2) and (2.10), $P_h(k)$ can be expressed as

$$P_h(k) = P_h^{\text{G}}(k) + P_h^{\text{NG}}(k) + P_{\text{SN}}(k). \quad (2.23)$$

The first two pieces include the contributions from deterministic biases, with P_h^{NG} being non-vanishing only in the presence of a local PNG. The last term, which we refer to as shot-noise, encodes the contributions from stochastic biases for both Gaussian and non-Gaussian initial conditions. We will now discuss each piece separately.

2.2.1 Gaussian initial conditions

At 1-loop order with Gaussian initial conditions, following the notation of [55], the halo power spectrum is given by

$$P_h^G(k) = b_1^2 \left[P_0(k) + P_m^{1\text{-loop}}(k) \right] + b_1 b_2 \mathcal{I}_{\delta^2}(k) + 2b_1 b_{\mathcal{G}_2} \mathcal{I}_{\mathcal{G}_2}(k) \\ + \frac{1}{4} b_2^2 \mathcal{I}_{\delta^2 \delta^2}(k) + b_{\mathcal{G}_2}^2 \mathcal{I}_{\mathcal{G}_2 \mathcal{G}_2}(k) + b_2 b_{\mathcal{G}_2} \mathcal{I}_{\delta^2 \mathcal{G}_2}(k) + 2b_1 (b_{\mathcal{G}_2} + \frac{2}{5} b_{\Gamma_3}) \mathcal{F}_{\mathcal{G}_2}(k). \quad (2.24)$$

In the first line of Eq. (2.24), P_0 is the linear matter power spectrum and $P_m^{1\text{-loop}}$ is the matter power spectrum up to 1-loop, which in Standard Perturbation Theory (SPT) is given by [48]¹

$$P_m^{1\text{-loop}}(k) = P_m^{(22)}(k) + P_m^{(13)}(k), \quad (2.25)$$

with

$$P_m^{(22)}(k) = 2 \int_{\mathbf{q}} [F_2(\mathbf{q}, \mathbf{k} - \mathbf{q})]^2 P_0(q) P_0(|\mathbf{k} - \mathbf{q}|), \quad (2.26)$$

$$P_m^{(13)}(k) = 6P_0(k) \int_{\mathbf{q}} F_3(\mathbf{q}, -\mathbf{q}, \mathbf{k}) P_0(q). \quad (2.27)$$

Here, $\int_{\mathbf{q}} \equiv d^3q$. The symmetrized second-order kernel is given by

$$F_2(\mathbf{q}, \mathbf{k} - \mathbf{q}) = \frac{k^2(7\mathbf{k} \cdot \mathbf{q} + 3q^2) - 10(\mathbf{k} \cdot \mathbf{q})^2}{14q^2|\mathbf{k} - \mathbf{q}|^2}, \quad (2.28)$$

while the symmetrized third-order kernel is given by

$$F_3(\mathbf{q}, -\mathbf{q}, \mathbf{k}) = \frac{1}{|\mathbf{k} - \mathbf{q}|^2} \left[\frac{5k^2}{63} - \frac{11\mathbf{k} \cdot \mathbf{q}}{54} - \frac{k^2(\mathbf{k} \cdot \mathbf{q})^2}{6q^4} + \frac{19(\mathbf{k} \cdot \mathbf{q})^3}{63q^4} \right. \\ \left. - \frac{23k^2\mathbf{k} \cdot \mathbf{q}}{378q^2} - \frac{23(\mathbf{k} \cdot \mathbf{q})^2}{378q^2} + \frac{(\mathbf{k} \cdot \mathbf{q})^3}{9k^2q^2} \right]. \quad (2.29)$$

The other loop contributions in Eq. (2.24), all vanishing in the limit $k \rightarrow 0$, are given by:

$$\mathcal{I}_{\delta^2}(k) = 2 \int_{\mathbf{q}} F_2(\mathbf{q}, \mathbf{k} - \mathbf{q}) P_0(|\mathbf{k} - \mathbf{q}|) P_0(q), \quad (2.30)$$

$$\mathcal{I}_{\mathcal{G}_2}(k) = 2 \int_{\mathbf{q}} S^2(\mathbf{q}, \mathbf{k} - \mathbf{q}) F_2(\mathbf{q}, \mathbf{k} - \mathbf{q}) P_0(|\mathbf{k} - \mathbf{q}|) P_0(q), \quad (2.31)$$

$$\mathcal{I}_{\delta^2 \delta^2}(k) = 2 \int_{\mathbf{q}} [P_0(|\mathbf{k} - \mathbf{q}|) P_0(q) - P_0^2(q)], \quad (2.32)$$

$$\mathcal{I}_{\mathcal{G}_2 \mathcal{G}_2}(k) = 2 \int_{\mathbf{q}} [S^2(\mathbf{q}, \mathbf{k} - \mathbf{q})]^2 P_0(|\mathbf{k} - \mathbf{q}|) P_0(q), \quad (2.33)$$

$$\mathcal{I}_{\delta^2 \mathcal{G}_2}(k) = 2 \int_{\mathbf{q}} S^2(\mathbf{q}, \mathbf{k} - \mathbf{q}) P_0(|\mathbf{k} - \mathbf{q}|) P_0(q), \quad (2.34)$$

$$\mathcal{F}_{\mathcal{G}_2}(k) = 4P_0(k) \int_{\mathbf{q}} S^2(\mathbf{q}, \mathbf{k} - \mathbf{q}) F_2(\mathbf{q}, -\mathbf{k}) P_0(q), \quad (2.35)$$

where the kernel S^2 is the Fourier transform of the Galileon operator and can be written as:

$$S^2(\mathbf{k}_1, \mathbf{k}_2) = \left(\frac{\mathbf{k}_1 \cdot \mathbf{k}_2}{k_1 k_2} \right)^2 - 1. \quad (2.36)$$

¹The non-linear kernels appearing in the loop integrals are the symmetrized ones, obtained by summing over all permutations of the momenta.

Following the notation of [55], the \mathcal{F} -terms contain a contraction between the two legs of the composite operators (which are products of fields evaluated at coincident points), and the \mathcal{I} -terms only contain contractions with the external leg [55]. Note that the $\mathcal{F}_{\delta^2} = 0$ since it is absorbed in the definition of renormalized halo biases. Since $\mathcal{F}_{\mathcal{G}_2}$ is proportional to linear matter power spectrum, it can be considered as a scale-dependent contribution to the linear halo bias.

To illustrate and compare the scale-dependence of these expressions, we show in the left panel of Figure 1 all the individual contributions to Eq. (2.24). Each contribution is labeled by the appropriate multiplicative combination of bias parameters. To get insight into the relevant magnitude of these contributions, we set the model parameters to the best-fit values retrieved from a MCMC analysis of EOS simulations with Gaussian initial conditions (G85L) (see Section §3.3.1 for details). The measured halo power spectrum (the data points) was fitted up to a maximum wavenumber $k_{\max} = 0.4 h/\text{Mpc}$ (shown as the vertical dashed line). Dashed (solid) curves indicate negative (positive) values. As expected, the linear contribution is sufficient to fit the data on the large scales where the loop contributions are negligible. On smaller scales however, loops are necessary to account for the measurement, which is otherwise underestimated by the tree-level contribution.

2.2.2 Local primordial non-Gaussianity

Retaining 1-loop corrections linear in f_{NL} together with all the tree-level terms from Eq.(2.10), and neglecting the contribution of higher derivative bias $b_{\nabla^2\phi}$, the power spectrum contribution arising from local PNG is given by

$$\begin{aligned}
P_h^{\text{PNG}}(k) = f_{\text{NL}} & \left\{ b_1^2 \mathcal{M}^{-1}(k) P_0(k) \tilde{\mathcal{I}}_\phi(k) + 2b_1 b_\phi \left[\mathcal{M}^{-1}(k) \left(P_0(k) + P_m^{(13)}(k) \right) + \mathcal{I}_\phi(k) \right] \right. \\
& + 2b_1 b_{\phi\delta} \mathcal{I}_{\phi\delta}(k) + b_2 b_\phi \mathcal{I}_{\delta^2}^{\text{PNG}}(k) + 2b_{\mathcal{G}_2} b_\phi \mathcal{I}_{\mathcal{G}_2}^{\text{PNG}}(k) \\
& + b_2 b_{\phi\delta} \mathcal{I}_{\delta^2, \phi\delta}(k) + 2b_{\mathcal{G}_2} b_{\phi\delta} \mathcal{I}_{\mathcal{G}_2, \phi\delta}(k) + 2(b_{\mathcal{G}_2} + \frac{2}{5} b_{\Gamma_3}) b_\phi \mathcal{F}_{\mathcal{G}_2}^{\text{PNG}}(k) \left. \right\} \\
& + f_{\text{NL}}^2 \mathcal{M}^{-2}(k) P_0(k) \left[b_\phi^2 + 2b_1 b_\phi \tilde{\mathcal{I}}_\phi(k) \right], \tag{2.37}
\end{aligned}$$

where

$$\tilde{\mathcal{I}}_\phi(k) = \int_{\mathbf{q}} F_2(\mathbf{q}, \mathbf{k} - \mathbf{q}) \left[\mathcal{M}^{-1}(q) \mathcal{M}(|\mathbf{k} - \mathbf{q}|) P_0(q) + \mathcal{M}(q) \mathcal{M}^{-1}(|\mathbf{k} - \mathbf{q}|) P_0(|\mathbf{k} - \mathbf{q}|) \right] \tag{2.38}$$

$$\mathcal{I}_\phi(k) = 2 \int_{\mathbf{q}} \mathcal{M}^{-1}(q) F_2(\mathbf{q}, \mathbf{k} - \mathbf{q}) A(\mathbf{q}, \mathbf{k} - \mathbf{q}) P_0(|\mathbf{k} - \mathbf{q}|) P_0(q), \tag{2.39}$$

$$\mathcal{I}_{\phi\delta}(k) = 2 \int_{\mathbf{q}} \mathcal{M}^{-1}(q) F_2(\mathbf{q}, \mathbf{k} - \mathbf{q}) P_0(|\mathbf{k} - \mathbf{q}|) P_0(q), \tag{2.40}$$

$$\mathcal{I}_{\delta^2}^{\text{PNG}}(k) = 2 \int_{\mathbf{q}} \mathcal{M}^{-1}(q) \left[A(\mathbf{q}, \mathbf{k} - \mathbf{q}) P_0(|\mathbf{k} - \mathbf{q}|) P_0(q) + P_0^2(q) \right], \tag{2.41}$$

$$\mathcal{I}_{\mathcal{G}_2}^{\text{PNG}}(k) = 2 \int_{\mathbf{q}} \mathcal{M}^{-1}(q) S^2(\mathbf{q}, \mathbf{k} - \mathbf{q}) A(\mathbf{q}, \mathbf{k} - \mathbf{q}) P_0(|\mathbf{k} - \mathbf{q}|) P_0(q), \tag{2.42}$$

$$\mathcal{I}_{\delta^2, \phi\delta}(k) = 2 \int_{\mathbf{q}} \mathcal{M}^{-1}(q) \left[P_0(|\mathbf{k} - \mathbf{q}|) P_0(q) - P_0^2(q) \right], \tag{2.43}$$

$$\mathcal{I}_{\mathcal{G}_2, \phi\delta}(k) = 2 \int_{\mathbf{q}} \mathcal{M}^{-1}(q) S^2(\mathbf{q}, \mathbf{k} - \mathbf{q}) P_0(|\mathbf{k} - \mathbf{q}|) P_0(q), \tag{2.44}$$

$$\mathcal{F}_{\mathcal{G}_2}^{\text{PNG}}(k) = 4 \mathcal{M}^{-1}(k) P_0(k) \int_{\mathbf{q}} S^2(\mathbf{q}, \mathbf{k} - \mathbf{q}) F_2(\mathbf{q}, -\mathbf{k}) P_0(q), \tag{2.45}$$

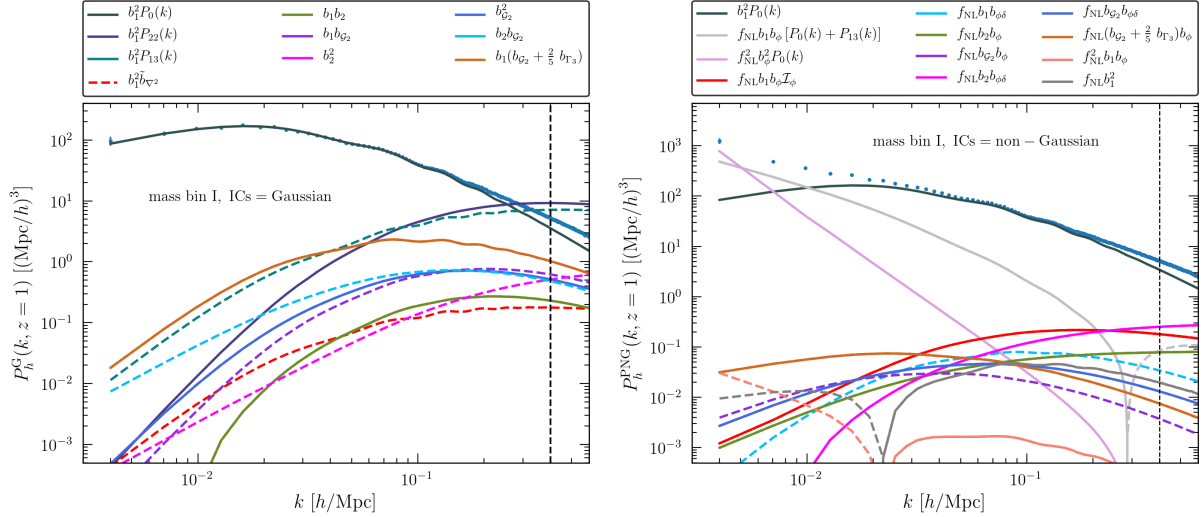


Figure 1: Contributions to the halo power spectrum: the left and right panels show individual terms in Eqs. (2.24) and (2.37). The dashed (solid) lines represent negative (positive) values. The data points are the measured power spectrum of halos in mass bin I (see Eq. (3.6)) of EOS simulations with Gaussian (left) and non-Gaussian (right) initial conditions at redshift $z = 1$. The values of the model parameters correspond to the best-fit model in our MCMC analysis of EOS power spectra, fitting up to $k_{\text{max}} = 0.4 \text{ h/Mpc}$ (shown in vertical dashed line).

with $A(\mathbf{q}, \mathbf{k} - \mathbf{q}) = \mathbf{q} \cdot (\mathbf{k} - \mathbf{q}) / |\mathbf{k} - \mathbf{q}|^2$. Here, $\tilde{\mathcal{I}}_\phi$ arises from the loop correction to the matter power spectrum induced by PNG [16, 35, 92, 138, 139], while $\mathcal{I}_\phi, \mathcal{I}_{\delta^2}^{\text{PNG}}, \mathcal{I}_{\mathcal{G}_2}^{\text{PNG}}$ arise from the second-order term in the transformation of ϕ from Lagrangian to Eulerian space. Like the Gaussian case in which $\mathcal{F}_{\delta^2} = 0$, here $\mathcal{F}_{\delta^2}^{\text{PNG}} = 0$ as it is absorbed in the definition of renormalized linear non-Gaussian bias b_ϕ . Note that, in the $k \rightarrow 0$, the following one-loop contributions are non-vanishing: $\mathcal{F}_{\mathcal{G}_2}^{\text{PNG}}$ (which is proportional to P_0), $\mathcal{M}^{-1}P_{13}$ (which converges to a constant), and $\tilde{\mathcal{I}}_\phi$ (which converges to a constant for linear-in- f_{NL} term and scales as $1/k^2$ for quadratic-in- f_{NL} term). While the latter appears to enhance the power on large scales, it is never appreciably large. Therefore, the large-scale behavior of the power spectrum is fully determined by the tree-level contributions, shown as light grey and plum curves in the right panel of Figure 1.

In the same panel, we also display the other individual loop corrections of Eq. (2.37). Like their Gaussian counterparts shown in the left panel of Figure 1, we assign the best-fit values obtained from the same MCMC analysis (i.e. halos from the mass bin I extracted from EOS simulations with non-Gaussian initial conditions with $f_{\text{NL}} = 250$ (NG250L) at $z = 1$) to get insight into their relative amplitude. These remaining loops are, again, small compared to the tree-level contributions. Finally, notice that the 1-loop contribution P_{13} (shown in light grey), which has a negative sign, approximately cancels the tree-level local PNG effect at small scales.

2.2.3 Stochastic contributions

The stochastic terms are uncorrelated with density fluctuations, but they do correlate with one another and lead to noise power spectra, e.g.

$$\langle \epsilon_\phi(\mathbf{k}) \epsilon_\delta(-\mathbf{k}) \rangle' = P_{\epsilon_\phi \epsilon_\delta}(k), \quad (2.46)$$

$$\langle \epsilon_\delta(\mathbf{k}) \epsilon_\delta(-\mathbf{k}) \rangle' = P_{\epsilon_\delta \epsilon_\delta}(k). \quad (2.47)$$

where a prime indicates that the momentum conserving factor has been dropped. In addition, they give rise to loop contributions of the form

$$\langle [\epsilon_\delta \delta](\mathbf{k}) [\epsilon_\phi \phi](-\mathbf{k}) \rangle' = f_{\text{NL}} \int_{\mathbf{q}} \mathcal{M}^{-1}(q) \left[P_{\epsilon_\phi \epsilon_\delta}(|\mathbf{k} - \mathbf{q}|) - P_{\epsilon_\phi \epsilon_\delta}(q) \right] P_0(q) \quad (2.48)$$

$$\langle [\epsilon_\delta \delta](\mathbf{k}) [\epsilon_\delta \delta](-\mathbf{k}) \rangle' = \int_{\mathbf{q}} \left[P_{\epsilon_\delta \epsilon_\delta}(|\mathbf{k} - \mathbf{q}|) - P_{\epsilon_\delta \epsilon_\delta}(q) \right] P_0(q) \quad (2.49)$$

The combination of $P_{\epsilon_\phi \epsilon_\delta}$, $P_{\epsilon_\delta \epsilon_\delta}$, and $P_{\epsilon\epsilon}$ is referred to as P_{SN} . The scale-dependence of $P_{\text{SN}}(k)$ will generally involve powers of k^2 . Being uncorrelated with δ , the stochastic contributions are not degenerate with similar deterministic terms (i.e. $\nabla^2 \delta$ etc.). Therefore, one should take into account the scale-dependence of $P_{\text{SN}}(k)$ especially if one considers wavenumbers for which $kR \sim \mathcal{O}(1)$, where R is the halo Lagrangian radius. In our model, we will thus retain the white noise contribution (which can be super- or sub-Poissonian) along with the leading-order, k^2 scale-dependence of the shot-noise:

$$P_{\text{SN}}(k) = \frac{(1 + \alpha_1 + \alpha_2 k^2)}{(2\pi)^3 \bar{n}}. \quad (2.50)$$

Here, α_1 and α_2 are free parameters to be fitted to the simulations, whereas \bar{n} is the total number of halos per unit volume. Pure Poisson noise corresponds to $\alpha_1 = \alpha_2 = 0$.

In the presence of PNG, we have an additional stochastic term proportional to f_{NL} ,

$$\alpha_i = \alpha_i^{\text{G}} + f_{\text{NL}} \alpha_i^{\text{PNG}}. \quad (2.51)$$

Therefore, to describe the corrections to the Poisson shot-noise, in principle, two free parameters are required. For instance, when the halo catalogues are constructed such that they span the same mass range regardless the value of f_{NL} (as is the case here), then α_1^{PNG} accounts for both the difference in the halo abundance and in the non-Poissonian correction. Assuming that the former dominates, we have

$$\alpha_1^{\text{PNG}} \approx -(1 + \alpha_1^{\text{G}}) \frac{\partial \ln \bar{n}}{\partial f_{\text{NL}}} \approx -\frac{1}{3!} \sigma S_3 (\nu^3 - 3\nu) (1 + \alpha_1^{\text{G}}) \quad (2.52)$$

as follows from an Edgeworth expansion around the Gaussian mass function [5, 136, 137, 140]. However, since $\sigma \hat{S}_3 \sim (3 - 3.5) \times 10^{-4}$ across a wide range of halo masses, the non-Gaussian contribution proportional to α_1^{PNG} is negligible for viable values of $f_{\text{NL}} = \mathcal{O}(1)$. Even though in simulations with $f_{\text{NL}} \gtrsim 100$, the PNG corrections to the power spectrum stochasticity is detectable (see for instance [141]), we model P_{SN} with two free parameters α_1 and α_2 , without including additional parameters α_i^{PNG} , as it is practically very difficult to tap into the information on f_{NL} encoded in P_{SN} .

2.2.4 Nonlinear matter power spectrum

We include two additional ingredients in the modelling of the (Gaussian) matter power spectrum: the IR resummation to account for the damping of the baryon acoustic oscillation (BAO) due to large-scale relative displacements, and an EFT counter term to account for the impact of the non-vanishing, small-scale DM stress-tensor on large-scale fluctuations. Since we follow a standard implementation of the model for the nonlinear matter power spectrum [see, e.g., 72] without adding any new ingredients, we refer the reader to Appendix B for more details on the modeling of IR resummation, comparison of different methods of splitting the power spectrum into wiggle and no-wiggle component, and the impact of the IR resummation on the parameters

considered in our analysis. We also provide a comparison of the theoretical predictions with measurements of the matter power spectrum on our N-body simulations with Gaussian initial conditions, with and without EFT counter terms and IR resummation.

The linear, higher-derivative halo bias $b_{\nabla^2\delta}$, which reflects the non-locality of halo collapse, gives rise to a contribution to the power spectrum indistinguishable from the k^2 -dependence of the EFT counter term. Therefore, we shall account for both contributions as $-2b_1^2\tilde{b}_{\nabla^2}k^2P_0(k)$ with a single free bias parameter \tilde{b}_{∇^2} . Notice, however, that these two effects become significant at different scales: the higher-derivative bias becomes important on scales corresponding to the size of the halos, while the relevant scale for the EFT counter term is the non-linearity scale where the short-scale dynamics is not described by perturbation theory anymore.

Given that the constraints on local PNG from the halo power spectrum arises mainly from the largest scales, taking into account EFT counter terms and IR resummation in the halo power spectrum modelling is not strictly necessary. The situation is different for the halo bispectrum since a wide range of triangle configurations provide information on f_{NL} on relatively smaller scales. However, in this work we limit ourselves to a tree-level model for the galaxy bispectrum, as we describe below.

2.3 Halo bispectrum

Assuming statistical isotropy and homogeneity, the halo bispectrum is defined as

$$\langle \delta_h(\mathbf{k}_1)\delta_h(\mathbf{k}_2)\delta_h(\mathbf{k}_3) \rangle = \delta_D(\mathbf{k}_1 + \mathbf{k}_2 + \mathbf{k}_3)B_h(k_1, k_2, k_3). \quad (2.53)$$

Taking into account a primordial non-Gaussianity, we express the halo bispectrum as a sum of three terms,

$$B_h(k_1, k_2, k_3) = B_h^G(k_1, k_2, k_3) + B_h^{\text{PNG}}(k_1, k_2, k_3) + B_{\text{SN}}(k_1, k_2, k_3). \quad (2.54)$$

Like the halo power spectrum, the first two terms correspond to the deterministic bias operators arising in the series expansion Eqs. (2.2 and 2.10), while the last term encodes all the stochastic contributions. We will describe each term at tree-level in perturbation theory.

2.3.1 Deterministic contributions

For Gaussian initial conditions, the tree-level halo bispectrum is given by

$$B_h^G(k_1, k_2, k_3) = 2b_1^2P_0(k_1)P_0(k_2) \left[b_1F_2(\mathbf{k}_1, \mathbf{k}_2) + \frac{1}{2}b_2 + b_{\mathcal{G}_2}S^2(\mathbf{k}_1, \mathbf{k}_2) \right] + 2 \text{ perms.} \quad (2.55)$$

In the presence of the local-shape primordial non-Gaussianity, writing contribution from primordial bispectrum in terms of linear and quadratic in f_{NL} , we have

$$B_h^{\text{PNG}}(k_1, k_2, k_3) = B_h^{f_{\text{NL}}}(k_1, k_2, k_3) + B_h^{f_{\text{NL}}^2}(k_1, k_2, k_3), \quad (2.56)$$

where [111]

$$\begin{aligned} B_h^{f_{\text{NL}}}(k_1, k_2, k_3) &= b_1^3B_0(k_1, k_2, k_3) \\ &+ f_{\text{NL}} \left\{ b_1^2 b_\phi \left[\frac{k_1}{k_2} \mathcal{M}^{-1}(k_1) + \frac{k_2}{k_1} \mathcal{M}^{-1}(k_2) \right] \left(\frac{\mathbf{k}_1 \cdot \mathbf{k}_2}{k_1 k_2} \right) P_0(k_1)P_0(k_2) \right. \\ &+ 2b_1 b_\phi \left[\mathcal{M}^{-1}(k_1) + \mathcal{M}^{-1}(k_2) \right] \left[b_1F_2(\mathbf{k}_1, \mathbf{k}_2) + \frac{1}{2}b_2 + b_{\mathcal{G}_2}S^2(\mathbf{k}_1, \mathbf{k}_2) \right] P_0(k_1)P_0(k_2) \\ &\left. + b_1^2 b_{\phi\delta} \left[\mathcal{M}^{-1}(k_1) + \mathcal{M}^{-1}(k_2) \right] P_0(k_1)P_0(k_2) + 2 \text{ perms.} \right\}, \quad (2.57) \end{aligned}$$

and

$$\begin{aligned}
B_h^{f_{\text{NL}}^2}(k_1, k_2, k_3) &= f_{\text{NL}} b_1^2 b_\phi [\mathcal{M}^{-1}(k_1) + \mathcal{M}^{-1}(k_2) + \mathcal{M}^{-1}(k_3)] B_0(k_1, k_2, k_3) \\
&+ f_{\text{NL}}^2 \left\{ b_1 b_\phi^2 [\mathcal{M}^{-1}(k_1) + \mathcal{M}^{-1}(k_2)] \left[\frac{k_1}{k_2} \mathcal{M}^{-1}(k_1) + \frac{k_2}{k_1} \mathcal{M}^{-1}(k_2) \right] \left(\frac{\mathbf{k}_1 \cdot \mathbf{k}_2}{k_1 k_2} \right) P_0(k_1) P_0(k_2) \right. \\
&+ 2b_\phi^2 \mathcal{M}^{-1}(k_1) \mathcal{M}^{-1}(k_2) \left[b_1 F_2(\mathbf{k}_1, \mathbf{k}_2) + \frac{1}{2} b_2 + b_{\mathcal{G}^2} S^2(\mathbf{k}_1, \mathbf{k}_2) \right] P_0(k_1) P_0(k_2) \\
&+ b_1 b_\phi b_{\phi\delta} [\mathcal{M}^{-2}(k_1) + \mathcal{M}^{-2}(k_2) + 2\mathcal{M}^{-1}(k_1) \mathcal{M}^{-1}(k_2)] P_0(k_1) P_0(k_2) \\
&\left. + b_1^2 b_{\phi^2} \mathcal{M}^{-1}(k_1) \mathcal{M}^{-1}(k_2) P_0(k_1) P_0(k_2) + 2 \text{ perms.} \right\}. \tag{2.58}
\end{aligned}$$

Here, B_0 is the linear matter bispectrum sourced by non-zero local PNG,

$$B_0(k_1, k_2, k_3) = \mathcal{M}(k_1) \mathcal{M}(k_2) \mathcal{M}(k_3) B_\phi^{\text{loc}}(k_1, k_2, k_3). \tag{2.59}$$

As outlined above, the matter bispectrum, like its power spectrum counterpart, generally receives additional contribution due to impact of small-scale non-linearities on large-scales, which can be captured by EFT counter terms. However, these, along with the impact of bulk flows, will be neglected here since we focus on the tree-level expression.

2.3.2 Stochastic contributions

Several stochastic terms in the perturbative bias expansions Eqs. (2.2) and (2.10) contribute to the tree-level halo bispectrum. The leading-order contributions arise from the correlators $\langle \epsilon \epsilon \epsilon \rangle$, $\langle \epsilon [\epsilon_\delta \delta] \delta \rangle$, $\langle \epsilon [\epsilon_\delta \delta] \phi \rangle$, $\langle \epsilon [\epsilon_\phi \phi] \delta \rangle$, and $\langle \epsilon [\epsilon_\phi \phi] \phi \rangle$. The last three contributions (all proportional to P_0) are linear and quadratic in f_{NL} , respectively, and thus non-vanishing for non-Gaussian initial conditions solely. They sum up to

$$2 \left[b_1 + f_{\text{NL}} b_\phi \mathcal{M}^{-1}(k_1) \right] \left[P_{\epsilon\epsilon\delta}(k_2) + f_{\text{NL}} \mathcal{M}^{-1}(k_1) P_{\epsilon\epsilon\phi}(k_2) \right] P_0(k_1) + (2 \text{ perms.}). \tag{2.60}$$

Taking into consideration the low- k , white-noise contribution to $P_{\epsilon\epsilon\delta}$ and $P_{\epsilon\epsilon\phi}$, we define

$$2P_{\epsilon\epsilon\delta} \equiv \frac{b_1}{(2\pi)^3 \bar{n}} (1 + \alpha_3), \tag{2.61}$$

for the ‘‘Gaussian’’ stochastic power spectrum, whereas

$$2P_{\epsilon\epsilon\phi} \equiv \frac{b_\phi}{(2\pi)^3 \bar{n}} (1 + \alpha_3^{\text{PNG}}). \tag{2.62}$$

for the ‘‘non-Gaussian’’ stochastic power spectrum. Therefore, Eq. (2.60) reduces to

$$\frac{1}{(2\pi)^3 \bar{n}} \left[b_1 + f_{\text{NL}} b_\phi \mathcal{M}^{-1}(k_1) \right] \left[b_1 (1 + \alpha_3) + f_{\text{NL}} b_\phi \mathcal{M}^{-1}(k_1) (1 + \alpha_3^{\text{PNG}}) \right] P_0(k_1) + (2 \text{ perms.}). \tag{2.63}$$

Lastly, the correlator $\langle \epsilon \epsilon \epsilon \rangle$ contributes a scale-independent shot-noise term

$$B_{\epsilon\epsilon\epsilon} = \frac{1}{(2\pi)^6 \bar{n}^2} (1 + \alpha_4), \tag{2.64}$$

like in the power spectrum.

Putting all this together, the shot noise piece of the halo bispectrum can be cast into the form

$$\begin{aligned}
B_{\text{SN}}(k_1, k_2, k_3) &= \frac{b_1}{(2\pi)^{3\bar{n}}} (1 + \alpha_3) \left[[b_1 + f_{\text{NL}} b_\phi \mathcal{M}^{-1}(k_1)] P_0(k_1) + 2 \text{ perms.} \right] \\
&+ \frac{b_1}{(2\pi)^{3\bar{n}}} f_{\text{NL}} b_\phi (1 + \alpha_3^{\text{PNG}}) [\mathcal{M}^{-1}(k_1) P_0(k_1) + 2 \text{ perms.}] \\
&+ \frac{1}{(2\pi)^{3\bar{n}}} f_{\text{NL}}^2 b_\phi^2 (1 + \alpha_3^{\text{PNG}}) [\mathcal{M}^{-2}(k_1) P_0(k_1) + 2 \text{ perms.}] \\
&+ \frac{1}{(2\pi)^{6\bar{n}^2}} (1 + \alpha_4). \tag{2.65}
\end{aligned}$$

In our likelihood analysis, we shall explicitly include the f_{NL} -dependent correction to the bispectrum shot-noise. Furthermore, we will treat all the α_i (in both the power spectrum and bispectrum expressions) as independent parameters despite the fact they are correlated owing to the strong dependence of the shot noise on halo mass [141–143].

3 Comparison with N-body Simulations

In this section we compare the model for the real-space halo power spectrum and bispectrum with measurements from N-body simulations by means of a likelihood analysis where we vary f_{NL} and the bias parameters. This will allow us to explore potential parameter degeneracies and the role played by the large-scale bispectrum in constraining local primordial non-Gaussianity beyond the simplifying assumptions of a Fisher matrix analysis. We first describe the likelihood functions adopted, then the simulations and the estimates of the two statistics, and finally we present our results.

3.1 Likelihoods and analysis pipeline

We assume a Gaussian likelihood function for both the power spectrum and the bispectrum. In addition, we consider the Gaussian prediction for the covariance of the whole data vector given by both power spectrum and bispectrum, thereby neglecting the mixed term involving both statistics. The Gaussian approximation is acceptable for both the power spectrum and the bispectrum covariance, particularly in the ideal case of measurements in a box with periodic boundary conditions [see, e.g. 86, 144]. Neglecting the cross-covariance between the two estimators leads to small differences in the determination of cosmological and bias parameters unless both statistics are limited to large scales that are significantly affected by statistical uncertainty [145, 146]. This is not the case of our analysis where the power spectrum extends well into the quasi-linear regime.

The joint power spectrum and bispectrum likelihood function is therefore given by the sum $\ln \mathcal{L} = \ln \mathcal{L}_P + \ln \mathcal{L}_B$, where

$$\ln \mathcal{L}_P = -\frac{1}{2} \sum_{i,j=1}^{N_k} \Delta P_i C_{ij}^{-1} \Delta P_j, \tag{3.1}$$

$$\ln \mathcal{L}_B = -\frac{1}{2} \sum_{i,j=1}^{N_T} \Delta B_i C_{ij}^{-1} \Delta B_j. \tag{3.2}$$

Here, $\Delta P_i = \bar{P}_i - P_j^{\text{th}}$ and $\Delta B_i = \bar{B}_i - B_j^{\text{th}}$ are the differences between the measured power spectrum \bar{P}_i and bispectrum \bar{B}_i in the i th bins, and the corresponding fiducial theoretical prediction,

P_i^{th} and B_i^{th} . For the power spectrum, the i, j indices refer to the Fourier modes k_i whereas, for the bispectrum, they refer to triangle configurations $(k_{i_1}, k_{i_2}, k_{i_3})$. Both the measured and fiducial spectra include the shot-noise contributions. The measured spectra are averaged over 10 realizations of EOS simulations. Lastly, C_{ij}^P and C_{ij}^B designate the covariance of the power spectrum and the bispectrum between i th and j th k-bins and triangle bins, respectively. In our approximation, these are given by their diagonal Gaussian predictions computed using the measured mean value of the power spectrum, that is

$$C_{ij}^P = \frac{2k_f^3}{(N_R - 1)V_P(k_i)} \bar{P}^2(k_i) \delta_{ij} \quad (3.3)$$

$$C_{ij}^B = \frac{s_B k_f^3}{(N_R - 1)V_B(i)} \bar{P}(k_{i_1}) \bar{P}(k_{i_2}) \bar{P}(k_{i_3}) \delta_{i_1 j_1} \delta_{i_2 j_2} \delta_{i_3 j_3}. \quad (3.4)$$

Here \bar{P} is the mean power spectrum over the $N_R = 10$ realizations, s_B is a symmetry factor defined such that $s_B = 6, 2, 1$ for equilateral, isosceles and general triangles, respectively, while

$$V_P(k_i) \simeq 4\pi k_i^2 \Delta k \quad \text{and} \quad V_B(i) \simeq 8\pi^2 k_{i_1} k_{i_2} k_{i_3} \Delta k^3 \quad (3.5)$$

are the volumes of the i th Fourier shell for the power spectrum, and the i th triangle for the bispectrum, where we assumed $\Delta k = k_f$. Note that when fitting the simulations with non-Gaussian initial conditions, we compute the covariances using the \bar{P} measured on the same simulations. Therefore the leading-order impact of non-zero f_{NL} on the covariances of the power spectrum and bispectrum is accounted for.

We use the CosmoSIS package [147] as the framework to perform the likelihood analysis and parameter estimation ², and have extended it to perform the analysis of the Fourier-space 2- and 3-point clustering statistics of halos/galaxies in real-space. We have added several new modules to the CosmoSIS standard library for computing the theoretical model of the halo 1-loop power spectrum and tree-level bispectrum described in Section 2, as well as a module to compute the likelihood for the two statistics, both separately and jointly. We use the GetDist python package ³ for the post-processing of the MCMC chains as well as displaying the final results.

3.2 Simulation specifications

We use the EOS dataset, a suite of N-body simulations created to investigate the imprint of primordial non-Gaussianity in large-scale structures at low redshift ⁴. The simulations evolve 1536^3 particles in periodic cubic boxes of size $L_{\text{box}} = 2 h^{-1} \text{Gpc}$ with the N-body code Gadget2 [148]. The cosmology is set to a flat Λ CDM model with $\Omega_m = 0.3$, $\sigma_8 = 0.85$, $n_s = 0.967$. The matter transfer function was generated using the public Boltzman code CLASS [149, 150], and the initial particle displacement was laid down with the 2LPTic code [94, 151] at redshift $z_i = 99$. Four sets of simulations are available, one with Gaussian initial conditions, and three with non-Gaussian initial conditions of the local-type with $f_{\text{NL}} = 10, \pm 250$. Overall, 10 independent realizations are available for each set of Gaussian/non-Gaussian simulations. We also use 3 realizations with Gaussian initial conditions and varying σ_8 for the measurement of the amplitude of the scale dependent bias, using the same technique used in Ref. [96]. A summary

²<https://bitbucket.org/joezuntz/cosmosis>

³<https://getdist.readthedocs.io>

⁴Information on the full dataset is available at <https://mbiagetti.gitlab.io/cosmos/nbody/eos>

of the datasets is provided in Table 1. In the likelihood analysis, we shall fit the theoretical prediction for the power spectrum and bispectrum to the average of the 10 realizations.

Although we extract halo power spectra and bispectra from simulation snapshots at redshift $z = 0, 0.25, 1, 2$, for the likelihood analysis we only use the $z = 1$ results. Note that $z = 1$ approximately matches the mean redshift of the EUCLID spectroscopic sample. The halo catalogues were generated using the public code Rockstar [152], which implements the Friends-of-Friends (FoF) algorithm. We chose a linking length of $\lambda = 0.28$ to identify the candidate halos and select halos with a minimum 50 particles. Their mass was subsequently estimated using a Spherical Overdensity (SO) approach, for which we chose a redshift-independent overdensity of $\Delta = 200$ relative to the background matter density.

ID	σ_8	f_{NL}	realizations	$N_{\text{p}}^{1/3}$	L_{box} (Mpc/h)	m_{p} ($10^{10} M_{\odot}$)
G85L	0.85	0	10	1536	2000	18.3
G83L	0.83	0	3	1536	2000	18.3
G87L	0.87	0	3	1536	2000	18.3
NG250L	0.85	250	10	1536	2000	18.3
NGm250L	0.85	-250	10	1536	2000	18.3
NG10L	0.85	10	10	1536	2000	18.3

Table 1: A summary of the EOS dataset. Realizations are ordered keeping the same seed for initial conditions on all cosmologies. Snapshots have been saved at redshift $z = 0, 0.25, 1$ and 2 .

All measurements of the halo density field are performed on a grid of linear size $N_b = 256$ using a 4th-order mass assignment scheme and the interlacing technique to reduce aliasing [153]. Power spectra and bispectra are estimated with standard algorithms [154] choosing for both statistics the k -bin size to be $\Delta k = k_f$, i.e., equal to the fundamental frequency of the simulation box $k_f = 2\pi/L = 0.00314 \text{ Mpc}^{-1}h$. We include all measurable triangles, amounting to 3,321 (24,305) configurations⁵ for $k_{\text{max}}^B = 0.1$ (0.2) $\text{Mpc}^{-1}h$. Such small binning, and the large number of triangles it entails, are justified by the necessity to avoid losing the information in the bispectrum dependence on the triangle shape, particularly relevant in the case of local PNG [35]. A more detailed analysis of the impact of binning on PNG constraints is left for future work.

We define a set of three halo catalogs choosing mass bins with approximately equal number density. These are given by

$$\begin{aligned}
\text{I} : & 9.2 \times 10^{12} \leq M_{200b} [h^{-1} M_{\odot}] < 1.2 \times 10^{13}, \\
\text{II} : & 1.2 \times 10^{13} \leq M_{200b} [h^{-1} M_{\odot}] < 2.0 \times 10^{13}, \\
\text{III} : & 2.0 \times 10^{13} \leq M_{200b} [h^{-1} M_{\odot}] < 1.0 \times 10^{15}.
\end{aligned} \tag{3.6}$$

The values of the linear halo biases, measured from the ratio of halo-matter cross-spectrum to matter power spectrum, and from the halo power spectrum are given in Table 2 of Appendix §A.

⁵These numbers include triangle bins such as those defined in terms of the wavenumbers bin “centers” $(6, 3, 2)k_f$ that do not *per se* satisfy the triangle condition but that contain modes forming closed triangles, see [86].

3.3 Results

In this section, we present our results of the MCMC analysis of the power spectrum and bispectrum and their combination for Gaussian and non-Gaussian initial conditions. Throughout this section, we will refer to the specific datasets used in the analysis as denoted in Table 1. For non-Gaussian initial conditions, we consider simulations with $f_{\text{NL}} = 250$ (NG250L) as our main dataset since due to the larger effect of PNG, they provide a cleaner test for the non-Gaussian model. However, given the current limits on local PNG from Planck and the target sensitivity of $f_{\text{NL}} \sim 1$ for upcoming LSS surveys, we will also present results obtained with the more realistic $f_{\text{NL}} = 10$ (NG10L) dataset.

We shall consider the following set of parameters in the analysis of Gaussian simulations

$$\begin{aligned}
\boldsymbol{\lambda}_{\text{P}}^{\text{G}} &= \{b_1, \tilde{b}_{\nabla^2}, b_2, b_{\mathcal{G}_2}, b_{\Gamma_3}, \alpha_1, \alpha_2\}, && \text{power spectrum} \\
\boldsymbol{\lambda}_{\text{B}}^{\text{G}} &= \{b_1, b_2, b_{\mathcal{G}_2}, \alpha_3, \alpha_4\}, && \text{bispectrum} \\
\boldsymbol{\lambda}_{\text{J}}^{\text{G}} &= \{b_1, \tilde{b}_{\nabla^2}, b_2, b_{\mathcal{G}_2}, b_{\Gamma_3}, \alpha_1, \alpha_2, \alpha_3, \alpha_4\}. && \text{joint}
\end{aligned} \tag{3.7}$$

In the presence of local PNG, the parameter space must be enlarged to capture new scale-dependencies as discussed in Section §2. The parameter arrays are thus given by

$$\begin{aligned}
\boldsymbol{\lambda}_{\text{P}}^{\text{PNG}} &= \{b_1, \tilde{b}_{\nabla^2}, b_2, b_{\mathcal{G}_2}, b_{\Gamma_3}, \alpha_1, \alpha_2, f_{\text{NL}}, b_{\phi}, b_{\phi\delta}\}, && \text{power spectrum} \\
\boldsymbol{\lambda}_{\text{B}}^{\text{PNG}} &= \{b_1, b_2, b_{\mathcal{G}_2}, \alpha_3, \alpha_4, f_{\text{NL}}, b_{\phi}, b_{\phi\delta}, \alpha_3^{\text{PNG}}\}, && \text{bispectrum} \\
\boldsymbol{\lambda}_{\text{J}}^{\text{PNG}} &= \{b_1, \tilde{b}_{\nabla^2}, b_2, b_{\mathcal{G}_2}, b_{\Gamma_3}, \alpha_1, \alpha_2, \alpha_3, \alpha_4, f_{\text{NL}}, b_{\phi}, b_{\phi\delta}, \alpha_3^{\text{PNG}}\}. && \text{joint}
\end{aligned} \tag{3.8}$$

Note that we have set $b_{\phi^2} = 0$. Including it does not affect the determination of the other parameters while it is entirely unconstrained by the data.

For the non-Gaussian initial conditions, we will assess the extent to which the dimension of the parameter space can be reduced, and whether imposing tight observational or theoretical priors on model parameters improves the constraints on f_{NL} without biasing the results. In our base analysis with “loose priors” we set $0 \leq f_{\text{NL}} \leq 500$, $-10 \leq b_{\phi\delta} \leq 10$ for NG250L simulations, and $-100 \leq f_{\text{NL}} \leq 100$, $-3 \leq b_{\phi\delta} \leq 3$ for NG10L simulations, and $0 \leq b_{\phi} \leq 6$ for both. These choices of priors are guided by the input value of f_{NL} for each simulation, and the measured value of b_{ϕ} from halo-matter cross-spectrum.

In the joint power spectrum and bispectrum (P+B) analysis, we set the maximum wavenumbers to the fiducial values of $\{k_{\text{max}}^{\text{P}}, k_{\text{max}}^{\text{B}}\}[h/\text{Mpc}] = \{0.4, 0.2\}$. We have tested the dependence of the posterior distributions on the choice of k_{max} , both for Gaussian and non-Gaussian initial conditions. We have also studied parameter constraints if only the tree-level expression of the power spectrum is used for several choices of the small-scale cutoff. These consistency checks are summarized in Appendix §C.

3.3.1 Gaussian initial conditions

In Figure 2, we show the mean of the measured halo power spectra (top row) and the bispectrum (bottom three rows) for the G85L dataset at $z = 1$, along with the best-fit model. For the bispectrum, we show three triangular configurations: the equilateral, and two squeezed configurations as indicated on the figure (where k_f is the fundamental mode of the EOS simulation box). In this figure the Poisson noise expectations $1/\bar{n}$ and $1/\bar{n}^2 + [P_0(k_1)/\bar{n} + 2 \text{ cyc.}]$ are subtracted from the power spectrum and bispectrum measurements, respectively. The error bars represent the standard deviation on the mean estimated from the data. In the bottom panels of each plot, we

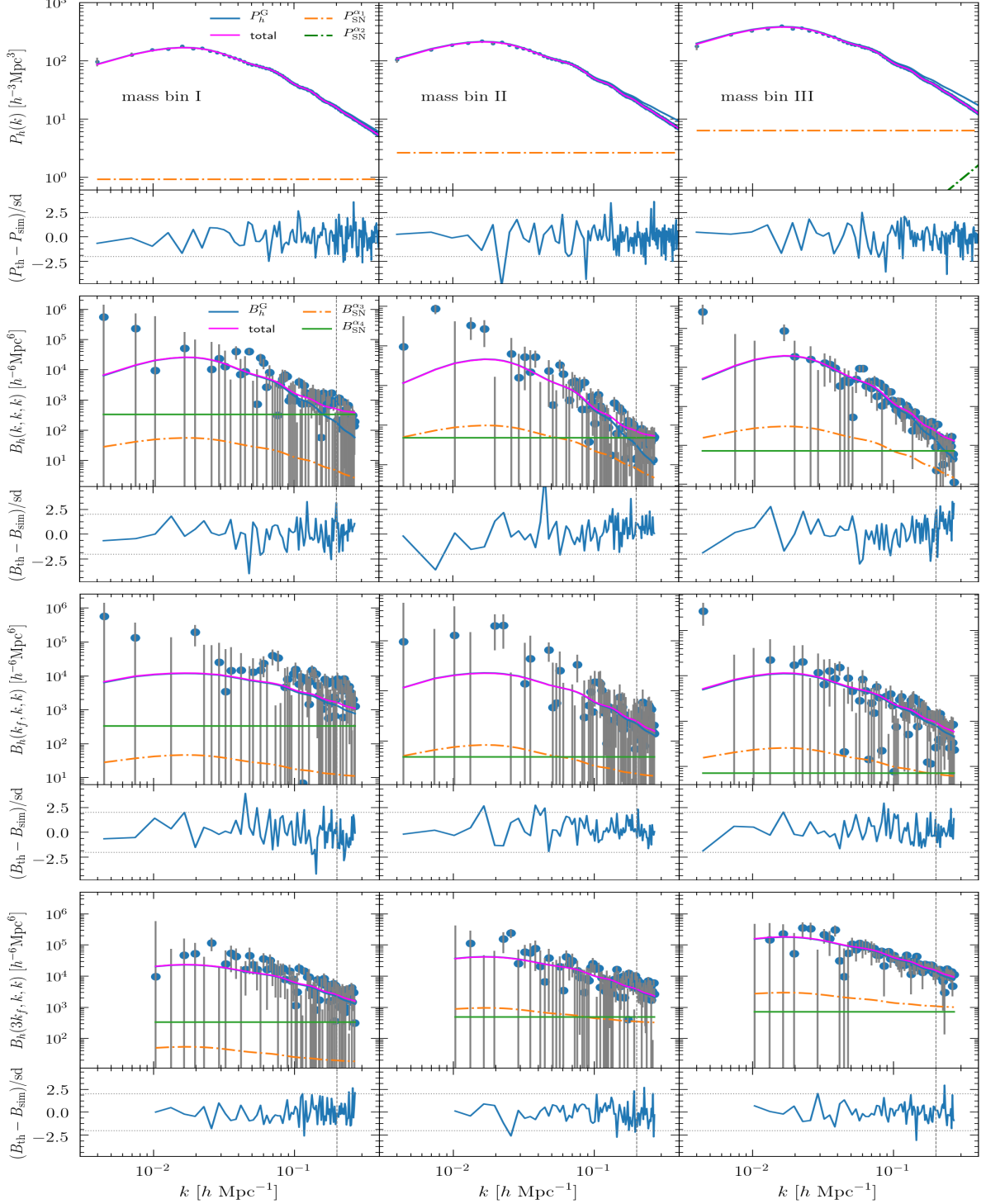


Figure 2: Comparison of the best-fit model with the halo power spectrum (first row) and bispectrum (bottom three rows) extracted from the $z = 1$ G85L dataset. The power spectrum is fitted to $k_{\max}^P = 0.4 h/\text{Mpc}$, while the bispectrum is fitted to $k_{\max}^B = 0.2 h/\text{Mpc}$ (shown as vertical dashed line). In each plot, the bottom panel shows the deviation of the model from the measurement, normalized to the measured standard deviation (sd). The different curves indicate the deterministic clustering contribution (in blue), the non-Poissonian shot-noise contributions (in orange and green), and the total spectra (in magenta). Columns from left to right show results for increasing halo mass. For the bispectrum, rows from top to bottom correspond to equilateral triangles, and squeezed configurations with a long mode of wavenumber k_f and $3k_f$. For the lowest to highest mass bins we have $\langle \chi_\nu^2 \rangle_{\text{post}} = \{1.27, 1.17, 1.25\}$ for the power spectrum, and $\langle \chi_\nu^2 \rangle_{\text{post}} = \{1.023, 1.048, 1.057\}$ for the bispectrum.

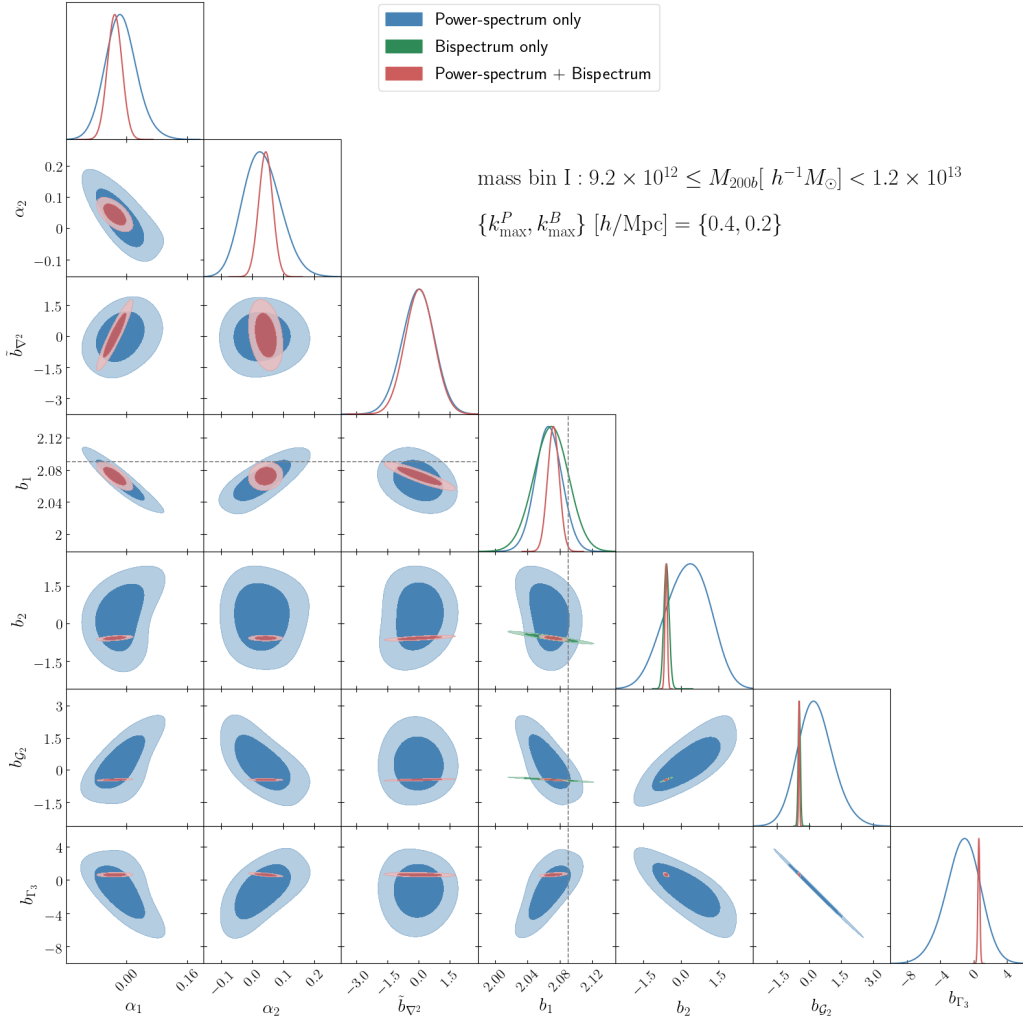


Figure 3: The posterior distribution of the model parameters for mass-bin I of G85L at $z = 1$, from the halo power spectrum (blue), bispectrum (green) and their combination (red). The dotted line indicates the value of b_1 measured from the cross halo-matter power spectrum. Contours indicate 68% CL (1σ) and 95% CL (2σ) statistical errors.

show the discrepancy between the model and the data, scaled by the standard deviation of the measurement. For wavenumbers up to $\{k_{\max}^P, k_{\max}^B\}[h/\text{Mpc}] = \{0.4, 0.2\}$, the model is always within 3σ of the simulation data.

For each mass bin, we quantify the goodness of the fit with the posterior-averaged chi-square per degree of freedom $\langle\chi_\nu^2\rangle_{\text{post}}$ [86], the value of which is given in the caption of Figure 2. Note that the number of degrees of freedom ν corresponds to the number of data points, that is, the number of k -bins or triangle bins. For the power spectrum, the high values of $\langle\chi_\nu^2\rangle_{\text{post}}$ (i.e. low posterior predictive p-values), which indicates a poor fit, is mainly driven by a few data points away from the best-fit model. Nevertheless, the best-fit parameter values are consistent with theoretical expectations (see below). If instead of fitting the averaged measurement over 10 realizations, we fit each realization separately we find better values for the chi-square. For the bispectrum, the reduced chi-square is $\langle\chi_\nu^2\rangle_{\text{post}} < 1.06$ for the three mass bins.

In Figure 3, we show the posterior distribution of the model parameters, fitting power spectrum only (in blue), bispectrum only (in green), and their combination (in red) for the lowest mass bins of the G85L dataset at $z = 1$. The small-scale cutoffs for the power spectrum

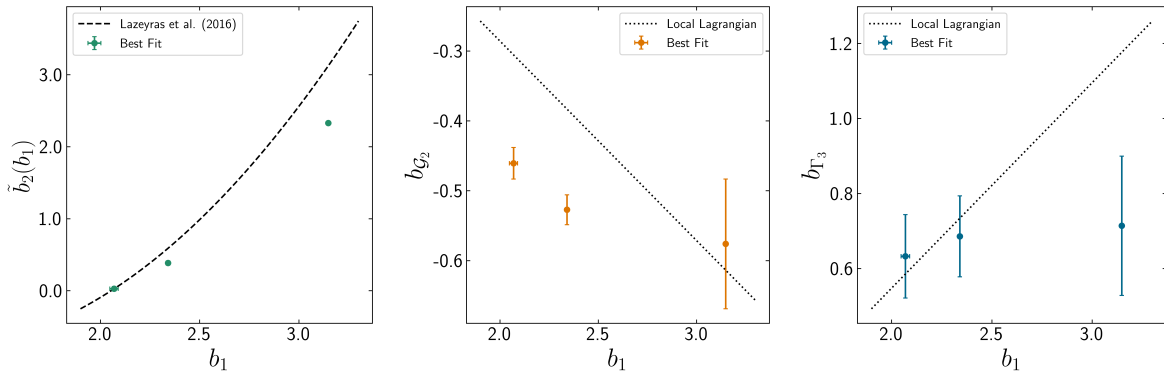


Figure 4: *Higher-order biases as a function of b_1 .* Left Panel: Comparison of the fit obtained in [158] (dashed line) with our best-fit estimation of b_2 as a function of b_1 , where we are taking into account the fact that [158] has a different bias basis, in particular $b_2 = \tilde{b}_2 + \frac{4}{3}b_{\mathcal{G}_2}$. Middle and Right Panels: Comparison of the theoretical prediction based on the co-evolution model assuming local Lagrangian bias (dotted lines) with our best-fit estimation of $b_{\mathcal{G}_2}$ (middle) and b_{Γ_3} (right) as a function of b_1 .

and bispectrum assume their fiducial value, $\{k_{\max}^P, k_{\max}^B\}[h/\text{Mpc}] = \{0.4, 0.2\}$. The best-fit values together with 68% uncertainties are given in Tables 3, 4, 5 in Appendix §D. In Figure 4, we show the measured values of higher-order biases as a function of the linear bias b_1 , together with a theoretical prediction assuming co-evolution and local Lagrangian bias. There is no consensus in the literature on deviations from this theoretical approximation (see for instance [155–157]). Furthermore, any interpretation of the result is complicated by their sensitivity to the halo finding algorithm (this is also true for the fit of [158]) shown here. Notwithstanding, since our measurements of b_1 are very accurate, we believe that the deviations from Eq. (2.6) seen, e.g., in the middle plot are significant.

The constraint on b_1 from the bispectrum is comparable with that of the power spectrum, while for higher-order biases $b_2, b_{\mathcal{G}_2}$, the bispectrum provides almost an order of magnitude tighter constraints. Combining the two statistics breaks degeneracies among parameters and, in particular, reduces the uncertainties on b_{Γ_3} . Overall, the values of b_1 from individual and combined spectra are consistent with those from matter-halo cross spectrum, and we detect non-zero higher-order biases for all mass bins to a high significance.

The power spectrum-only and P+B constraints on the stochastic contributions α_1 and α_2 are consistent with Poisson noise (at the 2σ level) for all mass bins. Similarly, there is no clear evidence for non-zero noise amplitudes α_3 and α_4 both from a bispectrum-only and a P+B analysis. As we will see below however, accounting for corrections to Poisson noise both in the power spectrum and bispectrum is essential for obtaining unbiased estimates of other model parameters, especially f_{NL} .

3.3.2 Local primordial non-Gaussianity

We will hereafter focus on the simulations with non-Gaussian initial conditions. We will first test the model – and discuss the choice of model parameter and priors – using the simulations with large $|f_{\text{NL}}| = 250$ before analyzing the simulations with low $f_{\text{NL}} = 10$ which are more relevant to forthcoming LSS data analysis, in light of the CMB limits from the Planck experiment [1].

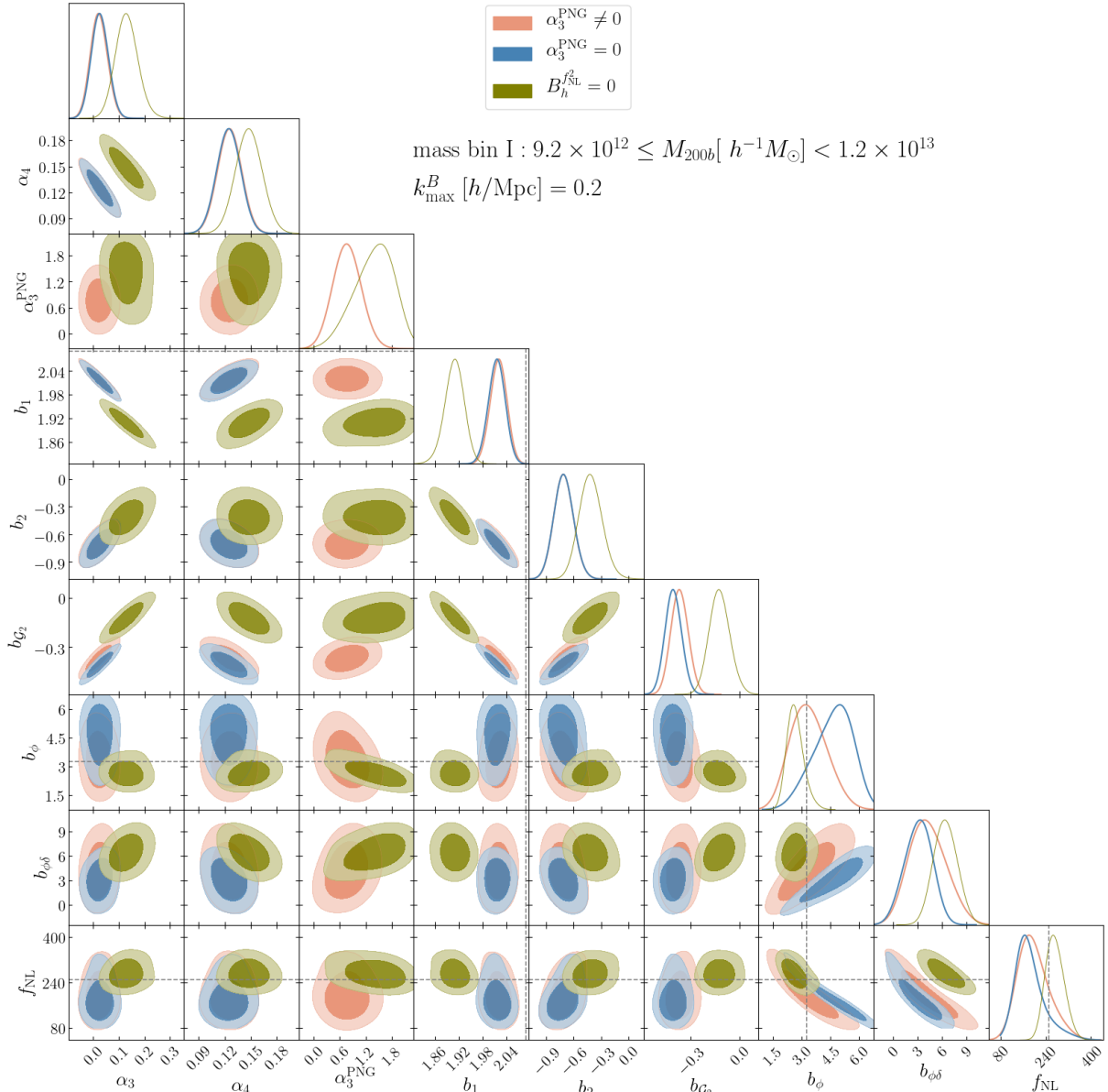


Figure 5: The posterior distribution of the model parameters for mass-bin I of NG250L at $z = 1$, from the halo bispectrum with non-zero (orange) and zero (blue) values of non-Poissonian PNG shot-noise correction, α_3^{PNG} , and neglecting the f_{NL}^2 contributions to the halo bispectrum (olive). The value of b_ϕ^2 is set to zero. The dotted line indicates the values of b_1 and b_ϕ measured from the cross halo-matter power spectrum, and the input value of f_{NL} .

A. Validating the PNG bias parameters

Given the large number of model parameters describing the halo statistics in the presence of local PNG, Eq. (3.8), we first investigate whether the dimensionality of the parameter space can be reduced. This amounts to testing whether b_{ϕ^2} , α_3^{PNG} and $b_{\phi\delta}$ can be set to zero. We will also consider the case in which terms quadratic in f_{NL} are neglected in the bispectrum. Since we reach the same qualitative conclusions for the three mass bins, we shall show, for the sake of brevity, only the results for mass bin I of NG250L. Here again, the small-scale cutoffs assume their fiducial values $\{k_{\text{max}}^P, k_{\text{max}}^B\}[h/\text{Mpc}] = \{0.4, 0.2\}$.

Unsurprisingly, b_{ϕ^2} is unconstrained, both in the bispectrum only and in the P+B analysis.

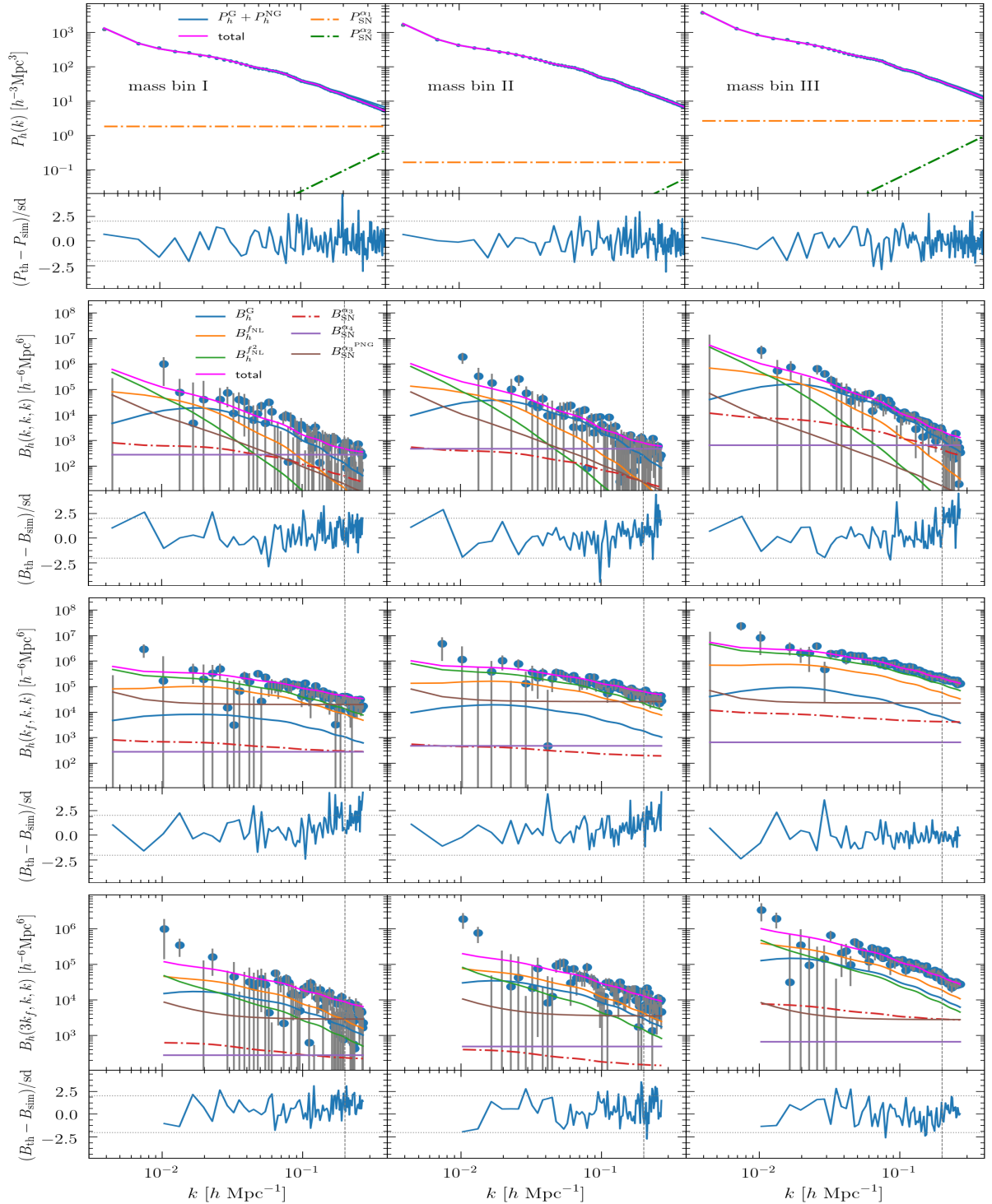


Figure 6: Comparison of the best-fit models of the power spectrum (first row) and bispectrum (bottom three rows) together with the spectra measured from the NG250L dataset at $z = 1$. The power spectrum is fitted to $k_{\max}^P = 0.4 h/\text{Mpc}$, while the bispectrum is fitted to $k_{\max}^B = 0.2 h/\text{Mpc}$ (shown as vertical dashed line). In each plot, the bottom panels show the deviation of the model from the measurement, scaled with the measured standard deviation (sd). Different lines correspond to Gaussian (blue), linear (orange) and quadratic (green) in f_{NL} clustering contributions, the non-Poissonian shot-noise terms (in red, purple and brown), and the total spectra (in magenta). Columns from left to right correspond to lowest to highest mass bins. For the bispectrum plots, rows from top to bottom correspond to equilateral and k_f - and $3k_f$ -squeezed triangles. For the lowest to highest mass bins we have $\langle \chi_{\nu}^2 \rangle_{\text{post}} = \{1.47, 1.41, 1.31\}$ for the power spectrum, and $\langle \chi_{\nu}^2 \rangle_{\text{post}} = \{1.04, 1.03, 1.07\}$ for the bispectrum.

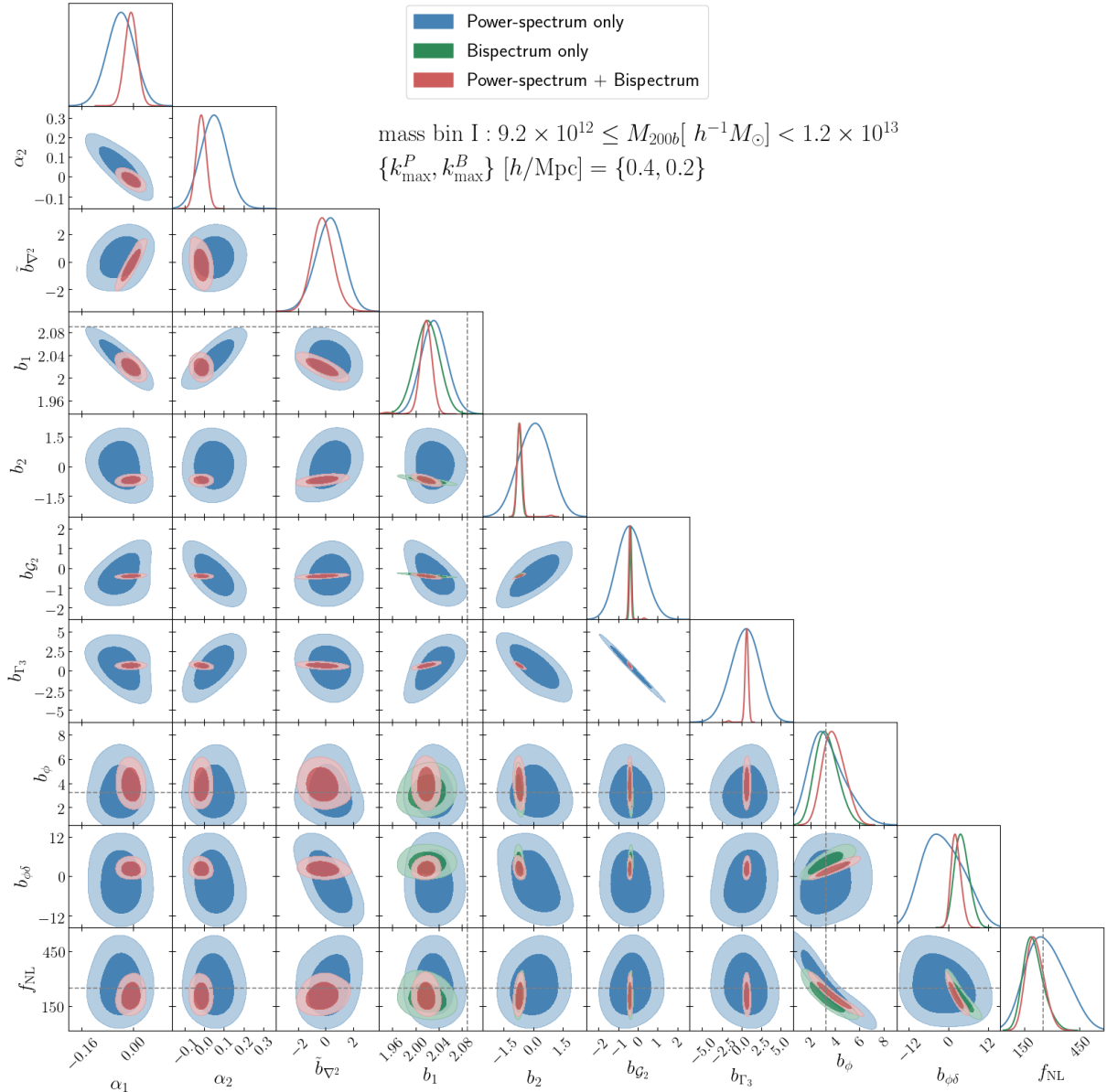


Figure 7: The posterior distribution of the model parameters for mass-bin I of NG250L at $z = 1$, from the halo power spectrum (blue), bispectrum (green), and the joint statistics (red). The dotted line indicate the input value of f_{NL} , the values of b_1 and b_ϕ measured from the cross halo-matter power spectra of G85L and NG250L data. Note that the line showing the value of b_1 does not account for additional scale-independent corrections dependent on f_{NL} . These are expected to be negative, in agreement with discrepancy shown by the contours (see text).

Therefore, we shall ignore it in what follows. Notice however that, for a lower small-scale cutoff of $k_{\text{max}}^B = 0.1 h/\text{Mpc}$, setting $b_{\phi^2} = 0$ noticeably improves the constraint on α_3^{PNG} . Similarly, $b_{\phi\delta}$ is weakly constrained by the power spectrum-only analysis, and setting it to zero in this case does not affect other model parameters. In the P+B analysis however, the information brought by the bispectrum tightens the constraint on $b_{\phi\delta}$. Therefore, it is important to retain $b_{\phi\delta}$ in the set of model parameters.

In Figure 5, we display the constraints obtained from the bispectrum-only analysis either setting α_3^{PNG} to zero (blue) or leaving it free (orange). In addition, we also show log-likelihood

contours corresponding to neglecting quadratic f_{NL} contributions to the bispectrum (olive). Setting $\alpha_3^{\text{PNG}} = 0$ mildly shifts the best-fit values of b_ϕ , $b_{\mathcal{G}_2}$ and $b_{\phi\delta}$ (most pronounced for the first) owing to degeneracies among these parameters. Furthermore, the combined P+B analysis hints at a non-zero α_3^{PNG} . For these reasons, we shall thus treat α_3^{PNG} as a free parameter (rather than setting it to zero). Finally, setting $B_h^{f_{\text{NL}}^2} = 0$ results in noticeable shifts in the best-fit values of other parameters. This is unsurprising given the large value of $f_{\text{NL}} = 250$ used here. In the NG10L simulations discussed below, neglecting the f_{NL}^2 contribution to the bispectrum does not bias the constraints on the other parameters given the small $f_{\text{NL}} = 10$ input value.

In Figure 6, we show measurements of the power spectrum (top row) and bispectrum (bottom three rows) extracted from the NG250L simulations at $z = 1$. These are compared to the best-fit model inferred from the P+B analysis. The corresponding $\langle\chi_\nu^2\rangle_{\text{post}}$ values are given in the caption. For all three mass bins, the model is always within 3σ of the measurement. The posterior distributions from the halo power spectrum-only (blue), bispectrum-only (green) and P+B analysis (red) are shown for the lowest mass bin in Figure 7. For completeness, the best-fit parameter values are given in Table 6 and 7 for all mass bins. The constraint on f_{NL} from the bispectrum-only is better than that from the power spectrum by a factor of 2. Combining both statistics tightens the limits by an additional 20%. It is worth noticing that we retrieve the value of linear PNG bias, b_ϕ , perfectly in agreement with its direct measurement from halo-matter cross spectrum.

We close the discussion on model parameters with one additional comment. As is apparent in Figure 7, the best-fit b_1 inferred from the NG250L dataset is shifted downward relative to the value of b_1 measured from the cross halo-matter power spectrum. This scale-independent shift arises from the change in the mean number density of halos in the presence of PNG [24, 92, 159]. This correction has a sign opposite to f_{NL} because an enhancement of the mass function (expected for $f_{\text{NL}} > 0$) translates into a decrease of the linear bias b_1 . The magnitude of this effect is consistent with the simple theoretical expectation Eq. (2.19). Similarly, b_ϕ is also affected by short-mode couplings induced by local PNG, which are significant for $|f_{\text{NL}}| = 250$. As a consequence, the true value of b_ϕ measured from the halo-matter cross-power spectrum (denoted b_ϕ^\times) differs by approx. 10% from the value estimated with separate universe simulations (denoted b_ϕ^{SU}). We refer the reader to Appendix A for details. In what follows, we will always refer to b_ϕ^\times as the true b_ϕ value, although b_ϕ^\times and b_ϕ^{SU} are expectedly consistent with each other for $f_{\text{NL}} = 10$.

B. Informative priors on the PNG model parameters

The analyses presented above, along with a simulation volume limited to $80 h^{-3}\text{Gpc}^3$, indicate that, in the absence of any external constraint on the values of PNG biases, we can achieve a 68% uncertainty of $\sigma(f_{\text{NL}}) \sim 50$ for an input $|f_{\text{NL}}| = 250$. We shall now assess the extent to which the sensitivity can be improved by imposing theoretical or observational priors on the reduced PNG parameter space $\{b_\phi, b_{\phi\delta}, f_{\text{NL}}, \alpha_3^{\text{PNG}}\}$.

We consider two possibilities. First, we assume almost perfect knowledge of b_ϕ and fix the value of b_ϕ to its measured value from the matter-halo cross spectrum, allowing for 5% uncertainty (see Appendix A for details). Such a prior is clearly idealized, but it could be available (with a larger uncertainty though) if we had some detailed understanding of the surveyed galaxies (see, e.g., [160]). Our results show that fixing b_ϕ significantly improves the constraint on f_{NL} from the power spectrum-only (by an order of magnitude), while we still retrieve an unbiased best-fit value. For the bispectrum-only, the uncertainty on f_{NL} is reduced by a factor of ~ 6 ,

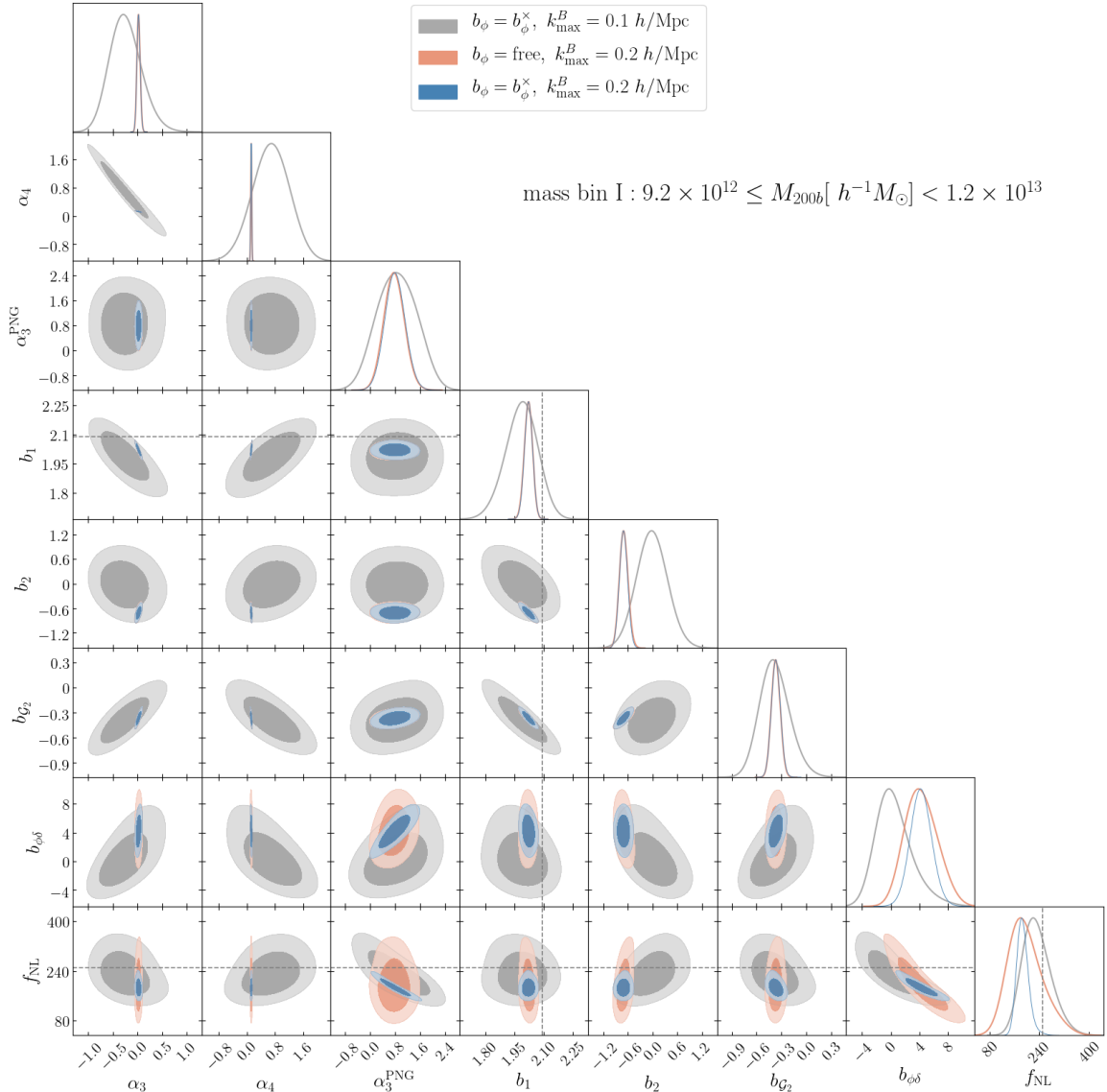


Figure 8: *Impact of a prior on b_{ϕ} :* Posterior distributions of model parameters from bispectrum of halos in mass bin I of NG250L simulations at $z = 1$. We set $k_{\max}^B = 0.2 h/\text{Mpc}$ and leave b_{ϕ} as a free parameter (orange), or fix it to the measured value (blue). The gray contours correspond to the case that b_{ϕ} is fixed and we set $k_{\max}^B = 0.1 h/\text{Mpc}$. The dotted line indicate the input value of f_{NL} , the values of b_1 and b_{ϕ} measured from the cross halo-matter power spectra of G85L and NG250L dataset.

but the tight prior on b_{ϕ} results in a highly biased estimate of f_{NL} . For a more conservative cutoff $k_{\max}^B = 0.1$, the f_{NL} -constraint from the bispectrum-only improves by a factor of ~ 2 only, but remains unbiased. In this case however, the power spectrum furnishes ~ 5 times better constraints on f_{NL} than the bispectrum, the latter providing essentially no improvement.

We explore this further in Figure 8, which displays the bispectrum-only posteriors when b_{ϕ} is fixed, both for $k_{\max}^B = 0.1$ (gray) and $k_{\max}^B = 0.2$ (blue). The orange contours correspond to the case where b_{ϕ} is left free, in which case the small-scale cutoff assumes the fiducial value $k_{\max}^B = 0.2$. Although the reduced chi-square $\langle \chi_{\nu}^2 \rangle_{\text{post}}$ is reasonable, the systematic shift in the inferred value of f_{NL} (for the fiducial $k_{\max}^B = 0.2 h/\text{Mpc}$) when perfect knowledge of b_{ϕ} is assumed reflects the presence of significant theoretical systematics in the bispectrum model. In this regards, we could either include theoretical errors explicitly in the analysis [161–163], adjust

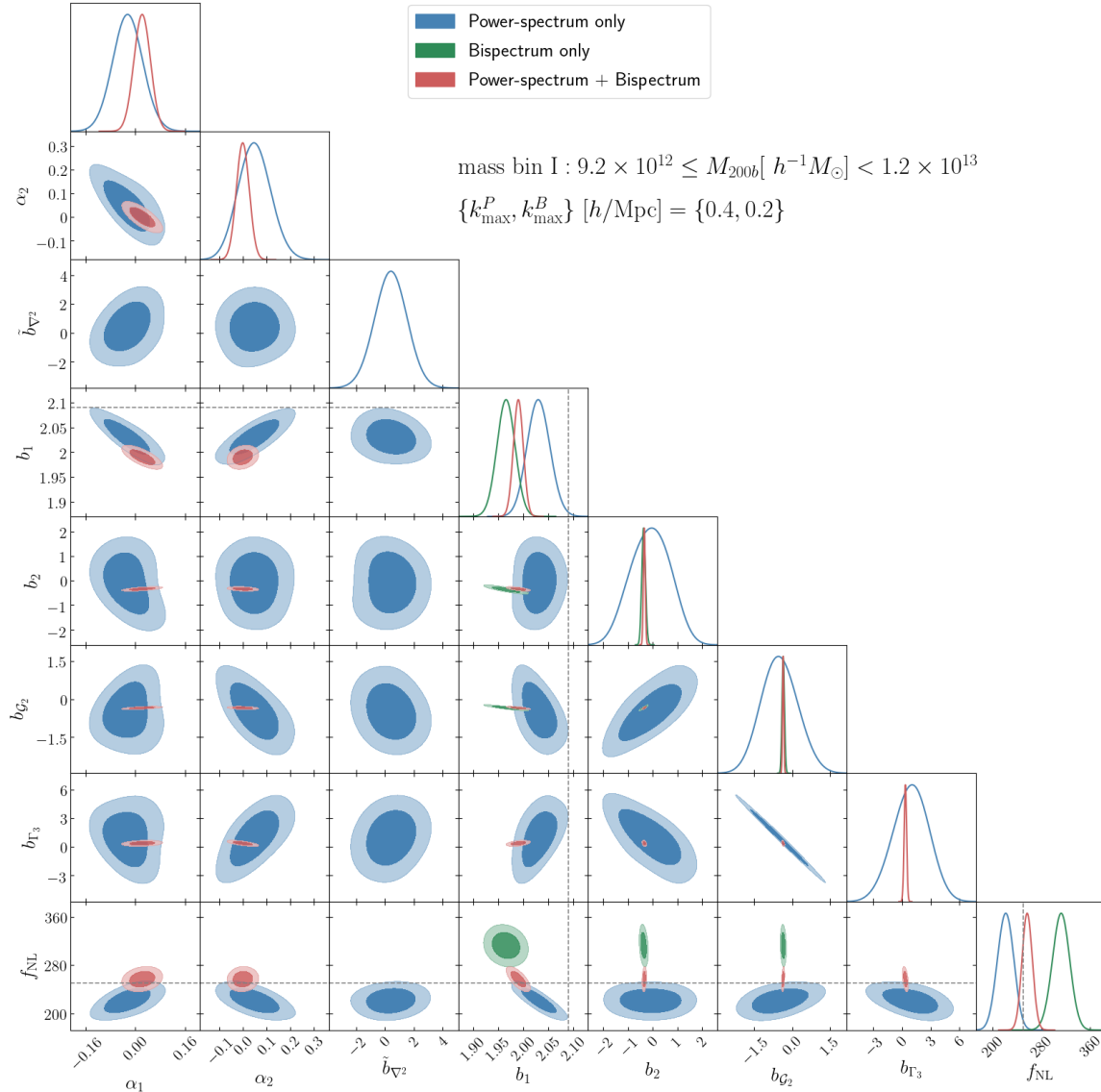


Figure 9: *Impact of a prior on b_ϕ :* Posterior distributions of model parameters from the power spectrum (blue), the bispectrum (green), and the joint statistics of halos in mass bin I of NG250L simulations at $z = 1$. The two PNG biases b_ϕ and $b_{\phi\delta}$ are set according to UMF predictions in Eqs. (2.13) and (2.15).

k_{\max}^B so that the systematic shift do not exceed some fraction of $\sigma(f_{\text{NL}})$ (e.g., [164]), or extend the bispectrum modelling beyond tree-level. One should, however, bear in mind that, in practice, a strong prior on b_ϕ will not be available. As we will see shortly, the bispectrum becomes truly powerful when a loose (or no) prior on b_ϕ is available. The results of the previous subsection demonstrate that, despite the shortcomings of the bispectrum model, we can work with the fiducial $k_{\max}^B = 0.2 \text{ h/Mpc}$, leave b_ϕ fully unconstrained and obtain an unbiased measurement of f_{NL} with an error comparable to that retrieved when b_ϕ is fixed and the analysis is restricted to $k_{\max}^B = 0.1 \text{ h/Mpc}$.

Existing observational constraints on local non-Gaussianity [27, 28, 28–31, 88, 89], as well as Fisher forecasts, often adopt analytic relations of the form (2.14) and (2.17) to express the PNG bias parameters b_ϕ and $b_{\phi\delta}$ in terms of the local biases b_1 and b_2 and, thereby, reduce the size of the parameter space. While the UMF prediction of b_ϕ is in reasonable agreement

with the measured value on N-body simulations [22, 91, 92, 94, 165], it tends to overpredict the value of b_ϕ for high-mass halos with linear bias of $b_1 > 2$ [96]. The accuracy of UMF prediction for the quadratic PNG bias, $b_{\phi\delta}$ has thus far not been tested. As shown in Figure 9, using the UMF relations to predict b_ϕ and $b_{\phi\delta}$ shifts the best-fit value of f_{NL} upward in the bispectrum-only analysis. Given the inconsistency between P and B constraints individually, one has to be cautious in combining them. Keeping this in mind, interestingly, the P+B analysis returns an unbiased estimate of f_{NL} , $f_{\text{NL}} = 257^{+16}_{-16}$ (95% CL, statistical errors). The same P+B analysis applied to mass bin II and III also yields an unbiased estimate, with $f_{\text{NL}} = 235^{+12}_{-12}$ and $f_{\text{NL}} = 245.5^{+6.3}_{-6.4}$ respectively. This could be fortuitous (as we focus on a single redshift and on halo masses $M > M_*$) and should thus not be generalized too hastily. Nevertheless, this suggests that UMF relations may prove useful in a joint P+B analysis if they are applied to both b_ϕ and $b_{\phi\delta}$.

C. Parameter recovery from the $f_{\text{NL}} = 10$ simulations

We now turn to the NG10L dataset and focus on the recovery of the input $f_{\text{NL}} = 10$ value from mass bin I, which includes the least biased halos of the simulations. For such a low value of f_{NL} , all the scale-independent shifts of the bias parameters induced by the local PNG are negligible. Therefore, Table 3 provides the benchmark for the ‘‘Gaussian’’ bias parameters to which we can compare the best-fit values listed in Table 8 (obtained for the loose prior case described below). Furthermore, the contributions linear in f_{NL} are sufficient to describe the halo bispectrum.

Our results are summarized in Fig. 10, which shows the 2σ constraints on f_{NL} obtained using our base model without prior (red), assuming Poisson stochastic amplitudes (green), imposing a strong prior from the measurement of halo-matter cross spectrum (blue), and adopting the UMF prediction for both b_ϕ and $b_{\phi\delta}$ (purple). For the constraint from the bispectrum assuming Poisson shot-noise, the point shows the lower bound on f_{NL} , and not the best-fit value.

When all four PNG bias parameters $\{b_\phi, b_{\phi\delta}, f_{\text{NL}}, \alpha_3^{\text{PNG}}\}$ are varied (in practice, we impose a very weak prior $-3 < b_{\phi\delta} < 3$ to avoid selecting a false likelihood maximum at a large and negative value of f_{NL}), there is no evidence for a non-vanishing f_{NL} (see the red data points), even from the P+B analysis for which we find $f_{\text{NL}} = 3^{+12}_{-10}$ (95% CL, statistical errors). In this case, the bispectrum-only analysis ($f_{\text{NL}} = 4^{+18}_{-16}$) significantly outperforms the power spectrum-only measurement ($f_{\text{NL}} = 1^{+84}_{-82}$), yielding a more than 5 times tighter constraint on f_{NL} . The improvement from P to P+B is almost a factor of 7.

Including deviations from Poisson noise in both the halo power spectrum and bispectrum statistics turns out to be crucial for obtaining unbiased constraints on f_{NL} (cf. the green data points). With Poisson noise priors, the P+B analysis returns a $\sim 30\%$ more precise, albeit highly biased (negative) value of f_{NL} . We have checked that this remains the case when we only set the α_i present in the bispectrum to zero. One should, however, bear in mind that deviations from Poisson noise strongly depend on halo mass [142, 143]. In particular, such a systematic shift may be much smaller for halos with mass $M \ll M_*$ (as suggested by the power spectrum forecast of Ref. [166]).

The uncertainty on f_{NL} can be reduced further by assuming either the UMF relations $b_\phi = b_\phi^{\text{UMF}}(b_1)$ and $b_{\phi\delta} = b_{\phi\delta}^{\text{UMF}}(b_1, b_2)$ (see equations (2.14) and (2.17) respectively) or a stringent prior on b_ϕ . In both cases, the recovered values of f_{NL} are comparable (cf. the blue and magenta data points). The P+B analysis returns $f_{\text{NL}} = 2.4^{+4.2}_{-3.5}$ and $f_{\text{NL}} = 1.8^{+5.1}_{-4.6}$ (95% CL, statistical errors), respectively. The uncertainty $\sigma(f_{\text{NL}})$ has diminished by a factor of ~ 3 relative to the loose prior case, but the best-fit f_{NL} values are now biased low so that the measurement is

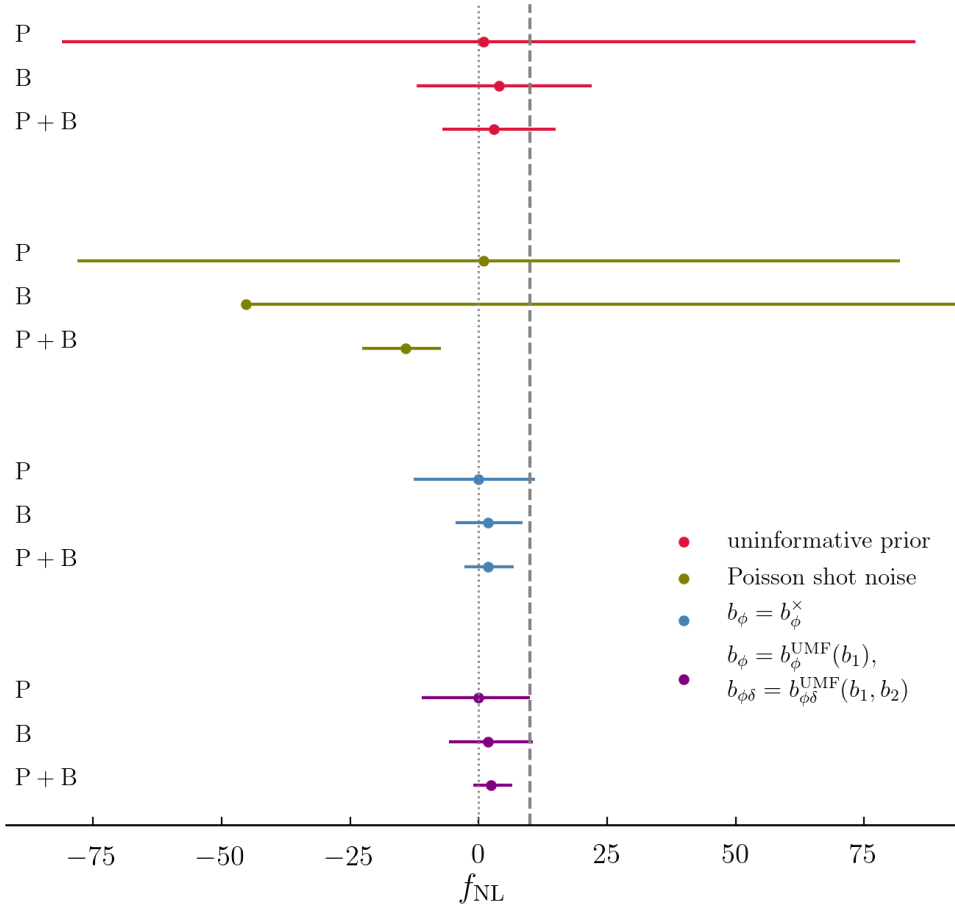


Figure 10: 2σ marginalized constraints on f_{NL} from the halo power spectrum (P) and bispectrum (B) individually and combined (P+B), measured from the NG10L dataset at $z = 1$. The constraints in red correspond to our base model with uninformative priors on all parameters, in green to assuming Poisson shot-noises, in blue to imposing a strong prior solely on b_ϕ based on its measured value from cross halo-matter spectrum (allowing 5% uncertainty), and in purple to imposing bias relations of the form $b_\phi = b_\phi^{\text{UMF}}(b_1)$ and $b_{\phi\delta} = b_{\phi\delta}^{\text{UMF}}(b_1, b_2)$ motivated by universal mass functions. The vertical dashed (dotted) line indicates $f_{\text{NL}} = 10$ ($f_{\text{NL}} = 0$).

consistent with $f_{\text{NL}} = 0$. Note that the f_{NL} -constraint inferred on assuming UMF relations for both b_ϕ and $b_{\phi\delta}$ is biased by the same amount as the other.

To test whether the null hypothesis of $f_{\text{NL}} = 0$ can be excluded by the NG10L dataset, we used the MULTINEST sampler [167], implemented in the CosmoSIS package, to compute the Bayesian evidence of the Gaussian (E_G) and non-Gaussian models (E_{NG}). We found $\ln(E_{\text{NG}}) - \ln(E_G) = -2.28$ in favor of the Gaussian model, with an error on the log evidence of $\Delta\ln(E) \simeq 0.33$. Here, the larger evidence in favor of the Gaussian model may be interpreted as Occam’s razor, i.e. a preference for a simpler model. In general, a model with a larger number of parameters will only have a larger evidence compared to the simpler model if the quality-of-fit, when adding new parameters, increases enough to offset the penalizing effect of the Occam’s factor [168]. Since in our case, values of the PNG parameters are all consistent with zero, the evidence penalizes the non-Gaussian model for large volume of unconstrained parameter space, resulting in a lower evidence. Thus, we conclude that given the precision of our power spectrum and bispectrum measurements over the range of scales below k_{max} , there is no evidence in the

power spectrum and bispectrum for the presence of PNG for $f_{\text{NL}} = 10$ simulations, and we can not use model selection criteria to exclude the null hypothesis. This is of course to be taken as a first assessment based on the real-space power spectrum and bispectrum, the latter limited by the tree-level modelling. We leave for future work the additional information provided by redshift-space multipoles for both statistics, loop corrections to the bispectrum and more appropriate informative priors on bias parameters and their relations.

4 Conclusions

The detection or high-precision constraints on the level of non-Gaussianity of primordial fluctuations constitutes a unique window to test the field content and interactions during inflation. Among different models of PNG, the local type is of particular interest since its detection would rule out all single-field slow-roll models of inflation [169, 170]. Upcoming large-scale structure surveys are expected to significantly improve PNG constraints, mainly via measurements of the clustering statistics of galaxies/quasars. The large volume and sensitivity of spectroscopic surveys like DESI, EUCLID, and SPHEREx will enable accurate measurements of 2- and 3-point statistics. To exploit the full potential of this rich dataset, accurate theoretical models and strategies for optimal parameter extraction are essential. In this paper, we took the first step in this direction and performed an in-depth study of the constraint on local PNG that can be inferred from measurements of the power spectrum and bispectrum of biased tracers.

We used dark matter halos extracted from a suite of Gaussian and non-Gaussian simulations as proxies for galaxies. We focused on real-space power spectra and bispectra consistently modeled in perturbation theory up to 1-loop for the former and at tree-level for the latter. We computed for the first time the 1-loop corrections to the halo power spectrum generated by a local PNG within the standard Eulerian perturbation theory using renormalized bias expansion, in addition to those due to nonlinear gravitational evolution. We also included stochastic terms beyond the Poisson approximation. Our results are the following:

- In the presence of PNG, all the coefficients of the perturbative bias expansion (i.e., b_1 , b_ϕ , ϵ etc.) depend on f_{NL} . In particular, the non-Gaussian bias b_ϕ , Eq.(2.13), is the response of the *non-Gaussian* halo mass function (to a change in the normalization amplitude σ_8). For viable values of f_{NL} , this effect is negligible. However, in the simulations with a large value of $|f_{\text{NL}}| = 250$, which were used to test the theory and refine the analysis strategy, these scale-independent corrections are significant. Hence, they must be taken into account in the model validation of both the power spectrum and bispectrum. Since they arise from the coupling of short modes only, they cannot be measured with (Gaussian) separate universe simulations but can be unambiguously detected in the halo-matter cross-spectrum.
- Given our volume of $80 h^{-3} \text{Gpc}^3$, at $z = 1$, the 1-loop model of the halo power spectrum provides an accurate description of the measurements up to $k_{\text{max}}^P = 0.4 h/\text{Mpc}$ for both Gaussian and non-Gaussian initial conditions and for all considered mass bins. Unbiased constraints on f_{NL} can be retrieved even for the simulations with $|f_{\text{NL}}| = 250$ provided that the aforementioned scale-independent corrections are taken into account. In light of degeneracies expected among cosmological parameters, loop corrections should, by default, always be accounted for. However, in our analysis limited to bias parameters, ignoring the PNG 1-loop contributions does not affect the constraint on f_{NL} significantly, even for the simulations with $|f_{\text{NL}}| = 250$. On the other hand, including the PNG 1-loop contribution

allows setting a weak constraint on the quadratic PNG bias $b_{\phi\delta}$ from the power spectrum-only, which can improve the constraint on $b_{\phi\delta}$ in the joint P+B analysis by up to 30% (though the improvement sensitively depends on the halo mass). Let us note here that due to strong degeneracies between the two PNG biases and f_{NL} in the power spectrum, when varying all three parameters, the constraints are largely dominated by the assumed (loose) priors. The loop contribution to halo power spectrum sourced by loops of matter power spectrum help with breaking the degeneracies between PNG parameters only marginally. In this regard, the power spectrum measurements from upcoming galaxy surveys can provide constraints on local PNG only if at least a loose prior on b_ϕ is available. Such a prior can potentially be obtained using galaxy formation simulations, as for instance was studied in [160].

- At $z = 1$, the tree-level bispectrum model returns unbiased constraints on the model parameters for a small-scale cutoff $k_{\text{max}}^B = 0.1 h/\text{Mpc}$, while there are systematic shifts for $k_{\text{max}}^B = 0.2 h/\text{Mpc}$. This suggests that to push beyond $k \sim 0.1 h/\text{Mpc}$, the 1-loop bispectrum should be included. However, when the bispectrum analysis is restricted to the lower small-scale cutoff, the constraints on b_1 and f_{NL} are degraded, and the statistical power of the bispectrum weakens significantly. In this case, the combined P+B analysis does not improve the power spectrum-only constraint on f_{NL} . In the absence of (informative) priors on the PNG bias parameters, however, the analysis can be extended to $k_{\text{max}}^B = 0.2 h/\text{Mpc}$ without biasing the recovered f_{NL} value. In this case, the joint P+B analysis considerably reduces the uncertainty on f_{NL} relative to a power spectrum-only measurement. For the $f_{\text{NL}} = 10$, the improvement in $\sigma(f_{\text{NL}})$ is a factor of ~ 7 . We note that for small values of f_{NL} , since quadratic-in- f_{NL} terms of the bispectrum are small, in order to break the degeneracy between f_{NL} and $b_{\phi\delta}$, imposing a loose prior on $b_{\phi\delta}$ in addition to that on b_ϕ is necessary. Again, the galaxy formation simulations can potentially provide guidance in setting such priors for upcoming galaxy data.
- In the combined P+B analysis of the $f_{\text{NL}} = 10$ dataset, a Poisson noise prior on the stochastic amplitudes reduces $\sigma(f_{\text{NL}})$ by 30% only, at the expense of introducing a sizeable systematic shift in the best-fit f_{NL} value. This conclusion remains true when the stochastic amplitudes of the bispectrum solely are set to their Poisson expectations (in which case the uncertainty on f_{NL} increases by 20% relative to the power spectrum-only analysis). Therefore, the Poisson noise assumption can lead to significant systematics in such an analysis, and it is essential to leave all the stochastic amplitudes free.
- Setting b_ϕ to the value measured from the halo-matter cross-spectrum (which coincides with the separate universe estimate at low f_{NL}) improves the uncertainty by a factor of a few in all analyses. However, such an idealized observational prior shifts the best-fit f_{NL} value significantly when $k_{\text{max}}^B = 0.2 h/\text{Mpc}$, presumably because 1-loop bispectrum contributions become significant (relative to our statistical errors) at those wavenumbers. Lowering k_{max}^B would reduce the relevance of this systematic error at the cost of a larger uncertainty. In this case, however, a joint P+B analysis does not add much information over the power spectrum-only measurement. Similar constraints are obtained when relations of the form $b_\phi \equiv b_\phi(b_1)$ and $b_{\phi\delta} \equiv b_{\phi\delta}(b_1, b_2)$ (motivated for instance by the assumption of a universal mass function) are imposed. However, such a prescription is

more straightforward to implement than a tight unbiased prior on the non-Gaussian bias b_ϕ , since it is difficult to accurately know the value of b_ϕ of the surveyed galaxies.

Within a 1-loop power spectrum and tree-level bispectrum analysis, a reasonable, conservative strategy thus consists in pushing k_{\max}^B upward as much as possible (i.e., up to $\sim 0.2 h/\text{Mpc}$ for the redshift, halos, and survey volume considered here) while leaving all model parameters unconstrained. At the same value of k_{\max}^B , a tight (unbiased) prior on b_ϕ , or a less accurate prior on both b_ϕ and $b_{\phi\delta}$, could further reduce $\sigma(f_{\text{NL}})$ by a factor of few at the expense of modelling 1-loop bispectrum contributions. While it is interesting to see that imposing bias relations inferred from a universal mass function assumption does not return a biased value of f_{NL} , one should bear in mind that, in real data, both b_ϕ and $b_{\phi\delta}$ may be affected by assembly bias. The impact of the latter on b_ϕ has been theorized in [27, 171], and further explored with hydrodynamical simulations in [160]. Note that, in a joint P+B, both b_ϕ and $b_{\phi\delta}$ should, of course, be amended to account for such an effect.

Our analysis complements the recent Fisher [43] and MCMC forecasts [105], in which f_{NL} -constraints inferred from (possibly multitracer) measurements of the galaxy power spectrum and bispectrum was considered. Both studies had the caveats that the halos statistics are predicted at tree-level only, and shot noise is assumed to be Poissonian. Our findings emphasize the benefits arising from adding the 1-loop power spectrum (which helps tightening constraints on model parameters and mitigating systematic errors) and the danger of relying on the assumption of Poisson stochasticity (which can strongly bias the constraints on f_{NL}).

We have not taken into account a number of complications that arise in the analysis of actual spectroscopic galaxy datasets like a realistic survey selection function (which can be optimized to maximize the information on f_{NL} [172]), redshift-space distortions (fortunately, a mild redshift accuracy is enough to detect the broadband local PNG signal, at least in the power spectrum [173]) and relativistic projection effects (see, e.g., [174–177] for a computation of these effects in the galaxy bispectrum), or uncertainties in the cosmological model. Regarding the latter, f_{NL} appears to be only weakly degenerate with cosmological parameters [27] except, possibly, the number of relativistic species [178] (which is however well constrained by CMB data). Foregrounds such as spatial fluctuations in the stellar density can mimic the $1/k^2$ signature of the non-Gaussian bias (see, e.g., [28, 36–38]). However, the impact of this effect on the galaxy bispectrum has not been investigated. Finally, a more rigorous treatment of systematics in the theoretical signal and an assessment of the validity of the Gaussian covariance approximation are also in order.

Similar studies should be extended to other primordial bispectrum models. Constraints on the equilateral template, for instance, should suffer less from large-scale systematics but will require more detailed modeling of non-linearities in the perturbative bias expansion, the matter distribution, and the redshift-space distortions, with the combination of the power spectrum and bispectrum likely to play a more important role.

Acknowledgments

It is our pleasure to thank Davit Alkhanishvili, Mikhail Ivanov, Andrea Oddo, Cristiano Porciani, Marko Simonovic, Alberto Vallinotto, Zvonimir Vlah and Benjamin Wallisch for helpful discussions and insights. We also thank Zvonimir Vlah and Benjamin Wallisch for sharing with us their codes for performing the wiggle-nowiggle split to validate our pipeline, and Alex Barreira for his comments on the manuscript. We are grateful to the Institute for Fundamental

Physics of the Universe (IFPU) in Trieste, Italy for hosting the workshop of the Euclid Galaxy Clustering Higher-order Statistics Work Package where part of this work was done. A.M.D. is supported by the SNSF project “The Non-Gaussian Universe and Cosmological Symmetries”, project number:200020-178787. The MCMC analyses of the simulations were performed at University of Geneva on the Baobab cluster. M.B. acknowledges support from the Netherlands Organization for Scientific Research (NWO), which is funded by the Dutch Ministry of Education, Culture and Science (OCW), under VENI grant 016.Veni.192.210. M. B. also acknowledges support from the NWO under the project “Cosmic Origins from Simulated Universes” for the computing time allocated to run a subset of the EOS Simulations on CARTESIUS, a supercomputer which is part of the Dutch National Computing Facilities. V.D. acknowledges support from the Israel Science Foundation (grant no. 1395/16). E.S. acknowledges support from the PRIN MIUR 2015 “Cosmology and Fundamental Physics: illuminating the Dark Universe with Euclid” and from the INFN INDARK PD51 grant. J.N. is supported by Fondecyt Grant 1171466.

A Measurements of Linear Biases

In this Appendix, we present the direct measurements of linear bias parameters b_1 and b_ϕ from EOS simulations, which we use to set the center of the flat priors in our analysis pipeline and show as dashed gray lines in the posterior plots. All measurements are summarized in Table 2.

A.1 Linear Gaussian bias

As explained in the main text, we measure the matter-matter, halo-matter and halo-halo power spectra $P_m(k)$, $P_{hm}(k)$ and $P_h(k)$ by interpolating dark matter particles and halos on a cubic grid of linear size $N_b = 256$. We set the size of the k -bin to be equal to the fundamental frequency, $k_f = 0.00314 \text{ Mpc}^{-1}h$ and bin halos in mass following Eq. (3.6). We then measure the linear Gaussian bias using the conventional formulae

$$b_1^{\text{mh}} = \frac{P_{hm}(k)}{P_m(k)}, \quad b_1^{\text{hh}} = \sqrt{\frac{P_h(k)}{P_m(k)}}, \quad (\text{A.1})$$

upon fitting for a constant at large scales for each realization and then taking the average over realizations. The errors quoted on Table 2 correspond to the standard deviation of the mean. Note that we have subtracted Poisson shot-noise when performing the measurement of $P_h(k)$ and $P_m(k)$. The discrepancy between the measurements of b_1 from the two spectra is due to the fact that the scale-independent corrections to Poisson shot-noise parameterized by α_1 , which affect the halo power spectrum, is not accounted for here.

A.2 Linear non-Gaussian bias

We measure b_ϕ in two different ways along the lines of, e.g., [96]. The first method involves a measurement of the halo mass function as σ_8 is varied,

$$b_\phi = \frac{\Delta \ln \bar{n}_h}{\Delta \ln \sigma_8}, \quad (\text{A.2})$$

and takes advantage of the modulation of short-mode matter fluctuations by long-mode potential fluctuations induced by the local-shape PNG coupling.

For this purpose, we can exploit the Gaussian simulations in the EOS dataset with varying values of $\sigma_8 = 0.83, 0.85$ and 0.87 to compute the derivative (A.2) numerically for each realization

param	bin I	bin II	bin III
$z = 0$			
b_1^{mh}	1.053 ± 0.002	1.184 ± 0.004	1.684 ± 0.002
b_1^{hh}	1.073 ± 0.001	1.201 ± 0.005	1.663 ± 0.002
b_ϕ^{SU}	0.417 ± 0.020	0.715 ± 0.007	2.112 ± 0.005
b_ϕ^\times	0.383 ± 0.030	0.732 ± 0.030	1.952 ± 0.045
$z = 1$			
b_1^{mh}	2.089 ± 0.005	2.337 ± 0.008	3.166 ± 0.005
b_1^{hh}	2.082 ± 0.004	2.321 ± 0.007	3.105 ± 0.005
b_ϕ^{SU}	3.510 ± 0.018	4.181 ± 0.010	6.336 ± 0.015
b_ϕ^\times	3.238 ± 0.089	3.649 ± 0.059	5.715 ± 0.035

Table 2: Values of the linear Gaussian bias at $z = 0$ in the top panel and $z = 1$ in the bottom panel, directly measured from matter-halo cross-spectrum b_1^{mh} (fitted up to $k_{\text{max}} = 0.03 h/\text{Mpc}$), and from halo-halo power spectrum b_1^{hh} . Also shown are the values of the linear non-Gaussian bias, measured from the halo mass function of simulations with varying values of σ_8 , called b_ϕ^{SU} , and from the ratio of the cross power spectrum of non-Gaussian simulations over the auto power spectrum of Gaussian simulations, b_ϕ^\times , using the methods explained in [96].

before averaging over all of them. Details can be found in [96]. We refer to this “separate universe” measurement of the non-Gaussian bias as b_ϕ^{SU} in Table 2. By proceeding in this way however, we neglect the coupling of short-modes which gives rise, among others, to a skewness proportional to f_{NL} . As we will see shortly, this effect is significant for large values of $|f_{\text{NL}}| \gtrsim 100$.

The second method consists of fitting the ratio of the cross power spectrum of non-Gaussian simulations $P_{\text{hm}}^{\text{NG}}(k)$ over the auto matter power spectrum of Gaussian simulations $P_{\text{m}}^{\text{G}}(k)$ at large scales. In the fitting process,

- We account for an f_{NL} -driven scale-independent shift of b_1 [92] by allowing b_1 to differ from the value inferred from the cross-power spectrum in Gaussian simulations. This scale-independent, non-Gaussian bias is also apparent in our likelihood analysis as a shift on the best-fit value of b_1 as compared to the value measured from the cross-power spectrum on Gaussian simulations (see Figure 8 for example).
- We account for binning effects, that is, the difference between the effective value of k inside a bin and the average over the bin (for details, see [86, 145]). For functions with IR divergences on large scales like $1/k^2$ or $1/k^4$ enhancement of the power spectrum due to local PNG, binning effects are significant. For instance, we consider $1/\mathcal{M}(k)$ averaged over the k -bin rather than $1/\mathcal{M}(k_{\text{eff}})$ evaluated at the effective wavenumber k_{eff} . Taking into account binning effects decreases the value of b_ϕ by about 5%.
- We estimate the impact of the short-mode coupling induced by local PNG on the non-Gaussian bias as follows. In the first fit, we use a single fitting parameter explicitly

proportional to f_{NL} ,

$$\frac{P_{\text{hm}}^{\text{NG}}(k)}{P_{\text{m}}^{\text{G}}(k)} = A + f_{\text{NL}} \frac{B}{\mathcal{M}(k)}. \quad (\text{A.3})$$

The dependence of b_ϕ on f_{NL} thus is implicit in B . In the second fit, we subtract positive and negative f_{NL} simulations such as to retain the contribution linear in f_{NL} ,

$$\frac{1}{2} \left[\frac{P_{\text{hm}}^{\text{NG}}(k, f_{\text{NL}} = +250)}{P_{\text{m}}^{\text{G}}(k)} - \frac{P_{\text{hm}}^{\text{NG}}(k, f_{\text{NL}} = -250)}{P_{\text{m}}^{\text{G}}(k)} \right] = A' + f_{\text{NL}} \frac{B'}{\mathcal{M}(k)}. \quad (\text{A.4})$$

Therefore, the f_{NL} -dependent contribution to b_ϕ induced by the short-mode coupling is given by $(B - B')/f_{\text{NL}}$. It is negative and amounts a shift of about 10% on the total amplitude. This measurement has a sign and amplitude consistent with the theoretical prediction Eq. (2.20) (see Section 2.1.3).

We refer to this ‘‘cross-correlation’’ measurement as b_ϕ^\times in Table 2. Here again, we perform the fit for each realization before averaging over the them. The error quoted in Table 2 are the standard deviation from the mean.

B IR Resummation

Large-scale bulk flows affect the matter density field on comoving scales of order ~ 10 Mpc. They correspond to long-wavelength or infrared modes, whose dominant effect is the translation of matter fluctuations. While they do not affect the broad-band matter power spectrum significantly, they smooth features in the power spectrum such as the BAO wiggles. In standard Eulerian Perturbation Theory (SPT), the bulk flows are only described perturbatively [49, 179–182]. Therefore the shape of the BAO as predicted by SPT has a limited accuracy. In Lagrangian Perturbation Theory (LPT) [58, 60, 61, 64] on the contrary, the treatment of the bulk flows is non-perturbative since the contribution arising from the (linear) displacement field can be resummed. A similar resummation can be performed in SPT [183, 184], in a hybrid LPT-SPT approach [53, 185, 186], or within Time-sliced Perturbation Theory [85, 187]. This procedure, referred to as IR resummation, does not require any free parameter. In our implementation of IR resummation, we follow the the approach of [187], which we discuss now.

Given that the long displacements only affect the BAO wiggles, one starts with splitting the linear matter power spectrum into smooth P_{nw} and wiggly parts P_{w} ,

$$P_0(k) = P_{\text{nw}}(k) + P_{\text{w}}(k), \quad (\text{B.1})$$

At leading order the IR resummation results in damping of the wiggly part with an exponential factor,

$$P_{\text{LO}}(k) \equiv P_{\text{nw}}(k) + e^{-k^2 \Sigma^2} P_{\text{w}}(k), \quad (\text{B.2})$$

where the damping exponent is given by

$$\Sigma^2 \equiv \frac{4\pi}{3} \int_0^{k_s} dq P_{\text{nw}}(q) \left[1 - j_0 \left(\frac{q}{k_{\text{osc}}} \right) + 2j_2 \left(\frac{q}{k_{\text{osc}}} \right) \right]. \quad (\text{B.3})$$

Here, k_{osc} is the inverse of the BAO scale ~ 110 Mpc/ h , k_s is the separation scale controlling the modes to be resummed, and j_n are the spherical Bessel function of order n . In principle, k_s is arbitrary and any dependence on it should be treated as a theoretical error. At next-to-leading order one uses the expression in Eq. (B.2) as an input in the one-loop power spectrum,

$$P_{\text{NLO}}(k) \equiv P_{\text{nw}}(k) + e^{-k^2 \Sigma^2} P_{\text{w}}(k) (1 + k^2 \Sigma^2) + P_{\text{1-loop}}[P_{\text{nw}} + e^{-k^2 \Sigma^2} P_{\text{w}}], \quad (\text{B.4})$$

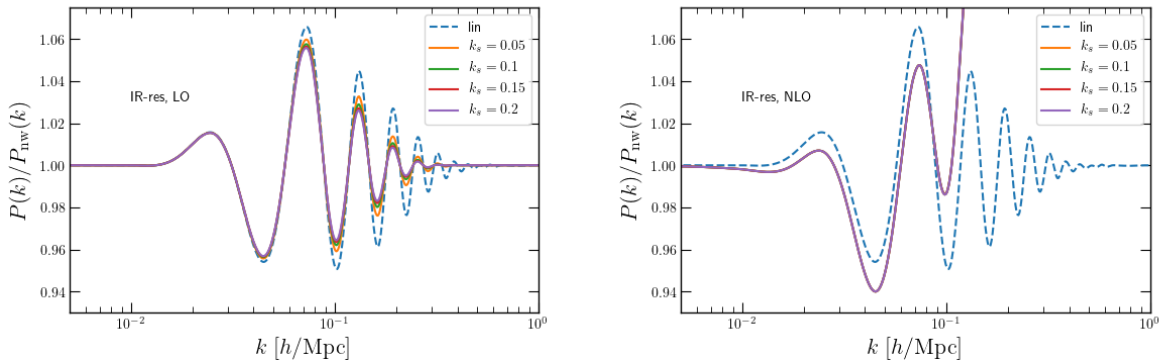


Figure 11: The ratio of the LO (left) and NLO (right) IR-resummed and the linear power spectra to the broadband at $z = 1$. The solid lines show the ratio for the broadband extracted with the Bspline regression for several values of k_s . The dashed line shows the ratio of the linear power spectrum to the broadband. For NLO power spectrum, lines for different choices of k_s are indistinguishable.

where $P_{1\text{-loop}}$ should be considered a functional of the linear power spectrum. Finally, we also add one counter-term to the halo power spectrum [51, 188],

$$P_{\text{ct}}^{\text{LO}}(k) = -2c_s^2 k^2 P_0(k), \quad (\text{B.5})$$

where c_s^2 is a positive value and is related to the time dependence of the stress-tensor.

To apply the IR resummation, we need to implement an algorithm to split the power spectrum into wiggle and no-wiggle contributions. There are various recipes in the literature to perform this splitting. In our main analysis, we use regression with Bsplines as in Ref. [184]. We provide more details on our implementation, as well as comparison of the IR-resummed power spectrum using two alternative methods in the next subsection. Overall, since the splitting of the power spectrum to wiggle and no-wiggle parts is not unique, different methods result in differences in the broadband and wiggles extracted. Nevertheless, the impact on next-to-leading order, IR resummed power spectrum are less than 0.3% on scales $k \leq 0.6 h/\text{Mpc}$.

In Figure 11, we show several quantities related to the IR-resummation of the matter power spectrum. For our likelihood analysis, we will set $k_s = 0.2 h/\text{Mpc}$ as the default choice for our MCMC chains. In Figure 12 we show ratio of the power spectrum to the broadband spectrum for the theoretical models as well as the measurement, with $c_s^2 = 0$ (on the left) and $c_s^2 = 1.3$ (on the right). In the bottom panel, we show the percentile relative difference between the measured matter power spectrum and the theoretical prediction. From these figures we conclude that once the EFT counter term is accounted for, the next-to-leading-order IR resummed matter power spectrum fits the measurement at percent-level. At large scales, our measurement is too noisy, therefore the comparison of the theoretical prediction with the measurement is challenging.

B.1 Broadband extraction

We shall compare three methods, discrete spectral method (DST) [189, 190], Gaussian filter (Gfilter) and Bspline-basis regression (Bspline) [184]. In addition to the above three methods and the semi-analytic formula of Ref. [191–193] several other methods were used in the literature, which include a Bspline-based approach with fixed location of the nodes of the splines [194] and using forth-order polynomial to fit the broadband [189].

The discrete spectral method relies on applying a discrete Fourier transform (more precisely sine transform, i.e. DST) on the tabulated linear power spectrum, identifying the BAO bump

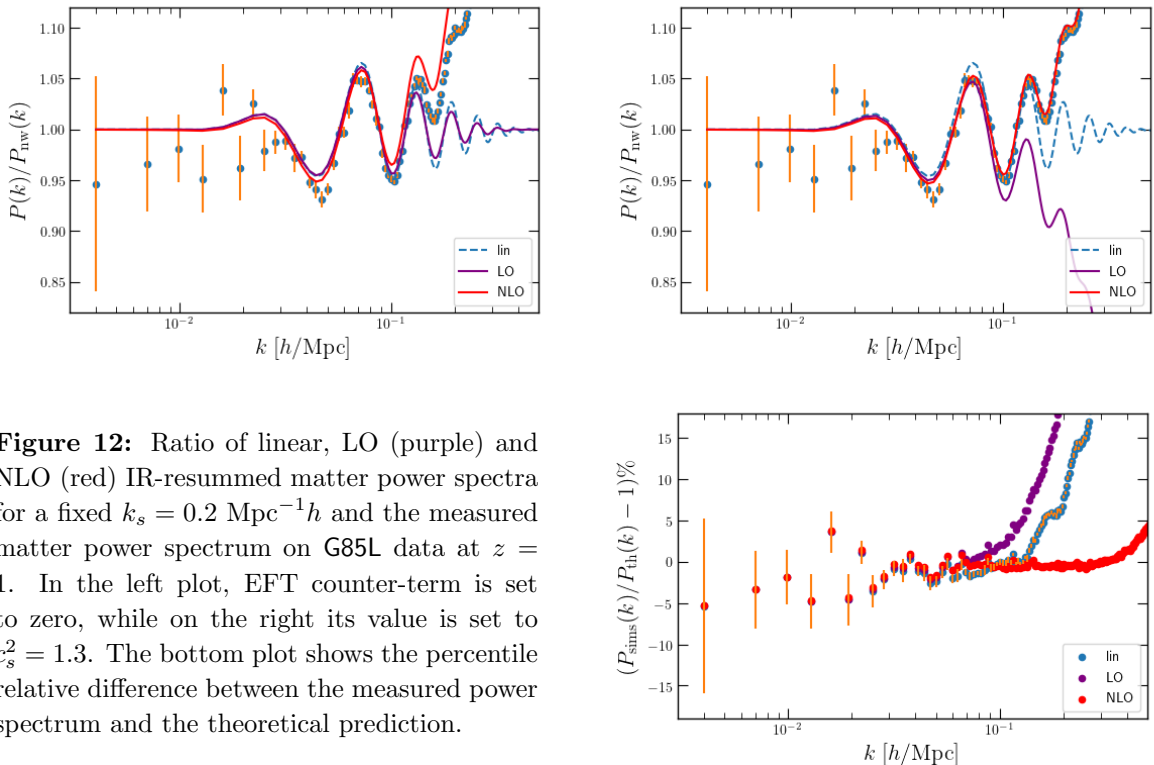


Figure 12: Ratio of linear, LO (purple) and NLO (red) IR-resummed matter power spectra for a fixed $k_s = 0.2 \text{ Mpc}^{-1}h$ and the measured matter power spectrum on G85L data at $z = 1$. In the left plot, EFT counter-term is set to zero, while on the right its value is set to $c_s^2 = 1.3$. The bottom plot shows the percentile relative difference between the measured power spectrum and the theoretical prediction.

on the DST, cutting the frequencies corresponding to the BAO bump and finally inverse sine transforming to extract the no-wiggle part.

The broadband can be alternatively extracted by smoothing the matter power spectrum. We use 1-dimensional Gaussian filter on logarithmic scale, and set the smoothing scale to $\lambda = 0.25 \text{ Mpc}^{-1}h$ [184]. The no-wiggle power spectrum is then given by

$$P_{\text{nw}}(k) = P_{\text{approx}}(k) \mathcal{F}[P(k)/P_{\text{approx}}(k)], \quad (\text{B.6})$$

where

$$\mathcal{F} = \frac{1}{\sqrt{2\pi\lambda}} \int d \ln q P(q)/P_{\text{approx}}(q) \exp\left(-\frac{1}{2\lambda^2}(\ln k - \ln q)^2\right). \quad (\text{B.7})$$

We use the Eisenstein & Hu (EH) fit [191] for the approximate power spectrum for both Gfilter and Bspline methods.

Yet another method for extracting the broadband is performing a linear regression to fit a smooth curve to the rescaled matter power spectrum. Following Ref. [184], we use the basis of Bsplines to fit the rescaled power spectrum. Varying the degree of the splines and number of knots, a family of smooth curves fitting the matter power spectrum can be constructed. The broadband is then computed as weighted-average of all these curve. The weights are determined such that they satisfy three conditions, the sum of the weights to be unity, and the smooth curves to have the same value of velocity and density dispersions. Therefore, by imposing the latter two constraints, we ensure that we retrieve the right large and small-scale behaviour of the full power spectrum and the broadband. Note that in principle, the same constraints can be imposed when using Gaussian filters, by varying the smoothing scale and averaging over all the curves. Compared to the Gaussian smoothing, which requires computation of the convolution integrals for each value of wavenumber, the Bspline method is computationally more efficient and easier to automate (especially when varying cosmological parameters).

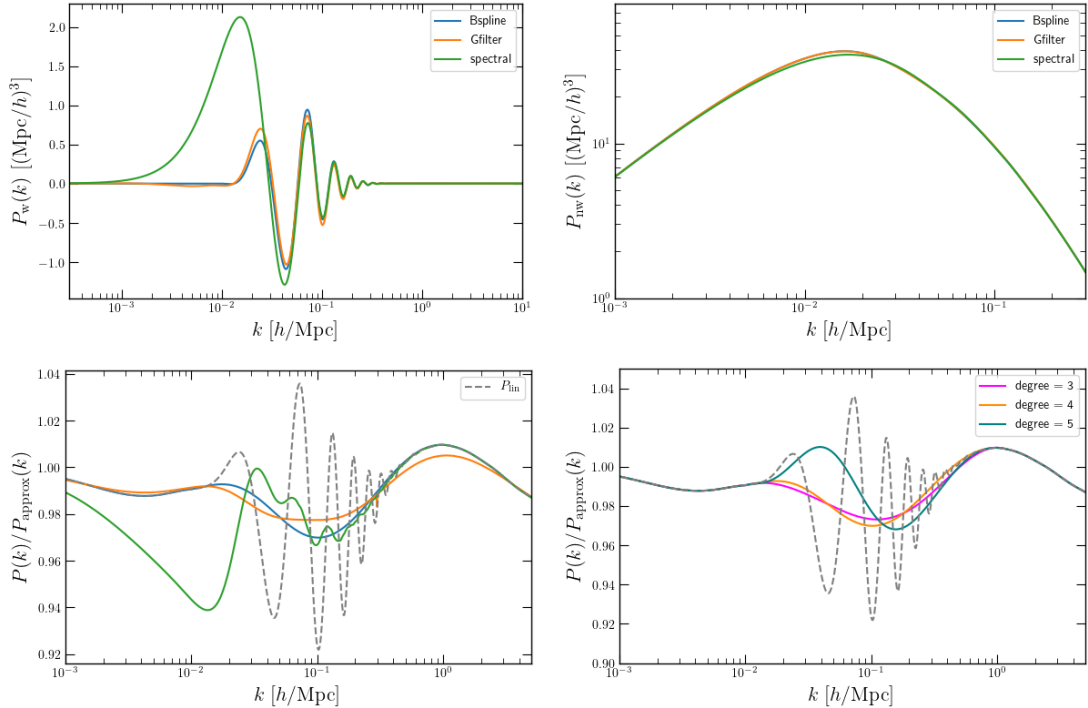


Figure 13: The split of the matter power spectrum at $z = 1$, using the above three methods. The plots on the top row show the wiggle and broadband contributions. The plot on the bottom row on the left shows the ratio of the broadband extracted from the three methods to the EH approximate broadband. The dashed line is the ratio of the linear power spectrum to the EH broadband. On the right plot on the second row, we show the same ratio obtained using the B-spline basis varying the degree of the spline.

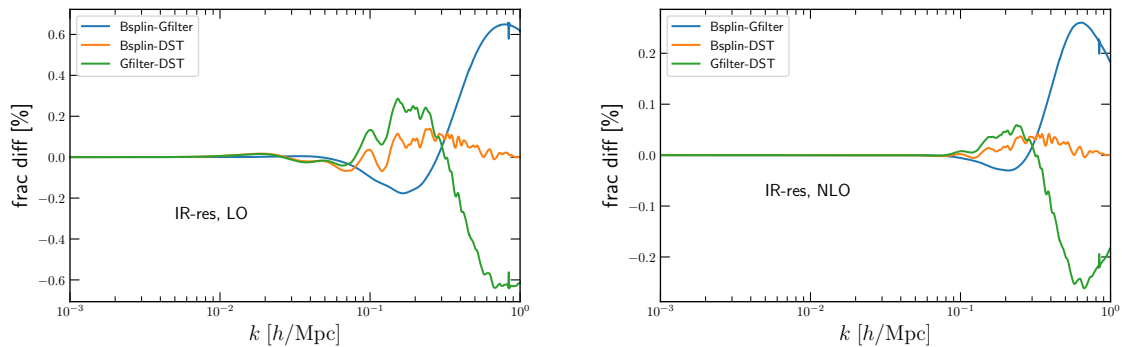


Figure 14: The fractional difference between the IR resummed power spectrum at leading (LO) and next-to-leading order (NLO) for the three splitting methods at $z = 1$.

Of course, the splitting of the power spectrum into wiggle and no-wiggles is not unique. To highlight this point in Figures 13 we show the differences between the three methods. The linear matter power spectrum used here corresponds to the cosmology of EOS simulations. For the B-spline basis, we have averaged over B-splines of degree four with (9,10,11) knots. In the top-row we show the wiggle and no-wiggle components of the matter power spectrum. The Gaussian filtering and B-spline methods are in overall good agreement. The DST results show more discrepancy, in particular the peak of the broadband is not recovered correctly. Therefore, the wiggle contribution has an additional peak at $k \sim 0.02 h^{-1}\text{Mpc}$. Furthermore, there is some

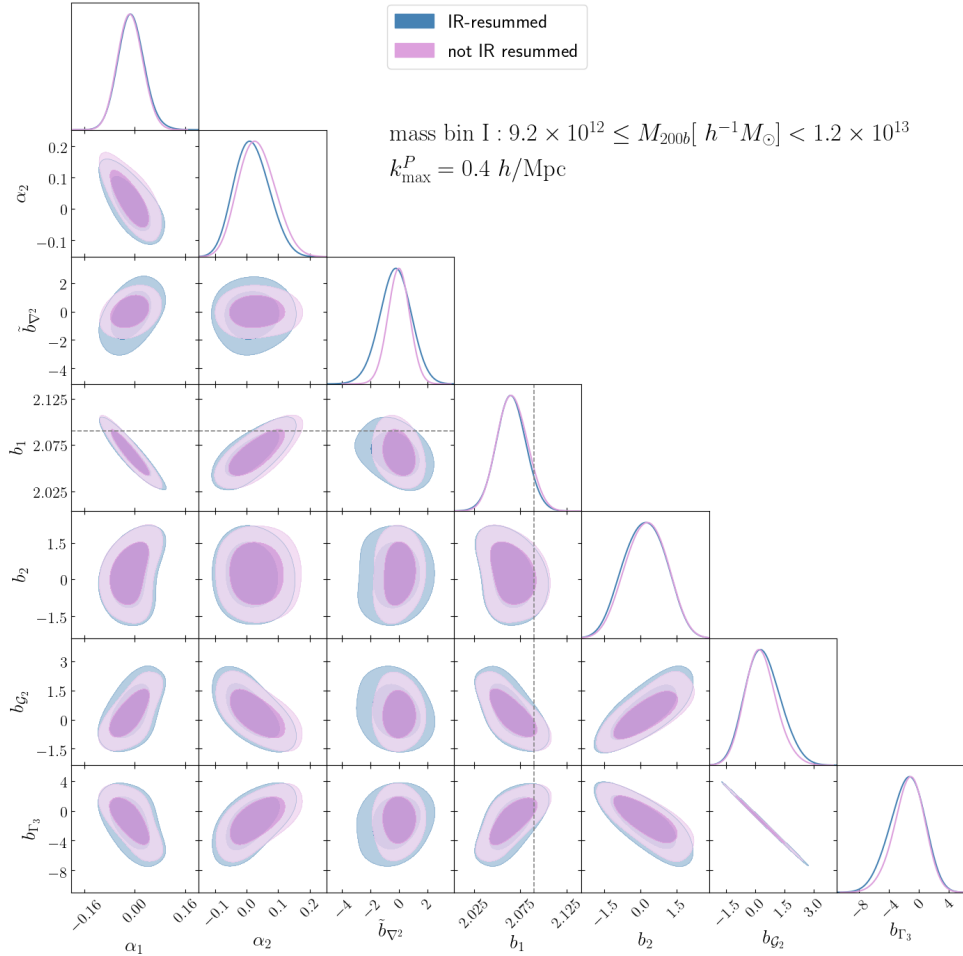


Figure 15: Gaussian initial conditions: the posterior distribution of parameters of G85L halo power spectrum of mass bin I at $z = 1$, with (blue) and without IR resummation (purple).

left-over BAO feature in the broadband. Some details of how the DST is performed affect the extent to which the peak of the broadband deviates from the matter power spectrum, however this feature of an additional bump is persistent. In the bottom row of the figure, on the left we show the ratio of the linear matter power spectrum, and the broadband using the three methods to the EH approximate no-wiggle power spectrum. Note that as discussed in Vlah *et al.* [184], the Gaussian filter is not fully capturing the small-scale behavior of the matter power spectrum. This can be ameliorated by considering a mildly scale-dependent smoothing scale. Also note that the Gaussian and B spline broadband do not fully agree at intermediate scales. On the lower right plot we show the broadband extracted with Bsplines of degree 3, 4 and 5. Despite the differences in the extracted wiggle and no-wiggle component, as shown in Figure 14, the final IR-resummed matter power spectrum obtained from the three methods at $k \leq 0.6 h/\text{Mpc}$ shows a discrepancy of at most 0.6% at LO and 0.3% at NLO. The level of discrepancy has a dependence on the scale.

B.2 Impact on parameter constraints

In Figure 15, we show the constraints on the model parameters from 1-loop power spectrum for the first mass bin of G85L data, assuming $k_{\text{max}} = 0.4 h\text{Mpc}^{-1}$ and for the power spectrum model with and without (noIR) resummation. We should stress that while the IR resummation does

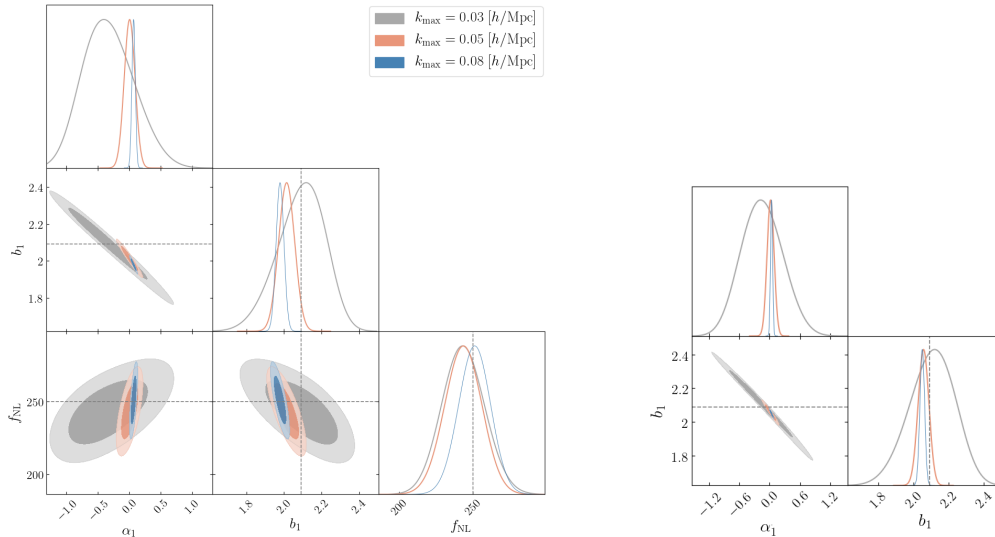


Figure 16: The posterior distribution of the parameters of tree-level models of the halo power spectrum for mass bin I of NG250L (left) and G85L (right) at $z = 1$. In the left panel the value of the linear PNG bias is set to the measured value from halo-matter cross spectrum, $b_\phi = b_\phi^\times$.

not significantly impact the constraints on bias parameters, this can change once cosmological parameters are varied, in particular for those affecting the BAO features. Furthermore, since the information is mainly coming from the largest scales, accounting for IR resummation is not strictly necessary for constraining local PNG from the power spectrum. For the modeling of bispectrum, however, the situation may be different, since fluctuations on all scales contribute to the signal of f_{NL} . Since our bispectrum model is limited to tree-level, we have not included the IR resummation nor EFT counter terms.

C Consistency Tests

Power spectrum

In this Appendix, we perform two sets of consistency tests. First, we compare the parameter constraints obtained from the halo power spectrum when the power spectrum is modeled at tree-level. Second, we test the dependence on the choice of k_{max} .

In Figure 16, we show the posterior densities on pairs of model parameters for the three mass bins of G85L and NG250L datasets at $z = 1$, assuming tree-level models for several values of $k_{\text{max}}^{\text{P}} [h/\text{Mpc}] = \{0.03, 0.05, 0.08\}$. We limit the analysis to rather large scales to ensure the validity of tree-level models. For Gaussian initial conditions, the model has two free parameters, the amplitude of the linear bias and the correction to the Poisson shot noise. For non-Gaussian initial conditions, we fix the value of the linear PNG bias to that measured on separate universe simulations $b_\phi = b_\phi^\times$, and vary only the amplitude of the primordial bispectrum, the linear bias, and the correction to Poisson shot noise. This model is what is commonly assumed in obtaining constraints on local PNG from the halo/galaxy power spectrum, with the further simplification of assuming the shot-noise to be Poissonian.

The values of b_1 measured from the cross-matter power spectrum of G85L data, and the input value of f_{NL} are indicated with dashed lines. While the inferred values of b_1 for the three choices of k_{max} are consistent within 1σ , they tend to be smaller than the values measured from halo-matter cross spectrum and become inconsistent at more than 2σ for $k_{\text{max}} = 0.08 h/\text{Mpc}$.

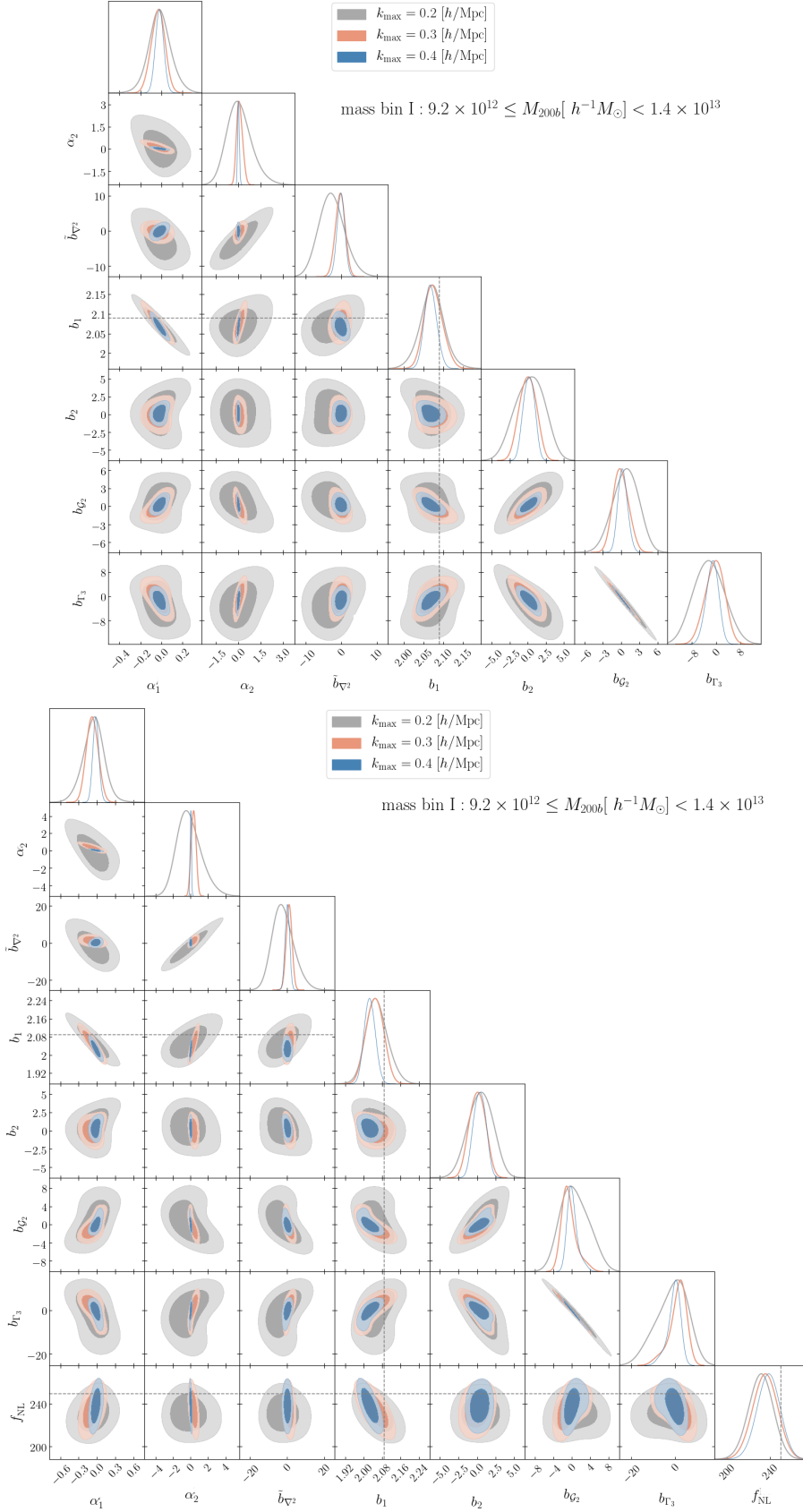


Figure 17: The posterior distribution of the parameters of the 1loop model from the power spectrum of mass bin I of G85L (top) and NG250L (bottom) at $z = 1$.

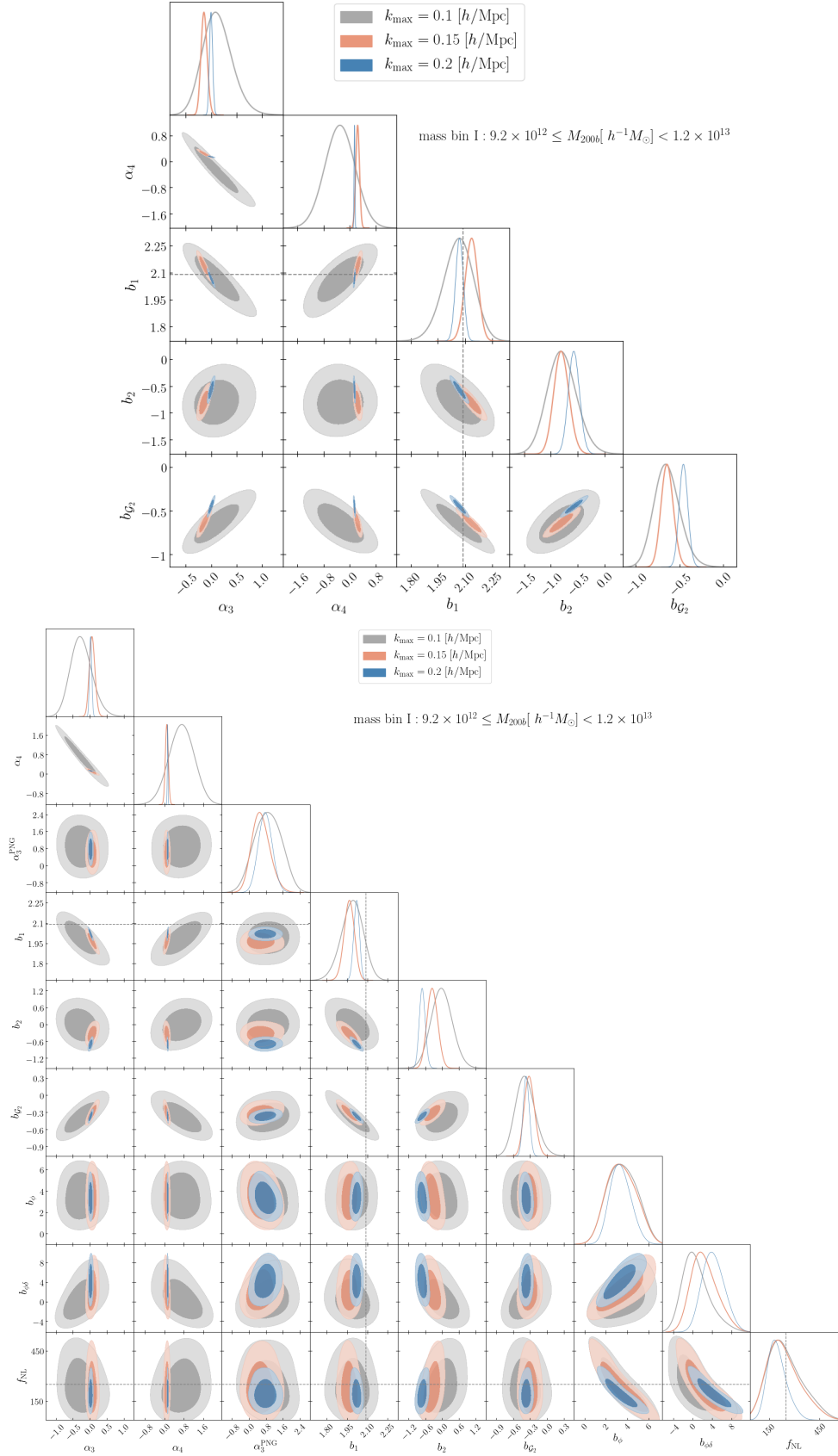


Figure 18: The posterior distribution of the model parameters of the halo bispectrum of mass-bins I of G85L (top) and NG250L (right), for different choices of k_{max} .

This perhaps is an indication of the breaking of the tree-level approximation at this scale. For mass bin III, the discrepancy is the largest. For non-Gaussian initial conditions, the value of b_1 is always below the one measured from halo-matter cross spectrum with Gaussian initial conditions. This is due to the fact that the presence of local PNG results in a scale-independent correction to b_1 proportional to f_{NL} , which reduces (increases) the Gaussian linear bias for positive (negative) f_{NL} . We tested that this is indeed the case by considering NGm250L data. As one may expect, constraints on f_{NL} are not significantly affected by the choice of k_{max} , if limiting the analysis to the large-scales. This can be understood to be due the information coming from the largest scales. For the correction to the Poisson shot-noise, the zero value is excluded at 1σ confidence limit for k_{max} .

In Figure 17, we show the constraints on model parameters fitting the 1-loop power spectrum for halos in mass bin I of G85L data on top and NG250L data at the bottom at $z = 1$. We considered three different values of $k_{\text{max}}^{\text{P}}[h/\text{Mpc}] = \{0.2, 0.3, 0.4\}$. Once again, the dashed line is the measured linear bias from halo-matter cross correlation. The constraints on the parameters stay consistent within 1σ . We have checked that for other two mass bins also this is the case.

Bispectrum

We next compare the parameter constraints from the bispectrum, assuming $k_{\text{max}}^{\text{B}}[h/\text{Mpc}] = \{0.1, 0.15, 0.2\}$. For Gaussian initial conditions, the posterior distributions for mass bin I of G85L (top) and NG250L (bottom) are plotted in Figure 18. We see that for simulations with Gaussian initial condition, for the largest value of k_{max} , the best-fit values of the second-order biases, b_2 and $b_{\mathcal{G}_2}$ are shifted upward, although always staying within 2σ CL of smaller k_{max} . For simulations with non-Gaussian initial conditions, the best-fit values of $b_{\mathcal{G}_2}$ is not affected, but values of b_2 and $b_{\phi\delta}$ are shifted downward and upward, respectively. The constraints on all parameters are consistent at 2σ level for the three choice of small-scale cutoff. The amount of systematic shifts in model parameters for higher values of k_{max} differs to some degree for halos of different masses.

D Tables of MCMC Best-fit Values

In the tables below, we display the best-fit values and the 68% uncertainties for model parameters from the halo power spectrum, bispectrum and their combination, setting the small scale cutoffs of $\{k_{\text{max}}^{\text{P}}, k_{\text{max}}^{\text{B}}\}[h/\text{Mpc}] = \{0.4, 0.2\}$.

Mass Bin I, $\{k_{\max}^P, k_{\max}^B\}[h/\text{Mpc}] = \{0.4, 0.2\}$

Parameters	Power Spectrum	Bispectrum	Joint
α_1	-0.014 ± 0.040		-0.030 ± 0.018
α_2	$0.032^{+0.055}_{-0.063}$		0.044 ± 0.022
α_3		-0.002 ± 0.030	-0.006 ± 0.013
α_4		0.145 ± 0.012	0.1465 ± 0.0089
\tilde{b}_{∇^2}	-0.02 ± 0.75		0.05 ± 0.67
b_1	2.066 ± 0.016	2.069 ± 0.021	2.0720 ± 0.0069
b_2	0.27 ± 0.84	-0.57 ± 0.10	-0.586 ± 0.045
$b_{\mathcal{G}_2}$	$0.30^{+0.76}_{-0.87}$	-0.454 ± 0.048	-0.461 ± 0.022
b_{Γ_3}	$-1.3^{+2.2}_{-2.0}$		0.63 ± 0.11

Table 3: The 1σ marginalized constraints on model parameters from halo power spectrum, bispectrum and their combination for mass bin I of G85L at $z = 1$.

Mass Bin II, $\{k_{\max}^P, k_{\max}^B\}[h/\text{Mpc}] = \{0.4, 0.2\}$

Parameters	Power Spectrum	Bispectrum	Joint
α_1	-0.056 ± 0.043		-0.101 ± 0.020
α_2	$0.029^{+0.062}_{-0.072}$		0.077 ± 0.023
α_3		-0.032 ± 0.025	-0.013 ± 0.012
α_4		0.215 ± 0.015	0.206 ± 0.011
\tilde{b}_{∇^2}	-1.24 ± 0.67		-1.15 ± 0.55
b_1	2.324 ± 0.016	2.355 ± 0.019	2.3406 ± 0.0067
b_2	0.06 ± 0.89	-0.389 ± 0.096	-0.318 ± 0.044
$b_{\mathcal{G}_2}$	$0.15^{+0.77}_{-0.86}$	-0.558 ± 0.044	-0.527 ± 0.021
b_{Γ_3}	$-1.0^{+2.2}_{-2.0}$		0.69 ± 0.11

Table 4: Same as Table 3, but for mass bin II.

Mass Bin III, $\{k_{\max}^P, k_{\max}^B\}[h/\text{Mpc}] = \{0.4, 0.2\}$

Parameters	Power Spectrum	Bispectrum	Joint
α_1	$-0.188^{+0.060}_{-0.067}$		-0.225 ± 0.028
α_2	0.247 ± 0.095		0.321 ± 0.035
α_3		-0.032 ± 0.025	$0.106^{+0.010}_{-0.012}$
α_4		0.215 ± 0.015	0.281 ± 0.018
\tilde{b}_{∇^2}	0.24 ± 0.45		-0.42 ± 0.37
b_1	$3.132^{+0.020}_{-0.018}$	3.194 ± 0.017	3.1477 ± 0.0071
b_2	0.3 ± 1.0	1.30 ± 0.11	$1.559^{+0.071}_{-0.033}$
$b_{\mathcal{G}_2}$	-1.11 ± 0.68	-0.674 ± 0.040	$-0.576^{+0.028}_{-0.016}$
b_{Γ_3}	1.9 ± 1.7		$0.714^{+0.093}_{-0.11}$

Table 5: Same as Table 3, but for mass bin III.

Mass Bin I, $\{k_{\max}^P, k_{\max}^B\}[h/\text{Mpc}] = \{0.4, 0.2\}$

Parameters	Power Spectrum	Bispectrum	Joint
α_1	-0.038 ± 0.041		-0.007 ± 0.019
α_2	0.049 ± 0.064		-0.016 ± 0.024
α_3		0.022 ± 0.032	0.019 ± 0.017
α_4		0.126 ± 0.013	0.128 ± 0.011
\tilde{b}_{∇^2}	0.31 ± 0.97		-0.22 ± 0.75
b_1	2.032 ± 0.021	2.020 ± 0.020	$2.0177^{+0.0097}_{-0.0080}$
b_2	0.09 ± 0.78	-0.71 ± 0.10	$-0.672^{+0.038}_{-0.082}$
$b_{\mathcal{G}_2}$	-0.36 ± 0.66	-0.369 ± 0.051	$-0.395^{+0.014}_{-0.033}$
b_{Γ_3}	0.5 ± 1.7		$0.64^{+0.17}_{-0.11}$
α_3^{PNG}		0.77 ± 0.31	0.126 ± 0.098
b_ϕ	$3.4^{+1.2}_{-1.7}$	$3.35^{+0.88}_{-1.0}$	3.99 ± 0.86
$b_{\phi\delta}$	$-1.7^{+5.6}_{-7.0}$	$4.2^{+2.1}_{-2.5}$	$2.5^{+1.3}_{-1.6}$
f_{NL}	269^{+100}_{-100}	195^{+50}_{-60}	201^{+40}_{-50}

Table 6: The 1σ marginalized constraints on model parameters from halo power spectrum, bispectrum and their combination for mass bin I of NG250L at $z = 1$.

Mass Bin II, $\{k_{\max}^P, k_{\max}^B\}[h/\text{Mpc}] = \{0.4, 0.2\}$

Parameters	Power Spectrum	Bispectrum	Joint
α_1	-0.001 ± 0.045		-0.025 ± 0.028
α_2	-0.009 ± 0.060		0.000 ± 0.0280
α_3		0.011 ± 0.028	0.004 ± 0.017
α_4		0.225 ± 0.016	0.228 ± 0.013
\tilde{b}_{∇^2}	0.6 ± 1.0		0.45 ± 0.81
b_1	2.243 ± 0.020	2.252 ± 0.019	2.2555 ± 0.0096
b_2	0.37 ± 0.94	-0.25 ± 0.11	-0.281 ± 0.067
$b_{\mathcal{G}_2}$	0.13 ± 0.73	-0.385 ± 0.049	-0.419 ± 0.024
b_{Γ_3}	-0.9 ± 1.9		0.57 ± 0.13
α_3^{PNG}		0.62 ± 0.23	0.276 ± 0.091
b_ϕ	$3.8^{+1.2}_{-1.7}$	4.4 ± 1.3	5.2 ± 1.4
$b_{\phi\delta}$	-0.6 ± 5.7	5.2 ± 2.5	4.6 ± 2.4
f_{NL}	267^{+90}_{-100}	192^{+50}_{-70}	185^{+40}_{-70}

Mass Bin III, $\{k_{\max}^P, k_{\max}^B\}[h/\text{Mpc}] = \{0.4, 0.2\}$

Parameters	Power Spectrum	Bispectrum	Joint
α_1	-0.059 ± 0.068		$-0.098^{+0.048}_{-0.042}$
α_2	0.130 ± 0.099		$0.151^{+0.045}_{-0.037}$
α_3		0.108 ± 0.023	$0.1654^{+0.0094}_{-0.023}$
α_4		0.339 ± 0.027	$0.279^{+0.036}_{-0.010}$
\tilde{b}_{∇^2}	2.48 ± 0.79		$0.61^{+0.65}_{-0.48}$
b_1	3.007 ± 0.026	3.063 ± 0.017	3.023 ± 0.011
b_2	0.51 ± 0.79	1.19 ± 0.11	$1.40^{+0.12}_{-0.027}$
$b_{\mathcal{G}_2}$	-0.97 ± 0.62	-0.491 ± 0.043	$-0.398^{+0.037}_{-0.016}$
b_{Γ_3}	1.5 ± 1.7		$0.497^{+0.099}_{-0.14}$
α_3^{PNG}		0.19 ± 0.11	$0.236^{+0.082}_{-0.068}$
b_ϕ	$6.0^{+1.6}_{-1.9}$	5.04 ± 0.65	$4.43^{+0.61}_{-0.72}$
$b_{\phi\delta}$	-0.1 ± 5.7	$8.1^{+1.7}_{-1.2}$	$7.2^{+2.2}_{-1.7}$
f_{NL}	248^{+60}_{-80}	279^{+26}_{-37}	314^{+40}_{-50}

Table 7: Same as Table 6, but for mass bins II (top) and III (bottom) of NG250L at $z = 1$.

Mass Bin I, $\{k_{\max}^P, k_{\max}^B\}[h/\text{Mpc}] = \{0.4, 0.2\}$

Parameters	Power Spectrum	Bispectrum	Joint
α_1	0.000 ± 0.039		-0.005 ± 0.026
α_2	0.013 ± 0.059		-0.012 ± 0.025
α_3		-0.027 ± 0.029	0.005 ± 0.015
α_4		0.127 ± 0.012	0.1163 ± 0.0091
\tilde{b}_{∇^2}	0.9 ± 1.1		0.26 ± 0.91
b_1	2.079 ± 0.017	2.103 ± 0.021	2.0787 ± 0.0089
b_2	0.03 ± 0.77	-0.729 ± 0.096	-0.616 ± 0.053
$b_{\mathcal{G}_2}$	-0.21 ± 0.69	-0.507 ± 0.046	-0.453 ± 0.026
b_{Γ_3}	0.3 ± 1.8		0.88 ± 0.11
<hr style="border-top: 1px dashed black;"/>			
α_3^{PNG}		$-0.4^{+1.1}_{-1.4}$	$-0.2^{+1.2}_{-1.4}$
b_ϕ	$1.30^{+0.69}_{-1.9}$	$2.0^{+1.4}_{-2.2}$	$2.1^{+1.5}_{-2.3}$
$b_{\phi\delta}$	0.0 ± 1.8	$-0.3^{+1.8}_{-2.0}$	-0.2 ± 1.7
f_{NL}	1 ± 37	$3.7^{+6.0}_{-7.5}$	$3.4^{+4.1}_{-5.6}$

Table 8: Same as Table 6, but for mass bins I of NG10L at $z = 1$.

References

- [1] **Planck** Collaboration, Y. Akrami *et al.*, “Planck 2018 results. IX. Constraints on primordial non-Gaussianity,” [arXiv:1905.05697](#) [[astro-ph.CO](#)].
- [2] **EUCLID** Collaboration, L. Amendola *et al.*, “Cosmology and Fundamental Physics with the Euclid Satellite,” [arXiv:1606.00180](#) [[astro-ph.CO](#)].
- [3] **DESI** Collaboration, A. Aghamousa *et al.*, “The DESI Experiment Part I: Science, Targeting, and Survey Design,” [arXiv:1611.00036](#) [[astro-ph.IM](#)].
- [4] **SPHEREX** Collaboration, O. Doré *et al.*, “Cosmology with the SPHEREX All-Sky Spectral Survey,” [arXiv:1412.4872](#) [[astro-ph.CO](#)].
- [5] **LSST** Collaboration, P. A. Abell *et al.*, “LSST Science Book, Version 2.0,” [arXiv:0912.0201](#) [[astro-ph.IM](#)].
- [6] E. D. Kovetz *et al.*, “Line-Intensity Mapping: 2017 Status Report,” [arXiv:1709.09066](#) [[astro-ph.CO](#)].
- [7] S. Camera, M. G. Santos, P. G. Ferreira, and L. Ferramacho, “Cosmology on Ultra-Large Scales with HI Intensity Mapping: Limits on Primordial non-Gaussianity,” *Phys. Rev. Lett.* **111** (2013) 171302, [arXiv:1305.6928](#) [[astro-ph.CO](#)].
- [8] A. Moradinezhad Dizgah, G. K. Keating, and A. Fialkov, “Probing Cosmic Origins with CO and [CII] Emission Lines,” *Astrophys. J. Lett.* **870** no. 1, (2019) L4, [arXiv:1801.10178](#) [[astro-ph.CO](#)].
- [9] A. Moradinezhad Dizgah and G. K. Keating, “Line intensity mapping with [CII] and CO(1-0) as probes of primordial non-Gaussianity,” *Astrophys. J.* **872** no. 2, (2019) 126, [arXiv:1810.02850](#) [[astro-ph.CO](#)].
- [10] D. Karagiannis, A. Slosar, and M. Liguori, “Forecasts on Primordial non-Gaussianity from 21 cm Intensity Mapping experiments,” [arXiv:1911.03964](#) [[astro-ph.CO](#)].
- [11] R. H. Liu and P. C. Breysse, “Coupling parsec and gigaparsec scales: primordial non-Gaussianity with multi-tracer intensity mapping,” [arXiv:2002.10483](#) [[astro-ph.CO](#)].
- [12] S. Cunnington, S. Camera, and A. Poursidou, “The degeneracy between primordial non-Gaussianity and foregrounds in 21cm intensity mapping experiments,” [arXiv:2007.12126](#) [[astro-ph.CO](#)].
- [13] J. N. Fry and R. J. Scherrer, “Skewness in Large-Scale Structure and Non-Gaussian Initial Conditions,” *APJ* **429** (July, 1994) 36.
- [14] R. Scoccimarro, “The bispectrum: from theory to observations,” *Astrophys. J.* **544** (2000) 597, [arXiv:astro-ph/0004086](#).
- [15] L. Verde, R. Jimenez, M. Kamionkowski, and S. Matarrese, “Tests for primordial nonGaussianity,” *Mon. Not. Roy. Astron. Soc.* **325** (2001) 412, [arXiv:astro-ph/0011180](#).
- [16] R. Scoccimarro, E. Sefusatti, and M. Zaldarriaga, “Probing primordial non-Gaussianity with large - scale structure,” *Phys. Rev. D* **69** (2004) 103513, [arXiv:astro-ph/0312286](#).
- [17] E. Sefusatti and E. Komatsu, “The Bispectrum of Galaxies from High-Redshift Galaxy Surveys: Primordial Non-Gaussianity and Non-Linear Galaxy Bias,” *Phys. Rev. D* **76** (2007) 083004, [arXiv:0705.0343](#) [[astro-ph](#)].
- [18] M. Takada and B. Jain, “Cosmological parameters from lensing power spectrum and bispectrum tomography,” *Mon. Not. Roy. Astron. Soc.* **348** (2004) 897, [arXiv:astro-ph/0310125](#).
- [19] B. M. Schaefer, A. Grassi, M. Gerstenlauer, and C. T. Byrnes, “A weak lensing view on primordial non-Gaussianities,” *Mon. Not. Roy. Astron. Soc.* **421** (2012) 797–807, [arXiv:1107.1656](#) [[astro-ph.CO](#)].

- [20] S. Hilbert, L. Marian, R. E. Smith, and V. Desjacques, “Measuring primordial non-Gaussianity with weak-lensing surveys,” *Mon. Not. Roy. Astron. Soc.* **426** (2012) 2870, [arXiv:1204.4530 \[astro-ph.CO\]](#).
- [21] B. Grinstein and M. B. Wise, “Nongaussian Fluctuations and the Correlations of Galaxies or Rich Clusters of Galaxies,” *Astrophys. J.* **310** (1986) 19–22.
- [22] N. Dalal, O. Dore, D. Huterer, and A. Shirokov, “The imprints of primordial non-gaussianities on large-scale structure: scale dependent bias and abundance of virialized objects,” *Phys. Rev.* **D77** (2008) 123514, [arXiv:0710.4560 \[astro-ph\]](#).
- [23] S. Matarrese and L. Verde, “The effect of primordial non-Gaussianity on halo bias,” *Astrophys. J.* **677** (2008) L77–L80, [arXiv:0801.4826 \[astro-ph\]](#).
- [24] N. Afshordi and A. J. Tolley, “Primordial non-gaussianity, statistics of collapsed objects, and the Integrated Sachs-Wolfe effect,” *Phys. Rev.* **D78** (2008) 123507, [arXiv:0806.1046 \[astro-ph\]](#).
- [25] V. Desjacques, D. Jeong, and F. Schmidt, “Non-Gaussian Halo Bias Re-examined: Mass-dependent Amplitude from the Peak-Background Split and Thresholding,” *Phys. Rev. D* **84** (2011) 063512, [arXiv:1105.3628 \[astro-ph.CO\]](#).
- [26] V. Desjacques, D. Jeong, and F. Schmidt, “Accurate Predictions for the Scale-Dependent Galaxy Bias from Primordial Non-Gaussianity,” *Phys. Rev. D* **84** (2011) 061301, [arXiv:1105.3476 \[astro-ph.CO\]](#).
- [27] A. Slosar, C. Hirata, U. Seljak, S. Ho, and N. Padmanabhan, “Constraints on local primordial non-Gaussianity from large scale structure,” *JCAP* **08** (2008) 031, [arXiv:0805.3580 \[astro-ph\]](#).
- [28] T. Giannantonio, A. J. Ross, W. J. Percival, R. Crittenden, D. Bacher, M. Kilbinger, R. Nichol, and J. Weller, “Improved Primordial Non-Gaussianity Constraints from Measurements of Galaxy Clustering and the Integrated Sachs-Wolfe Effect,” *Phys. Rev. D* **89** no. 2, (2014) 023511, [arXiv:1303.1349 \[astro-ph.CO\]](#).
- [29] D. Karagiannis, T. Shanks, and N. P. Ross, “Search for primordial non-Gaussianity in the quasars of SDSS-III BOSS DR9,” *Mon. Not. Roy. Astron. Soc.* **441** no. 1, (2014) 486–502, [arXiv:1310.6716 \[astro-ph.CO\]](#).
- [30] B. Leistedt, H. V. Peiris, and N. Roth, “Constraints on Primordial Non-Gaussianity from 800 000 Photometric Quasars,” *Phys. Rev. Lett.* **113** no. 22, (2014) 221301, [arXiv:1405.4315 \[astro-ph.CO\]](#).
- [31] E. Castorina *et al.*, “Redshift-weighted constraints on primordial non-Gaussianity from the clustering of the eBOSS DR14 quasars in Fourier space,” *JCAP* **09** (2019) 010, [arXiv:1904.08859 \[astro-ph.CO\]](#).
- [32] V. Desjacques and U. Seljak, “Primordial non-Gaussianity from the large scale structure,” *Class. Quant. Grav.* **27** (2010) 124011, [arXiv:1003.5020 \[astro-ph.CO\]](#).
- [33] M. Alvarez *et al.*, “Testing Inflation with Large Scale Structure: Connecting Hopes with Reality,” [arXiv:1412.4671 \[astro-ph.CO\]](#).
- [34] M. Biagetti, “The Hunt for Primordial Interactions in the Large Scale Structures of the Universe,” *Galaxies* **7** no. 3, (2019) 71, [arXiv:1906.12244 \[astro-ph.CO\]](#).
- [35] E. Sefusatti, M. Crocce, and V. Desjacques, “The Halo Bispectrum in N-body Simulations with non-Gaussian Initial Conditions,” *Mon. Not. Roy. Astron. Soc.* **425** (2012) 2903, [arXiv:1111.6966 \[astro-ph.CO\]](#).
- [36] A. R. Pullen and C. M. Hirata, “Systematic effects in large-scale angular power spectra of photometric quasars and implications for constraining primordial nongaussianity,” *Publ. Astron. Soc. Pac.* **125** (2013) 705–718, [arXiv:1212.4500 \[astro-ph.CO\]](#).

- [37] A. J. Ross *et al.*, “The Clustering of Galaxies in SDSS-III DR9 Baryon Oscillation Spectroscopic Survey: Constraints on Primordial Non-Gaussianity,” *Mon. Not. Roy. Astron. Soc.* **428** (2013) 1116–1127, [arXiv:1208.1491](#) [[astro-ph.CO](#)].
- [38] B. Leistedt, H. V. Peiris, D. J. Mortlock, A. Benoit-Lévy, and A. Pontzen, “Estimating the large-scale angular power spectrum in the presence of systematics: a case study of Sloan Digital Sky Survey quasars,” *Mon. Not. Roy. Astron. Soc.* **435** (2013) 1857, [arXiv:1306.0005](#) [[astro-ph.CO](#)].
- [39] P. D. Meerburg, M. Münchmeyer, J. B. Muñoz, and X. Chen, “Prospects for Cosmological Collider Physics,” *JCAP* **03** (2017) 050, [arXiv:1610.06559](#) [[astro-ph.CO](#)].
- [40] A. Moradinezhad Dizgah and C. Dvorkin, “Scale-Dependent Galaxy Bias from Massive Particles with Spin during Inflation,” *JCAP* **01** (2018) 010, [arXiv:1708.06473](#) [[astro-ph.CO](#)].
- [41] A. Moradinezhad Dizgah, H. Lee, J. B. Muñoz, and C. Dvorkin, “Galaxy Bispectrum from Massive Spinning Particles,” *JCAP* **05** (2018) 013, [arXiv:1801.07265](#) [[astro-ph.CO](#)].
- [42] A. Moradinezhad Dizgah, G. Franciolini, A. Kehagias, and A. Riotto, “Constraints on long-lived, higher-spin particles from galaxy bispectrum,” *Phys. Rev. D* **98** no. 6, (2018) 063520, [arXiv:1805.10247](#) [[astro-ph.CO](#)].
- [43] D. Karagiannis, A. Lazanu, M. Liguori, A. Raccanelli, N. Bartolo, and L. Verde, “Constraining primordial non-Gaussianity with bispectrum and power spectrum from upcoming optical and radio surveys,” *Mon. Not. Roy. Astron. Soc.* **478** no. 1, (2018) 1341–1376, [arXiv:1801.09280](#) [[astro-ph.CO](#)].
- [44] H. Gil-Marín, L. Verde, J. Noreña, A. J. Cuesta, L. Samushia, W. J. Percival, C. Wagner, M. Manera, and D. P. Schneider, “The power spectrum and bispectrum of SDSS DR11 BOSS galaxies –II. Cosmological interpretation,” *Mon. Not. Roy. Astron. Soc.* **452** no. 2, (2015) 1914–1921, [arXiv:1408.0027](#) [[astro-ph.CO](#)].
- [45] H. Gil-Marín, J. Noreña, L. Verde, W. J. Percival, C. Wagner, M. Manera, and D. P. Schneider, “The power spectrum and bispectrum of SDSS DR11 BOSS galaxies –I. Bias and gravity,” *Mon. Not. Roy. Astron. Soc.* **451** no. 1, (2015) 539–580, [arXiv:1407.5668](#) [[astro-ph.CO](#)].
- [46] H. Gil-Marín, W. J. Percival, L. Verde, J. R. Brownstein, C.-H. Chuang, F.-S. Kitaura, S. A. Rodríguez-Torres, and M. D. Olmstead, “The clustering of galaxies in the SDSS-III Baryon Oscillation Spectroscopic Survey: RSD measurement from the power spectrum and bispectrum of the DR12 BOSS galaxies,” *Mon. Not. Roy. Astron. Soc.* **465** no. 2, (2017) 1757–1788, [arXiv:1606.00439](#) [[astro-ph.CO](#)].
- [47] D. W. Pearson and L. Samushia, “A Detection of the Baryon Acoustic Oscillation features in the SDSS BOSS DR12 Galaxy Bispectrum,” *Mon. Not. Roy. Astron. Soc.* **478** no. 4, (2018) 4500–4512, [arXiv:1712.04970](#) [[astro-ph.CO](#)].
- [48] F. Bernardeau, S. Colombi, E. Gaztanaga, and R. Scoccimarro, “Large scale structure of the universe and cosmological perturbation theory,” *Phys. Rept.* **367** (2002) 1–248, [arXiv:astro-ph/0112551](#).
- [49] M. Crocce and R. Scoccimarro, “Nonlinear Evolution of Baryon Acoustic Oscillations,” *Phys. Rev. D* **77** (2008) 023533, [arXiv:0704.2783](#) [[astro-ph](#)].
- [50] P. McDonald and A. Roy, “Clustering of dark matter tracers: generalizing bias for the coming era of precision LSS,” *JCAP* **08** (2009) 020, [arXiv:0902.0991](#) [[astro-ph.CO](#)].
- [51] J. J. M. Carrasco, M. P. Hertzberg, and L. Senatore, “The Effective Field Theory of Cosmological Large Scale Structures,” *JHEP* **09** (2012) 082, [arXiv:1206.2926](#) [[astro-ph.CO](#)].
- [52] L. Senatore, “Bias in the Effective Field Theory of Large Scale Structures,” *JCAP* **11** (2015) 007, [arXiv:1406.7843](#) [[astro-ph.CO](#)].

- [53] L. Senatore and M. Zaldarriaga, “The IR-resummed Effective Field Theory of Large Scale Structures,” *JCAP* **02** (2015) 013, [arXiv:1404.5954 \[astro-ph.CO\]](#).
- [54] L. Senatore and M. Zaldarriaga, “Redshift Space Distortions in the Effective Field Theory of Large Scale Structures,” [arXiv:1409.1225 \[astro-ph.CO\]](#).
- [55] V. Assassi, D. Baumann, D. Green, and M. Zaldarriaga, “Renormalized Halo Bias,” *JCAP* **08** (2014) 056, [arXiv:1402.5916 \[astro-ph.CO\]](#).
- [56] Z. Vlah, U. Seljak, and T. Baldauf, “Lagrangian perturbation theory at one loop order: successes, failures, and improvements,” *Phys. Rev. D* **91** (2015) 023508, [arXiv:1410.1617 \[astro-ph.CO\]](#).
- [57] V. Assassi, D. Baumann, E. Pajer, Y. Welling, and D. van der Woude, “Effective theory of large-scale structure with primordial non-Gaussianity,” *JCAP* **11** (2015) 024, [arXiv:1505.06668 \[astro-ph.CO\]](#).
- [58] T. Matsubara, “Resumming Cosmological Perturbations via the Lagrangian Picture: One-loop Results in Real Space and in Redshift Space,” *Phys. Rev. D* **77** (2008) 063530, [arXiv:0711.2521 \[astro-ph\]](#).
- [59] T. Matsubara, “Nonlinear perturbation theory with halo bias and redshift-space distortions via the Lagrangian picture,” *Phys. Rev. D* **78** (2008) 083519, [arXiv:0807.1733 \[astro-ph\]](#). [Erratum: *Phys.Rev.D* 78, 109901 (2008)].
- [60] J. Carlson, B. Reid, and M. White, “Convolution Lagrangian perturbation theory for biased tracers,” *Mon. Not. Roy. Astron. Soc.* **429** (2013) 1674, [arXiv:1209.0780 \[astro-ph.CO\]](#).
- [61] R. A. Porto, L. Senatore, and M. Zaldarriaga, “The Lagrangian-space Effective Field Theory of Large Scale Structures,” *JCAP* **05** (2014) 022, [arXiv:1311.2168 \[astro-ph.CO\]](#).
- [62] T. Baldauf, L. Mercolli, M. Mirbabayi, and E. Pajer, “The Bispectrum in the Effective Field Theory of Large Scale Structure,” *JCAP* **05** (2015) 007, [arXiv:1406.4135 \[astro-ph.CO\]](#).
- [63] R. E. Angulo, S. Foreman, M. Schmittfull, and L. Senatore, “The One-Loop Matter Bispectrum in the Effective Field Theory of Large Scale Structures,” *JCAP* **10** (2015) 039, [arXiv:1406.4143 \[astro-ph.CO\]](#).
- [64] Z. Vlah, M. White, and A. Aviles, “A Lagrangian effective field theory,” *JCAP* **09** (2015) 014, [arXiv:1506.05264 \[astro-ph.CO\]](#).
- [65] R. Angulo, M. Fasiello, L. Senatore, and Z. Vlah, “On the Statistics of Biased Tracers in the Effective Field Theory of Large Scale Structures,” *JCAP* **09** (2015) 029, [arXiv:1503.08826 \[astro-ph.CO\]](#).
- [66] A. Perko, L. Senatore, E. Jennings, and R. H. Wechsler, “Biased Tracers in Redshift Space in the EFT of Large-Scale Structure,” [arXiv:1610.09321 \[astro-ph.CO\]](#).
- [67] M. Schmittfull, M. Simonović, V. Assassi, and M. Zaldarriaga, “Modeling Biased Tracers at the Field Level,” *Phys. Rev. D* **100** no. 4, (2019) 043514, [arXiv:1811.10640 \[astro-ph.CO\]](#).
- [68] A. Eggemeier, R. Scoccimarro, and R. E. Smith, “Bias Loop Corrections to the Galaxy Bispectrum,” *Phys. Rev. D* **99** no. 12, (2019) 123514, [arXiv:1812.03208 \[astro-ph.CO\]](#).
- [69] A. Eggemeier, R. Scoccimarro, M. Crocce, A. Pezzotta, and A. G. Sánchez, “Testing one-loop galaxy bias – I. Power spectrum,” [arXiv:2006.09729 \[astro-ph.CO\]](#).
- [70] T. Nishimichi, G. D’Amico, M. M. Ivanov, L. Senatore, M. Simonović, M. Takada, M. Zaldarriaga, and P. Zhang, “Blinded challenge for precision cosmology with large-scale structure: results from effective field theory for the redshift-space galaxy power spectrum,” [arXiv:2003.08277 \[astro-ph.CO\]](#).
- [71] T. Steele and T. Baldauf, “Precise Calibration of the One-Loop Bispectrum in the Effective Field Theory of Large Scale Structure,” [arXiv:2009.01200 \[astro-ph.CO\]](#).

- [72] M. M. Ivanov, M. Simonović, and M. Zaldarriaga, “Cosmological Parameters from the BOSS Galaxy Power Spectrum,” *JCAP* **05** (2020) 042, [arXiv:1909.05277 \[astro-ph.CO\]](#).
- [73] M. M. Ivanov, M. Simonović, and M. Zaldarriaga, “Cosmological Parameters and Neutrino Masses from the Final Planck and Full-Shape BOSS Data,” *Phys. Rev. D* **101** no. 8, (2020) 083504, [arXiv:1912.08208 \[astro-ph.CO\]](#).
- [74] T. Colas, G. D’amico, L. Senatore, P. Zhang, and F. Beutler, “Efficient Cosmological Analysis of the SDSS/BOSS data from the Effective Field Theory of Large-Scale Structure,” *JCAP* **06** (2020) 001, [arXiv:1909.07951 \[astro-ph.CO\]](#).
- [75] G. D’Amico, J. Gleyzes, N. Kokron, K. Markovic, L. Senatore, P. Zhang, F. Beutler, and H. Gil-Marín, “The Cosmological Analysis of the SDSS/BOSS data from the Effective Field Theory of Large-Scale Structure,” *JCAP* **05** (2020) 005, [arXiv:1909.05271 \[astro-ph.CO\]](#).
- [76] T. Tröster *et al.*, “Cosmology from large-scale structure: Constraining Λ CDM with BOSS,” *Astron. Astrophys.* **633** (2020) L10, [arXiv:1909.11006 \[astro-ph.CO\]](#).
- [77] M. M. Ivanov, E. McDonough, J. C. Hill, M. Simonović, M. W. Toomey, S. Alexander, and M. Zaldarriaga, “Constraining Early Dark Energy with Large-Scale Structure,” [arXiv:2006.11235 \[astro-ph.CO\]](#).
- [78] R. Scoccimarro, H. Couchman, and J. A. Frieman, “The Bispectrum as a Signature of Gravitational Instability in Redshift-Space,” *Astrophys. J.* **517** (1999) 531–540, [arXiv:astro-ph/9808305](#).
- [79] K. Yamamoto, Y. Nan, and C. Hikage, “Analytic halo approach to the bispectrum of galaxies in redshift space,” *Phys. Rev. D* **95** no. 4, (2017) 043528, [arXiv:1610.03665 \[astro-ph.CO\]](#).
- [80] E. O. Nadler, A. Perko, and L. Senatore, “On the Bispectra of Very Massive Tracers in the Effective Field Theory of Large-Scale Structure,” *JCAP* **02** (2018) 058, [arXiv:1710.10308 \[astro-ph.CO\]](#).
- [81] I. Hashimoto, Y. Rasera, and A. Taruya, “Precision cosmology with redshift-space bispectrum: a perturbation theory based model at one-loop order,” *Phys. Rev. D* **96** no. 4, (2017) 043526, [arXiv:1705.02574 \[astro-ph.CO\]](#).
- [82] A. Lazanu and M. Liguori, “The two and three-loop matter bispectrum in perturbation theories,” *JCAP* **04** (2018) 055, [arXiv:1803.03184 \[astro-ph.CO\]](#).
- [83] R. de Belsunce and L. Senatore, “Tree-Level Bispectrum in the Effective Field Theory of Large-Scale Structure extended to Massive Neutrinos,” *JCAP* **02** (2019) 038, [arXiv:1804.06849 \[astro-ph.CO\]](#).
- [84] V. Desjacques, D. Jeong, and F. Schmidt, “The Galaxy Power Spectrum and Bispectrum in Redshift Space,” *JCAP* **12** (2018) 035, [arXiv:1806.04015 \[astro-ph.CO\]](#).
- [85] M. M. Ivanov and S. Sibiryakov, “Infrared Resummation for Biased Tracers in Redshift Space,” *JCAP* **07** (2018) 053, [arXiv:1804.05080 \[astro-ph.CO\]](#).
- [86] A. Oddo, E. Sefusatti, C. Porciani, P. Monaco, and A. G. Sánchez, “Toward a robust inference method for the galaxy bispectrum: likelihood function and model selection,” *JCAP* **03** (2020) 056, [arXiv:1908.01774 \[astro-ph.CO\]](#).
- [87] C. Hahn, F. Villaescusa-Navarro, E. Castorina, and R. Scoccimarro, “Constraining M_ν with the bispectrum. Part I. Breaking parameter degeneracies,” *JCAP* **03** (2020) 040, [arXiv:1909.11107 \[astro-ph.CO\]](#).
- [88] N. Agarwal, S. Ho, and S. Shandera, “Constraining the initial conditions of the Universe using large scale structure,” *JCAP* **02** (2014) 038, [arXiv:1311.2606 \[astro-ph.CO\]](#).
- [89] S. Ho *et al.*, “Sloan Digital Sky Survey III photometric quasar clustering: probing the initial conditions of the Universe,” *JCAP* **05** (2015) 040, [arXiv:1311.2597 \[astro-ph.CO\]](#).

- [90] N. Sabti, J. B. Muñoz, and D. Blas, “First Constraints on Small-Scale Non-Gaussianity from UV Galaxy Luminosity Functions,” [arXiv:2009.01245 \[astro-ph.CO\]](#).
- [91] A. Pillepich, C. Porciani, and O. Hahn, “Universal halo mass function and scale-dependent bias from N-body simulations with non-Gaussian initial conditions,” *Mon. Not. Roy. Astron. Soc.* **402** (2010) 191–206, [arXiv:0811.4176 \[astro-ph\]](#).
- [92] V. Desjacques, U. Seljak, and I. Iliev, “Scale-dependent bias induced by local non-Gaussianity: A comparison to N-body simulations,” *Mon. Not. Roy. Astron. Soc.* **396** (2009) 85–96, [arXiv:0811.2748 \[astro-ph\]](#).
- [93] C. Wagner, L. Verde, and L. Boubekur, “N-body simulations with generic non-Gaussian initial conditions I: Power Spectrum and halo mass function,” *JCAP* **10** (2010) 022, [arXiv:1006.5793 \[astro-ph.CO\]](#).
- [94] R. Scoccimarro, L. Hui, M. Manera, and K. C. Chan, “Large-scale Bias and Efficient Generation of Initial Conditions for Non-Local Primordial Non-Gaussianity,” *Phys. Rev. D* **85** (2012) 083002, [arXiv:1108.5512 \[astro-ph.CO\]](#).
- [95] C. Wagner and L. Verde, “N-body simulations with generic non-Gaussian initial conditions II: Halo bias,” *JCAP* **03** (2012) 002, [arXiv:1102.3229 \[astro-ph.CO\]](#).
- [96] M. Biagetti, T. Lazeyras, T. Baldauf, V. Desjacques, and F. Schmidt, “Verifying the consistency relation for the scale-dependent bias from local primordial non-Gaussianity,” *Mon. Not. Roy. Astron. Soc.* **468** no. 3, (2017) 3277–3288, [arXiv:1611.04901 \[astro-ph.CO\]](#).
- [97] E.-M. Mueller, W. J. Percival, and R. Ruggeri, “Optimizing primordial non-Gaussianity measurements from galaxy surveys,” *Mon. Not. Roy. Astron. Soc.* **485** no. 3, (2019) 4160–4166, [arXiv:1702.05088 \[astro-ph.CO\]](#).
- [98] T. Nishimichi, A. Taruya, K. Koyama, and C. Sabiu, “Scale Dependence of Halo Bispectrum from Non-Gaussian Initial Conditions in Cosmological N-body Simulations,” *JCAP* **07** (2010) 002, [arXiv:0911.4768 \[astro-ph.CO\]](#).
- [99] R. E. Smith, V. Desjacques, and L. Marian, “Nonlinear clustering in models with primordial non-Gaussianity: the halo model approach,” *Phys. Rev. D* **83** (2011) 043526, [arXiv:1009.5085 \[astro-ph.CO\]](#).
- [100] A. Moradinezhad Dizgah, K. C. Chan, J. Noreña, M. Biagetti, and V. Desjacques, “Squeezing the halo bispectrum: a test of bias models,” *JCAP* **09** (2016) 030, [arXiv:1512.06084 \[astro-ph.CO\]](#).
- [101] M. Shirasaki, N. S. Sugiyama, R. Takahashi, and F.-S. Kitaura, “Constraining Primordial Non-Gaussianity with Post-reconstructed Galaxy Bispectrum in Redshift Space,” [arXiv:2010.04567 \[astro-ph.CO\]](#).
- [102] D. Yamauchi, S. Yokoyama, and K. Takahashi, “Multitracer technique for galaxy bispectrum: An application to constraints on nonlocal primordial non-Gaussianities,” *Phys. Rev. D* **95** no. 6, (2017) 063530, [arXiv:1611.03590 \[astro-ph.CO\]](#).
- [103] M. Tellarini, A. J. Ross, G. Tasinato, and D. Wands, “Galaxy bispectrum, primordial non-Gaussianity and redshift space distortions,” *JCAP* **06** (2016) 014, [arXiv:1603.06814 \[astro-ph.CO\]](#).
- [104] D. Karagiannis, J. Fonseca, R. Maartens, and S. Camera, “Probing primordial non-Gaussianity with the bispectrum of future 21cm intensity maps,” [arXiv:2010.07034 \[astro-ph.CO\]](#).
- [105] A. Barreira, “On the impact of galaxy bias uncertainties on primordial non-Gaussianity constraints,” [arXiv:2009.06622 \[astro-ph.CO\]](#).
- [106] A. Esposito, L. Hui, and R. Scoccimarro, “Nonperturbative test of consistency relations and their violation,” *Phys. Rev. D* **100** no. 4, (2019) 043536, [arXiv:1905.11423 \[astro-ph.CO\]](#).

- [107] R. de Putter, “Primordial physics from large-scale structure beyond the power spectrum,” [arXiv:1802.06762](#) [[astro-ph.CO](#)].
- [108] A. Moradinezhad Dizgah, H. Lee, M. Schmittfull, and C. Dvorkin, “Capturing non-Gaussianity of the large-scale structure with weighted skew-spectra,” *JCAP* **04** (2020) 011, [arXiv:1911.05763](#) [[astro-ph.CO](#)].
- [109] J.-P. Dai, L. Verde, and J.-Q. Xia, “What Can We Learn by Combining the Skew Spectrum and the Power Spectrum?,” *JCAP* **08** (2020) 007, [arXiv:2002.09904](#) [[astro-ph.CO](#)].
- [110] M. Biagetti, A. Cole, and G. Shiu, “The Persistence of Large Scale Structures I: Primordial non-Gaussianity,” [arXiv:2009.04819](#) [[astro-ph.CO](#)].
- [111] V. Desjacques, D. Jeong, and F. Schmidt, “Large-Scale Galaxy Bias,” *Phys. Rept.* **733** (2018) 1–193, [arXiv:1611.09787](#) [[astro-ph.CO](#)].
- [112] N. Kaiser, “On the spatial correlations of Abell clusters.,” *APJL* **284** (Sept., 1984) L9–L12.
- [113] A. S. Szalay, “Constraints on the Biasing of Density Fluctuations,” *APJ* **333** (Oct., 1988) 21.
- [114] J. N. Fry and E. Gaztanaga, “Biasing and Hierarchical Statistics in Large-Scale Structure,” *APJ* **413** (Aug., 1993) 447, [arXiv:astro-ph/9302009](#) [[astro-ph](#)].
- [115] P. Catelan, F. Lucchin, S. Matarrese, and C. Porciani, “The bias field of dark matter haloes,” *Mon. Not. R. Astron. Soc.* **297** no. 3, (July, 1998) 692–712, [arXiv:astro-ph/9708067](#) [[astro-ph](#)].
- [116] A. Dekel and O. Lahav, “Stochastic nonlinear galaxy biasing,” *Astrophys. J.* **520** (1999) 24–34, [arXiv:astro-ph/9806193](#) [[astro-ph](#)].
- [117] T. Matsubara, “Stochasticity of Bias and Nonlocality of Galaxy Formation: Linear Scales,” *APJ* **525** no. 2, (Nov., 1999) 543–553, [arXiv:astro-ph/9906029](#) [[astro-ph](#)].
- [118] V. Desjacques, M. Crocce, R. Scoccimarro, and R. K. Sheth, “Modeling scale-dependent bias on the baryonic acoustic scale with the statistics of peaks of Gaussian random fields,” *Phys. Rev.* **D82** (2010) 103529, [arXiv:1009.3449](#) [[astro-ph.CO](#)].
- [119] K. C. Chan, R. Scoccimarro, and R. K. Sheth, “Gravity and Large-Scale Non-local Bias,” *Phys. Rev. D* **85** (2012) 083509, [arXiv:1201.3614](#) [[astro-ph.CO](#)].
- [120] T. Baldauf, U. Seljak, V. Desjacques, and P. McDonald, “Evidence for Quadratic Tidal Tensor Bias from the Halo Bispectrum,” *Phys. Rev. D* **86** (2012) 083540, [arXiv:1201.4827](#) [[astro-ph.CO](#)].
- [121] P. McDonald, “Primordial non-Gaussianity: Large-scale structure signature in the perturbative bias model,” *Phys. Rev. D* **78** no. 12, (Dec., 2008) 123519, [arXiv:0806.1061](#) [[astro-ph](#)].
- [122] T. Giannantonio and C. Porciani, “Structure formation from non-Gaussian initial conditions: multivariate biasing, statistics, and comparison with N-body simulations,” *Phys. Rev.* **D81** (2010) 063530, [arXiv:0911.0017](#) [[astro-ph.CO](#)].
- [123] T. Baldauf, U. Seljak, and L. Senatore, “Primordial non-Gaussianity in the Bispectrum of the Halo Density Field,” *JCAP* **04** (2011) 006, [arXiv:1011.1513](#) [[astro-ph.CO](#)].
- [124] V. Assassi, D. Baumann, and F. Schmidt, “Galaxy Bias and Primordial Non-Gaussianity,” *JCAP* **1512** no. 12, (2015) 043, [arXiv:1510.03723](#) [[astro-ph.CO](#)].
- [125] W. H. Press and P. Schechter, “Formation of galaxies and clusters of galaxies by selfsimilar gravitational condensation,” *Astrophys. J.* **187** (1974) 425–438.
- [126] R. K. Sheth and G. Tormen, “Large scale bias and the peak background split,” *Mon. Not. Roy. Astron. Soc.* **308** (1999) 119, [arXiv:astro-ph/9901122](#).
- [127] S. Matarrese, L. Verde, and R. Jimenez, “The Abundance of high-redshift objects as a probe of non-Gaussian initial conditions,” *Astrophys. J.* **541** (2000) 10, [arXiv:astro-ph/0001366](#).

- [128] M. LoVerde, A. Miller, S. Shandera, and L. Verde, “Effects of Scale-Dependent Non-Gaussianity on Cosmological Structures,” *JCAP* **04** (2008) 014, [arXiv:0711.4126 \[astro-ph\]](#).
- [129] M. Maggiore and A. Riotto, “The Halo mass function from excursion set theory. III. Non-Gaussian fluctuations,” *Astrophys. J.* **717** (2010) 526–541, [arXiv:0903.1251 \[astro-ph.CO\]](#).
- [130] T. Y. Lam and R. K. Sheth, “Halo abundances in the f_{NL} model,” *Monthly Notices of the Royal Astronomical Society* **398** no. 4, (Oct, 2009) 2143–2151. <http://dx.doi.org/10.1111/j.1365-2966.2009.15264.x>.
- [131] F. Lucchin and S. Matarrese, “The Effect of nonGaussian statistics on the mass multiplicity of cosmic structures,” *Astrophys. J.* **330** (1988) 535–544.
- [132] S. Colafrancesco, F. Lucchin, and S. Matarrese, “The Mass function from local density maxima. Groups and clusters of galaxies,” *Astrophys. J.* **345** (1989) 3–11.
- [133] T. Matsubara, “Deriving an Accurate Formula of Scale-dependent Bias with Primordial Non-Gaussianity: An Application of the Integrated Perturbation Theory,” *Phys. Rev. D* **86** (2012) 063518, [arXiv:1206.0562 \[astro-ph.CO\]](#).
- [134] V. Desjacques, J.-O. Gong, and A. Riotto, “Non-Gaussian bias: insights from discrete density peaks,” *JCAP* **09** (2013) 006, [arXiv:1301.7437 \[astro-ph.CO\]](#).
- [135] T. Lazeyras, M. Musso, and V. Desjacques, “Lagrangian bias of generic large-scale structure tracers,” *Phys. Rev. D* **93** no. 6, (2016) 063007, [arXiv:1512.05283 \[astro-ph.CO\]](#).
- [136] F. Lucchin and S. Matarrese, “The effect of non-Gaussian statistics on the mass multiplicity of cosmic structures,” *Astrophys. J.* **330** (July, 1988) 535–544.
- [137] M. Lo Verde, A. Miller, S. Shandera, and L. Verde, “Effects of scale-dependent non-Gaussianity on cosmological structures,” *Journal of Cosmology and Astro-Particle Physics* **4** (Apr., 2008) 014, [arXiv:0711.4126](#).
- [138] M. Grossi, K. Dolag, E. Branchini, S. Matarrese, and L. Moscardini, “Evolution of Massive Haloes in non-Gaussian Scenarios,” *Mon. Not. Roy. Astron. Soc.* **382** (2007) 1261, [arXiv:0707.2516 \[astro-ph\]](#).
- [139] A. Taruya, K. Koyama, and T. Matsubara, “Signature of Primordial Non-Gaussianity on Matter Power Spectrum,” *Phys. Rev. D* **78** (2008) 123534, [arXiv:0808.4085 \[astro-ph\]](#).
- [140] S. Matarrese, L. Verde, and R. Jimenez, “The Abundance of High-Redshift Objects as a Probe of Non-Gaussian Initial Conditions,” *Astrophys. J.* **541** (Sept., 2000) 10–24, [arXiv:astro-ph/0001366](#).
- [141] N. Hamaus, U. Seljak, and V. Desjacques, “Optimal Constraints on Local Primordial Non-Gaussianity from the Two-Point Statistics of Large-Scale Structure,” *Phys. Rev. D* **84** (2011) 083509, [arXiv:1104.2321 \[astro-ph.CO\]](#).
- [142] N. Hamaus, U. Seljak, V. Desjacques, R. E. Smith, and T. Baldauf, “Minimizing the Stochasticity of Halos in Large-Scale Structure Surveys,” *Phys. Rev. D* **82** (2010) 043515, [arXiv:1004.5377 \[astro-ph.CO\]](#).
- [143] D. Ginzburg, V. Desjacques, and K. C. Chan, “Shot noise and biased tracers: a new look at the halo model,” *Phys. Rev. D* **96** no. 8, (2017) 083528, [arXiv:1706.08738 \[astro-ph.CO\]](#).
- [144] D. Wadekar and R. Scoccimarro, “The Galaxy Power Spectrum Multipoles Covariance in Perturbation Theory,” [arXiv:1910.02914 \[astro-ph.CO\]](#).
- [145] V. Yankelevich and C. Porciani, “Cosmological information in the redshift-space bispectrum,” *Mon. Not. Roy. Astron. Soc.* **483** no. 2, (2019) 2078–2099, [arXiv:1807.07076 \[astro-ph.CO\]](#).

- [146] A. Oddo *et al.*, “Joint Analysis of Halo Power Spectrum and Bispectrum,” *In Preparation*, [arXiv:2020.XXXX \[astro-ph.CO\]](#).
- [147] J. Zuntz, M. Paterno, E. Jennings, D. Rudd, A. Manzotti, S. Dodelson, S. Bridle, S. Sehrish, and J. Kowalkowski, “CosmoSIS: modular cosmological parameter estimation,” *Astron. Comput.* **12** (2015) 45–59, [arXiv:1409.3409 \[astro-ph.CO\]](#).
- [148] V. Springel, “The Cosmological simulation code GADGET-2,” *Mon. Not. Roy. Astron. Soc.* **364** (2005) 1105–1134, [arXiv:astro-ph/0505010 \[astro-ph\]](#).
- [149] J. Lesgourgues, “The Cosmic Linear Anisotropy Solving System (CLASS) I: Overview,” [arXiv:1104.2932 \[astro-ph.IM\]](#).
- [150] D. Blas, J. Lesgourgues, and T. Tram, “The Cosmic Linear Anisotropy Solving System (CLASS) II: Approximation schemes,” *JCAP* **1107** (2011) 034, [arXiv:1104.2933 \[astro-ph.CO\]](#).
- [151] M. Crocce, S. Pueblas, and R. Scoccimarro, “Transients from Initial Conditions in Cosmological Simulations,” *Mon. Not. Roy. Astron. Soc.* **373** (2006) 369–381, [arXiv:astro-ph/0606505 \[astro-ph\]](#).
- [152] P. S. Behroozi, R. H. Wechsler, and H.-Y. Wu, “The Rockstar Phase-Space Temporal Halo Finder and the Velocity Offsets of Cluster Cores,” *Astrophys. J.* **762** (2013) 109, [arXiv:1110.4372 \[astro-ph.CO\]](#).
- [153] E. Sefusatti, M. Crocce, R. Scoccimarro, and H. Couchman, “Accurate Estimators of Correlation Functions in Fourier Space,” *Mon. Not. Roy. Astron. Soc.* **460** no. 4, (2016) 3624–3636, [arXiv:1512.07295 \[astro-ph.CO\]](#).
- [154] R. Scoccimarro, S. Colombi, J. N. Fry, J. A. Frieman, E. Hivon, and A. Melott, “Nonlinear evolution of the bispectrum of cosmological perturbations,” *Astrophys. J.* **496** (1998) 586, [arXiv:astro-ph/9704075](#).
- [155] S. Saito, T. Baldauf, Z. Vlah, U. Seljak, T. Okumura, and P. McDonald, “Understanding higher-order nonlocal halo bias at large scales by combining the power spectrum with the bispectrum,” *Phys. Rev.* **D90** no. 12, (2014) 123522, [arXiv:1405.1447 \[astro-ph.CO\]](#).
- [156] C. Modi, E. Castorina, and U. Seljak, “Halo bias in Lagrangian Space: Estimators and theoretical predictions,” *Mon. Not. Roy. Astron. Soc.* **472** no. 4, (2017) 3959–3970, [arXiv:1612.01621 \[astro-ph.CO\]](#).
- [157] T. Lazeyras and F. Schmidt, “Beyond LIMD bias: a measurement of the complete set of third-order halo bias parameters,” *JCAP* **09** (2018) 008, [arXiv:1712.07531 \[astro-ph.CO\]](#).
- [158] T. Lazeyras, C. Wagner, T. Baldauf, and F. Schmidt, “Precision measurement of the local bias of dark matter halos,” *JCAP* **1602** no. 02, (2016) 018, [arXiv:1511.01096 \[astro-ph.CO\]](#).
- [159] P. Valageas, “Mass function and bias of dark matter halos for non-Gaussian initial conditions,” *Astron. Astrophys.* **514** (2010) A46, [arXiv:0906.1042 \[astro-ph.CO\]](#).
- [160] A. Barreira, G. Cabass, F. Schmidt, A. Pillepich, and D. Nelson, “Galaxy bias and primordial non-Gaussianity: insights from galaxy formation simulations with IllustrisTNG,” [arXiv:2006.09368 \[astro-ph.CO\]](#).
- [161] B. Audren, J. Lesgourgues, S. Bird, M. G. Haehnelt, and M. Viel, “Neutrino masses and cosmological parameters from a Euclid-like survey: Markov Chain Monte Carlo forecasts including theoretical errors,” *JCAP* **01** (2013) 026, [arXiv:1210.2194 \[astro-ph.CO\]](#).
- [162] T. Baldauf, M. Mirbabayi, M. Simonović, and M. Zaldarriaga, “LSS constraints with controlled theoretical uncertainties,” [arXiv:1602.00674 \[astro-ph.CO\]](#).
- [163] J. Byun, A. Eggemeier, D. Regan, D. Seery, and R. E. Smith, “Towards optimal cosmological parameter recovery from compressed bispectrum statistics,” *Mon. Not. Roy. Astron. Soc.* **471** no. 2, (2017) 1581–1618, [arXiv:1705.04392 \[astro-ph.CO\]](#).

- [164] N. Agarwal, V. Desjacques, D. Jeong, and F. Schmidt, “Information content in the redshift-space galaxy power spectrum and bispectrum,” [arXiv:2007.04340](#) [[astro-ph.CO](#)].
- [165] M. Grossi, L. Verde, C. Carbone, K. Dolag, E. Branchini, F. Iannuzzi, S. Matarrese, and L. Moscardini, “Large-scale non-Gaussian mass function and halo bias: tests on N-body simulations,” *Mon. Not. Roy. Astron. Soc.* **398** (2009) 321–332, [arXiv:0902.2013](#) [[astro-ph.CO](#)].
- [166] D. Ginzburg and V. Desjacques, “Shot noise in multitracer constraints on f_{NL} and relativistic projections: Power spectrum,” *Mon. Not. Roy. Astron. Soc.* **495** no. 1, (2020) 932–942, [arXiv:1911.11701](#) [[astro-ph.CO](#)].
- [167] F. Feroz, M. Hobson, and M. Bridges, “MultiNest: an efficient and robust Bayesian inference tool for cosmology and particle physics,” *Mon. Not. Roy. Astron. Soc.* **398** (2009) 1601–1614, [arXiv:0809.3437](#) [[astro-ph](#)].
- [168] R. Trotta, “Bayes in the sky: Bayesian inference and model selection in cosmology,” *Contemp. Phys.* **49** (2008) 71–104, [arXiv:0803.4089](#) [[astro-ph](#)].
- [169] P. Creminelli and M. Zaldarriaga, “Single field consistency relation for the 3-point function,” *JCAP* **0410** (2004) 006, [arXiv:astro-ph/0407059](#) [[astro-ph](#)].
- [170] J. M. Maldacena, “Non-Gaussian features of primordial fluctuations in single field inflationary models,” *JHEP* **05** (2003) 013, [arXiv:astro-ph/0210603](#) [[astro-ph](#)].
- [171] B. A. Reid, L. Verde, K. Dolag, S. Matarrese, and L. Moscardini, “Non-Gaussian halo assembly bias,” *JCAP* **07** (2010) 013, [arXiv:1004.1637](#) [[astro-ph.CO](#)].
- [172] A. Raccanelli, O. Dore, and N. Dalal, “Optimization of spectroscopic surveys for testing non-Gaussianity,” *JCAP* **08** (2015) 034, [arXiv:1409.1927](#) [[astro-ph.CO](#)].
- [173] R. de Putter and O. Doré, “Designing an Inflation Galaxy Survey: how to measure $\sigma(f_{\text{NL}}) \sim 1$ using scale-dependent galaxy bias,” *Phys. Rev. D* **95** no. 12, (2017) 123513, [arXiv:1412.3854](#) [[astro-ph.CO](#)].
- [174] A. Kehagias, A. M. Dizgah, J. Noreña, H. Perrier, and A. Riotto, “A Consistency Relation for the Observed Galaxy Bispectrum and the Local non-Gaussianity from Relativistic Corrections,” *JCAP* **1508** no. 08, (2015) 018, [arXiv:1503.04467](#) [[astro-ph.CO](#)].
- [175] E. Di Dio, H. Perrier, R. Durrer, G. Marozzi, A. Moradinezhad Dizgah, J. Noreña, and A. Riotto, “Non-Gaussianities due to Relativistic Corrections to the Observed Galaxy Bispectrum,” *JCAP* **03** (2017) 006, [arXiv:1611.03720](#) [[astro-ph.CO](#)].
- [176] O. Umeh, S. Jolicoeur, R. Maartens, and C. Clarkson, “A general relativistic signature in the galaxy bispectrum: the local effects of observing on the lightcone,” *JCAP* **03** (2017) 034, [arXiv:1610.03351](#) [[astro-ph.CO](#)].
- [177] L. Castiblanco, R. Gannouji, J. Noreña, and C. Stahl, “Relativistic cosmological large scale structures at one-loop,” *JCAP* **07** (2019) 030, [arXiv:1811.05452](#) [[astro-ph.CO](#)].
- [178] C. Carbone, O. Mena, and L. Verde, “Cosmological Parameters Degeneracies and Non-Gaussian Halo Bias,” *JCAP* **07** (2010) 020, [arXiv:1003.0456](#) [[astro-ph.CO](#)].
- [179] M. Crocce and R. Scoccimarro, “Memory of initial conditions in gravitational clustering,” *Phys. Rev. D* **73** (2006) 063520, [arXiv:astro-ph/0509419](#).
- [180] D. J. Eisenstein, H.-j. Seo, and M. J. White, “On the Robustness of the Acoustic Scale in the Low-Redshift Clustering of Matter,” *Astrophys. J.* **664** (2007) 660–674, [arXiv:astro-ph/0604361](#).
- [181] D. J. Eisenstein, H.-j. Seo, E. Sirko, and D. Spergel, “Improving Cosmological Distance Measurements by Reconstruction of the Baryon Acoustic Peak,” *Astrophys. J.* **664** (2007) 675–679, [arXiv:astro-ph/0604362](#).

- [182] S. Matarrese and M. Pietroni, “Baryonic Acoustic Oscillations via the Renormalization Group,” *Mod. Phys. Lett. A* **23** (2008) 25–32, [arXiv:astro-ph/0702653](#).
- [183] T. Baldauf, M. Mirbabayi, M. Simonović, and M. Zaldarriaga, “Equivalence Principle and the Baryon Acoustic Peak,” *Phys. Rev. D* **92** no. 4, (2015) 043514, [arXiv:1504.04366](#) [[astro-ph.CO](#)].
- [184] Z. Vlah, U. Seljak, M. Y. Chu, and Y. Feng, “Perturbation theory, effective field theory, and oscillations in the power spectrum,” *JCAP* **1603** no. 03, (2016) 057, [arXiv:1509.02120](#) [[astro-ph.CO](#)].
- [185] L. Senatore and G. Trevisan, “On the IR-Resummation in the EFTofLSS,” *JCAP* **05** (2018) 019, [arXiv:1710.02178](#) [[astro-ph.CO](#)].
- [186] M. Lewandowski and L. Senatore, “An analytic implementation of the IR-resummation for the BAO peak,” *JCAP* **03** (2020) 018, [arXiv:1810.11855](#) [[astro-ph.CO](#)].
- [187] D. Blas, M. Garny, M. M. Ivanov, and S. Sibiryakov, “Time-Sliced Perturbation Theory II: Baryon Acoustic Oscillations and Infrared Resummation,” *JCAP* **07** (2016) 028, [arXiv:1605.02149](#) [[astro-ph.CO](#)].
- [188] D. Baumann, A. Nicolis, L. Senatore, and M. Zaldarriaga, “Cosmological Non-Linearities as an Effective Fluid,” *JCAP* **07** (2012) 051, [arXiv:1004.2488](#) [[astro-ph.CO](#)].
- [189] J. Hamann, S. Hannestad, J. Lesgourgues, C. Rampf, and Y. Y. Y. Wong, “Cosmological parameters from large scale structure - geometric versus shape information,” *JCAP* **1007** (2010) 022, [arXiv:1003.3999](#) [[astro-ph.CO](#)].
- [190] D. Baumann, D. Green, and B. Wallisch, “Searching for light relics with large-scale structure,” *JCAP* **1808** no. 08, (2018) 029, [arXiv:1712.08067](#) [[astro-ph.CO](#)].
- [191] D. J. Eisenstein and W. Hu, “Baryonic features in the matter transfer function,” *Astrophys. J.* **496** (1998) 605, [arXiv:astro-ph/9709112](#) [[astro-ph](#)].
- [192] D. J. Eisenstein and W. Hu, “Power spectra for cold dark matter and its variants,” *Astrophys. J.* **511** (1997) 5, [arXiv:astro-ph/9710252](#) [[astro-ph](#)].
- [193] A. Kiakotou, O. Elgaroy, and O. Lahav, “Neutrino Mass, Dark Energy, and the Linear Growth Factor,” *Phys. Rev. D* **77** (2008) 063005, [arXiv:0709.0253](#) [[astro-ph](#)].
- [194] B. A. Reid *et al.*, “Cosmological Constraints from the Clustering of the Sloan Digital Sky Survey DR7 Luminous Red Galaxies,” *Mon. Not. Roy. Astron. Soc.* **404** (2010) 60–85, [arXiv:0907.1659](#) [[astro-ph.CO](#)].