



The Field Substellar Mass Function Based on the Full-sky 20 pc Census of 525 L, T, and Y Dwarfs

J. Davy Kirkpatrick¹ , Christopher R. Gelino¹, Jacqueline K. Faherty² , Aaron M. Meisner³ , Dan Caselden⁴ , Adam C. Schneider^{5,6} , Federico Marocco¹ , Alfred J. Cayago⁷, R. L. Smart⁸ , Peter R. Eisenhardt⁹, Marc J. Kuchner¹⁰ , Edward L. Wright¹¹ , Michael C. Cushing¹² , Katelyn N. Allers¹³ , Daniella C. Bardalez Gagliuffi² , Adam J. Burgasser¹⁴ , Jonathan Gagne^{15,16} , Sarah E. Logsdon³ , Emily C. Martin¹⁷ , James G. Ingalls¹⁸ , Patrick J. Lowrance¹⁸ , Ellianna S. Abrahams^{19,20} , Christian Aganze¹⁴, Roman Gerasimov¹⁴, Eileen C. Gonzales^{21,34} , Chih-Chun Hsu¹⁴ , Nikita Kamraj²² , Rocio Kiman^{23,24} , Jon Rees¹⁴, Christopher Theissen^{14,35} , Kareem Ammar²⁵, Nikolaj Stevnbak Andersen²⁶ , Paul Beaulieu²⁷, Guillaume Colin²⁷ , Charles A. Elachi²⁸, Samuel J. Goodman²⁷ , Léopold Gramaize²⁷ , Leslie K. Hamlet²⁷ , Justin Hong²⁹, Alexander Jonkeren²⁷, Mohammed Khalil^{30,31}, David W. Martin²⁷, William Pendrill²⁷, Benjamin Pumphrey³² , Austin Rothermich³³ , Arttu Sainio²⁷ , Andres Stenner²⁷, Christopher Tanner²⁷, Melina Thévenot²⁷ , Nikita V. Voloshin²⁷, Jim Walla²⁷, and Zbigniew Wędracki²⁷

The Backyard Worlds: Planet 9 Collaboration

¹ IPAC, Mail Code 100-22, Caltech, 1200 E. California Blvd., Pasadena, CA 91125, USA; davy@ipac.caltech.edu

² Department of Astrophysics, American Museum of Natural History, Central Park West at 79th Street, New York, NY 10034, USA

³ NSF's National Optical-Infrared Astronomy Research Laboratory, 950 N. Cherry Ave., Tucson, AZ 85719, USA

⁴ Gigamon Applied Threat Research, 619 Western Avenue, Suite 200, Seattle, WA 98104, USA

⁵ US Naval Observatory, Flagstaff Station, P.O.Box 1149, Flagstaff, AZ 86002, USA

⁶ Department of Physics and Astronomy, George Mason University, MS3F3, 4400 University Drive, Fairfax, VA 22030, USA

⁷ Department of Statistics, University of California Riverside, 900 University Avenue, Riverside, CA 92521, USA

⁸ Istituto Nazionale di Astrofisica, Osservatorio Astrofisico di Torino, Strada Osservatorio 20, I-10025 Pino Torinese, Italy

⁹ Jet Propulsion Laboratory, California Institute of Technology, MS 169-237, 4800 Oak Grove Drive, Pasadena, CA 91109, USA

¹⁰ NASA Goddard Space Flight Center, Exoplanets and Stellar Astrophysics Laboratory, Code 667, Greenbelt, MD 20771, USA

¹¹ Department of Physics and Astronomy, University of California Los Angeles, 430 Portola Plaza, Box 951547, Los Angeles, CA, 90095-1547, USA

¹² The University of Toledo, 2801 West Bancroft Street, Mailstop 111, Toledo, OH 43606, USA

¹³ Department of Physics and Astronomy, Bucknell University, Lewisburg, PA 17837, USA

¹⁴ Center for Astrophysics and Space Science, University of California San Diego, La Jolla, CA 92093, USA

¹⁵ Institute for Research on Exoplanets, Université de Montréal, Département de Physique, C.P. 6128 Succ. Centre-ville, Montréal, QC H3C 3J7, Canada

¹⁶ Planétarium Rio Tinto Alcan, Espace pour la vie, 4801 avenue Pierre-de Coubertin, Montréal, QC H1V 3V4, Canada

¹⁷ Department of Astronomy & Astrophysics, University of California Santa Cruz, 1156 High Street, Santa Cruz, CA 95064, USA

¹⁸ IPAC, Mail Code 314-6, Caltech, 1200 E. California Blvd., Pasadena, CA 91125, USA

¹⁹ Department of Astronomy, University of California, Berkeley, CA 94720-3411, USA

²⁰ Department of Statistics, University of California, Berkeley, CA 94720-3411, USA

²¹ Department of Astronomy and Carl Sagan Institute, Cornell University, 122 Sciences Drive, Ithaca, NY 14853, USA

²² Cahill Center for Astronomy and Astrophysics, California Institute of Technology, Pasadena, CA 91125, USA

²³ Department of Astrophysics, American Museum of Natural History, Central Park West at 79th St., New York, NY 10024, USA

²⁴ Department of Physics, Graduate Center, City University of New York, 365 5th Ave., New York, NY 10016, USA

²⁵ Polytechnic School, 1030 E. California Blvd., Pasadena, CA 91106, USA

²⁶ Sygehus Lillebalt, Department of Cardiology, Kolding, Denmark

²⁷ Backyard Worlds: Planet 9, USA

²⁸ St. Francis High School, 200 Foothill Blvd., La Cañada Flintridge, CA 91011, USA

²⁹ Pasadena High School, 2925 E. Sierra Madre Blvd., Pasadena, CA 91107, USA

³⁰ International College, P.O. Box 113-5373 Hamra, Bliss Street, Beirut, Lebanon

³¹ Stanford University, 450 Serra Mall, Stanford, CA 94305, USA

³² Augusta Psychological Associates, Suite A1, Fishersville, VA 22939, USA

³³ Physics Department, University of Central Florida, 4000 Central Florida Boulevard, Orlando, FL 32816, USA

Received 2020 October 11; revised 2020 November 12; accepted 2020 November 22; published 2021 February 23

Abstract

We present final Spitzer trigonometric parallaxes for 361 L, T, and Y dwarfs. We combine these with prior studies to build a list of 525 known L, T, and Y dwarfs within 20 pc of the Sun, 38 of which are presented here for the first time. Using published photometry and spectroscopy as well as our own follow-up, we present an array of color–magnitude and color–color diagrams to further characterize census members, and we provide polynomial fits to the bulk trends. Using these characterizations, we assign each object a T_{eff} value and judge sample completeness over bins of T_{eff} and spectral type. Except for types $\geq T8$ and $T_{\text{eff}} < 600$ K, our census is statistically complete to the 20 pc limit. We compare our measured space densities to simulated density distributions and find that the best fit is a power law ($dN/dM \propto M^{-\alpha}$) with $\alpha = 0.6 \pm 0.1$. We find that the evolutionary models of Saumon & Marley correctly predict the observed magnitude of the space density spike seen at $1200 \text{ K} < T_{\text{eff}} < 1350 \text{ K}$, believed to be caused by an increase in the cooling timescale across the L/T transition. Defining the low-mass terminus using this sample requires a more statistically robust and complete sample of dwarfs $\geq Y0.5$ and with $T_{\text{eff}} < 400$ K. We

³⁴ 51 Pegasi b Fellow.

³⁵ NASA Sagan Fellow.

conclude that such frigid objects must exist in substantial numbers, despite the fact that few have so far been identified, and we discuss possible reasons why they have largely eluded detection.

Unified Astronomy Thesaurus concepts: [Stellar mass functions \(1612\)](#); [Trigonometric parallax \(1713\)](#); [Brown dwarfs \(185\)](#); [Solar neighborhood \(1509\)](#); [Absolute magnitude \(10\)](#); [Stellar effective temperatures \(1597\)](#); [L dwarfs \(894\)](#); [T dwarfs \(1679\)](#); [Y dwarfs \(1827\)](#); [Stellar classification \(1589\)](#); [Binary stars \(154\)](#); [Two-color diagrams \(1724\)](#)

Supporting material: figure set, machine-readable tables

1. Introduction

We now find ourselves at a moment in history where selecting parallax-based censuses of nearby objects from the hottest O stars to the coldest Y dwarfs is almost a reality. With the release of Gaia Data Release 2 (DR2; Gaia Collaboration et al. 2018) and Data Release 3 (scheduled for the first half of 2022), the astronomical community can begin extracting complete, volume-limited samples out to distances that provide exquisite statistics on the distribution of stellar types. As a result of operating at wavelengths $<1\ \mu\text{m}$ and selecting a conservative detection threshold, Gaia provides complete astrometry only for L5 dwarfs out to ~ 24 pc (Smart et al. 2017). Extending this census to colder types, though, is more easily accomplished by ground-based or space-based astrometric monitoring at longer wavelengths, where late-L, T, and Y dwarfs are brightest. A complete, volume-limited census across all stellar and substellar types is extremely useful in a variety of investigations, including: (1) analysis of the mass function, (2) determining the frequency of binaries across all types, (3) providing a catalog of host stars around which the nearest habitable planets to our own solar system can be searched, and (4) establishing correlations among colors, absolute magnitudes, spectral types, effective temperatures, etc., that can be applied to other samples whose parallaxes are unknown or not so easily measured.

In this paper, we provide the cold dwarf complement to the complete, nearby samples being extracted from Gaia. Our contribution is twofold. One, we present analysis of a flurry of new discoveries by the Backyard Worlds: Planet 9 (hereafter, “Backyard Worlds”) and CatWISE teams that in the last several months have helped to identify even more previously hidden members of the 20 pc census. Two, we present a set of 361 parallaxes measured by the Spitzer Space Telescope (hereafter, Spitzer) that, when combined with astrometric monitoring of other objects by the astronomical community, establishes a complete, full-sky, volume-limited census of L, T, and Y dwarfs out to 20 pc. We use this census to establish the shape and functional form of the mass function in the substellar regime.

This paper is organized as follows. In Section 2, we provide motivation for studying the mass function and describe what can be learned from the results. In Section 3, we build the seed list of targets for the 20 pc L, T, and Y census and describe how this parallels historical efforts to catalog nearby stars of types M and earlier. In Section 4, we discuss our Spitzer data acquisition and the subsequent astrometric reductions, and we compare our results to other published parallaxes for objects with independent measurements. In Section 5, we discuss photometric and spectroscopic follow-up in support of the 20 pc seed list. In Section 6, we construct the final 20 pc census. In Section 7, we examine outliers on various color–color and color–magnitude diagrams in order to more carefully

characterize objects in the census. In Section 8, we assign values of T_{eff} to each object, then calculate space densities as a function of T_{eff} , once we have determined completeness limits and completeness corrections. In Section 9, we provide the best fits of these measured space densities to predictions. These predictions simulate space densities for various forms of the mass function passed through two different sets of evolutionary models. We also discuss the value of the low-mass cutoff and ponder why so few brown dwarfs with $T_{\text{eff}} < 400$ K have been uncovered to date. We conclude with future avenues of exploration in Section 10.

2. Why Explore the Mass Function?

What does an analysis of the mass function tell us? The astronomical literature is replete with arguments about the functional form of the overall mass function, but what knowledge do we gain from its determination?

The two main, competing forms for the stellar mass function are the power law and the log-normal. At a fundamental level, a power law would inform us that the physical process is scale-free, meaning that the mass of the natal cloud has no bearing on the final stellar mass distribution, only on the total number of objects formed. That is, the relative distribution of masses formed from a small cloud will be the same as that from a much more massive cloud. A power-law functional form would therefore imply a single physical process reigning over all of star production. If a universal power law is the correct form, then averaging results over many different star formation sites—as we do when looking at an older, well-mixed, volume-limited sample near the Sun—should still result in a mass distribution with a power-law form.

Even if a power-law form describes the observed data, it is common in nature to find that it applies only above some minimum value. For example, in investigations such as the peak intensity of solar flares or the magnitudes of earthquakes, a power law fits the data well only if a minimum value is imposed (Clauset et al. 2009). To employ a *reductio ad absurdum* of our own, there must be a minimum value for the cutoff mass of star formation because nature cannot create a star containing only one atom.

The log-normal form, on the other hand, is the result expected when there are many processes that contribute multiplicatively to the result. (Contrast this with a normal distribution, which is the result of processes that contribute additively.) As Kapteyn (1903) elegantly argued, even if some physical processes, like the swelling in diameter of a growing blueberry (or a stellar embryo), appear to be normally distributed—i.e., a symmetric distribution centered on some mean value—other quantities, such as the growing *volumes* of those blueberries (or stars), would necessarily have skewed distributions. He argued that skewed forms are, in fact, favored over symmetrical ones. Many of nature’s skewed distributions are well-characterized by a log-normal form (Limpert

et al. 2001), again implying that several independent processes are working together to produce the final outcome (Miller & Scalo 1979).

If a single functional form fails to describe the observed distribution over the entire mass range from O stars to Y dwarfs—and it is well-known that there is a break in the shape of the mass function below $1 M_{\odot}$ (see Figure 2 of Bastian et al. (2010), who give an overview of the stellar initial mass function)—then the inflection in the shape of the mass function roughly corresponds to the mass at which a new set of physical processes is becoming dominant. In fact, the mass function may have several inflection points, indicating that separate sets dominate in different mass regimes.

Even with solid knowledge of the mass function’s shape across the entire mass spectrum of interest—in our case, over the entirety of the brown dwarf masses—divining the physical causes responsible for that shape will be difficult. Nonetheless, knowing the shape enables a semi-empirical determination of the low-mass cutoff and allows us to build simulations that better reflect true space densities across all spectral types.

3. Building the Target List

Since the 1988 discovery of GD 165B (Becklin & Zuckerman 1988), large swaths of the astronomical community have contributed to uncovering hidden L, T, and Y dwarfs in the immediate solar vicinity. New members of the 20 pc census have been announced not only by brown dwarf researchers specifically looking for examples (e.g., Kendall et al. 2004) but also by researchers in unassociated fields who have serendipitously found others (e.g., Hall 2002; Thorstensen & Kirkpatrick 2003). New additions to the sample have been published as single-object papers (e.g., Ruiz et al. 1997; Folkes et al. 2007); as part of large photometric (e.g., Delfosse et al. 1997; Lucas et al. 2010), spectroscopic (e.g., Schmidt et al. 2010), proper motion (e.g., Smith et al. 2014; Meisner et al. 2020a, 2020b), or parallax surveys (e.g., from Gaia: Reyl   2018; Scholz 2020); or as the result of dedicated searches for companions around higher mass stars (e.g., Freed et al. 2003; Thalmann et al. 2009) or around other brown dwarfs (e.g., Volk et al. 2003; Gelino et al. 2011). Construction of the census of the closest L, T, and Y dwarfs has been the effort of many dozens of lead authors presenting results in hundreds of publications.

3.1. A Nearby Census in Its Historical Context

Compiling these results into a volume-limited data set is a difficult task. To place this in historical context, consider that the first parallax—that of the 3.5 pc distant 61 Cygni AB—was obtained in 1838 by Bessel (1838). Few stars were bright enough and near enough to the Sun to have accurate astrometry measured, but there was enough information seven decades later for Hertzsprung (1907) to compile what may have been the first list of nearby stars (see Batten 1998). It was not until 1913–1914 that the first M dwarfs with both a parallax and a measured spectral type were published—Groombridge 34 (Adams 1913) and Lalande 21185 (Adams & Kohlsch  ter 1914). This prompted Hertzsprung (1922) to update his previous paper, the new list having just under 30 stars confirmed to lie within 5 pc of the Sun. Just four years later, nearly 100 nearby M dwarfs had been identified (Adams et al. 1926). Occasional updates on the 5.2 pc sample were made for years thereafter by van de Kamp (1930, 1940, 1945,

1953, 1955, 1969, 1971), the last update containing a total of 60 stars, including the Sun. Kuiper (1942) published a larger list, pushing out to 10.5 pc, that contained 254 individual objects. In more recent times, similar lists have appeared, such as the online list³⁶ of the top 100 closest systems—which, as of the last update in 2012, extends to a radius of 6.95 pc from the Sun—by the Research Consortium On Nearby Stars (RECONS) team, or the 8 pc census presented by Kirkpatrick et al. (2012) that contained 243 individual objects.

The above lists, however, have inadequate statistics with which to perform any meaningful analysis of the mass function. Other lists, covering a more substantial volume, are clearly needed for this work, and such compilations were amassed in the latter half of the twentieth century. The 20 pc catalog of Gliese (1957) contained 1097 individual objects, and a second catalog was produced over a decade later (Gliese 1969) to update that number to 1890. A supplement to the second catalog was published by Gliese & Jahre   (1979) and listed an additional 462 objects. A third catalog, produced on CD-ROM (Gliese & Jahre   1991) but never published in a refereed journal, contained over 3800 entries within 25 pc. A fourth catalog, promised around 1999,³⁷ never materialized. These catalogs have now been superseded by Gaia.

The list of nearby L, T, and Y dwarfs, on the other hand, has not been superseded, because Gaia can acquire accurate astrometry for L5 dwarfs out to only ~ 24 pc, T0 dwarfs to only ~ 12 pc, T5 dwarfs to only ~ 10 pc, and T9 dwarfs to only ~ 2 pc (Smart et al. 2017). As argued in Kirkpatrick et al. (2019a), a 20 pc census provides adequate statistics for determining the mass function in the L, T, and Y dwarf regime, and 20 pc is also the maximum distance³⁸ at which a census of Y0 dwarfs can be constructed, given the sensitivity limits of Wide-field Infrared Survey Explorer (WISE; Wright et al. 2010) data. Best et al. (2020) have argued for a partial-sky 25 pc census for low-mass mass function studies; however, their desire to perform astrometric follow-up from the United Kingdom Infrared Telescope (UKIRT) restricts them to $-30^{\circ} < \delta < +60^{\circ}$, so their increase in volume over a full-sky 20 pc census is only $\sim 33\%$.

In order to construct a census of nearby, low-mass dwarfs, we began constructing an archive in 2003 (Kirkpatrick 2003) to amass published discoveries of all L and T dwarfs along with their near-infrared photometry and spectral types. At the time the catalog was begun, the list of L and T dwarfs contained 277 objects. Shortly thereafter, the list had grown into a publicly available online database³⁹ listing 470 L and T dwarfs (Gelino et al. 2004). By 2009, this number had grown to over 650 L and T dwarfs (Gelino et al. 2009), and by late 2012, which was the last online update, the list had grown to 1281 L, T, and Y dwarfs. Other researchers provided their own post-2012 updates; the Mace (2014) list had 1565 entries and the List of UltraCool Dwarfs⁴⁰ had 1773, although neither of those has been updated in the last 5+ years. One of the authors of this work (C. R. G.) maintains an in-house spreadsheet that captures new discoveries from the literature,

³⁶ See <http://www.recons.org/TOP100.posted.htm>.

³⁷ See <https://wwwadd.zah.uni-heidelberg.de/datenbanken/aricns/cnsprint.htm>.

³⁸ Kuiper (1942) also advocated for a 20 pc census, albeit to provide adequate statistics at earlier types at a time when the sheer number of nearby M dwarfs was just becoming evident.

³⁹ See <http://dwarfarchives.org>.

⁴⁰ See <https://jgagneastro.com/list-of-ultracool-dwarfs/>.

and at its last update in 2019 October, it contained 2513 L, T, and Y dwarfs.

3.2. Building a List of Probable 20 pc L, T, and Y Dwarfs

The efforts above provided the cornerstones for the building of a volume-limited census needed for this paper. For each of the known L, T, and Y dwarfs, the object’s spectral type and magnitudes in the WISE W2 band and in the H band, the latter of which is invariant between the 2MASS and MKO filter systems (see Kirkpatrick et al. 2019a), were tabulated. Using the color/spectral type to absolute magnitude relations presented in Kirkpatrick et al. (2012) and Looper et al. (2008a), we calculated spectrophotometric distance estimates and retained all objects having $d < 23$ pc. Separately, we combed the literature in search of published trigonometric parallaxes for each of the known L, T, and Y dwarfs, many of which were already compiled in the C. R. G. spreadsheet noted above. Objects with trigonometric parallaxes measured to better than 10% accuracy and falling within 20 pc were kept in our official nearby census, and those lacking a parallax with 10% accuracy or lacking astrometric follow-up entirely but having distance estimates within 23 pc were retained for further astrometric monitoring with Spitzer. This limit was chosen to account for margin of error in the distance estimates, the expectation being that most objects truly within 20 pc would have estimates placing them within 23 pc.

In Kirkpatrick et al. (2019a), we used the Infrared Array Camera (IRAC; Fazio et al. 2004) to measure preliminary trigonometric parallaxes for those objects having spectral types of T6 and later. These results were based on data from Spitzer programs 70062, 80109, 90007, 11059, and the first year’s data from 13012 (all with Kirkpatrick as PI). This left a gap in the L and T dwarf sequence between T6 and the latest type for which Gaia has complete coverage (\sim L5). The aim of Spitzer program 14000 (Kirkpatrick, PI) was to astrometrically monitor those objects in the gap that lacked published parallaxes of high quality but were believed to fall within 23 pc. An extension to provide additional data points for these objects at the end of the Spitzer mission was further approved as program 14326 (Kirkpatrick, PI).

Meanwhile, old WISE data and newer Near-Earth Object WISE (NEOWISE; Mainzer et al. 2014) data were being continually processed, searched, reprocessed, and searched again in hopes of uncovering new objects at the coldest types, since Kirkpatrick et al. (2019a) found that the targets in that paper were not complete to 20 pc for any of the late-T or Y dwarf types. Specifically, their measured completeness limits ranged from 19 pc at T6 to only 8 pc at Y0. Both the Backyard Worlds (Kuchner et al. 2017) and CatWISE (Eisenhardt et al. 2020) teams were continuing to identify new candidate late-T and Y dwarfs from WISE data as Spitzer hurtled toward its assigned decommissioning date in 2020 late-January. As chronicled in Meisner et al. (2020a, 2020b), candidates lacking extant Spitzer photometry were added to Spitzer photometric programs 14034 (Meisner, PI), 14076 (Faherty, PI), and 14299 (Faherty, PI). As these new IRAC data became available, we used the new Spitzer photometry to predict a distance to each candidate using the M_{ch2} versus $\text{ch1} - \text{ch2}$ color⁴¹ relation of Kirkpatrick et al. (2019a). Such objects with spectrophotometric distance estimates < 23 pc were the subject of yet another Spitzer astrometric follow-up program (14224; Kirkpatrick, PI).

Not all of the late-type candidates were included in programs 14034, 14076, or 14299, however, either because $\text{ch1} - \text{ch2}$ data already existed in the Spitzer Heritage Archive, mainly from our own, earlier programs (70062, 80109, or 11059), or because their discoveries occurred after the end of the Spitzer mission. These objects, which were selected by the community scientists of Backyard Worlds, team members of CatWISE, or both, were uncovered via the same selection criteria discussed in Meisner et al. (2020a, 2020b) and are listed in Table 1. Also included in this table are additional late-T and Y dwarf candidates, observed as part of Spitzer photometric program 14329 (Marocco, PI), that were discovered as part of the CatWISE2020 effort (Marocco et al. 2020b) and have not previously been published.

Sometime after Spitzer program 14224 was selected for 246.5 hr of data collection, we were informed that, for unforeseen logistical reasons at the Spitzer Science Center, the originally planned 2019 April 15 start date of our observations would have to be moved to 2019 June 16 and that our allotted time would be halved. This had two ramifications for the intended science: (1) In order to get enough astrometric data points for a meaningful parallactic solution, we had to remove many of the original targets in the program, and (2) the later start date meant that we would only be able to obtain observations at one additional epoch for those targets with a visibility window that closed between April 15 and June 16, which was roughly one-third of the targets. As a result, we dropped most of the objects in our program with spectrophotometric distance estimates between 20 and 23 pc, along with some of those with the earliest types (around T6). We were also forced to rely more heavily on outside astrometry because our Spitzer data would now cover an insufficient time baseline to disentangle the effects of parallax and proper motion. More discussion of this can be found in Section 4.

Table 2 lists all 361 targets that were eventually observed in one of our Spitzer parallax programs. In total, 98.7% of the Astronomical Observation Requests⁴² (AORs) in the table were from programs proposed by various WISE, CatWISE, and Backyard Worlds team members. We used the Spitzer Heritage Archive to supplement our 5041 AORs with another 66 from other researchers, which primarily enabled us to extend the time baseline of the Spitzer data set. Table 3 lists the individual Spitzer programs whose data were used. Of these 66 supplementary observations, fifteen were taken during the original Spitzer cryogenic mission and were reduced using software applicable to that mission phase, as described in more detail in Section 4.

4. Astrometric Data Acquisition and Reduction

The reduction of the Spitzer astrometry used the same methodology as that outlined in Section 5.2 of Kirkpatrick et al. (2019a), with the following exceptions. First, the list of possible re-registration stars was paired not against Gaia Data Release 1 (DR1) but instead with the newer Gaia DR2, as the latter contains five-parameter (α_0 , δ_0 , ϖ_{abs} , μ_α , and μ_δ) solutions for $\sim 70\%$ of cataloged objects. Second, we used these full astrometric solutions to predict the per-epoch positions of each re-registration star at the observation date of each AOR, thereby enabling us to measure absolute

⁴¹ For brevity, we refer to IRAC’s two short-wavelength bands as ch1 for the 3.6 μm band and as ch2 for the 4.5 μm band.

⁴² An AOR is the fundamental scheduling unit for Spitzer and consists of a fully defined set of observing parameters.

Table 1
New L, T, and Y Dwarf Candidates

Object (1)	Note ^a (2)	Discoverer Code (3)
CWISE J002727.44–012101.7	astrom	C, F, J, N, Q, R, S, W
CWISE J004143.77–401929.9	astrom	C, D, F, G, H, J, K, Q, R
CWISE J004311.24–382225.0	astrom	F, G, J, K, R, V
CWISE J011558.74–461620.8	...	A, F, G, J, K, Q
CWISE J011931.78–493750.4	...	F, G, J, K, W
CWISE J011952.82–450231.2	...	A, D, K, N
CWISE J014308.73–703359.1	...	B, F, G, J, K, Q
CWISE J014837.51–104805.6	astrom	F, G, K, N
CWISE J015042.24–462155.3	...	F, G, I, J, K, N, Q
CWISE J015349.89+613746.3	new	V
CWISE J021705.51+075849.9	new	A, D
CWISE J031021.61–573355.6	...	C, G, J, K, M, Q
CWISE J034146.12+471530.5	new	G, V
CWISE J041102.41+471422.6	new	A, D, N, R, W
CWISE J042335.38–401929.5 ^b	astrom	J
CWISE J044214.20–385515.7 ^b	astrom	J
CWISE J051427.35+200447.7	new	D, G, S
CWISE J054025.89–180240.3	astrom	C
CWISE J060149.45+141955.2	new	G
CWISE J060251.35–403534.4	...	C, J, K
CWISE J061348.70+480820.5	astrom	A, G
CWISE J061741.79+194512.8	new	G, Z
CWISE J062050.79–300620.8	new	C, G, V
CWISE J062725.28–373033.1	...	A, C, G
CWISE J063018.23–371734.3	...	A, G, J, N, Q
CWISE J063031.50–600221.0	...	A, C, G, J, K
CWISE J063558.52–322549.4	color	D, F, S, V
CWISE J063649.77–542429.2	new	G, V
CWISE J064128.15–312359.3	...	J, K, Q
CWISE J064223.54+042342.2	astrom	D, Z
CWISE J064749.87–160022.7	...	D, G, P, N
CWISE J074956.20–682722.4	...	B, F, G, J, K
CWISE J075648.34–600130.9	...	A, G, J, K
CWISE J075831.11+571153.9	...	F, G, J, K, N, Q, S, X, Z
CWISE J080436.67–000028.6	...	A, D
CWISE J080556.14+515330.4	...	D, G, L, S, V
CWISE J081606.70+482822.9	...	B, D, S
CWISE J084506.51–330532.7	new	G, D, S
CWISE J085401.22–502028.1	...	A, E, F, G, J, K
CWISE J091105.02+214645.1	astrom	C, D, F, J, K, S, T
CWISE J091735.38–634451.2	new	A
CWISE J092503.20–472013.8	new	L, S
CWISE J093823.15–841114.4	color	D, F, L, S
CWISE J094925.88–102601.9	...	A, D, F, J, N, Q
CWISE J095316.32–094318.9	...	A, F, J, K, Q
CWISE J105512.11+544328.3	astrom	D, G, J
CWISE J110201.76+350334.7	new	A, J, N, S, V
CWISE J112106.36–623221.5	new	L, S
CWISE J113019.19–115811.3	astrom	B, D, F, J, K
CWISE J113717.27–532007.9	astrom	A, F, G, J, K
CWISE J113833.47+721207.8	astrom	F, G, J, K, Q
CWISE J114120.42–211024.5	astrom	A, C, F, G, J, S, V
CWISE J115229.37–374157.8	...	A, D, G, J
CWISE J120502.74–180215.5	astrom	D, G, J, K, Y
CWISE J121557.87+270154.2	...	F, G, J, K, Q, S
CWISE J123228.86+225714.5	...	C, D, N, Z
CWISE J130841.31–032157.7	new	G, L, V
CWISE J131548.23–493645.4	new	C, S
CWISE J141127.70–481153.4	astrom	A, J
CWISE J153143.38–330657.3	new	G, S, V
CWISE J153347.50+175306.7	astrom	G, J, K, N
CWISE J163041.79–064338.3	new	A, D, G, U
CWISE J165013.37+565257.0	new	A, G, S, V
CWISE J170127.12+415805.3	astrom	C, D, F, G, J, N, P, Q, V, Z

Table 1
(Continued)

Object (1)	Note ^a (2)	Discoverer Code (3)
CWISE J172617.09–484424.9	new	A, E
CWISE J174907.16+554050.3	color	A, F, Z
CWISE J175517.35+250147.3	...	F, G, J, K, L, N, Q
CWISE J175628.97+505328.5	color	F
CWISE J175800.46+555322.7	color	F, S
CWISE J182755.05+564507.8	new	G, Q
CWISE J183207.94–540943.3	astrom	C, Y
CWISE J185104.34–245232.1	new	G, S
CWISE J192537.88+290159.0	color	E, F, S
CWISE J192636.29–342955.7	astrom	A, B, K, J, M, Q
CWISE J193823.28+663602.7	...	J, S, Z
CWISE J193824.10+350025.0	color	F, L, S
CWISE J194201.42+534830.5	color	F, L, S
CWISE J195228.45–730049.4	new	B, D, G, Q
CWISE J200121.21–413606.8	...	A, B, C, F, J, Q, T
CWISE J201221.32+701740.2	astrom	D, J, L
CWISE J201342.27–032643.7	new	B, F, G, J, K
CWISE J203859.15–570110.3	color	F
CWISE J205701.64–170407.3	astrom	J, N, S, V
CWISE J234426.81–475502.6	...	G
CWISE J235448.04–814044.6	...	G, J, K, N

Notes. Reference code for discoverer: A = Andersen, B = Beaulieu, C = Colin, D = Caselden, E = Stenner, F = Marocco, G = Goodman, H = Hamlet, I = Voloshin, J = Kirkpatrick, K = Khalil, L = Gramaize, M = D. Martin, N = Ammar, P = Pendrill, Q = Hong, R = Rothermich, S = Sainio, T = Tanner, U = Hinckley, V = Thévenot, W = Walla, X = Jonkeren, Y = Pumphrey, Z = Wędracki. Discoveries in this table were scrutinized using the online WiseView tool (Caselden et al. 2018).

^a Codes for Note: “astrom” = Object was observed as part of our Spitzer astrometric monitoring program; “color” = Object was observed as part of Spitzer photometry program 14329 (Marocco, PD); “...” = Object was ultimately dropped from Spitzer follow-up after the time awarded for program 14224 was cut in half; “new” = Object was discovered after final Spitzer target lists were selected.

^b Astrometric follow-up of this object by Spitzer shows it to be a background source. See Section 6.

(This table is available in machine-readable form.)

parallaxes and proper motions of the Spitzer targets directly.⁴³ Third, to assure that we had a sufficient number of five-parameter Gaia DR2 re-registration stars per frame, we set the signal-to-noise ratio (S/N) requirement to $S/N \geq 30$ per frame;⁴⁴ in Kirkpatrick et al. (2019a), we used $S/N \geq 30$ only when the field for that target was starved of $S/N \geq 100$ background stars. As stated in that paper, however, the inclusion of re-registration stars with $30 < S/N < 100$ does not generally degrade the χ^2 values of the final parallax and proper motion solution compared to solutions using $S/N \geq 100$ stars only. Fourth, one small modification to the astrometric solution was included for these new reductions. In Kirkpatrick et al. (2019a), the mean epoch for all solutions was set to 2014.0 because the time span for each of the objects was similar. The time coverage of the new data set, however, varies greatly from object to object (see Table 2), so we have

⁴³ For the 25 targets having full five-parameter solutions themselves in Gaia DR2, special care was taken to remove the target from the list of re-registration stars.

⁴⁴ Source crowding in a few Galactic Plane fields, such as that for WISE 2000 +3629, forced us to impose higher S/N cuts.

Table 2
Objects on the IRAC ch2 Spitzer Parallax Programs

Object Name ^a (1)	First Obs. Date (UT) (2)	Last Obs. Date (UT) (3)	Baseline ^b (yr) (4)	Program # (and # of Epochs) with ch2 Coverage (5)
WISE 0005+3737	2012 Sep 6	2018 May 02	5.7	80109(1), 90007(12), 13012(12)
WISE 0015–4615	2010 Dec 17	2018 Oct 4	7.8	70062(2), 90007(12), 13012(12)
CWISE 0027–0121	2015 Feb 25	2019 Nov 26	4.8	10135(1), 11059(1), 14224(6)
WISE 0031+5749	2018 Nov 18	2020 Jan 15	1.2	14000(9), 14326(2)
PSO 0031+3335	2018 Nov 5	2019 Nov 25	1.1	14000(9)
WISE 0032–4946	2012 Jul 28	2018 Sep 23	6.2	80109(1), 90007(12), 13012(12)
2MASS 0034+0523	2012 Feb 15	2018 Apr 23	6.2	80109(2), 90007(12), 13012(12)
WISE 0038+2758	2012 Mar 22	2018 May 5	6.1	80109(2), 90007(14), 13012(12)

Notes.

^a Full object designations can be found in Table A1.

^b The units are Earth-based years. To translate into the number of Spitzer orbits of the Sun, multiply these values by ~ 0.98 .

(This table is available in its entirety in machine-readable form.)

chosen to compute and report the mean epoch of each object separately.

For those AORs in Table 3 that came from the cryogenic portion⁴⁵ of the Spitzer mission, we modified our reductions slightly. During the single-frame reduction step detailed in Section 5.2.2 of Kirkpatrick et al. (2019a), we ran the MOPEX/APEX software so that the Point Response Function (PRF) fitting made use of the PRF maps measured for cryogenic data. All data from the warm mission were, as before, reduced using PRF maps applicable to the warm phase.

As stated in Section 3.2, some of our Spitzer astrometry from Cycle 14 lacked a sufficient time baseline with which to disentangle proper motion and parallax, so we supplemented the Spitzer data with positions derived from the unWISE (Lang 2014) “time-resolved” coadds of Meisner et al. (2018a, 2018b). The methodology is the same as that described in Section 8.3 of Meisner et al. (2020a), which measures the positions of our sources on the time-resolved unWISE coadds whose astrometry has been re-registered to the Gaia DR2 reference frame. The unWISE measurements used here are the NEO5 version of the time-resolved coadds, covering early 2010 through late 2018. For this current work, however, the coadds were produced on an epochal basis; that is, because we needed a clearly defined time stamp, positions were not combined across differing time-resolved sets (usually spaced by six months), as was done in Meisner et al. (2020a) to increase the S/N of the final detection.

Because our planned observations between 2019 April 15 and June 16 never materialized (see Section 3.2), 13 of our 361 sources had Spitzer observations sampling only one side of the parallactic ellipse—and thus only a proper motion measurement was possible. The same fitting procedure as outlined above was used for these cases, except that the parallax term was set to zero.

For each target, a listing of all of the measured positions from our Spitzer reductions—and from the unWISE reductions, if applicable—is given in Table 4. Per the above discussion, all

⁴⁵ Cryogenic data, which are those prior to mid-2009, currently have a CREATOR software processing tag with prefix of “S18” in their FITS headers, whereas data from the warm mission have “S19.” Also, the Astronomical Observation Template type (AOT_TYPE) in the header will be tagged with a suffix of “PC” (post-cryogenic) for warm data but will lack this tag for cryogenic data.

Table 3
Spitzer Programs with ch2 Data Used in the Astrometric Analysis

Program # (1)	Type (2)	# of ch2 AORs (3)	Principal Investigator (4)
35*	GTO	1	Fazio
244*	DDT	1	Metchev
3136*	GO	2	Cruz
20514*	GO	3	Golimowski
30298*	GO	3	Luhman
40198*	GTO	4	Fazio
50059*	GO	1	Burgasser
60046	GO	10	Luhman
60093	GO	1	Leggett
551	DDT	1	Mainzer
70021	SNAP	4	Luhman
70058	GO	1	Leggett
70062	GO	175	Kirkpatrick
80077	GO	2	Leggett
80109	GO	212	Kirkpatrick
90007	GO	870	Kirkpatrick
90095	GO	4	Luhman
10135	GO	3	Pinfield
10168	DDT	4	Luhman
11059	GO	9	Kirkpatrick
13012	GO	1704	Kirkpatrick
14000	GO	1404	Kirkpatrick
14034	GO	33	Meisner
14076	GO	18	Faherty
14224	DDT	485	Kirkpatrick
14299	DDT	2	Faherty
14326	DDT	131	Kirkpatrick

Note. An asterisk indicates a program from the Spitzer cryogenic mission (ending 2009 May).

positions are re-registered to the Gaia DR2 reference frame and have uncertainties and time stamps attached. Additional information regarding registration of the unWISE astrometry can be found in Section 8.3 of Meisner et al. (2020a).

Because the two sets of astrometry are taken from different positions within our Solar System—one from the Earth-orbiting WISE spacecraft and the other from the Sun-orbiting Spitzer spacecraft—all observations were tagged with the XYZ positions within the Solar System corresponding to the

Table 4
Astrometry on the Gaia DR2 Reference Frame

Object	R.A.	Decl.	$\sigma_{\text{R.A.}}$	$\sigma_{\text{Decl.}}$	Source	MJD	X	Y	Z
(1)	(deg)	(deg)	(arcsec)	(arcsec)	(6)	(day)	(km)	(km)	(km)
(1)	(2)	(3)	(4)	(5)	(6)	(7)	(8)	(9)	(10)
0005+3737	1.323697	37.622181	0.010	0.010	ch2	56176.54	28532439.95	-137033306.05	-61329018.68
0005+3737	1.324420	37.622029	0.010	0.010	ch2	56923.88	30795904.89	-136653138.81	-61123398.32
0005+3737	1.324171	37.622031	0.010	0.010	ch2	56750.45	-57605421.64	127020923.18	56379531.75
0005+3737	1.324158	37.622036	0.010	0.010	ch2	56736.94	-24304166.88	135745713.92	60811831.23
0005+3737	1.324143	37.622043	0.010	0.010	ch2	56724.04	8722950.84	137418753.36	62061969.36
0005+3737	1.324141	37.622048	0.010	0.010	ch2	56714.29	33502880.86	134324880.85	61039865.73

Notes. The column Object includes only the first four digits of the sexagesimal R.A. and the first four digits (plus the sign) of the sexagesimal decl. References for Source: ch2 = Spitzer ch2 astrometry, W1 = WISE astrometry from the Gaia-registered unWISE time-resolved coadds in W1, W2 = WISE astrometry from the Gaia-registered unWISE time-resolved coadds in W2.

(This table is available in its entirety in machine-readable form.)

Modified Julian Date (MJD) of the data. For Spitzer observations, these XYZ positions are tabulated by the Spitzer Science Center in the FITS image headers; for the unWISE epochs, we used the mean MJD of each epochal coadd and assigned to them the XYZ of the Earth at that time, using data available through the JPL Horizons website.⁴⁶ Note that the use of the Earth’s position is sufficient because the unWISE epochal data themselves are an average over a few days of WISE observations near that mean epoch. Even with the inclusion of non-Spitzer astrometry into the astrometric solutions, no special modifications to the fitting routine employed in Section 5.2.3 of Kirkpatrick et al. (2019a) were needed. It should be noted that, with the exception of a very small number of confused observations noted in Table 2, all astrometric data points were used in the fits, since no sigma clipping and refitting were performed.

In principle, the unWISE epochal astrometry was needed only for those Spitzer data sets that had observations covering fewer than three Spitzer visibility windows. In practice, however, we included unWISE data into the astrometric solutions for all objects in programs 14000, 14224, and 14326; the only exceptions were objects in common to program 13012, as these already had Spitzer observations spanning multiple years.

Plots of our astrometric measurements and their best fits are shown in the figure set for each of our 361 targets. Figures 1–3 show examples of the three types of plots found within the figure set.

Our astrometric results are summarized in Tables 5–7. For each object, the R.A. and decl. position (in deg) and their uncertainties (in mas) are quoted at the mean epoch, t_0 , along with the absolute parallax (ϖ_{abs}) and absolute proper motions ($\mu_{\text{R.A.}}$ and $\mu_{\text{Decl.}}$) and their uncertainties. Also listed are the chi-squared value of the best fit (χ^2), the number of degrees of freedom in the fit (ν), and the reduced chi-squared value (χ^2_ν), along with the number of Spitzer ($\#_{\text{Spitzer}}$) and WISE ($\#_{\text{WISE}}$) astrometric epochs and the number of Gaia DR2 five-parameter re-registration stars used ($\#_{\text{Gaia}}$). The two values listed in the $\#_{\text{WISE}}$ column refer to the number of astrometric epochs in bands W1 (3.4 μm) and W2 (4.6 μm), respectively. We find that the median χ^2_ν value across all of our solutions in Tables 5–7 is 1.03, indicating that our uncertainties are properly measured.

Given the wide range of parallax uncertainties found in our final astrometry, we should determine at what point the uncertainty is too large to give a credible result. Lutz & Kelker (1973) looked at populations of objects with differing parallax uncertainties to see at which values these uncertainties become so large that characterizing the true absolute magnitude of the population becomes impossible. For parallax uncertainties of 5%, the distribution of the ratio of the true parallax to the measured one resembles a Gaussian with a tight variance, but the central value is slightly less than one. This effect is predictable and thus correctable. When the astrometric uncertainty of the population reaches 15%, the effect is still correctable, but the distribution of true-to-measured parallaxes is broader and centered considerably further from unity than for the case of 5% uncertainties. Francis (2014) improves (and corrects) the formalism of Lutz & Kelker (1973), showing that the predicted absolute magnitude error is 0.1 mag for an astrometric uncertainty of $\sim 12.5\%$. (Lutz & Kelker (1973) state that, for a magnitude error this small, an astrometric uncertainty of $< 10\%$ is required.) Francis (2014) further demonstrates that the effect becomes uncorrectable at astrometric uncertainties between 17.5% and 20.0%. With these values in mind, we have chosen “high-quality” parallaxes to be those with uncertainties $\leq 12.5\%$, “low-quality” to be those with 12.5%–17.5% uncertainties, and “poor-quality (suspect)” to be those with $\geq 17.5\%$ uncertainties.

Table 5 lists 296 targets for which the uncertainty in the parallax is $\leq 12.5\%$. Results in this table can be considered robust. Table 6 lists 18 targets for which the parallax uncertainty falls between 12.5% and 17.5%. Results from this table should be used with caution, as additional monitoring is needed to drive these uncertainties lower. Finally, Table 7 lists 47 targets for which the parallax uncertainties are $\geq 17.5\%$. For most of these objects, the $> 3\sigma$ detection of a parallax and/or proper motion proves that they are nearby, but derived distances and absolute magnitudes should be regarded as suspect. For these, additional astrometric observations from post-Spitzer resources are needed to establish credible values.

In previous papers—Kirkpatrick et al. (2019a) and Martin et al. (2018)—we compared our parallax results to those of other surveys and found excellent agreement with all of those except the Spitzer/IRAC ch1 results of Dupuy & Kraus (2013). Below, we perform additional checks to assure that our newly measured Spitzer astrometry is robust.

⁴⁶ See <https://ssd.jpl.nasa.gov/horizons.cgi>.

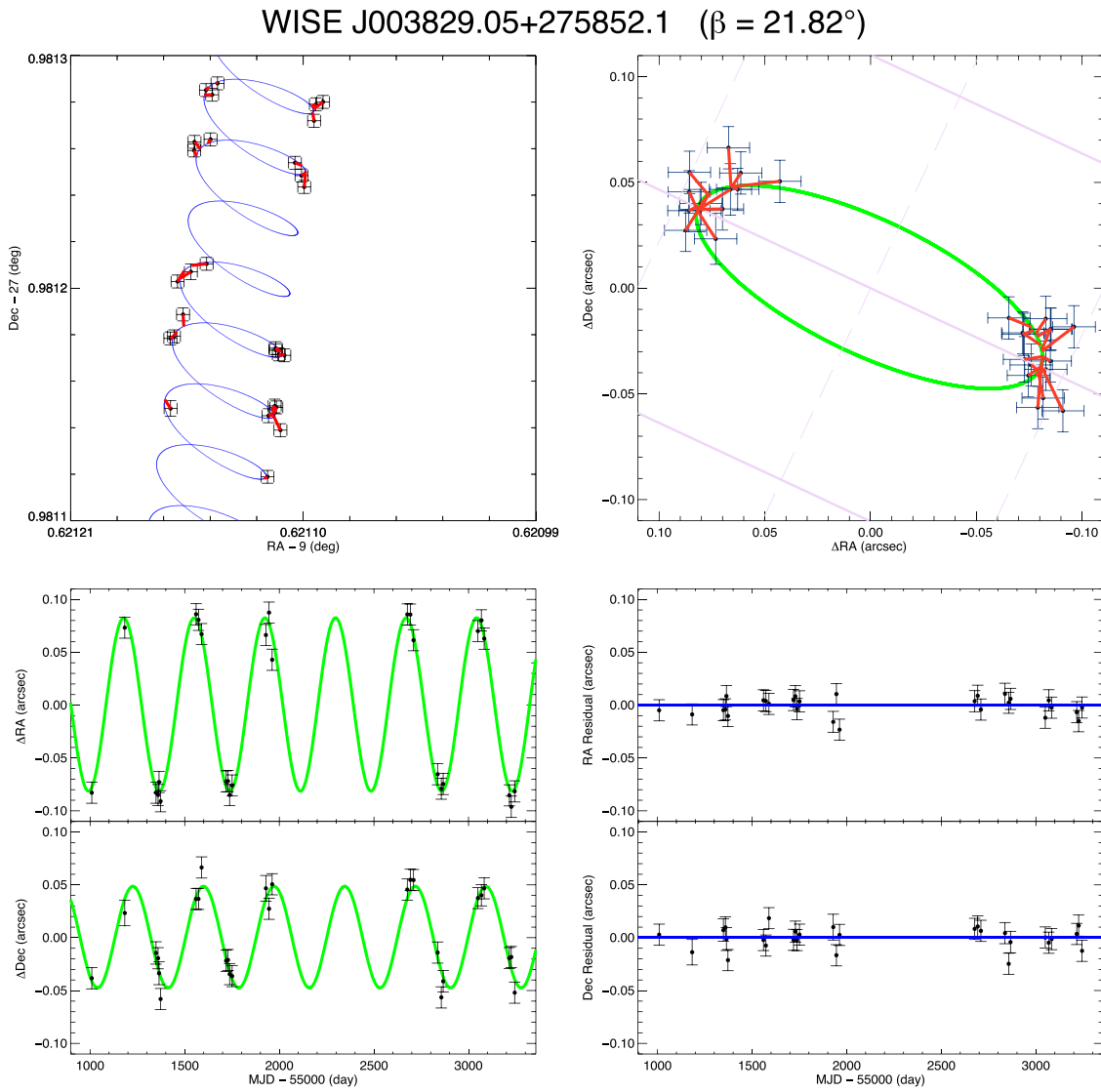


Figure 1. Example of a target whose astrometric fit uses only Spitzer data. (Upper left) A square patch of sky showing the measured astrometry and its uncertainty at each epoch (black points with error bars) plotted in R.A. vs. decl. Blue curve shows the best fit. Red lines connect each observation to its corresponding time point along the best-fit curve. (Upper right) A square patch of sky centered at the mean equatorial position of the target. Green curve is the parallactic fit, which is just the blue curve in the previous panel with the proper motion vector removed. Again, red lines connect the time of the observation with its prediction. In the background is the ecliptic coordinate grid, with lines of constant β shown in solid pale purple and lines of constant λ shown in dashed pale purple. Grid lines are shown at $0''.1$ spacing. (Lower left) The change in R.A. and decl. as a function of time with the proper motion component removed. The parallactic fit is again shown in green. (Lower right) The R.A. and decl. residuals from the fit as a function of time.

(The complete figure set (361 images) is available.)

4.1. Comparison to the Results of Kirkpatrick et al. (2019a)

All 142 Spitzer targets from Kirkpatrick et al. (2019a) have new measurements in this paper. A comparison between the measured astrometry for these objects is shown in Figure 4. No bias in the measured parallaxes is seen between the two sets of results, as shown in the top panel of the figure.

Biases are evident in the measured proper motions, however, in both R.A. (middle panel) and decl. (bottom panel). These differences are small; the offset (dotted red line) in the lower panel of Figure 4, for example, corresponds to a motion difference in decl. of -4.6 mas yr^{-1} . Other than the longer time baseline, the only difference between our new results and those of Kirkpatrick et al. (2019a) is the methodology for calculating

absolute parallaxes. In Kirkpatrick et al. (2019a), a correction from relative to absolute was applied after the fact, whereas in this paper, the Gaia DR2 parallax and motion values of the re-registration stars were used to measure the absolute astrometry of target objects directly. In Kirkpatrick et al. (2019a), the post facto corrections were applied only to the parallaxes. Therefore, the differences in motion values between the two papers are just a reflection of the fact that the Kirkpatrick et al. (2019a) motions were deliberately reported as relative whereas the ones in this paper are absolute.

We can illustrate this as follows. By not correcting the proper motions to absolute, the solar motion is imprinted on the values reported in Kirkpatrick et al. (2019a), and this is reflected in the way the differences between the Kirkpatrick et al. (2019a)

Table 5
Parallax and Motion Fits for Objects with High-quality Parallaxes

Object Name	R.A. at t_0 (deg(mas))	Decl. at t_0 (deg(mas))	t_0 MJD (day)	ϖ_{abs} (mas)	$\mu_{\text{R.A.}}$ (mas yr $^{-1}$)	$\mu_{\text{Decl.}}$ (mas yr $^{-1}$)	χ^2	ν	χ^2_{ν}	#Spitzer	#WISE	#Gaia
(1)	(2)	(3)	(4)	(5)	(6)	(7)	(8)	(9)	(10)	(11)	(12)	(13)
WISE J000517.48+373720.5	1.324667(2.0)	37.621951(2.0)	57226.89	126.9 ± 2.1	997.3 ± 1.0	-271.6 ± 1.0	24.63	45	0.54	25	0,0	45
WISE J001505.87-461517.6	3.775538(2.4)	-46.255813(2.2)	57210.91	75.2 ± 2.4	413.4 ± 1.1	-687.8 ± 1.0	42.76	47	0.91	26	0,0	18
PSO J007.9194+33.5961	7.919347(8.0)	33.596018(8.9)	57416.75	44.4 ± 3.9	-9.2 ± 2.5	-31.8 ± 2.7	131.81	65	2.02	9	13,13	19
WISE J003110.04+574936.3	7.793459(4.7)	57.826711(5.1)	57500.34	71.0 ± 3.2	521.8 ± 1.5	-18.3 ± 1.6	44.16	69	0.64	11	13,13	139
WISE J003231.09-494651.4	8.128639(2.4)	-49.782345(2.3)	57263.63	60.8 ± 2.5	-368.6 ± 1.2	-861.7 ± 1.1	60.03	45	1.33	25	0,0	16
2MASS J00345157+0523050	8.717679(2.6)	5.385476(2.9)	57179.27	118.8 ± 2.7	673.6 ± 1.3	178.2 ± 1.5	24.62	47	0.52	26	0,0	19
WISE J003829.05+275852.1	9.621131(1.9)	27.981211(1.9)	57166.13	88.2 ± 2.0	-12.0 ± 0.9	92.4 ± 1.0	47.60	51	0.93	28	0,0	27
CWISE J004143.77-401929.9	10.432378(7.5)	-40.324986(5.0)	57621.97	76.7 ± 9.6	1196.6 ± 1.7	-958.1 ± 1.3	26.84	37	0.72	9	0,12	14
WISE J004542.56+361139.1	11.427213(5.0)	36.193936(5.5)	57382.01	57.0 ± 3.7	-83.6 ± 1.5	-165.8 ± 1.6	83.88	67	1.25	10	13,13	35
WISE J004945.61+215120.0	12.439534(2.0)	21.855377(2.0)	57182.30	140.4 ± 2.1	-479.4 ± 1.0	-54.0 ± 1.0	32.72	47	0.69	26	0,0	20
WISEA J005811.69-565332.1	14.549325(7.7)	-56.892218(7.5)	57618.24	35.3 ± 4.1	206.4 ± 2.9	22.6 ± 2.8	51.56	61	0.84	9	12,12	10
CWISEP J010527.69-783419.3	16.368057(21.5)	-78.572398(21.1)	57873.04	87.2 ± 4.4	293.0 ± 8.8	-155.1 ± 8.6	112.25	37	3.03	9	0,12	45
WISE J011154.36-505343.2	17.975838(4.6)	-50.896048(4.2)	57515.54	57.3 ± 4.7	-274.7 ± 1.3	-416.1 ± 1.2	53.95	65	0.83	11	12,12	14
WISEPA J012333.21+414203.9	20.890166(2.8)	41.701448(2.8)	57797.45	45.5 ± 2.9	602.3 ± 1.6	90.3 ± 1.6	18.83	21	0.89	13	0,0	54
CFBDS J013302.27+023128.4	23.261157(2.6)	2.524501(2.2)	57231.44	53.1 ± 2.6	606.1 ± 1.4	-115.7 ± 1.1	33.69	45	0.74	25	0,0	9
WISE J014656.66+423410.0	26.735358(2.0)	42.569399(1.9)	57131.69	51.7 ± 2.0	-451.6 ± 0.9	-33.1 ± 0.9	78.47	49	1.60	27	0,0	55
WISEP J015010.86+382724.3	27.547226(4.1)	38.456577(4.0)	57409.89	44.6 ± 3.2	881.4 ± 1.2	-120.1 ± 1.2	128.88	69	1.86	11	13,13	44
2MASS J01550354+0950003	28.766272(6.6)	9.833050(6.9)	57420.03	35.5 ± 4.1	329.8 ± 2.1	-86.3 ± 2.1	47.95	65	0.73	9	13,13	17
WISEA J020047.29-510521.4	30.197466(6.0)	-51.089401(6.3)	57581.09	39.6 ± 4.3	167.3 ± 2.2	-63.5 ± 2.3	53.99	65	0.83	9	13,13	11
2MASSW J0205034+125142	31.266134(8.0)	12.861627(7.0)	57423.44	45.1 ± 3.4	364.5 ± 2.5	-32.0 ± 2.1	49.08	65	0.75	9	13,13	19
WISEP J022105.94+384202.9	35.275158(2.8)	38.700979(2.8)	57807.55	44.8 ± 2.9	139.6 ± 1.6	-24.9 ± 1.6	47.03	21	2.24	13	0,0	62
WISEPA J022623.98-021142.8	36.599419(2.5)	-2.195890(2.3)	57917.68	56.3 ± 2.5	-294.4 ± 1.4	-432.3 ± 1.2	487.05	43	11.32	24	0,0	14
WISE J023318.05+303030.5	38.324981(2.8)	30.508410(2.8)	57718.39	31.4 ± 2.8	-133.2 ± 1.7	-29.0 ± 1.5	22.84	23	0.99	14	0,0	34
WISE J024124.73-365328.0	40.353521(2.3)	-36.890949(2.5)	57121.52	53.1 ± 2.5	242.9 ± 1.1	141.8 ± 1.0	49.09	49	1.00	27	0,0	10
WISE J024512.62-345047.8	41.302353(3.8)	-34.846697(5.0)	57414.37	42.5 ± 4.2	-101.7 ± 1.0	-34.8 ± 1.4	51.53	59	0.87	12	7,13	13
WISE J024714.52+372523.5	41.810724(2.0)	37.422935(2.0)	57159.04	64.4 ± 2.1	30.0 ± 0.9	-88.3 ± 0.9	37.90	47	0.80	26	0,0	70
WISEA J030237.53-581740.3	45.656205(3.3)	-58.294736(3.1)	57901.80	59.9 ± 3.3	52.0 ± 3.5	-70.8 ± 3.5	40.68	21	1.93	13	0,0	18
WISE J030449.03-270508.3	46.204672(2.3)	-27.084538(3.6)	58206.80	73.1 ± 2.6	124.6 ± 1.8	494.3 ± 2.6	207.12	41	5.05	23	0,0	3
WISEA J030919.70-501614.2	47.333447(2.8)	-50.270279(2.7)	57553.58	62.2 ± 2.8	527.5 ± 1.4	207.3 ± 1.3	11.51	25	0.46	15	0,0	14
WISEPA J031325.96+780744.2	48.359149(2.6)	78.129087(2.7)	57460.71	135.6 ± 2.8	73.9 ± 0.9	53.8 ± 1.0	14.00	27	0.51	16	0,0	59
WISE J031614.68+382008.0	49.060978(3.8)	38.335022(3.8)	57592.96	44.2 ± 3.1	-96.1 ± 1.3	-308.9 ± 1.2	81.25	69	1.17	13	12,12	63
WISE J031624.35+430709.1	49.102455(2.0)	43.118689(2.0)	57225.83	74.7 ± 2.1	375.5 ± 0.9	-227.4 ± 0.9	50.80	45	1.12	25	0,0	87
2MASS J03185403-3421292	49.727431(7.5)	-34.357929(6.4)	57427.90	74.1 ± 4.6	397.1 ± 2.3	27.8 ± 1.9	53.12	65	0.81	9	13,13	15
CWISEP J032109.59+693204.5	50.292298(25.7)	69.534458(24.8)	57796.33	68.5 ± 4.0	923.9 ± 10.0	-365.3 ± 9.6	44.39	35	1.26	8	0,12	162
WISE J032301.86+562558.0	50.758879(5.3)	56.432280(5.4)	57653.23	51.9 ± 3.0	319.8 ± 1.9	-293.8 ± 1.9	121.11	67	1.80	12	12,12	135
WISEA J032309.12- 590751.0	50.789692(2.8)	-59.129991(3.0)	57643.18	72.1 ± 2.9	532.5 ± 1.3	507.5 ± 1.7	20.29	23	0.88	14	0,0	19
WISEPC J032337.53-602554.9	50.907945(2.2)	-60.432034(2.3)	57167.73	71.7 ± 2.3	517.2 ± 1.0	-165.3 ± 1.0	44.27	45	0.98	25	0,0	18
WISE J032517.69-385454.1	51.324332(2.8)	-38.915248(3.5)	57658.12	60.2 ± 3.5	287.9 ± 1.3	-110.6 ± 1.6	21.26	23	0.92	14	0,0	16
WISE J032504.33-504400.3	51.268534(2.0)	-50.733637(1.9)	57683.01	35.6 ± 2.0	97.5 ± 0.9	-159.3 ± 0.8	221.30	59	3.75	32	0,0	20
WISE J032547.72+083118.2	51.449089(2.7)	8.521631(2.9)	57210.59	76.3 ± 2.8	125.7 ± 1.3	-49.3 ± 1.5	22.61	45	0.50	25	0,0	16
SDSSp J033035.13-002534.5	52.648217(6.9)	-0.427999(7.0)	57640.16	38.7 ± 3.4	391.6 ± 2.6	-343.3 ± 2.6	40.40	67	0.60	12	12,12	21
PSO J052.7214-03.8409	52.721230(7.4)	-3.840830(6.6)	57639.59	59.2 ± 3.3	-135.5 ± 2.7	57.6 ± 2.5	62.92	67	0.93	12	12,12	16
WISEPC J033349.34-585618.7	53.455274(4.5)	-58.939391(4.8)	57555.55	46.2 ± 3.7	-121.0 ± 1.4	-604.6 ± 1.6	76.80	73	1.05	13	13,13	11
WISE J033515.01+431045.1	53.814680(1.6)	43.177782(1.6)	57631.01	84.8 ± 1.7	822.7 ± 0.6	-792.4 ± 0.6	185.62	71	2.61	38	0,0	157
WISE J033605.05-014350.4	54.020761(2.0)	-1.732628(2.0)	57159.47	99.8 ± 2.1	-251.5 ± 0.9	-1216.1 ± 0.9	58.58	47	1.24	26	0,0	27

Table 5
(Continued)

Object Name	R.A. at t_0 (deg(mas))	Decl. at t_0 (deg(mas))	t_0 MJD (day)	ϖ_{abs} (mas)	$\mu_{\text{R.A.}}$ (mas yr $^{-1}$)	$\mu_{\text{Decl.}}$ (mas yr $^{-1}$)	χ^2	ν	χ^2_{ν}	#Spitzer	#WISE	#Gaia
(1)	(2)	(3)	(4)	(5)	(6)	(7)	(8)	(9)	(10)	(11)	(12)	(13)
WISE J033651.90+282628.8	54.216476(4.2)	28.441046(4.2)	57604.12	39.7 ± 3.1	107.7 ± 1.5	-173.2 ± 1.4	62.78	69	0.91	13	12,12	46
2MASSW J0337036-175807	54.265981(8.1)	-17.968319(7.3)	57529.21	33.9 ± 3.3	199.7 ± 2.7	108.0 ± 2.4	57.91	71	0.81	12	13,13	24
2MASS J03400942-6724051	55.034906(6.0)	-67.398884(5.4)	57727.97	109.4 ± 3.5	-326.5 ± 2.4	498.2 ± 2.0	46.26	67	0.69	12	12,12	21
WISE J035000.32-565830.2	57.500868(2.2)	-56.975831(2.4)	57097.72	176.4 ± 2.3	-208.7 ± 1.0	-575.4 ± 1.1	40.87	47	0.87	26	0,0	23
UGPS J03553200+4743588	58.884626(12.0)	47.732689(12.1)	57878.73	66.4 ± 3.2	505.8 ± 5.7	-184.9 ± 5.7	156.40	57	2.74	12	7,12	103
2MASS J03582255-4116060	59.594374(6.2)	-41.267913(7.0)	57505.01	39.4 ± 3.5	72.5 ± 2.0	89.3 ± 2.2	27.37	69	0.39	11	13,13	18
WISE J035934.06-540154.6	59.891664(1.9)	-54.033035(2.3)	57558.80	73.6 ± 2.0	-134.1 ± 0.7	-758.9 ± 0.9	101.78	73	1.39	39	0,0	18
WISE J040443.48-642029.9	61.181088(2.1)	-64.341755(2.2)	57306.84	44.8 ± 2.2	-38.3 ± 1.0	-54.6 ± 1.0	99.17	41	2.41	23	0,0	27
WISEPA J041022.71+150248.5	62.596159(1.9)	15.043733(1.9)	57064.58	151.3 ± 2.0	960.3 ± 0.8	-2219.4 ± 0.8	54.66	51	1.07	28	0,0	35
WISE J041358.14-475039.3	63.492600(3.0)	-47.843712(3.2)	57818.46	50.7 ± 3.3	110.9 ± 2.2	310.3 ± 2.6	38.58	21	1.83	13	0,0	22
2MASS J04210718-6306022	65.281624(5.3)	-63.099572(5.7)	57654.85	50.0 ± 3.3	148.7 ± 2.0	219.3 ± 2.1	42.33	69	0.61	11	13,13	21
WISE J043052.92+463331.6	67.723058(2.8)	46.559463(2.8)	57862.37	96.1 ± 2.9	882.5 ± 1.8	381.5 ± 1.8	16.02	21	0.76	13	0,0	184
2MASSI J0443058-320209	70.774218(4.1)	-32.034860(3.6)	57542.48	79.6 ± 3.8	-19.1 ± 1.4	198.8 ± 1.1	502.78	71	7.08	14	12,12	21
WISEPA J044853.29-193548.5	72.223712(3.1)	-19.595535(3.1)	57518.49	57.6 ± 3.0	901.1 ± 0.9	761.1 ± 0.9	75.61	73	1.03	15	12,12	20
WISE J045746.08-020719.2	74.442262(5.9)	-2.122197(6.1)	57661.10	95.2 ± 3.0	99.0 ± 2.1	-100.7 ± 2.2	49.35	67	0.73	12	12,12	40
WISEPA J045853.89+643452.9	74.725487(2.6)	64.581763(2.6)	57554.19	106.7 ± 2.8	210.4 ± 1.0	289.6 ± 1.0	10.18	25	0.40	15	0,0	78
WISEPA J050003.05-122343.2	75.011776(2.7)	-12.394492(2.7)	57548.43	95.2 ± 2.8	-531.6 ± 1.1	493.0 ± 1.1	13.57	25	0.54	15	0,0	28
WISEA J050238.28+100750.0	75.659189(27.0)	10.130089(23.3)	57852.84	42.7 ± 4.6	-131.1 ± 11.3	-200.6 ± 9.4	39.48	37	1.06	9	0,12	25
WISEU J050305.68-564834.0	75.776553(25.5)	-56.808684(27.5)	57714.91	98.3 ± 3.9	759.2 ± 9.3	288.2 ± 10.1	48.94	39	1.25	9	0,13	36
PSO J076.7092+52.6087	76.709335(10.8)	52.608376(11.0)	57669.04	61.3 ± 3.1	45.0 ± 4.0	-203.4 ± 4.1	166.51	67	2.48	12	12,12	199
2MASSI J0512063-294954	78.026512(4.5)	-29.831262(4.8)	57661.90	44.4 ± 3.1	1.6 ± 1.6	81.9 ± 1.8	41.82	67	0.62	12	12,12	29
WISE J051208.66-300404.4	78.037194(2.2)	-30.067444(2.3)	57115.04	47.0 ± 2.5	616.9 ± 1.0	188.2 ± 1.0	78.74	49	1.60	27	0,0	22
WISE J052126.29+102528.4	80.359997(6.7)	10.423818(6.9)	57668.72	150.2 ± 3.0	223.7 ± 2.5	-438.3 ± 2.5	579.09	67	8.64	12	12,12	86
WISE J053516.80-750024.9	83.819290(2.0)	-75.006729(2.0)	57174.27	68.7 ± 2.0	-120.1 ± 0.8	23.6 ± 0.8	72.16	45	1.60	25	0,0	179
CWISEP J053644.82-305539.3	84.186801(25.3)	-30.927585(24.2)	57806.18	78.1 ± 3.8	26.4 ± 10.0	-26.5 ± 9.3	32.35	35	0.92	8	0,12	55
CWISE J054025.89-180240.3	85.107885(28.6)	-18.044550(22.6)	57808.01	57.3 ± 4.7	-73.5 ± 10.9	-25.8 ± 8.8	20.97	35	0.59	8	0,12	40
WISE J054047.00+483232.4	85.196431(2.0)	48.541309(2.0)	57231.50	69.4 ± 2.1	249.0 ± 0.9	-631.5 ± 0.9	68.54	45	1.52	25	0,0	158
WISE J054601.19-095947.5	86.504968(6.1)	-9.996528(4.2)	57629.96	57.5 ± 3.9	-10.0 ± 2.1	-2.6 ± 1.4	47.54	69	0.68	13	12,12	12
2MASS J06020638+4043588	90.528061(4.2)	40.732000(4.2)	57599.94	76.4 ± 3.1	237.6 ± 1.5	-220.2 ± 1.4	53.72	67	0.80	12	12,12	148
CWISE J061348.70+480820.5	93.452894(28.0)	48.139133(23.6)	57805.24	49.7 ± 4.9	-47.4 ± 10.6	122.1 ± 9.3	46.74	35	1.33	8	0,12	87
WISE J061437.73+095135.0	93.657827(1.9)	9.859562(1.9)	57076.39	64.9 ± 2.0	387.2 ± 0.8	-153.2 ± 0.8	46.62	51	0.91	28	0,0	228
WISEA J061557.21+152626.1	93.988341(5.4)	15.439648(5.3)	57855.87	52.8 ± 3.1	-29.1 ± 2.6	-532.1 ± 2.5	61.06	43	1.42	12	0,12	250
WISE J062842.71-805725.0	97.179502(3.4)	-80.957735(3.5)	57553.74	48.5 ± 3.0	142.4 ± 1.0	-493.7 ± 1.0	130.87	67	1.95	13	11,12	49
WISE J062905.13+241804.9	97.271327(10.7)	24.300685(10.8)	57614.42	37.5 ± 3.3	-34.6 ± 3.8	-367.7 ± 3.9	92.46	63	1.46	10	12,12	193
CWISEP J063428.10+504925.9	98.617026(35.2)	50.823248(35.2)	57742.77	62.0 ± 4.2	285.9 ± 13.6	-1157.6 ± 13.6	37.93	33	1.14	7	0,12	67
WISE J064205.58+410155.5	100.523307(3.7)	41.031413(3.7)	57561.51	62.6 ± 3.1	-2.0 ± 1.2	-383.1 ± 1.2	77.62	65	1.19	11	12,12	74
WISEA J064503.72+524054.1	101.264364(29.5)	52.680156(30.0)	57744.20	53.5 ± 4.2	-298.5 ± 11.4	-935.6 ± 11.6	28.42	33	0.86	7	0,12	55
WISEA J064528.39-030247.9	101.368294(2.9)	-3.047350(2.8)	57884.01	54.1 ± 3.0	-1.4 ± 1.4	-322.2 ± 1.7	36.11	21	1.72	13	0,0	228
2MASS J06453153-6646120	101.371025(6.5)	-66.763941(6.5)	57216.69	53.8 ± 2.9	-885.2 ± 1.8	1311.5 ± 1.8	179.19	133	1.34	11	29,29	63
WISE J064723.23-623235.5	101.846799(1.7)	-62.542541(1.7)	57620.04	99.5 ± 1.7	2.2 ± 0.6	393.9 ± 0.6	134.49	67	2.00	36	0,0	58
WISEA J064750.85-154616.4	101.962110(6.2)	-15.771033(5.9)	57578.67	62.7 ± 3.3	119.6 ± 2.2	132.4 ± 2.1	222.59	61	3.64	9	12,12	220
PSO J103.0927+41.4601	103.092698(6.2)	41.459964(6.3)	57580.22	57.6 ± 3.3	1.7 ± 2.2	-41.0 ± 2.3	65.56	61	1.07	9	12,12	78
WISE J070159.79+632129.2	105.499114(3.2)	63.357673(3.3)	57542.77	52.6 ± 3.0	-23.3 ± 0.9	-262.0 ± 1.0	90.69	69	1.31	13	12,12	34
WISEA J071301.86-585445.2	108.258010(2.8)	-58.911799(2.8)	57971.79	82.1 ± 3.0	78.3 ± 1.7	364.0 ± 1.8	35.50	21	1.69	13	0,0	71
WISE J071322.55-291751.9	108.344602(2.0)	-29.298377(2.0)	57259.08	109.3 ± 2.1	354.1 ± 0.9	-410.3 ± 0.9	37.28	45	0.82	25	0,0	236

Table 5
(Continued)

Object Name	R.A. at t_0 (deg(mas))	Decl. at t_0 (deg(mas))	t_0 MJD (day)	ϖ_{abs} (mas)	$\mu_{\text{R.A.}}$ (mas yr $^{-1}$)	$\mu_{\text{Decl.}}$ (mas yr $^{-1}$)	χ^2	ν	χ^2_{ν}	#Spitzer	#WISE	#Gaia
(1)	(2)	(3)	(4)	(5)	(6)	(7)	(8)	(9)	(10)	(11)	(12)	(13)
WISE J072312.44+340313.5	110.802002(2.1)	34.053026(2.1)	57966.21	60.8 ± 2.1	-3.2 ± 0.8	-348.1 ± 0.9	46.44	43	1.08	24	0,0	50
WISE J073444.02-715744.0	113.680052(1.7)	-71.962381(1.7)	57712.17	74.5 ± 1.7	-565.0 ± 0.6	-67.5 ± 0.6	132.38	65	2.03	35	0,0	72
2MASS J07414279-0506464	115.427625(5.3)	-5.112797(5.3)	57581.76	32.7 ± 3.2	-152.0 ± 2.0	74.6 ± 2.0	773.14	61	12.67	9	12,12	171
SDSS J074149.15+235127.5	115.453611(4.5)	23.856717(4.3)	57580.03	73.2 ± 3.4	-264.1 ± 1.6	-220.1 ± 1.5	62.85	59	1.06	10	11,11	48
SDSS J074201.41+205520.5	115.503627(3.0)	20.920997(2.9)	57417.17	63.5 ± 3.1	-327.3 ± 0.8	-230.4 ± 0.7	48.70	63	0.77	12	11,11	44
WISEPA J074457.15+562821.8	116.238936(1.9)	56.471453(2.0)	57145.12	65.3 ± 2.0	149.3 ± 0.8	-767.3 ± 0.8	69.28	49	1.41	27	0,0	32
2MASS J07555430-3259589	118.975554(6.0)	-32.998918(5.5)	57589.28	40.5 ± 3.5	-127.8 ± 2.2	162.2 ± 2.1	32.70	61	0.53	9	12,12	214
2MASSI J0755480+221218	118.949721(3.7)	22.203511(3.2)	57477.06	67.4 ± 3.2	-20.6 ± 1.1	-256.3 ± 0.8	65.02	61	1.06	11	11,11	45
SDSS J075840.33+324723.4	119.666932(3.9)	32.788510(3.7)	57436.19	101.3 ± 3.3	-227.4 ± 1.1	-330.2 ± 1.0	72.18	61	1.18	11	11,11	36
WISEPC J075946.98-490454.0	119.944966(2.0)	-49.081344(2.0)	57212.75	90.7 ± 2.1	-370.7 ± 0.8	250.0 ± 0.8	34.96	45	0.77	25	0,0	184
WISEA J080622.22-082046.5	121.593013(68.5)	-8.348917(46.5)	57809.47	82.2 ± 9.0	300.1 ± 30.7	-1296.8 ± 19.4	60.84	35	1.73	8	0,12	116
WISE J080700.23+413026.8	121.750978(3.9)	41.506828(3.8)	57571.40	50.7 ± 3.3	-5.1 ± 1.3	-346.6 ± 1.2	61.52	59	1.04	10	11,11	30
SDSS J080959.01+443422.2	122.494847(7.0)	44.571699(7.0)	57630.85	39.8 ± 3.4	-167.5 ± 2.7	-216.9 ± 2.8	72.79	57	1.27	9	11,11	24
WISE J081220.04+402106.2	123.084256(2.1)	40.351706(1.7)	57504.83	34.3 ± 2.1	253.0 ± 0.8	17.3 ± 0.7	119.96	67	1.79	36	0,0	27
WISE J082000.48-662211.9	125.001344(6.7)	-66.369487(6.4)	57396.81	56.1 ± 3.4	-161.6 ± 2.1	317.1 ± 2.0	82.16	65	1.26	9	13,13	131
WISE J082507.35+280548.5	126.280525(2.0)	28.096445(2.0)	57215.77	152.6 ± 2.0	-66.7 ± 0.9	-235.8 ± 0.9	46.42	47	0.98	26	0,0	28
WISEA J082640.45-164031.8	126.667106(7.2)	-16.674676(6.8)	57590.91	67.8 ± 3.5	-840.9 ± 2.7	514.5 ± 2.6	34.42	61	0.56	9	12,12	122
WISE J083337.83+005214.2	128.409249(2.8)	0.867492(2.8)	57937.66	79.7 ± 3.1	786.8 ± 2.1	-1593.7 ± 2.0	14.86	21	0.70	13	0,0	48
WISEPC J083641.12-185947.2	129.171411(2.0)	-18.996628(2.1)	57996.15	44.2 ± 2.2	-52.5 ± 0.8	-153.0 ± 0.8	161.56	43	3.75	24	0,0	103
SDSS J085234.90+472035.0	133.145121(7.5)	47.341299(8.1)	57631.30	52.5 ± 3.7	-48.3 ± 2.9	-384.7 ± 3.2	51.51	57	0.90	9	11,11	18
WISE J085510.83-071442.5	133.780984(2.3)	-7.243932(2.3)	57633.39	439.0 ± 2.4	-8123.7 ± 1.3	673.2 ± 1.3	19.56	33	0.59	19	0,0	46
WISEPA J085716.25+560407.6	134.315810(2.1)	56.068427(2.0)	57139.00	85.3 ± 2.1	-714.7 ± 0.9	-243.1 ± 0.9	43.31	49	0.88	27	0,0	14
SDSSp J085758.45+570851.4	134.490295(3.9)	57.145869(4.1)	57472.47	77.2 ± 3.5	-405.1 ± 1.2	-387.4 ± 1.2	43.32	63	0.68	10	12,12	18
SDSS J085834.42+325627.7	134.640739(3.8)	32.941248(3.4)	57425.54	50.3 ± 3.7	-626.0 ± 1.2	56.2 ± 0.9	42.64	65	0.65	11	12,12	26
2MASS J09054654+5623117	136.444051(6.0)	56.387076(6.6)	57629.62	47.9 ± 3.6	8.6 ± 2.3	103.2 ± 2.7	174.68	57	3.06	9	11,11	16
WISEPA J090649.36+473538.6	136.704326(2.8)	47.592884(2.6)	57504.05	47.0 ± 2.9	-550.7 ± 1.1	-713.8 ± 1.1	23.46	27	0.86	16	0,0	16
SDSS J090900.73+652527.2	137.251186(4.5)	65.423798(4.0)	57471.73	63.9 ± 3.9	-222.9 ± 1.3	-119.6 ± 1.2	53.50	61	0.87	11	11,11	27
WISE J091408.96-345941.5	138.537197(2.8)	-34.994618(2.9)	57946.67	48.0 ± 3.0	-23.6 ± 1.8	174.1 ± 1.8	29.58	21	1.40	13	0,0	170
WISE J092055.40+453856.3	140.230653(6.5)	45.647468(6.7)	57584.32	88.9 ± 4.7	-74.5 ± 2.5	-852.3 ± 2.6	96.79	61	1.58	9	12,12	18
WISEA J094020.09-220820.5	145.083479(2.8)	-22.138820(2.8)	57936.82	36.7 ± 3.1	-150.2 ± 1.8	172.6 ± 1.7	27.20	21	1.29	13	0,0	47
WISE J094305.98+360723.5	145.776141(2.8)	36.122541(3.0)	57155.77	97.1 ± 2.9	669.5 ± 1.2	-501.2 ± 1.4	35.00	49	0.71	27	0,0	12
WISEPC J095259.29+195507.3	148.246978(3.3)	19.918957(2.6)	57525.01	40.0 ± 3.0	-37.8 ± 1.6	-37.4 ± 1.1	23.06	27	0.85	16	0,0	15
PSO J149.0341-14.7857	149.034247(7.0)	-14.785896(7.3)	57613.53	69.2 ± 3.9	86.5 ± 2.6	-146.3 ± 2.8	58.02	61	0.95	9	12,12	30
2MASSI J1010148-040649	152.560123(6.7)	-4.113904(6.7)	57612.39	57.7 ± 3.6	-319.6 ± 2.5	-15.2 ± 2.6	35.96	61	0.59	9	12,12	18
ULAS J101243.54+102101.7	153.180361(5.3)	10.349085(6.0)	57528.95	59.7 ± 4.8	-400.2 ± 1.7	-538.0 ± 1.9	68.96	65	1.06	11	12,12	15
WISEPC J101808.05-244557.7	154.533610(2.6)	-24.767531(2.6)	57667.84	83.0 ± 2.8	49.6 ± 1.1	-821.0 ± 1.0	21.17	25	0.84	15	0,0	31
WISE J102557.72+030755.7	156.488602(2.2)	3.131989(2.1)	57323.51	83.6 ± 2.3	-1203.0 ± 1.0	-143.6 ± 1.0	28.23	43	0.65	24	0,0	21
CFBDS J102841.01+565401.9	157.171642(2.5)	56.900357(2.3)	57259.03	46.6 ± 2.6	197.1 ± 1.2	-17.9 ± 1.0	39.40	45	0.87	25	0,0	19
2MASSW J1036530-344138	159.220852(7.0)	-34.696057(6.0)	57523.09	75.4 ± 3.5	-41.0 ± 2.4	-461.1 ± 2.1	61.34	61	1.00	9	12,12	58
WISE J103907.73-160002.9	159.781943(2.1)	-16.000967(2.0)	57249.83	54.2 ± 2.2	-199.8 ± 1.0	-121.2 ± 0.9	45.12	47	0.96	26	0,0	17
2MASS J10430758+2225236	160.780878(8.0)	22.423127(9.6)	57610.48	55.7 ± 5.0	-114.9 ± 3.1	-13.1 ± 3.7	71.44	61	1.17	9	12,12	16
SDSS J104335.08+121314.1	160.896243(7.7)	12.219606(7.2)	57614.12	63.1 ± 5.7	7.7 ± 2.8	-250.4 ± 2.8	30.03	61	0.49	9	12,12	17
WISE J105047.90+505606.2	162.698098(2.7)	50.934797(2.4)	58219.40	42.2 ± 2.7	-434.9 ± 1.8	-71.5 ± 1.5	45.39	39	1.16	22	0,0	11
WISE J105130.01-213859.7	162.875304(2.1)	-21.650122(2.1)	57321.04	64.0 ± 2.3	130.0 ± 1.0	-154.9 ± 0.9	82.14	43	1.91	24	0,0	26
WISE J105257.95-194250.2	163.242099(2.8)	-19.714614(2.8)	57922.49	64.9 ± 3.1	320.6 ± 1.8	-315.7 ± 1.5	19.18	21	0.91	13	0,0	31

Table 5
(Continued)

Object Name	R.A. at t_0 (deg(mas))	Decl. at t_0 (deg(mas))	t_0 MJD (day)	ϖ_{abs} (mas)	$\mu_{\text{R.A.}}$ (mas yr $^{-1}$)	$\mu_{\text{Decl.}}$ (mas yr $^{-1}$)	χ^2	ν	χ^2_{ν}	#Spitzer	#WISE	#Gaia
(1)	(2)	(3)	(4)	(5)	(6)	(7)	(8)	(9)	(10)	(11)	(12)	(13)
WISEA J105553.62−165216.5	163.971935(2.2)	−16.870689(2.1)	57427.85	71.7 ± 2.3	−1000.4 ± 1.0	417.7 ± 1.0	84.26	39	2.16	22	0,0	28
CWISE J105512.11+544328.3	163.799544(10.5)	54.724527(10.1)	57580.05	145.0 ± 14.7	−1518.7 ± 2.1	−222.7 ± 2.0	24.05	37	0.65	9	0,12	12
2MASS J1104012+195921	166.005599(6.6)	19.989927(7.3)	57616.50	59.1 ± 5.7	54.9 ± 2.4	125.0 ± 2.8	63.77	61	1.04	9	12,12	13
WISE J111239.24−385700.7	168.164941(4.7)	−38.949060(4.2)	57687.51	102.6 ± 3.7	671.5 ± 1.6	674.0 ± 1.5	35.54	39	0.91	10	0,12	93
WISE J112438.12−042149.7	171.157926(2.9)	−4.363702(2.5)	57340.54	59.4 ± 2.9	−569.3 ± 1.4	64.1 ± 1.2	23.68	43	0.55	24	0,0	18
SIMP J11322058−3809562	173.086824(7.9)	−38.166327(8.0)	57404.35	59.0 ± 3.5	177.9 ± 2.4	−155.2 ± 2.4	60.36	65	0.92	9	13,13	61
CWISE J113717.27−532007.9	174.322097(4.6)	−53.335547(4.9)	57521.83	47.6 ± 4.9	238.7 ± 1.4	−124.0 ± 1.4	27.33	37	0.73	8	0,13	162
WISE J113949.24−332425.1	174.954892(2.8)	−33.407144(2.8)	57928.60	28.3 ± 3.0	−104.2 ± 1.9	−51.1 ± 1.9	29.79	21	1.41	13	0,0	142
WISEA J114156.67−332635.5	175.484176(2.8)	−33.443308(2.8)	57928.92	104.0 ± 2.9	−910.9 ± 1.9	−76.4 ± 1.8	27.76	21	1.32	13	0,0	151
WISE J114340.22+443123.8	175.917804(3.8)	44.523266(4.4)	57936.96	32.6 ± 4.0	81.1 ± 4.0	−88.9 ± 3.3	16.67	21	0.79	13	0,0	7
WISEP J115013.88+630240.7	177.558965(2.8)	63.044112(2.3)	57159.28	121.4 ± 2.7	407.2 ± 1.1	−540.4 ± 0.9	25.40	49	0.51	27	0,0	9
ULAS J115239.94+113407.6	178.165234(2.5)	11.568659(2.3)	58254.13	56.7 ± 2.7	−488.2 ± 1.7	−35.6 ± 1.5	59.73	39	1.53	22	0,0	16
SDSS J115553.86+055957.5	178.972562(7.4)	5.999079(4.0)	57350.10	54.7 ± 6.4	−454.1 ± 2.2	−66.0 ± 1.0	35.62	65	0.54	11	12,12	9
SDSSp J120358.19+001550.3	180.986678(7.1)	0.262636(8.9)	57527.77	71.4 ± 4.9	−1217.4 ± 2.4	−283.2 ± 3.2	19.91	61	0.32	9	12,12	20
WISE J120604.38+840110.6	181.510437(2.2)	84.019183(2.0)	57158.53	84.7 ± 2.1	−577.5 ± 1.0	−263.1 ± 0.8	65.17	49	1.33	27	0,0	19
2MASS J1213033−043243	183.262300(4.7)	−4.545637(4.9)	57352.79	66.0 ± 5.2	−367.4 ± 1.3	−34.5 ± 1.4	31.94	65	0.49	11	12,12	10
SDSS J121440.95+631643.4	183.671853(6.0)	63.278779(4.8)	57419.99	55.8 ± 4.6	131.1 ± 1.8	22.0 ± 1.4	65.52	65	1.00	11	12,12	9
WISEPC J121756.91+162640.2	184.488710(3.8)	16.442057(2.7)	58058.35	107.4 ± 3.5	754.9 ± 1.2	−1249.8 ± 1.8	293.57	43	6.82	24	0,0	13
SDSS J121951.45+312849.4	184.963351(10.6)	31.480344(8.6)	57570.78	63.9 ± 7.2	−249.5 ± 3.8	−17.4 ± 3.2	52.03	65	0.80	9	13,13	7
WISEA J122036.38+540717.3	185.152201(5.2)	54.120783(3.6)	58017.58	47.6 ± 5.1	181.7 ± 4.5	−322.0 ± 4.5	32.40	21	1.54	13	0,0	14
WISE J122152.28−313600.8	185.468814(2.1)	−31.599679(2.1)	57282.08	76.8 ± 2.2	590.9 ± 1.1	403.0 ± 1.0	50.18	45	1.11	25	0,0	39
WISE J122558.86−101345.0	186.495053(2.3)	−10.229728(2.2)	57333.53	39.4 ± 2.3	−160.6 ± 1.1	−332.7 ± 1.0	47.57	45	1.05	25	0,0	15
2MASS J12314753+0847331	187.942429(4.4)	8.787544(3.7)	57862.84	70.6 ± 4.4	−1178.7 ± 2.4	−1044.0 ± 2.9	11.95	23	0.52	14	0,0	9
CWISEP J124138.41−820051.9	190.410770(20.5)	−82.014242(19.3)	57836.79	69.1 ± 3.8	280.0 ± 8.4	−20.8 ± 7.8	77.80	37	2.10	9	0,12	105
WISE J124309.61+844547.8	190.777710(2.8)	84.762231(2.8)	57877.19	54.5 ± 3.1	−531.9 ± 1.8	−524.0 ± 1.8	43.93	21	2.09	13	0,0	33
WISE J125015.56+262846.9	192.563971(30.1)	26.478708(24.1)	57526.91	61.1 ± 5.9	−480.4 ± 10.7	−570.6 ± 8.3	48.31	61	0.79	9	12,12	15
WISE J125448.52−072828.4	193.702040(3.9)	−7.474871(3.4)	57868.24	45.6 ± 3.9	2.9 ± 3.2	−129.6 ± 2.3	15.72	21	0.74	13	0,0	18
WISE J125715.90+400854.2	194.316970(8.3)	40.148605(3.4)	57921.99	53.8 ± 5.8	303.2 ± 5.6	170.3 ± 2.4	9.98	21	0.47	13	0,0	10
VHS J125804.89−441232.4	194.520761(2.8)	−44.209315(2.8)	57824.89	67.0 ± 2.9	135.8 ± 1.8	−151.7 ± 1.8	30.93	21	1.47	13	0,0	123
WISE J130141.62−030212.9	195.423723(4.5)	−3.037427(2.8)	57879.36	54.5 ± 4.5	229.2 ± 3.2	−299.3 ± 2.0	17.35	21	0.82	13	0,0	19
WISE J131833.98−175826.5	199.640853(2.2)	−17.973998(2.0)	57181.71	63.5 ± 2.2	−526.2 ± 1.0	0.9 ± 1.0	64.85	49	1.32	27	0,0	27
PSO J201.0320+19.1072	201.031798(14.8)	19.107064(16.6)	57405.04	42.5 ± 5.1	−107.8 ± 4.6	−99.9 ± 5.1	60.12	65	0.92	9	13,13	9
2MASS J13243559+6358284	201.144281(6.3)	63.974174(6.1)	57529.71	99.7 ± 5.6	−364.4 ± 2.2	−72.4 ± 2.1	48.89	63	0.77	10	12,12	15
SDSSp J132629.82−003831.5	201.623104(9.2)	−0.642599(8.9)	57413.04	49.4 ± 5.2	−232.5 ± 2.9	−100.3 ± 2.9	44.94	65	0.69	9	13,13	13
WISEA J133300.03−160754.4	203.249437(3.5)	−16.132061(2.9)	57836.32	52.8 ± 3.5	−329.0 ± 1.9	−131.9 ± 1.6	32.50	21	1.54	13	0,0	20
SDSS J135852.68+374711.9	209.719370(20.8)	37.784993(19.0)	57467.12	53.2 ± 5.6	−38.6 ± 6.7	−463.5 ± 6.1	80.95	63	1.28	9	12,13	18
WISE J140035.40−385013.5	210.147455(4.5)	−38.837516(4.6)	57503.23	61.7 ± 3.6	−15.2 ± 1.5	−231.0 ± 1.4	73.74	63	1.17	10	12,12	96
WISEPC J140518.40+553421.4	211.320620(2.7)	55.572896(2.2)	57249.47	158.2 ± 2.6	−2334.8 ± 1.2	226.8 ± 1.0	23.31	45	0.51	25	0,0	12
CWISE J141127.70−481153.4	212.865225(29.5)	−48.198347(28.1)	57737.84	58.2 ± 4.7	−354.5 ± 10.8	−336.8 ± 10.1	31.73	33	0.96	7	0,12	249
VHS J143311.46−083736.3	218.297149(2.7)	−8.627103(2.9)	57575.68	56.5 ± 2.8	−300.0 ± 1.2	−210.4 ± 1.5	25.44	25	1.01	15	0,0	34
WISEPA J143602.19−181421.8	219.009052(2.0)	−18.239562(1.9)	57150.28	50.9 ± 2.0	−71.4 ± 0.9	−92.1 ± 0.9	64.52	49	1.31	27	0,0	34
WISE J144806.48−253420.3	222.027156(2.0)	−25.573457(2.0)	57240.72	54.8 ± 2.1	132.2 ± 1.0	−745.5 ± 1.0	78.15	45	1.73	25	0,0	67
WISE J150115.92−400418.4	225.317599(2.1)	−40.072524(2.1)	58169.67	72.8 ± 2.3	366.7 ± 1.3	−342.7 ± 1.3	51.92	39	1.33	22	0,0	198
PSO J226.2599−28.8959	226.260163(4.1)	−28.896742(4.1)	57500.87	42.5 ± 3.5	101.3 ± 1.3	−432.8 ± 1.2	69.00	63	1.09	10	12,12	96
WISE J151721.13+052929.3	229.337830(2.9)	5.491797(2.9)	57833.97	47.9 ± 3.0	−60.3 ± 2.0	189.2 ± 2.3	22.30	21	1.06	13	0,0	33

Table 5
(Continued)

Object Name	R.A. at t_0 (deg(mas))	Decl. at t_0 (deg(mas))	t_0 MJD (day)	ϖ_{abs} (mas)	$\mu_{\text{R.A.}}$ (mas yr $^{-1}$)	$\mu_{\text{Decl.}}$ (mas yr $^{-1}$)	χ^2	ν	χ^2_{ν}	#Spitzer	#WISE	#Gaia
(1)	(2)	(3)	(4)	(5)	(6)	(7)	(8)	(9)	(10)	(11)	(12)	(13)
WISEPC J151906.64+700931.5	229.778957(3.1)	70.157986(2.2)	57213.77	78.5 ± 2.6	318.3 ± 1.3	-501.5 ± 0.9	31.06	45	0.69	25	0,0	22
SDSS J152039.82+354619.8	230.167284(7.4)	35.770834(6.9)	57256.43	73.6 ± 5.7	314.9 ± 2.1	-377.9 ± 1.7	101.87	69	1.47	11	13,13	12
WISE J152305.10+312537.6	230.771434(3.3)	31.426212(3.3)	57577.50	65.0 ± 3.5	95.1 ± 1.8	-513.8 ± 1.7	15.66	25	0.62	15	0,0	19
2MASS J1526140+204341	231.557286(7.4)	20.726269(8.0)	57545.73	56.3 ± 4.5	-210.9 ± 2.5	-370.0 ± 2.7	47.49	61	0.77	9	12,12	25
SDSS J153453.33+121949.2	233.722751(7.7)	12.330225(6.7)	57551.92	41.1 ± 4.0	174.1 ± 2.6	-37.3 ± 2.3	133.74	61	2.19	9	12,12	27
CWISEP J153859.39+482659.1	234.747797(37.9)	48.449285(38.7)	57652.17	48.3 ± 6.0	69.0 ± 13.0	-470.0 ± 13.2	59.03	37	1.59	8	0,13	17
WISEPA J154151.66-225025.2	235.463692(2.0)	-22.840586(1.9)	57153.85	166.9 ± 2.0	-902.8 ± 0.9	-91.4 ± 0.9	55.22	49	1.12	27	0,0	88
WISE J154214.00+223005.2	235.556133(2.7)	22.500649(2.9)	57975.26	84.3 ± 3.0	-977.3 ± 1.4	-392.5 ± 1.2	38.97	43	0.90	24	0,0	17
2MASS J15461461+4932114	236.562183(8.8)	49.533306(9.0)	57409.93	53.0 ± 4.4	163.2 ± 2.8	-713.1 ± 2.9	241.30	65	3.71	9	13,13	23
CWISEP J160835.01-244244.7	242.146147(24.5)	-24.712500(23.0)	57829.98	36.9 ± 3.7	295.5 ± 10.1	-45.9 ± 9.3	23.05	37	0.62	9	0,12	241
WISEPA J161215.94-342027.1	243.065771(2.6)	-34.342242(2.6)	57539.39	90.0 ± 2.7	-292.0 ± 1.0	-587.5 ± 1.0	38.18	25	1.52	15	0,0	319
WISEPA J161441.45+173936.7	243.673745(2.5)	17.659099(2.6)	57457.86	98.2 ± 2.7	550.6 ± 1.0	-477.1 ± 1.0	21.22	27	0.78	16	0,0	36
2MASS J16150413+1340079	243.768603(2.0)	13.667277(2.0)	57210.50	55.4 ± 2.1	285.9 ± 0.9	-329.9 ± 1.0	44.32	47	0.94	26	0,0	42
SIMP J1619275+031350	244.864949(8.6)	3.229433(9.0)	57589.50	44.9 ± 3.3	61.8 ± 3.0	-306.1 ± 3.1	457.05	63	7.25	10	12,12	52
WISEPA J162208.94-095934.6	245.537308(2.5)	-9.992965(2.5)	57465.57	37.3 ± 2.6	41.1 ± 0.9	-10.7 ± 0.9	35.30	27	1.30	16	0,0	67
WISEA J162341.27-740230.4	245.920961(7.4)	-74.042480(7.3)	57640.95	50.6 ± 3.1	-133.8 ± 2.6	-390.9 ± 2.6	207.84	65	3.19	11	12,12	194
PSO J247.3273+03.5932	247.327749(3.6)	3.592966(3.6)	57574.12	81.2 ± 3.0	233.9 ± 1.2	-147.0 ± 1.1	91.06	67	1.35	12	12,12	67
SDSS J163022.92+081822.0	247.595286(4.0)	8.305705(3.4)	57499.56	55.8 ± 3.4	-63.1 ± 1.0	-107.2 ± 0.9	62.13	69	0.90	13	12,12	52
WISEA J163932.75+184049.4	249.885376(25.1)	18.680308(18.7)	57824.18	61.9 ± 4.7	-542.8 ± 10.2	74.9 ± 7.7	35.88	37	0.97	9	0,12	52
WISE J163940.86-684744.6	249.922582(2.1)	-68.798903(2.1)	57346.60	219.6 ± 2.3	578.1 ± 1.1	-3107.5 ± 1.1	57.96	43	1.34	24	0,0	344
WISEPA J165311.05+444423.9	253.295757(3.7)	44.739088(3.7)	57198.24	79.1 ± 3.8	-74.7 ± 1.9	-395.2 ± 1.5	11.93	47	0.25	26	0,0	13
WISE J165842.56+510335.0	254.676516(4.2)	51.059207(5.2)	57565.02	33.4 ± 3.4	-282.8 ± 1.4	-289.9 ± 1.7	74.99	67	1.11	12	12,12	26
CWISE J170127.12+415805.3	255.362852(7.1)	41.968399(6.3)	57770.84	38.3 ± 4.0	-191.9 ± 2.7	428.0 ± 2.5	35.76	37	0.96	9	0,12	36
WISE J170745.85-174452.5	256.941368(2.9)	-17.747953(2.9)	57535.51	86.0 ± 2.8	173.3 ± 0.9	-8.9 ± 0.9	175.58	73	2.40	15	12,12	130
WISEPA J171104.60+350036.8	257.768816(1.7)	35.010103(1.8)	57584.13	43.3 ± 1.9	-157.6 ± 0.6	-76.3 ± 0.6	244.29	71	3.44	38	0,0	42
PSO J258.2413+06.7612	258.241013(7.2)	6.761001(7.7)	57659.56	36.2 ± 3.0	-196.5 ± 2.7	-108.4 ± 2.8	526.99	67	7.86	12	12,12	108
WISEPA J171717.02+612859.3	259.320958(2.7)	61.483116(3.2)	57520.68	43.9 ± 2.9	82.3 ± 1.1	-35.0 ± 1.6	46.49	25	1.86	15	0,0	19
WISE J172134.46+111739.4	260.393381(2.8)	11.294536(2.8)	57868.33	50.4 ± 2.9	-91.1 ± 1.8	132.2 ± 1.8	22.99	21	1.09	13	0,0	110
WISEA J173453.90-481357.9	263.724282(6.3)	-48.233188(6.4)	57667.51	37.9 ± 2.9	-126.5 ± 2.4	-230.0 ± 2.4	47.59	67	0.71	12	12,12	258
WISEA J173551.56-820900.3	263.961506(2.8)	-82.150644(3.1)	57851.28	76.1 ± 3.2	-253.9 ± 1.6	-266.4 ± 1.6	32.39	21	1.54	13	0,0	104
WISEPA J173835.53+273258.9	264.648568(1.9)	27.549203(2.0)	57094.49	130.9 ± 2.1	337.1 ± 0.8	-343.4 ± 0.8	89.46	51	1.75	28	0,0	53
WISE J173859.27+614242.1	264.746989(3.6)	61.712104(4.0)	57354.17	44.5 ± 3.0	23.0 ± 1.0	259.1 ± 1.2	97.32	119	0.81	12	25,25	28
WISE J174102.78-464225.5	265.261478(5.5)	-46.707769(5.7)	57669.00	50.5 ± 2.9	-29.2 ± 2.1	-356.5 ± 2.1	62.94	67	0.94	12	12,12	177
WISE J174303.71+421150.0	265.765531(4.0)	42.196246(4.0)	57593.30	59.2 ± 3.3	27.6 ± 1.2	-513.8 ± 1.3	91.95	67	1.37	12	12,12	44
2MASS J17461199+5034036	266.551996(5.3)	50.567706(5.2)	57643.41	50.9 ± 3.1	287.5 ± 1.9	19.7 ± 1.8	46.46	65	0.71	11	12,12	35
WISE J174640.78-033818.0	266.669743(3.5)	-3.638490(3.5)	57469.86	39.8 ± 3.6	-35.2 ± 1.0	-112.8 ± 0.9	39.85	37	1.07	9	0,12	111
WISEA J175328.55-590447.6	268.368270(24.3)	-59.080430(23.1)	57853.73	60.2 ± 3.7	-138.8 ± 10.0	-302.2 ± 9.4	27.48	37	0.74	9	0,12	161
2MASSJ17545447+1649196	268.727516(8.1)	16.821483(8.3)	57656.92	74.0 ± 3.1	120.1 ± 3.1	-147.4 ± 3.1	122.85	67	1.83	12	12,12	165
WISE J175510.28+180320.2	268.792128(3.8)	18.055655(3.8)	57603.96	53.6 ± 3.1	-421.2 ± 1.3	14.6 ± 1.2	386.17	69	5.59	13	12,12	135
WISEPA J180435.40+311706.1	271.146832(2.5)	31.285127(2.6)	57471.63	62.2 ± 2.7	-254.1 ± 0.9	2.9 ± 0.9	35.51	27	1.31	16	0,0	72
WISE J180952.53-044812.5	272.468799(7.2)	-4.804286(6.8)	57669.83	49.2 ± 2.9	-54.0 ± 2.7	-402.3 ± 2.5	131.10	67	1.95	12	12,12	176
WISE J181243.14+200746.4	273.179658(2.7)	20.128523(2.7)	57717.92	48.2 ± 2.8	2.9 ± 0.9	-539.6 ± 1.2	47.64	23	2.07	14	0,0	118
WISE J181329.40+283533.3	273.371944(2.0)	28.591529(2.1)	57265.69	76.6 ± 2.2	-207.5 ± 0.9	-469.4 ± 0.9	44.00	45	0.97	25	0,0	129
WISEA J181849.59-470146.9	274.706867(24.2)	-47.030658(22.5)	57858.73	94.6 ± 3.9	-36.9 ± 10.1	-510.6 ± 9.2	351.33	37	9.49	9	0,12	160
WISEPA J182831.08+265037.8	277.131096(1.9)	26.844069(2.0)	57094.09	100.3 ± 2.0	1016.5 ± 0.8	169.3 ± 0.8	54.25	51	1.06	28	0,0	156

Table 5
(Continued)

Object Name	R.A. at t_0 (deg(mas))	Decl. at t_0 (deg(mas))	t_0 MJD (day)	ϖ_{abs} (mas)	$\mu_{\text{R.A.}}$ (mas yr $^{-1}$)	$\mu_{\text{Decl.}}$ (mas yr $^{-1}$)	χ^2	ν	χ^2_{ν}	#Spitzer	#WISE	#Gaia
(1)	(2)	(3)	(4)	(5)	(6)	(7)	(8)	(9)	(10)	(11)	(12)	(13)
CWISE J183207.94−540943.3	278.032942(28.8)	−54.162165(24.3)	57878.51	57.0 ± 4.3	−129.1 ± 11.6	−172.1 ± 9.7	54.25	37	1.46	9	0,12	171
WISEPA J184124.74+700038.0	280.352854(3.4)	70.011382(3.4)	57264.19	35.1 ± 3.5	−66.6 ± 0.8	537.1 ± 0.8	59.60	61	0.97	9	0,24	32
WISE J185101.83+593508.6	282.757707(3.0)	59.586404(3.0)	57434.90	54.3 ± 2.7	30.2 ± 0.9	426.5 ± 0.9	92.26	97	0.95	13	19,19	62
WISEA J190005.76−310810.9	285.024000(24.8)	−31.136980(21.5)	57922.90	42.5 ± 3.6	−43.5 ± 11.0	−312.5 ± 9.4	28.40	35	0.81	9	0,11	156
2MASS J19010601+4718136	285.276033(4.2)	47.305813(4.1)	57624.42	67.3 ± 3.4	122.9 ± 1.4	405.7 ± 1.4	67.59	67	1.00	12	12,12	96
WISE J191915.54+304558.4	289.815624(5.8)	30.767021(6.5)	57705.19	62.5 ± 3.3	384.6 ± 2.3	419.7 ± 2.5	91.74	61	1.50	11	11,11	164
2MASS J19251275+0700362	291.303371(7.2)	7.011096(7.0)	57700.93	94.5 ± 3.2	51.1 ± 2.8	206.2 ± 2.8	80.67	61	1.32	11	11,11	256
CWISE J192636.29−342955.7	291.651234(4.8)	−34.498916(4.3)	57799.88	51.6 ± 3.9	85.1 ± 1.5	−193.4 ± 1.4	35.82	35	1.02	9	0,11	157
WISE J192841.35+235604.9	292.171706(1.7)	23.935048(1.8)	57623.03	154.9 ± 1.8	−247.5 ± 0.7	239.0 ± 0.7	36.28	63	0.57	34	0,0	252
WISEA J193054.55−205949.4	292.725194(23.9)	−20.999130(18.2)	57916.15	106.3 ± 4.9	−1047.5 ± 10.2	−1075.9 ± 8.0	33.00	35	0.94	9	0,11	152
CWISEP J193518.59−154620.3	293.827684(25.2)	−15.772363(25.1)	57939.58	69.3 ± 3.8	290.2 ± 11.6	43.1 ± 11.5	18.33	33	0.55	9	0,10	157
WISENF J193656.08+040801.2	294.232524(19.9)	4.131561(20.1)	58108.70	113.9 ± 3.8	−428.6 ± 11.4	−1102.1 ± 11.5	81.99	19	4.31	8	0,4	202
WISE J195500.42−254013.9	298.752234(2.0)	−25.670878(2.0)	57265.27	37.4 ± 2.1	346.1 ± 0.9	−257.8 ± 0.9	72.19	43	1.67	24	0,0	136
WISEPA J195905.66−333833.7	299.773586(1.9)	−33.642980(1.9)	57103.36	83.9 ± 2.0	−4.7 ± 0.8	−200.7 ± 0.8	48.93	51	0.95	28	0,0	82
WISE J200050.19+362950.1	300.209094(2.0)	36.497796(2.1)	57255.66	133.4 ± 2.2	6.1 ± 0.9	372.8 ± 0.9	16.52	45	0.36	25	0,0	88
WISE J200520.38+542433.9	301.331665(2.6)	54.407888(2.6)	57552.67	53.9 ± 2.7	−1156.2 ± 1.0	−904.4 ± 1.0	27.33	25	1.09	15	0,0	144
WISE J200804.71−083428.5	302.020104(3.7)	−8.574862(3.6)	57500.44	57.8 ± 3.3	304.6 ± 1.2	−156.3 ± 1.2	82.18	65	1.26	11	12,12	132
CWISEP J201146.45−481259.7	302.943925(25.0)	−48.216745(23.7)	57926.22	71.0 ± 3.7	72.4 ± 11.0	−402.8 ± 10.5	49.91	35	1.42	9	0,11	96
CWISE J201221.32+701740.2	303.088893(5.0)	70.294501(5.1)	57496.33	46.6 ± 5.0	−11.3 ± 1.4	−86.4 ± 1.7	77.69	35	2.22	7	0,13	40
WISE J201546.27+664645.1	303.942916(2.1)	66.779662(2.0)	57226.81	39.6 ± 2.1	290.2 ± 0.9	429.7 ± 0.9	93.53	43	2.17	24	0,0	82
WISEA J201748.74−342102.6	304.453629(2.8)	−34.350314(2.8)	57881.14	47.2 ± 2.9	190.5 ± 1.5	284.4 ± 1.5	34.06	21	1.62	13	0,0	80
WISE J201920.76−114807.5	304.837075(2.6)	−11.802171(2.6)	57635.08	79.9 ± 2.7	354.0 ± 1.1	−55.7 ± 1.1	23.55	25	0.94	15	0,0	75
WISE J203042.79+074934.7	307.679459(6.6)	7.826090(6.0)	57591.67	103.3 ± 3.5	664.5 ± 2.4	−108.6 ± 2.2	60.30	61	0.98	9	12,12	148
WISE J204356.42+622048.9	310.986202(6.0)	62.347773(5.6)	57648.40	37.5 ± 3.2	295.4 ± 2.2	488.6 ± 2.0	189.75	69	2.75	11	13,13	160
WISEPC J205628.90+145953.3	314.121593(1.9)	14.998858(1.9)	57130.44	140.8 ± 2.0	825.8 ± 0.8	528.8 ± 0.8	63.14	51	1.23	28	0,0	123
PSO J319.3102−29.6682	319.310489(7.2)	−29.668453(8.5)	57591.37	76.1 ± 3.5	149.2 ± 2.7	−168.1 ± 3.2	51.00	61	0.83	9	12,12	35
WISE J212100.87−623921.6	320.255042(6.5)	−62.656435(6.6)	57651.88	74.9 ± 3.2	382.7 ± 2.4	−256.9 ± 2.5	192.42	65	2.96	11	12,12	41
WISE J212321.92−261405.1	320.841215(3.9)	−26.234684(3.6)	57514.57	40.5 ± 3.3	58.0 ± 1.3	−23.1 ± 1.2	52.08	65	0.80	11	12,12	34
2MASS J21265916+7617440	321.761234(5.3)	76.299213(4.8)	57651.96	63.7 ± 3.0	768.0 ± 1.8	802.1 ± 1.7	43.94	67	0.65	12	12,12	78
2MASS J21373742+0808463	324.409034(5.7)	8.146582(5.7)	57609.35	70.1 ± 3.5	689.9 ± 2.1	82.3 ± 2.1	56.40	61	0.92	9	12,12	41
WISE J214155.85−511853.1	325.484604(4.0)	−51.315248(3.8)	57476.93	68.4 ± 3.7	705.8 ± 1.2	−259.5 ± 1.2	82.59	65	1.27	11	12,12	28
WISE J214706.78−102924.0	326.778468(2.3)	−10.490353(2.5)	58092.19	51.8 ± 2.4	96.5 ± 1.3	−143.2 ± 1.6	61.45	41	1.49	23	0,0	33
2MASS J21512543−0441000	327.857487(4.9)	−24.683544(3.8)	57540.73	37.6 ± 4.1	269.9 ± 1.6	−49.9 ± 1.2	49.40	63	0.78	10	12,12	26
2MASS J21522609+0937575	328.109861(3.6)	9.633273(3.2)	57420.86	51.3 ± 3.4	265.4 ± 1.0	143.8 ± 0.8	54.38	65	0.83	11	12,12	39
2MASS J21543318+5942187	328.636752(2.1)	59.703156(2.2)	57375.95	71.0 ± 2.3	−164.9 ± 0.7	−465.0 ± 0.7	398.99	93	4.29	23	13,13	225
WISEPC J215751.38+265931.4	329.464069(1.9)	26.991887(1.9)	57131.54	61.2 ± 2.0	67.9 ± 0.8	−98.3 ± 0.8	43.07	51	0.84	28	0,0	89
WISEA J215949.54−480855.2	329.957007(2.5)	−48.150396(2.4)	57159.72	73.9 ± 2.6	322.0 ± 1.2	−1238.4 ± 1.1	45.93	49	0.93	27	0,0	20
PSO J330.3214+32.3686	330.321532(9.7)	32.368686(10.4)	57626.61	37.7 ± 3.7	117.3 ± 3.6	64.2 ± 3.9	49.39	61	0.81	9	12,12	104
WISEA J220304.18+461923.4	330.770876(2.8)	46.322691(3.0)	57861.39	75.1 ± 3.4	1289.1 ± 3.3	−271.1 ± 3.2	35.40	21	1.68	13	0,0	331
WISE J220590.73+271143.9	332.275805(1.9)	27.193641(1.9)	57170.94	161.7 ± 2.0	1202.2 ± 0.8	−1365.4 ± 0.8	63.67	49	1.29	27	0,0	58
2MASS J22092183−2711329	332.340931(9.6)	−27.193113(11.5)	57603.74	39.0 ± 4.8	−6.6 ± 4.2	−150.5 ± 4.4	74.77	61	1.22	9	12,12	27
WISEPC J220922.10−273439.5	332.340951(3.6)	−27.578300(3.3)	57136.13	75.5 ± 3.6	−762.5 ± 1.7	−435.7 ± 1.5	15.46	49	0.31	27	0,0	12
WISEA J221140.53−475826.7	332.918547(3.0)	−47.974212(2.9)	57909.45	53.0 ± 3.3	−116.1 ± 2.3	−55.0 ± 1.7	18.45	21	0.87	13	0,0	22
WISE J221216.33−693121.6	333.072046(1.8)	−69.522691(1.8)	57562.45	80.6 ± 1.9	789.2 ± 0.7	−62.7 ± 0.7	120.85	65	1.85	35	0,0	41
2MASS J22153705+2110554	333.904694(7.8)	21.181255(8.2)	57624.43	57.6 ± 3.6	50.3 ± 2.9	−190.6 ± 3.1	82.01	61	1.34	9	12,12	53

Table 5
(Continued)

Object Name	R.A. at t_0 (deg(mas))	Decl. at t_0 (deg(mas))	t_0 MJD (day)	ϖ_{abs} (mas)	$\mu_{\text{R.A.}}$ (mas yr $^{-1}$)	$\mu_{\text{Decl.}}$ (mas yr $^{-1}$)	χ^2	ν	χ^2_{ν}	#Spitzer	#WISE	#Gaia
(1)	(2)	(3)	(4)	(5)	(6)	(7)	(8)	(9)	(10)	(11)	(12)	(13)
WISE J222055.31–362817.4	335.231035(2.0)	–36.471677(2.0)	57239.17	95.5 ± 2.1	290.1 ± 0.9	–97.1 ± 0.9	64.60	47	1.37	26	0,0	26
WISEA J223204.53–573010.4	338.020044(3.2)	–57.503112(3.2)	57725.29	51.7 ± 3.4	412.6 ± 1.8	–106.4 ± 1.6	29.14	23	1.26	14	0,0	20
WISE J223617.59+510551.9	339.075302(6.4)	51.098286(6.6)	57592.92	100.3 ± 3.6	729.3 ± 2.3	323.5 ± 2.3	308.11	65	4.74	9	13,13	157
WISE J223720.39+722833.8	339.334582(2.1)	72.475960(2.0)	57215.38	67.3 ± 2.2	–83.4 ± 0.9	–100.2 ± 0.9	42.42	43	0.98	24	0,0	98
WISEP J223937.55+161716.2	339.907080(3.8)	16.288118(4.1)	57515.62	39.9 ± 3.5	393.4 ± 1.1	232.7 ± 1.2	198.88	65	3.06	11	12,12	19
2MASS J22490917+3205489	342.292227(5.6)	32.096106(6.0)	57581.68	48.9 ± 3.4	695.5 ± 2.0	–173.8 ± 2.1	54.76	65	0.84	9	13,13	58
2MASS J22551861–5713056	343.825651(6.7)	–57.219544(5.7)	57596.48	81.8 ± 4.7	–216.7 ± 2.6	–270.8 ± 2.1	120.89	61	1.98	9	12,12	24
WISEPC J225540.74–311841.8	343.920315(3.4)	–31.312002(4.7)	57532.21	72.8 ± 3.5	301.9 ± 1.5	–173.0 ± 2.2	34.19	27	1.26	16	0,0	12
CWISEP J225628.97+400227.3	344.121593(70.3)	40.040903(50.6)	57718.07	101.8 ± 11.2	698.4 ± 26.0	–175.1 ± 18.8	32.76	33	0.99	6	0,13	71
WISE J230133.32+021635.0	345.388753(2.4)	2.276313(3.0)	57386.72	54.1 ± 2.5	–65.6 ± 1.2	–90.9 ± 1.5	38.23	41	0.93	23	0,0	14
WISEA J230228.66–713441.7	345.618905(3.1)	–71.578197(2.9)	57884.60	64.8 ± 3.3	–98.0 ± 2.0	24.0 ± 1.7	10.62	21	0.50	13	0,0	38
WISEPA J231336.40–803700.3	348.404285(2.2)	–80.617344(2.0)	57209.26	92.6 ± 2.2	282.4 ± 0.9	–405.9 ± 0.9	40.21	45	0.89	25	0,0	34
2MASS J23174712–4838501	349.448026(7.8)	–48.646994(5.5)	57606.70	53.3 ± 5.9	248.3 ± 2.9	66.3 ± 2.1	27.70	61	0.45	9	12,12	9
WISEPC J231939.13–184404.3	349.913218(2.6)	–18.734416(2.7)	57184.02	80.9 ± 2.7	76.7 ± 1.1	134.4 ± 1.1	44.00	49	0.89	27	0,0	8
ULAS J232035.28+144829.8	350.148046(4.7)	14.808563(4.6)	57508.54	42.0 ± 4.7	390.5 ± 1.5	118.0 ± 1.5	61.29	69	0.88	11	13,13	21
ULAS J232123.79+135454.9	350.349360(2.0)	13.914050(2.1)	57095.25	82.8 ± 2.1	77.5 ± 0.9	–570.0 ± 1.0	59.98	51	1.17	28	0,0	19
2MASS J23254530+4251488	351.438521(5.8)	42.862125(5.8)	57596.28	81.3 ± 3.5	–40.9 ± 2.0	–294.7 ± 2.1	138.00	65	2.12	9	13,13	24
ULAS J232600.40+020139.2	351.502301(2.9)	2.027614(2.9)	57895.55	45.6 ± 3.1	304.2 ± 1.9	71.3 ± 1.9	30.95	21	1.47	13	0,0	22
WISEPC J232728.75–273056.5	351.870343(5.8)	–27.515689(4.5)	57508.42	46.8 ± 5.5	292.5 ± 1.7	56.8 ± 1.3	55.42	65	0.85	11	12,12	9
WISE J233226.49–432510.6	353.110885(2.0)	–43.420058(2.0)	57172.43	61.1 ± 2.1	250.2 ± 0.8	–262.5 ± 0.9	54.63	49	1.11	27	0,0	25
2MASSI J2339101+135230	354.794443(15.3)	13.870292(14.9)	57584.47	51.2 ± 4.2	371.9 ± 5.6	–958.6 ± 5.4	315.39	65	4.85	9	13,13	33
WISEPA J234351.20–741847.0	355.965700(2.1)	–74.312765(2.1)	57217.16	60.9 ± 2.2	394.5 ± 0.9	186.7 ± 0.9	47.86	45	1.06	25	0,0	34
WISEPC J234446.25+103415.8	356.194542(2.7)	10.570929(2.1)	57971.07	68.0 ± 2.6	946.5 ± 1.3	–30.4 ± 1.0	45.14	43	1.05	24	0,0	21
PM J23492+3458B	357.312946(4.6)	34.981810(8.6)	57596.74	48.0 ± 3.9	0.7 ± 0.4	–110.4 ± 3.1	127.48	65	1.96	9	13,13	40
WISEA J235402.79+024014.1	358.512498(3.1)	2.669898(3.0)	57860.05	130.6 ± 3.3	503.5 ± 2.2	–399.5 ± 2.3	27.64	21	1.31	13	0,0	16
WISE J235716.49+122741.8	359.318824(2.9)	12.460512(2.8)	57865.41	61.9 ± 3.0	28.7 ± 2.3	–508.3 ± 2.0	26.51	21	1.26	13	0,0	28

Notes. The R.A. and decl. values are listed on the ICRS coordinate system, and the number in parentheses after each value is the uncertainty in milliarcseconds. The last three columns represent the number of Spitzer epochs ($\#_{\text{Spitzer}}$) and the number of unWISE epochs ($\#_{\text{WISE}}$; W1 is the first value and W2 is the second) used in the fits, along with the number of five-parameter Gaia DR2 stars used for the astrometric re-registration ($\#_{\text{Gaia}}$).

(This table is available in machine-readable form.)

Table 6
Parallax and Motion Fits for Objects with Low-quality Parallaxes

Object Name	R.A. at t_0 (deg(mas))	Decl. at t_0 (deg(mas))	t_0 MJD (day)	ϖ_{abs} (mas)	$\mu_{\text{R.A.}}$ (mas yr $^{-1}$)	$\mu_{\text{Decl.}}$ (mas yr $^{-1}$)	χ^2	ν	χ^2_{ν}	#Spitzer	#WISE	#Gaia
(1)	(2)	(3)	(4)	(5)	(6)	(7)	(8)	(9)	(10)	(11)	(12)	(13)
CWISE J002727.44–012101.7	6.864471(5.6)	–1.350482(5.2)	57678.42	54.2 ± 7.9	449.3 ± 2.6	57.1 ± 2.1	31.37	37	0.84	8	0,13	21
2MASS J0103320+193536	15.885101(9.0)	19.593484(9.1)	57418.12	35.9 ± 5.7	304.3 ± 2.9	18.7 ± 2.8	45.05	65	0.69	9	13,13	18
WISE J013525.64+171503.4	23.856286(5.4)	17.250637(5.4)	57370.55	65.3 ± 10.0	–366.9 ± 2.3	–244.3 ± 1.4	31.58	35	0.90	7	0,13	20
WISEPC J013836.59–032221.2	24.652649(8.9)	–3.373114(5.9)	57367.54	38.5 ± 6.4	116.5 ± 2.6	–311.8 ± 1.7	53.67	67	0.80	10	13,13	10
WISEPA J030533.54+395434.4	46.390408(3.5)	39.909622(3.5)	57459.66	28.9 ± 4.3	277.0 ± 1.1	6.5 ± 0.9	30.98	37	0.83	9	0,12	71
SDSS J032553.17+042540.1	51.470985(4.5)	4.427632(4.4)	57544.73	28.3 ± 4.8	–178.5 ± 1.2	–66.2 ± 1.2	33.15	35	0.94	8	0,12	13
WISEA J083011.95+283716.0	127.549578(114.9)	28.617508(74.3)	57762.10	90.6 ± 13.7	–233.3 ± 48.6	–2040.8 ± 29.9	20.37	29	0.70	6	0,11	18
SDSS J104409.43+042937.6	161.039137(9.8)	4.494191(9.4)	57617.81	39.7 ± 6.7	–41.8 ± 3.6	94.5 ± 3.7	32.68	61	0.53	9	12,12	17
CWISEP J104756.81+545741.6	161.985934(105.4)	54.961405(88.7)	57721.13	75.2 ± 12.8	–447.9 ± 41.7	–65.5 ± 35.2	55.75	31	1.79	6	0,12	14
CWISE J113833.47+721207.8	174.639190(4.7)	72.202187(5.5)	57430.40	40.7 ± 7.1	–484.2 ± 1.3	183.2 ± 1.3	29.14	37	0.78	9	0,12	12
2MASS J11582077+0435014	179.588998(9.7)	4.579811(10.7)	57523.92	39.2 ± 6.2	566.2 ± 3.4	–932.4 ± 3.8	58.80	61	0.96	9	12,12	16
2MASS J14075361+1241099	211.971842(7.9)	12.686334(9.1)	57417.99	48.7 ± 6.4	–340.2 ± 2.5	42.0 ± 2.8	39.38	65	0.60	9	13,13	14
CWISEP J144606.62–231717.8	221.526873(130.2)	–23.288846(67.6)	57750.21	95.6 ± 13.9	–796.1 ± 48.8	–913.0 ± 24.3	72.96	33	2.21	7	0,12	77
PSO J224.3820+47.4057	224.382315(9.7)	47.405506(11.1)	57361.31	49.4 ± 7.5	133.3 ± 3.0	–75.1 ± 3.4	43.07	67	0.64	10	13,13	10
CWISE J153347.50+175306.7	233.448007(6.0)	17.885094(4.7)	57657.10	51.3 ± 7.0	126.4 ± 2.0	–182.7 ± 1.5	30.78	35	0.88	8	0,12	19
WISE J154459.27+584204.5	236.246712(10.8)	58.700516(5.3)	57319.10	61.2 ± 8.2	–74.9 ± 2.8	–529.8 ± 1.6	30.25	39	0.77	9	0,13	10
WISEA J172907.10–753017.0	262.279884(51.0)	–75.505145(29.5)	57906.88	35.7 ± 5.7	58.5 ± 21.5	–159.8 ± 12.4	22.57	39	0.57	10	0,12	176
2MASS J23312378–4718274	352.849652(9.0)	–47.307957(6.7)	57322.69	56.5 ± 7.5	76.8 ± 2.3	–65.8 ± 1.8	55.75	67	0.83	12	12,12	9

Note. See the comments under Table 5 for additional information.

(This table is available in machine-readable form.)

Table 7
Astrometry for Objects with Poor-quality (or Unmeasurable) Parallaxes that Need Improvement

Object Name	R.A. at t_0 (deg(mas))	Decl. at t_0 (deg(mas))	t_0 MJD (day)	ϖ_{abs} (mas)	$\mu_{\text{R.A.}}$ (mas yr $^{-1}$)	$\mu_{\text{Decl.}}$ (mas yr $^{-1}$)	χ^2	ν	χ^2_{ν}	#Spitzer	#WISE	#Gaia
(1)	(2)	(3)	(4)	(5)	(6)	(7)	(8)	(9)	(10)	(11)	(12)	(13)
CWISE J004311.24−382225.0	10.796964(13.5)	−38.373645(7.0)	57624.29	38.1 ± 15.7	388.0 ± 3.5	59.1 ± 2.0	20.30	37	0.54	9	0,12	22
WISEU J004851.21+250814.9	12.213738(44.3)	25.137174(41.5)	57334.28	...	997.2 ± 13.2	−721.7 ± 11.9	28.65	24	1.19	2	0,12	22
2MASSW J0051107−154417	12.795312(9.0)	−15.738187(9.6)	57588.15	34.0 ± 6.6	65.2 ± 3.4	−29.2 ± 3.6	28.17	65	0.43	9	13,13	7
WISEA J013217.78−581825.9	23.075584(23.1)	−58.307239(26.6)	57906.21	27.2 ± 7.3	437.7 ± 9.2	−62.7 ± 11.1	25.90	37	0.70	9	0,12	25
CWISE J014837.51−104805.6	27.156400(9.6)	−10.801706(5.6)	57406.74	5.4 ± 49.3	−22.5 ± 10.6	−251.9 ± 4.3	41.69	33	1.26	6	0,13	9
CWISEP J021243.55+053147.2	33.181364(135.1)	5.529890(87.0)	57610.86	24.7 ± 16.3	−59.8 ± 45.0	57.0 ± 27.4	32.28	33	0.97	7	0,12	17
CWISEP J023842.60−133210.7	39.677455(168.2)	−13.536971(140.2)	57653.49	85.8 ± 21.4	−62.0 ± 58.2	−768.5 ± 44.6	59.55	29	2.05	8	0,9	15
WISEA J025756.40−265528.8	44.486076(74.8)	−26.924653(54.3)	57226.22	...	520.7 ± 18.7	98.9 ± 14.0	29.28	24	1.22	2	0,12	22
2MASS J03101401−2756452	47.557763(8.7)	−27.946173(7.3)	57459.65	29.5 ± 5.2	−122.3 ± 2.8	−51.7 ± 2.3	32.05	67	0.47	10	13,13	17
CWISEP J040235.55−265145.4	60.649091(67.7)	−26.863288(63.4)	57817.31	116.4 ± 20.5	767.0 ± 25.6	−532.9 ± 23.1	101.52	35	2.90	8	0,12	20
CWISE J042335.38−401929.5	65.897495(8.1)	−40.324872(7.1)	57664.64	−11.7 ± 6.9	−3.4 ± 2.4	−1.7 ± 2.3	33.98	35	0.97	8	0,12	15
CWISEP J042455.68+000221.4	66.232184(81.0)	0.039289(48.5)	57776.16	37.4 ± 11.7	183.1 ± 30.6	−100.2 ± 16.9	31.63	33	0.95	7	0,12	39
CWISE J044214.20−385515.7	70.559212(5.4)	−38.921020(8.0)	57602.53	−12.4 ± 4.9	2.6 ± 1.3	2.5 ± 2.3	32.06	33	0.97	7	0,12	22
CWISE J064223.54+042342.2	100.598022(8.6)	4.395140(8.6)	57395.12	...	144.7 ± 3.0	−134.4 ± 3.0	44.78	26	1.72	3	0,12	341
ULAS J074502.79+233240.3	116.260603(13.4)	23.543864(13.4)	57629.28	−12.3 ± 3.4	99.9 ± 5.3	−85.9 ± 5.3	4401	57	77.20	9	11,11	48
CWISEP J085938.95+534908.7	134.911948(102.7)	53.818871(70.8)	57759.66	46.9 ± 11.5	−215.6 ± 43.2	−327.8 ± 29.4	25.37	29	0.87	6	0,11	11
CWISE J091105.02+214645.1	137.770876(6.6)	21.779183(6.2)	57353.74	...	−104.4 ± 1.8	−658.8 ± 1.7	27.79	26	1.06	3	0,12	15
CWISEP J093852.89+063440.6	144.720858(108.5)	6.577415(68.1)	57730.01	67.9 ± 13.8	435.3 ± 43.3	−662.7 ± 26.2	36.68	31	1.18	6	0,12	9
CWISEP J094005.50+523359.2	145.022593(102.4)	52.566241(84.8)	57711.66	66.4 ± 12.2	−342.0 ± 40.4	−352.6 ± 32.5	19.44	31	0.62	6	0,12	18
CWISEP J100854.84+203136.6	152.228362(104.6)	20.526656(81.2)	57731.81	37.1 ± 15.1	−118.2 ± 41.2	−180.0 ± 30.9	32.86	31	1.06	6	0,12	12
CWISEP J102201.27+145520.2	155.504822(125.5)	14.922147(101.0)	57789.82	76.0 ± 16.4	−567.0 ± 53.0	−109.8 ± 40.1	21.50	33	0.65	7	0,12	14
WISEA J104051.77+450329.3	160.215919(49.2)	45.058069(46.0)	57897.03	18.8 ± 9.8	50.9 ± 23.8	−76.3 ± 21.8	19.48	33	0.59	9	0,10	14
ULAS J104355.37+104803.4	160.980885(4.1)	10.800692(3.0)	57937.76	22.0 ± 4.3	91.3 ± 2.6	−108.3 ± 1.7	24.95	21	1.18	13	0,0	12
CFBDS J111807−064016	169.528249(8.2)	−6.669034(11.6)	57519.99	1.4 ± 5.2	−197.7 ± 2.8	−38.5 ± 4.1	47.00	61	0.77	9	12,12	23
CWISE J113019.19−115811.3	172.579934(6.8)	−11.969837(8.2)	57277.57	...	−559.0 ± 1.8	411.0 ± 2.2	14.65	26	0.56	3	0,12	17
CWISE J114120.42−211024.5	175.334822(15.0)	−21.173499(16.9)	57588.67	31.5 ± 52.5	−1001.0 ± 19.0	−113.8 ± 10.8	25.56	31	0.82	6	0,12	36
CWISE J120502.74−180215.5	181.261441(11.8)	−18.037635(7.0)	57287.56	...	−154.2 ± 3.0	56.8 ± 1.9	16.94	26	0.65	3	0,12	19
WISEA J125721.01+715349.3	194.333106(41.0)	71.896932(36.3)	57507.56	...	−928.1 ± 14.4	85.7 ± 12.5	28.08	26	1.08	3	0,12	15
ULAS J131943.77+120900.2	199.931750(7.7)	12.151928(10.1)	57406.20	7.8 ± 6.5	−129.1 ± 2.4	14.7 ± 3.2	54.98	65	0.84	9	13,13	14
CWISEP J135937.65−435226.9	209.906619(129.4)	−43.874321(74.1)	57747.85	45.3 ± 13.6	−369.5 ± 48.4	−230.9 ± 26.6	31.48	33	0.95	7	0,12	251
CWISEP J145837.91+173450.1	224.657708(56.5)	17.580592(46.5)	57705.35	1.3 ± 7.2	−476.5 ± 20.1	162.9 ± 16.6	59.67	35	1.70	8	0,12	27
WISEA J153429.75−104303.3	233.622084(174.9)	−10.721453(86.2)	57498.93	47.8 ± 14.3	−1324.4 ± 51.7	−2435.9 ± 24.8	37.40	17	2.20	5	0,6	56
WISEA J161940.51+134752.0	244.918914(31.2)	13.797778(24.7)	57881.70	−9.1 ± 4.3	28.8 ± 12.9	4.4 ± 10.5	55.61	39	1.42	10	0,12	34
WISE J201404.13+042408.5	303.516175(6.0)	4.402821(6.0)	57326.30	...	−611.3 ± 1.5	313.4 ± 1.5	26.43	26	1.01	3	0,12	122
WISEA J201833.67−141720.3	304.640375(55.1)	−14.288722(39.8)	57767.31	47.3 ± 11.0	75.9 ± 23.9	140.1 ± 15.8	41.70	33	1.26	7	0,12	119
CWISEP J203821.53−064930.9	309.589591(120.7)	−6.825620(53.2)	57720.91	57.3 ± 18.2	−221.8 ± 48.9	−266.2 ± 20.7	29.88	31	0.96	6	0,12	88
CWISE J205701.64−170407.3	314.257055(18.1)	−17.068676(8.3)	57699.57	49.5 ± 72.3	342.1 ± 29.8	41.1 ± 9.5	50.43	33	1.52	7	0,12	44
CWISEP J210007.87−293139.8	315.033221(118.9)	−29.527825(60.1)	57719.73	43.8 ± 18.0	414.8 ± 48.3	−96.1 ± 23.0	49.78	31	1.60	6	0,12	49
WISEA J211456.86−180519.0	318.736060(68.9)	−18.089522(44.4)	57780.13	59.0 ± 10.7	−470.9 ± 29.3	−454.0 ± 17.7	48.29	33	1.46	7	0,12	36
CWISEP J213249.05+690113.7	323.204777(41.6)	69.020622(41.3)	57226.61	...	223.4 ± 10.9	159.4 ± 10.8	41.15	26	1.58	2	0,13	75

Table 7
(Continued)

Object Name	R.A. at t_0 (deg(mas))	Decl. at t_0 (deg(mas))	t_0 MJD (day)	ϖ_{abs} (mas)	$\mu_{\text{R.A.}}$ (mas yr $^{-1}$)	$\mu_{\text{Decl.}}$ (mas yr $^{-1}$)	χ^2	ν	χ^2_{ν}	#Spitzer	#WISE	#Gaia
(1)	(2)	(3)	(4)	(5)	(6)	(7)	(8)	(9)	(10)	(11)	(12)	(13)
CWISEP J213930.45+042721.6	324.877010(62.6)	4.455625(44.2)	57881.44	42.5 \pm 11.4	51.5 \pm 28.6	-514.8 \pm 19.9	50.13	29	1.72	6	0,11	51
CWISEP J223022.60+254907.5	337.593652(106.1)	25.818347(56.5)	57753.28	71.3 \pm 16.0	-570.3 \pm 42.0	-464.4 \pm 22.5	53.93	29	1.86	6	0,11	73
WISEA J224319.56-145857.3	340.831935(42.6)	-14.983549(55.1)	57537.45	...	329.9 \pm 14.4	-532.1 \pm 16.8	10.81	26	0.41	3	0,12	27
WISEA J225404.16-265257.5	343.518402(47.1)	-26.882706(59.4)	57534.90	...	614.5 \pm 16.6	10.0 \pm 19.7	29.89	26	1.15	3	0,12	21
2MASS J23440624-0733282	356.026048(10.5)	-7.558234(8.8)	57632.52	29.2 \pm 9.5	10.5 \pm 3.7	-85.4 \pm 3.5	63.72	61	1.04	9	12,12	8
CWISEP J235547.99+380438.9	358.950395(49.9)	38.077557(47.0)	57281.54	...	722.8 \pm 13.6	14.2 \pm 12.7	12.28	22	0.55	2	0,11	65
CWISEP J235644.78-481456.3	359.187270(52.8)	-48.249206(57.3)	57537.20	...	886.4 \pm 16.8	-35.0 \pm 18.5	46.08	26	1.77	3	0,12	14

Note. See the comments under Table 5 for additional information.

(This table is available in machine-readable form.)

CWISE J004143.77–401929.9 ($\beta = -40.44^\circ$)

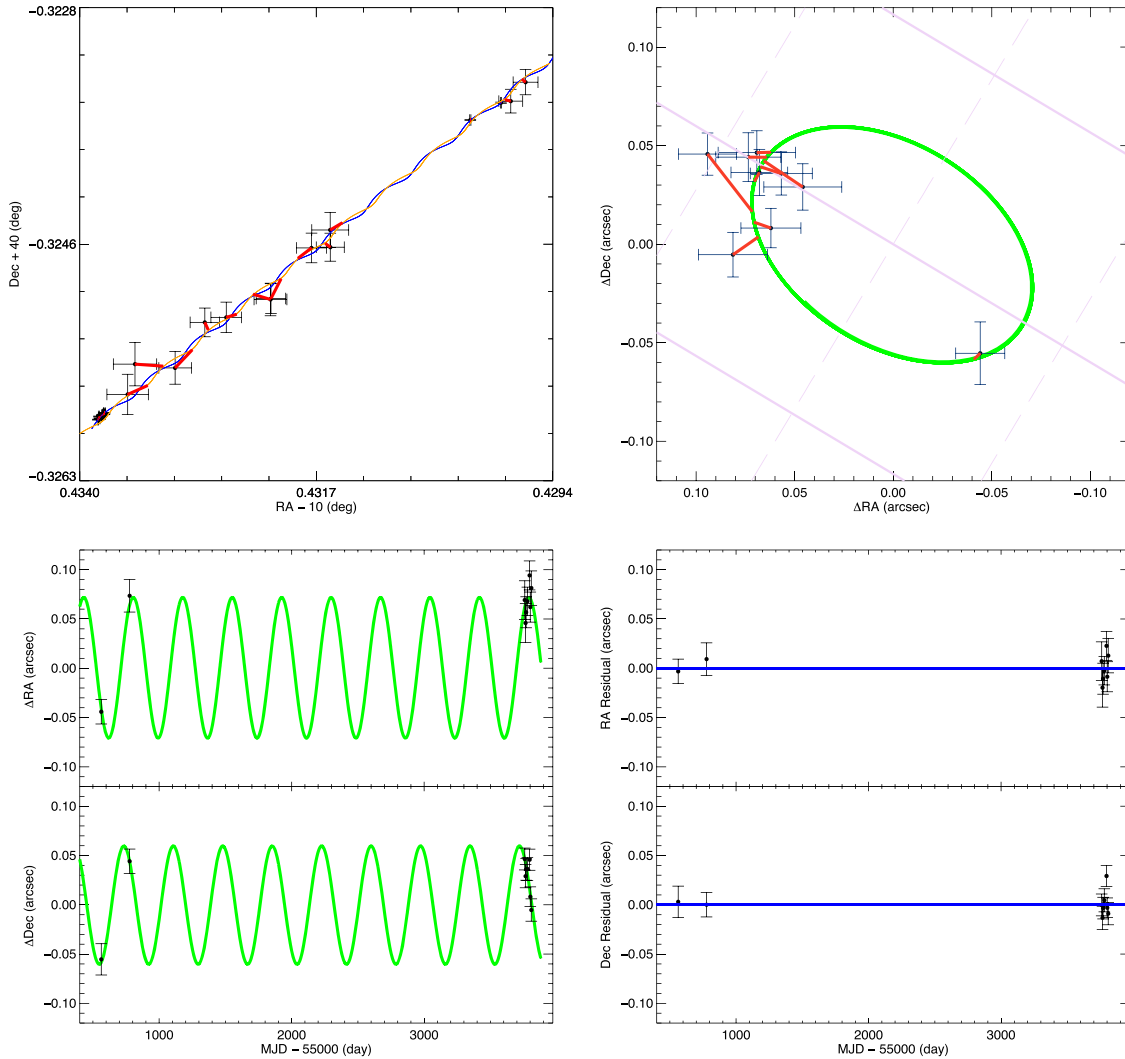


Figure 2. Example of a target whose astrometric fit uses both Spitzer and unWISE data. (Upper left) A square patch of sky showing the measured astrometry and its uncertainty at each epoch (black points with error bars) plotted in R.A. vs. decl. Points with small error bars are the Spitzer ch2 measurements; those with larger error bars are the WISE W1 and W2 measurements. Blue curve shows the best fit from the vantage point of Spitzer. Orange curve shows this same fit as seen from the vantage point of WISE. Red lines connect each observation to its corresponding time point along the best-fit curve. (Upper right) A square patch of sky centered at the mean equatorial position of the target. Green curve is the parallax fit, which is just the blue curve in the previous panel with the proper motion vector removed. For clarity, only the Spitzer astrometric points are shown, again with red lines connecting the time of the observation with its prediction. In the background is the ecliptic coordinate grid, with lines of constant β shown in solid pale purple and lines of constant λ shown in dashed pale purple. Grid lines are shown at $0''.1$ spacing. (Lower left) The change in R.A. and decl. as a function of time with the proper motion component removed. The parallax fit is again shown in green, and only the Spitzer astrometry is shown. (Lower right) The R.A. and decl. residuals from the fit as a function of time. As with the lower left panel, only the Spitzer data are shown.

relative motions and this paper’s absolute motions behave around the celestial sphere. If we were to invent a coordinate system having the solar apex and antapex as its poles, then the difference between relative and absolute motions would be smallest toward the poles and largest at locations on the sphere 90° away from the poles—i.e., along this coordinate system’s equator, where the solar motion is reflected in an apparent “streaming” motion of the background stars. The solar apex is located toward (R.A., decl.) = $(18^{\text{h}}28^{\text{m}}, +30^\circ)$, meaning that this invented coordinate system is within 30° of orthogonal to the equatorial system.

This means that the differences between relative and absolute motions will be near zero at the apex (R.A. $\approx 277^\circ$) and antapex (R.A. $\approx 97^\circ$). Likewise, the relative proper motions will be maximally too high relative to the absolute

ones near R.A. = 7° (where the true motion and reflex solar motion add constructively) and maximally too low near R.A. = 187° (where they add destructively). This is the same qualitative behavior exhibited in the middle panel of Figure 4. The uncorrected solar reflex motion itself will be a more constant offset along decl., and the difference between relative and absolute motions in decl. will be negative because the solar apex lies north of the celestial equator. The bottom panel in Figure 4 qualitatively shows this behavior, too.

4.2. Comparison to Gaia Results

At the time objects were chosen for Spitzer program 14000, Gaia DR2 had not yet been released and the magnitude limit at which Gaia astrometry could be reliably measured was still

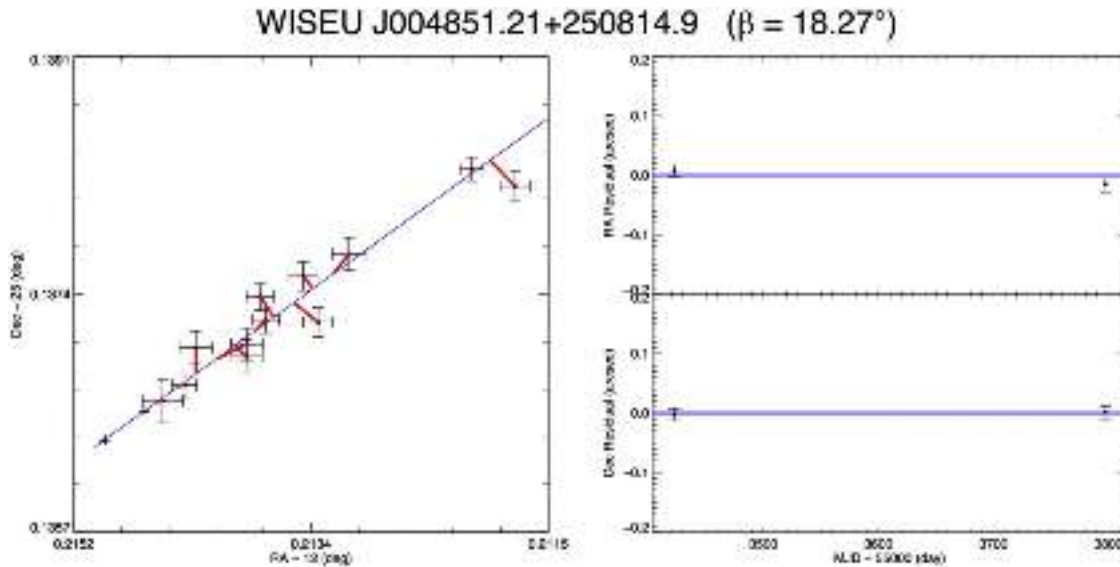


Figure 3. Example of a target whose astrometric fit uses both Spitzer and unWISE data, but for which a parallactic fit could not be attempted. (Left) A square patch of sky showing the measured astrometry and its uncertainty at each epoch (black points with error bars) plotted in R.A. vs. decl. Points with small error bars are the Spitzer ch2 measurements; those with larger error bars are the WISE W1 and W2 measurements. Blue curve shows the best proper motion fit. Red lines connect each observation to its corresponding time point along the best-fit curve. (Right) The R.A. and decl. residuals from the fit as a function of time. Only the Spitzer data are shown, since the error bars of the WISE points would otherwise dominate the plot.

unclear. Making a conservative guess resulted in an overlap of 25 objects that, fortunately, now enables a direct comparison to Gaia (Figure 5). As all three panels of the figure illustrate, the differences between our measured absolute astrometry and that of Gaia are only marginally significant, those differences falling at the 0.8σ (where σ refers to the combined value; $\Delta\varpi_{\text{abs}} = 2.8$ mas), 0.9σ ($\Delta\mu_{\alpha} = 2.7$ mas yr $^{-1}$), and 0.6σ ($\Delta\mu_{\delta} = -1.9$ mas yr $^{-1}$) levels for the top, middle, and bottom panels, respectively. These values of the significance would shrink even further if, for example, it were found that the Gaia astrometric uncertainties for objects this faint were underestimated. For reference, these 25 targets have Gaia G -band values between 19.1 and 20.9 mag and quoted parallax uncertainties between 0.4 and 2.1 mas, the latter of which are typically only 3–4 \times smaller than those we measure with Spitzer.

The objects whose Gaia parallaxes we are using for comparison in Figure 5 are among the reddest and faintest objects that Gaia can detect. We can test whether the offsets seen between Gaia and our Spitzer results are pointing to an issue with the Gaia parallaxes themselves by comparing other Gaia parallaxes to independent literature values. Figure 6 illustrates this using parallaxes from Dahn et al. (2002), Dieterich et al. (2014), Winters et al. (2015), and Bartlett et al. (2017). Most of these parallaxes were measured by ground-based CCD programs, with the exception of those from Winters et al. (2015), who presented weighted parallax results using ground-based astrometry measured from photographic plates, CCDs, and infrared arrays as well as astrometry from Hipparcos.⁴⁷ In our figure, care was taken not to double-count results, so any data from Winters et al. (2015) that were included in the other references were removed.

⁴⁷ We retained only those Winters et al. (2015) parallaxes built on *absolute* parallax values, so that no additional relative-to-absolute bias would be introduced.

These astrometric offsets with respect to Gaia are plotted as a function of apparent G_{RP} magnitude in the top panel of Figure 6. As G_{BP} is known to be systematically underestimated for the reddest objects in Gaia (Smart et al. 2019)—which in turn affects the $G_{BP} - G_{RP}$ color—we instead use absolute Gaia G -band magnitude in the bottom panel as a proxy for color. Colors like $B - R$ directly correlate with M_G (or M_V) magnitudes across M and L dwarf spectral types (Pecaut & Mamajek 2013; Dieterich et al. 2014). The two panels also show a small bias between these published parallax values and those of Gaia, and the bias has the same sign as that seen in the Spitzer-to-Gaia comparison in Figure 5. Moreover, the two panels in Figure 6 suggest that there is a tendency for this bias to increase with fainter apparent magnitude and/or redder color.

The cause for this bias, and whether it highlights an unknown issue with the faintest Gaia astrometry, is unknown. Smart et al. (2019) compared a larger list of previously published parallaxes to those of Gaia DR2 and also found a difference. They concluded that the discrepancy could be reconciled if either the uncertainties in the (heterogeneous) ground-based parallaxes or the Gaia uncertainties themselves were increased. Given that our new set of homogeneous Spitzer astrometry shows a discrepancy similar to that in previous ground-based measurements suggests that the Gaia uncertainties are underestimated.

4.3. Comparison of Spitzer+unWISE to Pure Spitzer Results

Above, we hypothesized that the small offset seen in the parallax differences with respect to Gaia would shrink if the Gaia uncertainties were found to be underestimated. Another possibility, which we will dispel here, is that our own measurement technique has introduced a small bias.

The Spitzer parallax measurements used in Figure 5 were supplemented with data from unWISE in order to extend the astrometric time baseline. These objects, although they are

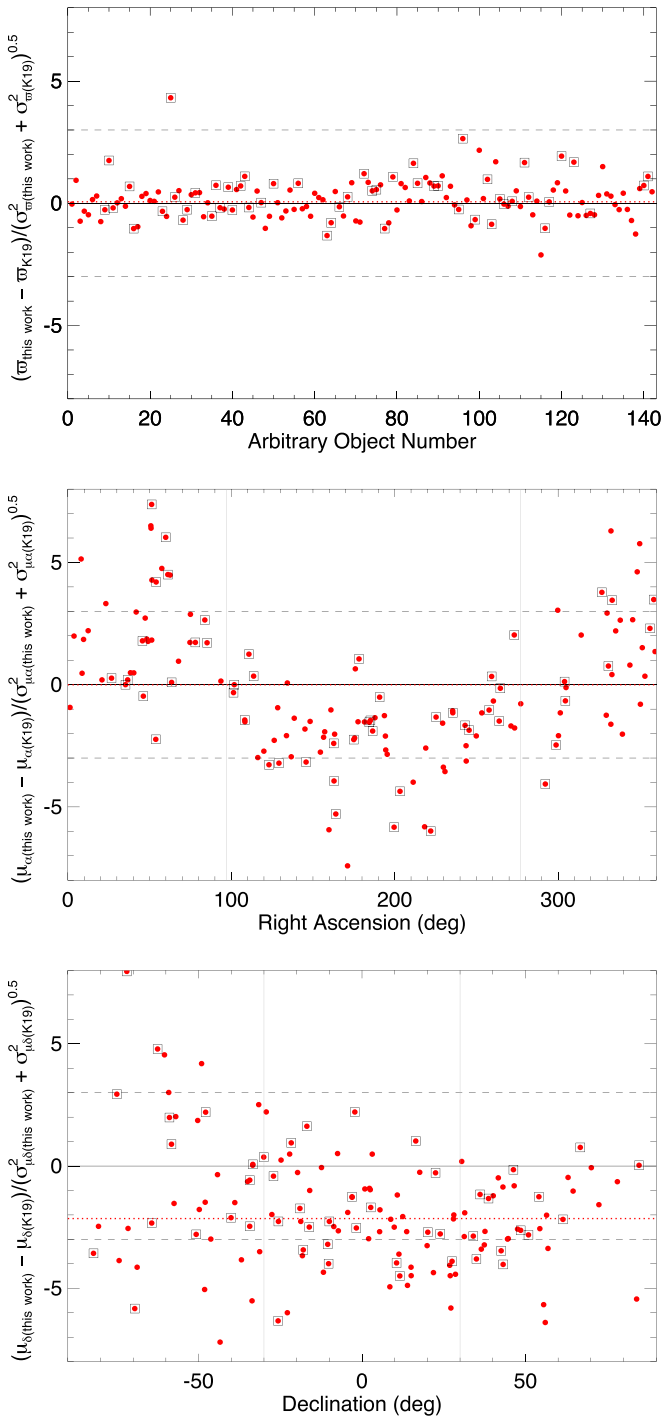


Figure 4. Comparison of astrometric results from this paper to those presented in Kirkpatrick et al. (2019a) (“K19” in the labels) for the 142 objects (red points) in common. The y-axis, which shows the difference between the measurements divided by the root-sum-square of the uncertainties in those measurements, indicates the discrepancy between the two values in units of the combined σ . Mean offsets along the y-axis are shown by the dotted red line; the dashed black lines show 3σ excursions. Vertical lines in the bottom two panels mark the R.A. and decl. values of the solar apex and antapex. Objects with χ^2_ν values of 1.5 or greater are marked by squares and are not included in the computation of the mean. For ease of comparison across figures, the vertical scale is kept constant for Figures 4–8.

among the faintest that Gaia can measure, are the brightest objects in the Spitzer program. For this reason, their high-S/N Spitzer data alone are sufficient to obtain quality parallaxes, so

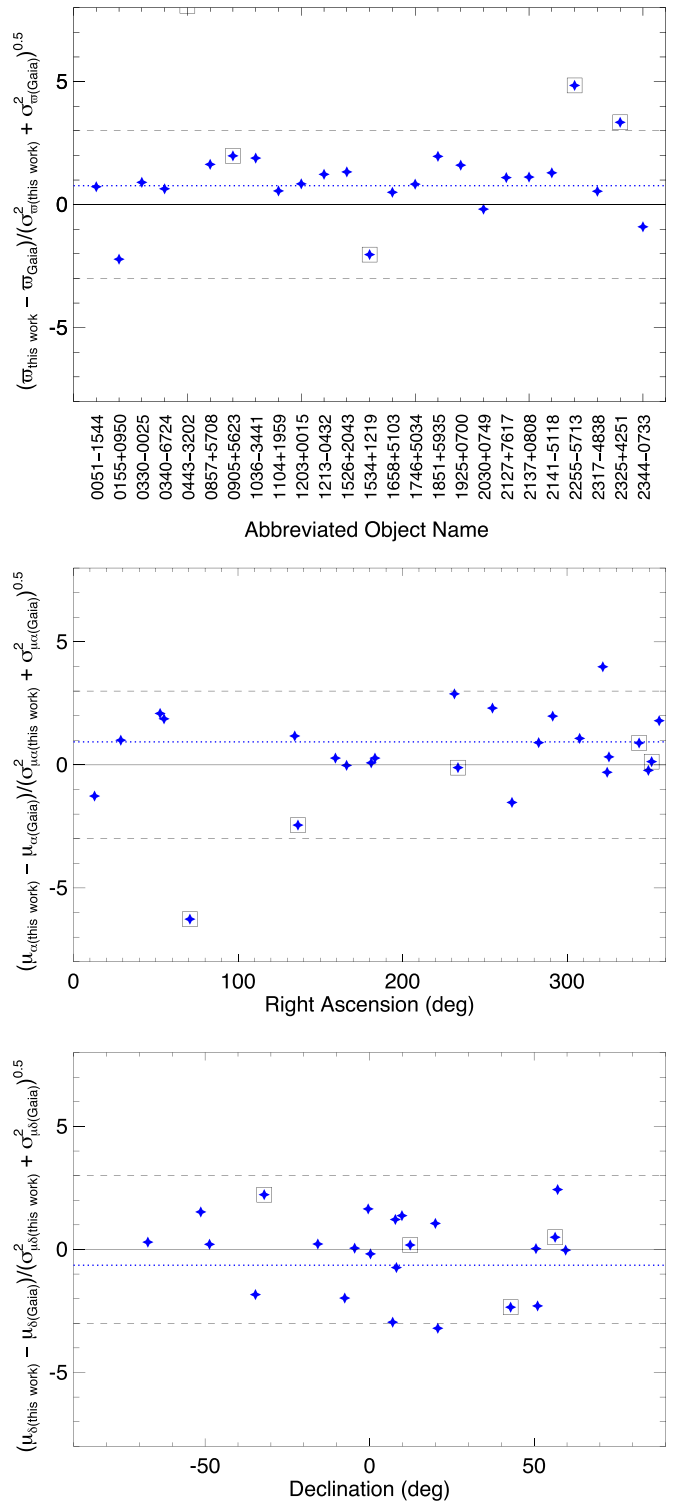


Figure 5. Comparison of the astrometric results from this paper to those presented in Gaia DR2 for the 25 objects (blue stars) in common. Mean offsets along the y-axis are shown by the dotted blue line; dashed black lines show 3σ excursions. Objects with χ^2_ν values of 1.5 or greater are marked by squares and are not included in the computation of the mean.

we have performed a special “Spitzer only” reduction to ascertain whether or not the inclusion of the unWISE data has led to a bias. A comparison of the reductions with and without the unWISE data is shown in Figure 7. As expected, no significant difference is present, a bias having been detected only at the 0.2σ level.

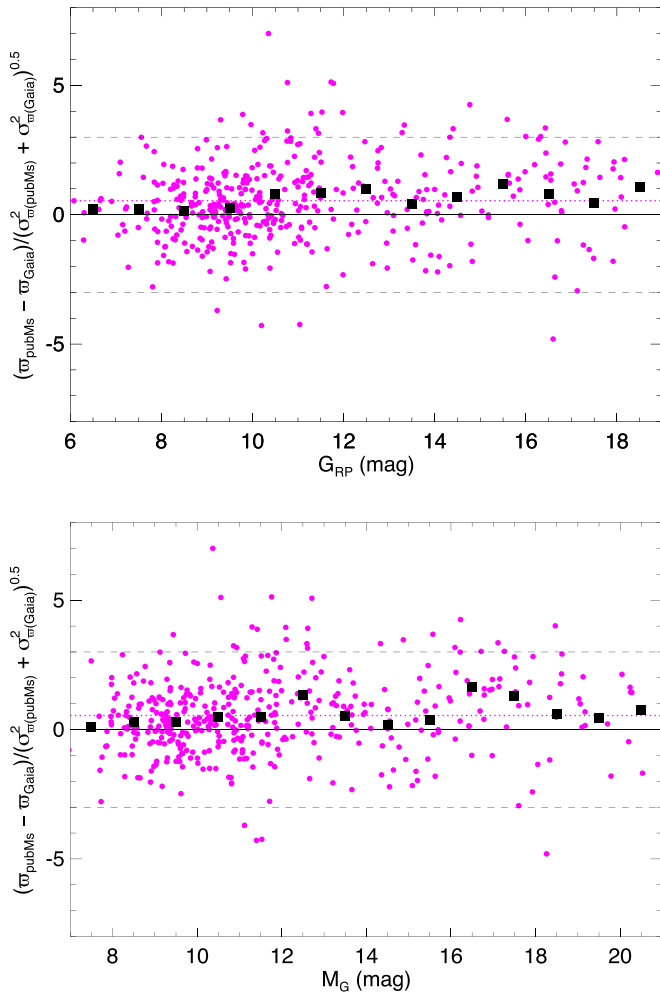


Figure 6. Comparison of the Gaia DR2 astrometric results to other published astrometry for a wider range of spectral types (M0 to L8) than that shown in Figure 5 (see also https://www.pas.rochester.edu/~emamajek/EEM_dwarf_UBVIJHK_colors_Teff.txt). Mean offsets along the y -axis are shown by the dotted magenta line; dashed black lines show 3σ excursions. Black squares show the median values along integral magnitude intervals in apparent G_{RP} magnitude (top panel) and absolute G magnitude (bottom panel). Trends suggest that the median offset increases with fainter apparent magnitude and with fainter absolute magnitude (which is used here as a proxy for color).

4.4. Comparison to Best et al. (2020)

As this paper was being written, the parallax compilation of Best et al. (2020) became available, allowing us to compare our Spitzer results to another independent set of astrometry. This comparison is shown in Figure 8. The offsets seen are at the 0.8σ ($\Delta\varpi_{\text{abs}} = 4.3$ mas), 0.5σ ($\Delta\mu_{\alpha} = 1.6$ mas yr $^{-1}$), and 0.4σ ($\Delta\mu_{\delta} = 1.1$ mas yr $^{-1}$) levels for the top, middle, and bottom panels, respectively. Whereas our Spitzer parallaxes are slightly larger (by 0.8σ) than those of Gaia, Best et al. (2020) find that their UKIRT parallaxes are slightly smaller (by 1.6σ) than those of Gaia. Curiously, Best et al. (2020) also conclude that either their parallax uncertainties or those of Gaia are underestimated, at least the third such case in the recent literature to suggest that Gaia astrometric uncertainties may be too small for L and T dwarfs.

5. Supporting Data

Distance is only one of the important quantities needed when characterizing sources for the mass function analysis.

Photometry across the optical through mid-infrared bands is needed to better assess the temperature of each source, which is needed when building a mass function that is tied to T_{eff} as the “observable” parameter. Spectroscopy is another powerful tool, and the most reliable one when assessing the small fraction of sources that have unusual features. These oddities complicate our ability to assign objects to the correct T_{eff} bins because their colors and spectral types follow relations that are different from the bulk of normal, single objects. For example, one oddity identifiable through spectroscopy is low metallicity, which may indicate an older subdwarf (e.g., Zhang et al. 2017). Another is low gravity, which may indicate that the object is unusually young because it has yet to contract to its final, equilibrium radius (e.g., Faherty et al. 2016). Yet another is unresolved binarity, particularly at the L/T transition where spectroscopic blending of features makes composite spectra easier to distinguish (e.g., Burgasser et al. 2010a). In the subsections that follow, we describe the data acquisition and reduction implemented for our photometric and spectroscopic follow-up campaigns. A compilation of our photometric, spectroscopic, and astrometric data is listed in Table A1, which is described in the Appendix.

5.1. Photometry

5.1.1. Facilities with 1–2.5 μm Capability

The large-area archives searched for existing data were the Two Micron All-Sky Survey (2MASS; Skrutskie et al. 2006), the various UKIRT-based surveys being done with the Wide-field Camera (WFCAM; Casali et al. 2007) as part of the UKIRT Infrared Deep Sky Survey (UKIDSS; Lawrence et al. 2007), and the various surveys being done with the Visible and Infrared Survey Telescope for Astronomy (VISTA; Emerson et al. 2006) using the VISTA Infrared Camera (VIRCAM; Dalton et al. 2006). The WFCAM archives searched were those of the UKIDSS Large Area Survey (ULAS), the UKIDSS Galactic Plane Survey (UGPS; Lucas et al. 2008), the UKIDSS Galactic Clusters Survey (UGCS), and the UKIRT Hemisphere Survey (UHS; Dye et al. 2018). The VISTA-based survey data searched were those of the VISTA Hemisphere Survey (VHS) and the VISTA Variables in the Via Lactea (VVV; Minniti et al. 2010). Data were examined using the online WFCAM Science Archive⁴⁸ and VISTA Science Archive.⁴⁹

Given the complex spectral energy distributions of L, T, and Y dwarfs, care needs to be taken with regards to filter systems. The two filter systems employed by these near-infrared surveys are those of 2MASS⁵⁰ and the Maunakea Observatories (MKO; Tokunaga et al. 2002). Because of bandpass differences between these systems, the magnitude measured in, for example, the 2MASS J filter may differ appreciably from the magnitude of the same L, T, or Y dwarf measured in MKO J . As a result, we report J magnitudes in both. The H -band filter bandpasses are essentially identical between 2MASS and MKO, so a single H -band magnitude is reported. The 2MASS K_S band and MKO K band are also reported separately. (Note that none of these large-area surveys use the MKO version of the K_S filter.)

⁴⁸ See http://wsa.roe.ac.uk:8080/wsa/region_form.jsp.

⁴⁹ See http://horus.roe.ac.uk:8080/vdfs/Vregion_form.jsp.

⁵⁰ See https://old.ipac.caltech.edu/2mass/releases/allsky/doc/sec6_4b.html for a description of the 2MASS filter system.

Per the recommendations given at <http://horus.roe.ac.uk/vsa/dboverview.html>, we selected magnitudes with the string `AperMag3` from both the WFCAM and VISTA Science Archives. For merged catalogs with multiple data sets per band, we chose the individual-epoch `AperMag3` magnitude with the smallest uncertainty. Magnitudes combined over multiple epochs were avoided; given that most of our objects have high motions, these combined magnitudes are generally incorrect because one epoch of blank sky has been averaged into the combined magnitude. That is, the catalog's cross-matching between epochs is done purely on position, not on source identification.

For sources not covered or detected by these large-area surveys, we obtained follow-up photometry using the 2MASS camera (Milligan et al. 1996) on the 1.5 m Kuiper Telescope on Mount Bigelow, Arizona; the NOAO Extremely Wide Field Infrared Imager (NEWFIRM; Swaters et al. 2009) at the 4 m Victor M. Blanco Telescope on Cerro Tololo, Chile; FLAMINGOS-2 (Eikenberry et al. 2006) on the 8.1 m Gemini-South Telescope on Cerro Pachón, Chile; the Persson's Auxiliary Nasmyth Infrared Camera (PANIC; Martini et al. 2004) at the 6.5 m Magellan Baade Telescope at Las Campanas Observatory, Chile; the 1.3 m Peters Automated Infrared Imaging Telescope (PAIRITEL; Bloom et al. 2006) on Mount Hopkins, Arizona; the Wide-field Infrared Camera (WIRC; Wilson et al. 2003a) at the 5 m Hale Telescope at Palomar Mountain, California; and the Ohio State Infrared Imager/Spectrometer (OSIRIS) at the 4.1 m Southern Astrophysical Research Telescope (SOAR) located at Cerro Pachón, Chile. Data acquisition and reduction from these instruments are described in Kirkpatrick et al. (2011), except those for FLAMINGOS-2, which are described in Meisner et al. (2020a).

5.1.2. Facilities with 3–5 μm Capability

In Table A1, we have used the CatWISE2020 Catalog and Reject Table (Marocco et al. 2020a) as the primary source of photometry in the 3–5 μm range. Specifically, we used the W1 and W2 magnitudes computed by the moving solutions (`w1mpro_pm` and `w2mpro_pm`) because these should be more accurate than photometry from the stationary solution, given the high motions of our objects and the long, eight-year time baseline covered by the CatWISE2020 data. For comparison, we have also listed photometry (including W3) from the AllWISE Source Catalog and Reject table. For AllWISE, we selected values from the stationary solution because these should be more stable than the moving solutions, as these were based on fragile motions measured over only a six-month time baseline. (For objects lacking AllWISE detections, the stationary solution from CatWISE2020 was used instead, as noted in the table.)

Table A1 also contains Spitzer/IRAC photometry in ch1 and ch2. Data from both our photometric follow-up and astrometric monitoring programs were used. For the latter programs, which had many epochs of ch2 data, the PRF-fit photometry from each individual epoch was used; the reported magnitude is that resulting from the weighted mean flux. We also searched for ancillary data in the Spitzer Heritage Archive to further supplement our ch1 and ch2 measurements. Those ancillary data sets are listed in Table 8. We have reduced those data using the same mosaic portion of our astrometric pipeline, and report the resulting PRF-fit magnitudes in Table A1. In these reductions, we used the PRF suite applicable to the phase of the

Table 8
Ancillary Spitzer Photometry

Object (1)	AOR (2)	Bands (3)	Program (4)	PI (5)
2MASS 0045+1634	67432448	1	14019ss	Vos
...	67433472	2
WISE 0047+6803	58386688	1	12112ss	Allers
2MASS 0103+1935	43345408	1	80179ss	Metchev
...	45626112	2
SDSS 0107+0041	10374912	1,2	3136*	Cruz
SIMP 0136+0933	21967360	1,2	40076*	Mainzer
2MASS 0144-0716	10375424	1,2	3136*	Cruz
2MASS 0251-0352	10376448	1,2	3136*	Cruz
WISE 0323+5625	32888832	1	61070	Whitney
...	32902912	2
2MASS 0326-2102	25362944	1,2	50059*	Burgasser
2MASS 0340-6724	53291776	1	11174ss	Metchev
...	53291520	2
2MASS 0355+1133	25363712	1,2	50059*	Burgasser
WISE 0401+2849	61990912	1	13006	Trilling
2MASS 0407+1514	12619008	1,2	35*	Fazio
2MASS 0421-6306	43338496	1	80179ss	Metchev
...	45384960	2
2MASS 0439-2353	10377472	1,2	3136*	Cruz
2MASS 0443-3202	25363456	1,2	50059*	Burgasser
2MASS 0445-3048	10377728	1,2	3136*	Cruz
WISE 0457-0207	53278464	1	11174ss	Metchev
...	53277952	2
PSO 0506+5236	67439360	1	14128ss	Faherty
2MASS 0512-2949	53291008	1	11174ss	Metchev
...	53290752	2
2MASS 0523-1403	10377984	1,2	3136*	Cruz
WISE 0607+2429	50990336	1	10167ss	Gizis
...	50990080	2
2MASS 0624-4521	10378240	1,2	3136*	Cruz
2MASS 0641-4322	50921984	1,2	10098	Stern
2MASS 0700+3157	10378496	1,2	3136*	Cruz
WISE 0715-1145	39058944	1	61071	Whitney
...	39075584	2
2MASS 0755-3259	38996736	1	61071	Whitney
...	39031808	2
SDSS 0809+4434	67435776	1,2	14128ss	Faherty
SDSS 0830+4828	10379008	1,2	3136*	Cruz
SDSS 0858+3256	21984768	1,2	40198*	Fazio
SDSS 0909+6525	21985280	1,2	40198*	Fazio
WISE 0920+4538	19064832	1,2	30854*	Uchiyama
SIPS 0921-2104	10380288	1,2	3136*	Cruz
2MASS 0949-1545	21985792	1,2	40198*	Fazio
2MASS 1022+5825	10380800	1,2	3136*	Cruz
SDSS 1043+1213	43336448	1	80179ss	Metchev
...	45622784	2
SDSS 1045-0149	10381056	1,2	3136*	Cruz
SDSS 1048+0111	10381312	1,2	3136*	Cruz
WISE 1049-5319	48640512	1,2	90095	Luhman
2MASS 1051+5613	10381568	1,2	3136*	Cruz
2MASS 1122-3512	43331072	1	80179ss	Metchev
...	45621504	2
2MASS 1126-5003	21981952	1,2	40198*	Fazio
2MASS 1213-0432	10382336	1,2	3136*	Cruz
SDSS 1214+6316	13778688	1,2	244*	Metchev
SDSS 1219+3128	53295104	1	11174ss	Metchev
...	53294848	2
G1 499C	53289984	1	11174ss	Metchev
...	53289472	2
2MASS 1315-2649	15033856	1,2	20716*	Gizis
2MASS 1324+6358	13777920	1,2	244*	Metchev
DENIS 1425-3650	10383104	1,2	3136*	Cruz
2MASS 1448+1031	10383360	1,2	3136*	Cruz

Table 8
(Continued)

Object (1)	AOR (2)	Bands (3)	Program (4)	PI (5)
Gaia 1713-3952	45999616	1	80253	Whitney
...	45986304	2
VVV 1726-2738	21306368	1,2	30570*	Benjamin
2MASS 1731+2721	10384128	1,2	3136*	Cruz
WISE 1741-4642	67446272	1	14128ss	Faherty
2MASS 1750-0016	53283840	1	11174ss	Metchev
...	53283072	2
SDSS 1750+4222	21986048	1,2	40198*	Fazio
2MASS 1753-6559	10384384	1,2	3136*	Cruz
2MASS 1807+5015	10384640	1,2	3136*	Cruz
WISE 1809-0448	54359040	1	11174ss	Metchev
...	54358784	2
2MASS 1821+1414	43343616	1	80179ss	Metchev
...	45625344	2
2MASS 1828-4849	12618496	1,2	35*	Fazio
Gaia 1831-0732	12109824	1	146*	Churchwell
...	12105984	2
WISE 1906+4011	47929088	1	90152ss	Gizis
...	47929344	2
Gaia 1955+3215	39262208	1,2	61072	Whitney
2MASS 2002-0521	67453440	1	14128ss	Faherty
WISE 2030+0749	53278208	1	11174ss	Metchev
...	53277440	2
DENIS 2057-0252	10385408	1,2	3136*	Cruz
PSO 2117-2940	67446784	1	14128ss	Faherty
2MASS 2139+0220	10385664	1,2	3136*	Cruz
2MASS 2148+4003	22144256	1,2	284*	Cruz
2MASS 2151-2441	25364736	1,2	50059*	Burgasser
2MASS 2152+0937	10385920	1,2	3136*	Cruz
2MASS 2209-2711	35348480	1,2	61009	Freedman
DENIS 2252-1730	42482944	1,2	80183	Dupuy
2MASS 2331-4718	12619264	1,2	35*	Fazio

Note. Program numbers followed by an asterisk were part of the Spitzer cryogenic mission, and those with a suffix of “ss” used the IRAC “sweet spot.” (This table is available in machine-readable form.)

mission, either cryogenic or warm, during which the data were taken. For targets in campaigns using IRAC’s “sweet spot” (Ingalls et al. 2012), we took only a portion of the resulting AORs because there is an enormous amount of data available; specifically, we selected a set of nine consecutive AORs toward the beginning of the campaign, another nine toward the middle, and another nine toward the end, and used those to build the mosaic needed for our pipeline.

5.2. Spectroscopy

We have obtained near-infrared spectra of some of the objects believed to lie within the 20 pc volume that lacked spectral types in the literature. These are listed in Table 9. Details on the observing runs and data reduction methods are given in the subsections below.

5.2.1. Palomar/DBSP

A single object, WISE 2126+2530, was observed on 2019 July 22 (UT) using the Double Spectrograph (DBSP; Oke & Gunn 1982) at the Hale 5 m telescope on Palomar Mountain, California. The D55 dichroic was used to split the light near

5500 Å (0.55 μm). The blue arm utilized the 600 line mm⁻¹ grating blazed at 4000 Å (0.40 μm), while the red arm utilized the 316 line mm⁻¹ grating blazed at 7500 Å (0.75 μm), producing continuous coverage from 3400 to 10250 Å (0.340–1.025 μm) at a resolving power of ~1500. A 600 s exposure was acquired through partly cloudy conditions. Standard reduction procedures, as outlined in Section 3.1.1 of Kirkpatrick et al. (2016) were employed.

5.2.2. LDT/NIHTS

Two objects were observed on 2019 November 13 (UT) using the Near-Infrared High Throughput Spectrograph (NIHTS; Gustafsson et al. 2019) at the 4.3 m Lowell Discovery Telescope (LDT) at Happy Jack, Arizona. The 1”34-wide slit was used, providing an average resolving power of 62 over the 0.9–2.5 μm wavelength range. A series of ten 120 s exposures was obtained of both WISE 0613+4808 and WISE 2012+7017 at two different positions along the 10”-long slit. Flats and xenon arcs exposures were taken at the beginning of the night, and the A0 V stars, HD 45105 and HD 207646, respectively, were obtained for telluric correction purposes. The data were reduced using the Spextool data reduction package (Cushing et al. 2004), and telluric correction and flux calibration were achieved following the technique described in Vacca et al. (2003).

5.2.3. Keck/NIRES

Four objects were observed over the nights of 2018 September 1, October 27, and November 17, and 2019 October 28 and December 19 (UT) using the Near-Infrared Echellette Spectrometer (NIREs; see, e.g., Wilson et al. 2004) at the W. M. Keck II telescope on Maunakea, Hawaii. Setup and reductions were identical to those described in Meisner et al. (2020b) and covered a spectral range of 0.94–2.45 μm at a resolving power of ~2700. Note that the spectra for Gaia 0412–0734 were combined across nights.

5.2.4. CTIO/ARCoIRIS

Eight objects were observed over the nights of 2018 April 1–3 and 2019 June 19 (UT) using the Astronomy Research with the Cornell Infra Red Imaging Spectrograph (ARCoIRIS) at the Victor Blanco 4 m telescope at the Cerro Tololo Inter-American Observatory (CTIO), Chile. Instrument setup and data reductions are identical to those detailed in Greco et al. (2019) and covered a spectral range of 0.8–2.4 μm at a resolving power of ~3500.

5.2.5. IRTF/SpEx

Ten objects were observed over the nights of 2018 June 16, November 25, and 2019 January 22/23 and March 16 (UT) using SpeX (Rayner et al. 2003) at the NASA Infrared Telescope Facility (IRTF) on Maunakea, Hawaii. SpeX was used in prism mode with a 0”8-wide slit to achieve a resolving power of $R = 100\text{--}500$ over the range 0.8–2.5 μm. All data were reduced using Spextool (Cushing et al. 2004). A0 stars were used for the telluric correction and flux calibration steps following the technique described in Vacca et al. (2003).

Table 9
Spectroscopic Follow-up

Object (1)	Instrument (2)	Obs. Date (UT) (3)	Spec. Type ^a (4)
CWISE 0027–0121	Magellan/FIRE	2018 Dec 1	T9
CWISE 0041–4019	Magellan/FIRE	2018 Sep 23	T8 pec
CWISE 0115–4616	Magellan/FIRE	2018 Dec 1	T6
CWISE 0119–4937	Magellan/FIRE	2018 Dec 1	T7
CWISE 0119–4502	Magellan/FIRE	2018 Dec 1	T8
CWISE 0310–5733	Magellan/FIRE	2020 Feb 14	T5
Gaia 0412–0734	Keck/NIRES	2018 Sep 1	L2 pec (composite?)
...	...	2018 Nov 17	...
CWISE 0424+0002	Magellan/FIRE	2019 Dec 12	T9:
CWISE 0433+1009	Keck/NIRES	2019 Dec 19	T8
CWISE 0514+2004	IRTF/SpeX	2018 Nov 25	T0.5
CWISE 0540–1802	CTIO/ARCoIRIS	2018 Apr 1	T5
CWISE 0601+1419	IRTF/SpeX	2018 Nov 25	T2.5
CWISE 0602–4035	Magellan/FIRE	2017 Dec 3	T5.5
CWISE 0613+4808	LDT/NIHTS	2019 Nov 13	T5
CWISE 0620–3006	Magellan/FIRE	2017 Dec 6	T2.5
Gaia 0623+2631	IRTF/SpeX	2019 Mar 16	L3 pec (composite?)
CWISE 0627–3730	Magellan/FIRE	2017 Dec 3	T6.5
CWISE 0630–6002	Magellan/FIRE	2019 Dec 11	T7
Gaia 0640–2352	Keck/NIRES	2018 Oct 27	L5
CWISE 0647–1600	Magellan/FIRE	2017 Dec 3	T6
Gaia 0734–4330	Magellan/FIRE	2020 Feb 13	L7 blue
CWISE 0749–6827	Magellan/FIRE	2017 Dec 3	T8 (pec?)
CWISE 0804–0000	CTIO/ARCoIRIS	2018 Apr 3	T4
CWISE 0845–3305	Magellan/FIRE	2020 Feb 13	T7
WISE 0902+6708	IRTF/SpeX	2019 Jan 22	L7 pec (low-g)
WISE 0911+2146	Magellan/FIRE	2020 Feb 13	T9
CWISE 0917–6344	Magellan/FIRE	2020 Feb 14	L7
CWISE 0953–0943	IRTF/SpeX	2019 Jan 23	T5.5
CWISE 1130–1158	CTIO/ARCoIRIS	2018 Apr 2	sdT5?
CWISE 1137–5320	Magellan/FIRE	2018 Feb 2	T7
CWISE 1141–2110	Magellan/FIRE	2019 Dec 11	T9:
CWISE 1152–3741	CTIO/ARCoIRIS	2018 Apr 2	T7
Gaia 1159–3634	IRTF/SpeX	2019 Mar 16	M9.5
CWISE 1205–1802	CTIO/ARCoIRIS	2018 Apr 2	T8
CWISE 1315–4936	Magellan/FIRE	2018 Jan 2	T3
Gaia 1331–6513	CTIO/ARCoIRIS	2019 Jun 19	M9
WISE 1333–1607	Magellan/FIRE	2018 Feb 2	T9
CWISE 1630–0643	Magellan/FIRE	2020 Feb 13	T5
Gaia 1648–2913	IRTF/SpeX	2019 Mar 16	L5 pec (composite?)
CWISE 1650+5652	IRTF/SpeX	2018 Jun 16	T0
CWISE 1726–4844	Magellan/FIRE	2020 Feb 13	T2.5
Gaia 1807–0625	IRTF/SpeX	2019 Mar 16	M9 pec (composite?)
CWISE 1832–5409	CTIO/ARCoIRIS	2018 Apr 2	T7
Gaia 1836+0315	IRTF/SpeX	2019 Mar 16	L6 v. red
CWISE 2001–4136	Magellan/FIRE	2016 Aug 9	T5
CWISE 2012+7017	LDT/NIHTS	2019 Nov 13	T4.5
CWISE 2058–5134	CTIO/ARCoIRIS	2019 Jun 19	T0
WISE 2126+2530	Palomar/DBSP	2019 Jul 22	M8
CWISE 2138–3138	Keck/NIRES	2019 Oct 28	T8
CWISE 2344–4755	Magellan/FIRE	2018 Dec 1	T5.5

Note.

^a All are near-infrared spectral types, except for that of WISE 2126+2530, which is an optical type.

(This table is available in machine-readable form.)

5.2.6. *Magellan/FIRE*

Twenty-five objects were observed over the nights of 2016 August 9; 2017 December 3 and 6; 2018 January 2, February 2, September 23, and December 1; 2019 December 11/12; and

2020 February 13/14 (UT) using the Folded-port Infrared Echellette (FIRE; Simcoe et al. 2008, 2010) at the 6.5 m Walter Baade (Magellan I) telescope at Las Campanas Observatory, Chile. Observations were done in high-throughput prism mode

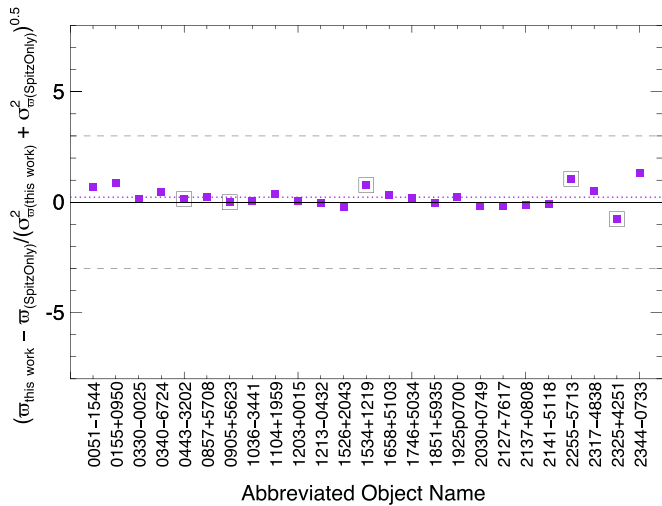


Figure 7. Comparison of the astrometric results from this paper to special astrometric runs for which the ancillary unWISE data are not used, for the 25 objects (purple squares) in common between this work and Gaia DR2. Mean offsets along the y-axis are shown by the dotted purple line; dashed black lines show 3σ excursions. Objects with χ^2_{ν} values of 1.5 or greater are ringed by an open square and are not included in the computation of the mean.

with the $0''.6$ slit, which gives a resolving power of $R \approx 450$ covering $0.8\text{--}2.45\ \mu\text{m}$. Reductions followed the steps described in Meisner et al. (2020b).

5.3. Spectral Classification

The spectra were classified as follows. For the single optical spectrum of WISE 2126+2530 in Figure 9, we overlotted spectral standards from Kirkpatrick et al. (1997), which are based on the optical classification system of Kirkpatrick et al. (1991), and looked for the best match over the entirety of the spectral range. For near-infrared spectra in Figures 10 and 11, we also performed a best by-eye fit, but using the near-infrared standards established by Kirkpatrick et al. (2010) for the L dwarfs, Burgasser et al. (2006) for early-T through late-T, and Cushing et al. (2011) for late-T through early-Y. In total, we classify four objects as M dwarfs, eight as L dwarfs, and 38 as T dwarfs.

6. Building the 20 pc Census

6.1. Objects to Consider

The newly reduced Spitzer astrometry, along with published literature values, now enables a refinement of the 20 pc census. If an object has a trigonometric parallax measurement with an uncertainty $\leq 12.5\%$, we take that parallax at face value and retain the object if $\varpi_{\text{obs}} \geq 50$ mas. In this group, there are a few objects that are worthy of special mention:

1. CWISE 0536–3055: Based on the data available to Meisner et al. (2020a), those authors were unable to confirm the motion of this candidate. Using the Spitzer ch1 and ch2 magnitudes and color, our type and distance estimates suggest a [T9.5]⁵¹ dwarf at ~ 17.4 pc. Our Spitzer astrometry from Table 5 gives a total proper motion of $37.4 \pm 13.7\ \text{mas yr}^{-1}$, which is different from zero only at the 2.7σ level. More telling, however, is the

⁵¹ We use brackets to denote estimates for spectral types not yet measured.

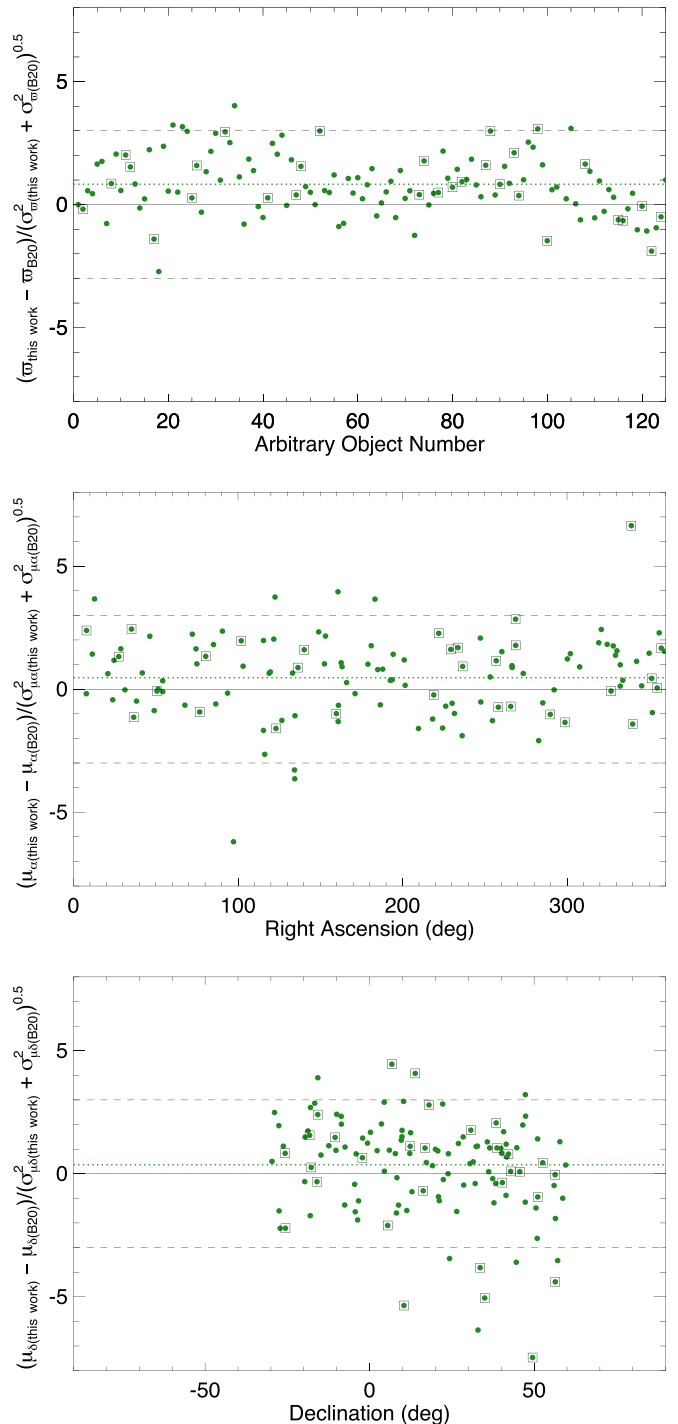


Figure 8. Comparison of the astrometric results from this paper to those from Best et al. (2020), for the 124 objects (green points) in common. Mean offsets along the y-axis are shown by the dotted green line; the dashed black lines show 3σ excursions. Objects with χ^2_{ν} values of 1.5 or greater in either work are marked by squares and are not included in the computation of the mean.

high-quality absolute parallax, which is 78.1 ± 3.8 mas (only 5% uncertainty; Table 5) based on Spitzer astrometric sampling with good coverage over the parallactic ellipse (Figure Set 1). CWISE 0536–3055 is therefore confirmed to be nearby and to fall within 20 pc of the Sun. This object represents a rare case in which the six-month parallactic motion (156.2 mas) is far ($8.4\times$) larger than the six-month proper motion (18.7 mas).

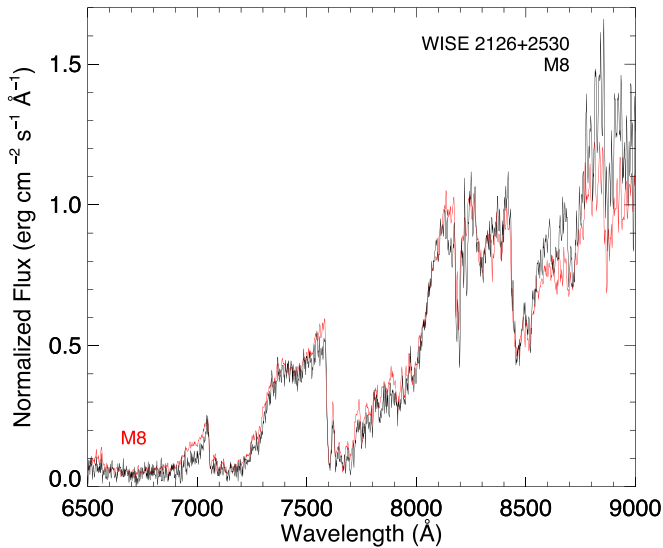


Figure 9. Spectrum of WISE 2126+2530 (black) compared to the spectrum of the M8 standard van Biesbroeck 10 (red) from Kirkpatrick et al. (2010). The flux of both objects is normalized to one at 8250 Å, a high-S/N portion of the spectrum free from telluric absorption.

Obtaining a radial velocity of this object would inform us whether CWISE 0536–3055 is coming toward our Solar System or moving away from it, as well as how that translates into a closest approach distance.

2. WISE 0546–0959: As with CWISE 0536–3055 above, this T5 dwarf has an exceptionally small proper motion of $11.8 \pm 3.5 \text{ mas yr}^{-1}$ according to Best et al. (2020) or $10.3 \pm 2.5 \text{ mas yr}^{-1}$ according to our Spitzer astrometry, despite its large parallax of 50.4 ± 3.6 (Best et al. 2020) or $57.5 \pm 3.9 \text{ mas}$ (our Spitzer measurement). In this case, the six-month parallactic motion is $\sim 20\times$ larger than the six-month proper motion.
3. CWISE 1411–4811: Despite a robust Spitzer parallax value of $58.2 \pm 4.7 \text{ mas}$, this object has no measured spectral type. Its values of $W1-W2 = 2.28 \pm 0.04 \text{ mag}$ and $M_{\text{ch}2} = 13.10 \pm 0.18 \text{ mag}$ (Table A1) suggest a type of [T6.5].
4. WISE 1600–4543: This object has no measured spectral type, despite a robust parallax measurement of $74.7951 \pm 0.9190 \text{ mas}$ from Gaia DR2. Using data in Table A1, we find that this source has $M_{W2} = 11.74 \pm 0.06 \text{ mag}$, which suggests [L9]. The color of $J_{2\text{MASS}} - W2 = 2.62 \pm 0.04 \text{ mag}$ suggests a type between mid-L and early-T.
5. CWISE 1926–3429: Despite a robust Spitzer parallax value of $51.6 \pm 3.9 \text{ mas}$, this object has no measured spectral type. Values of $\text{ch}1-\text{ch}2 = 0.98 \pm 0.03 \text{ mag}$ and $M_{\text{ch}2} = 12.67 \pm 0.17 \text{ mag}$ (Table A1) suggest a type of [T5.5].

In addition to objects with well-measured parallaxes, there is another set of potential 20 pc members with poorer or nonexistent parallax measurements that need additional scrutiny. The objects are listed in Table 10 and are (a) pulled from Table 1 or Tables 6–7, (b) are objects originally included in Spitzer program 14224 but dropped because of time restrictions, or (c) are previously published objects rediscovered by the CatWISE or Backyard Worlds teams for which

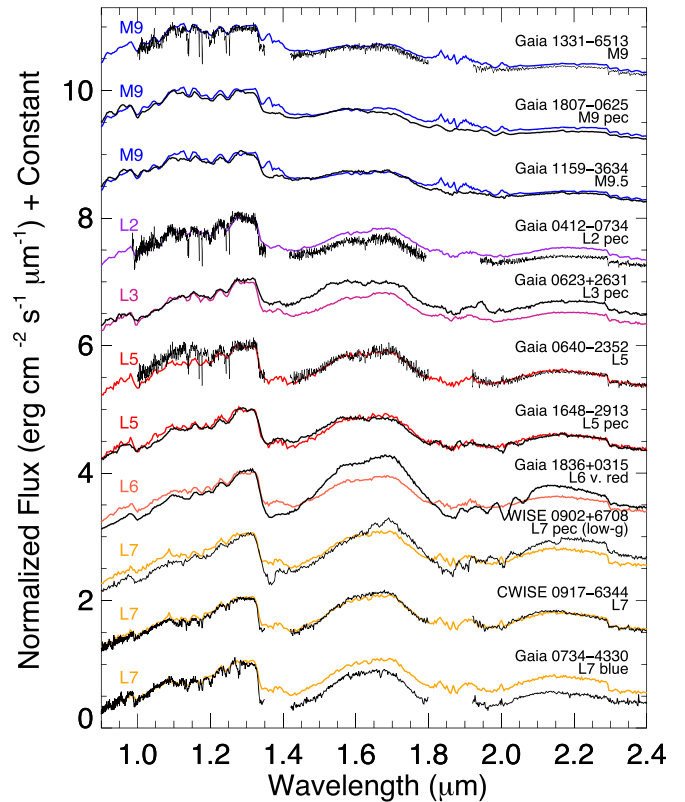


Figure 10. Spectra of M- and L-type dwarfs compared to the spectrum of the standard nearest in type. These near-infrared standards are taken from Kirkpatrick et al. (2010). The flux of all objects is normalized to one at $1.28 \mu\text{m}$ and offset by integral increments to ease comparison. Spectra of the target objects are in black, and those of the standards are in other colors. Our spectral classification of each target object is also shown in black, and that of the nearest standard in other colors. Smoothing has been applied for some of the noisier target spectra.

initial estimates indicated distances within 23 pc of the Sun. We use a combination of photometric and spectrophotometric distance estimates to determine whether each object should be included in the 20 pc census. Namely, we use data from 20 pc census members with robust parallax measurements (uncertainties $\leq 12.5\%$) to construct three independent relations of M_J versus $J-W2$ (valid for $J-W2 \geq 4.0 \text{ mag}$, or for $2.0 \leq J-W2 < 4 \text{ mag}$ if $W1-W2 \geq 2.2 \text{ mag}$), M_H versus near-infrared spectral type (valid for all L, T, and Y spectral types), and $M_{\text{ch}2}$ versus $\text{ch}1-\text{ch}2$ (valid for $\text{ch}1-\text{ch}2 \geq 0.4 \text{ mag}$). Using data provided in Table A1, we use the apparent magnitudes and colors of each object in Table 10 to estimate a distance from each relation, and then average the results to provide a final distance estimate. For some objects, there is not sufficient observational data for any of these relations—or the object has colors outside the range for which the relations are valid—so instead we use an M_{W2} versus $W1-W2$ relation (valid for $W1-W2 \geq 0.5 \text{ mag}$), also constructed from 20 pc members with robust parallax measurements, to provide a distance estimate.

We also provide spectral types in Table 10. For objects without measured spectral types, we provide type estimates by using the final distance estimate in the table combined with the object’s $\text{ch}2$ magnitude to provide an estimate of $M_{\text{ch}2}$. We then take data from 20 pc census members having robust parallax measurement (uncertainties $\leq 12.5\%$) to construct a relation of spectral type versus $M_{\text{ch}2}$ (valid over the entire range needed,

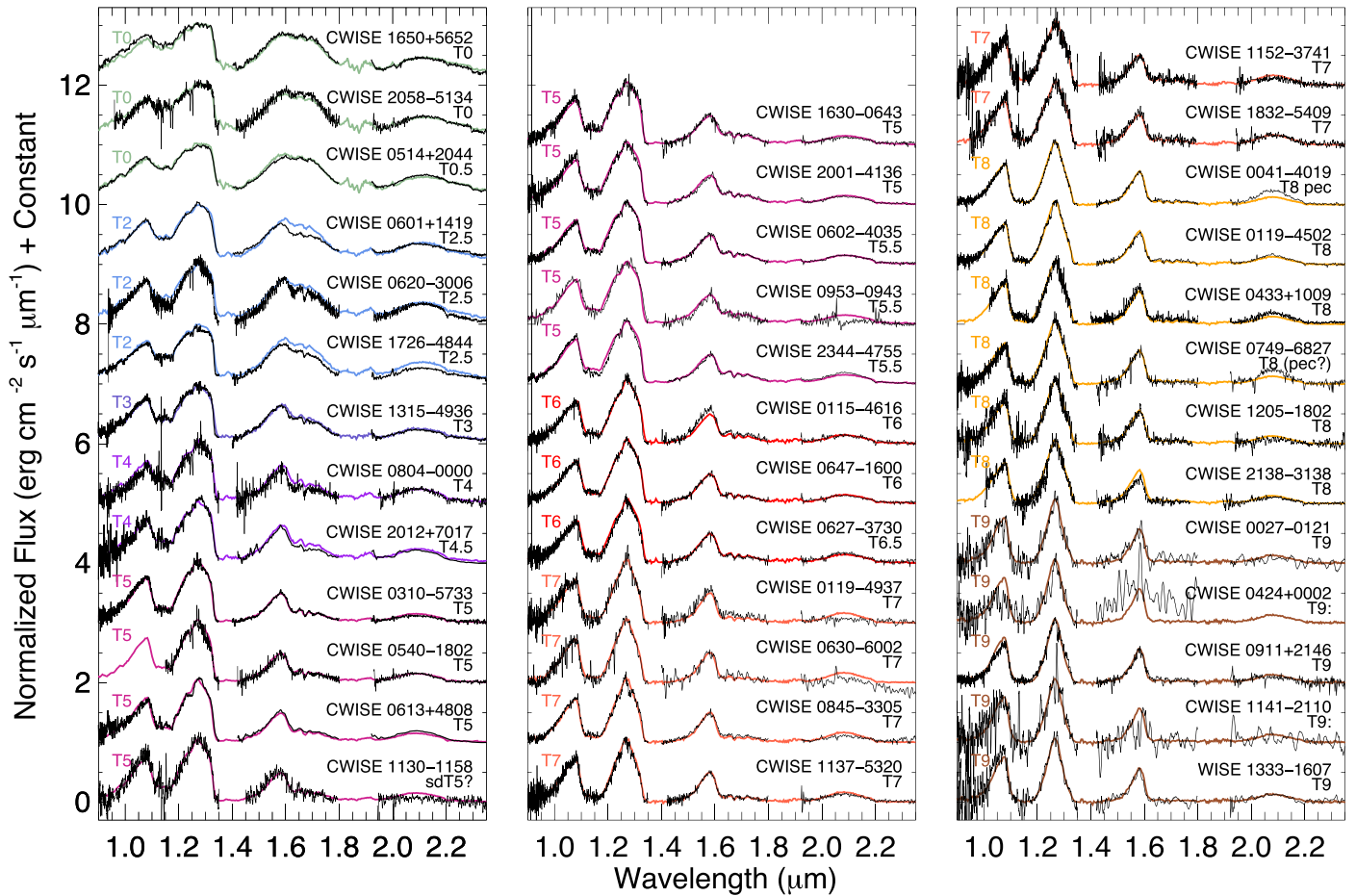


Figure 11. Spectra of WISE-selected objects compared to the spectrum of the standard nearest in type. These near-infrared standards are taken from Burgasser et al. (2006) and Cushing et al. (2011). See the caption to Figure 10 for other details.

$10.5 < M_{\text{ch2}} < 16.0$ mag), and use this to predict the type. (A value of $M_{\text{W}2}$ is used as a proxy for M_{ch2} when no ch2 magnitude is available.) These estimated types are enclosed within brackets in the table.

Several objects requiring special consideration are noted by “see text” under the Remarks column in Table 10. Those objects are discussed below:

1. 2MASS 0103+1935: This optical L6 dwarf (Kirkpatrick et al. 2000) has two independent parallax measurements, both low-quality, of 35.9 ± 5.7 mas (Table 6) and 46.9 ± 7.6 mas (Faherty et al. 2012). Given that both measures suggest a parallax below 50 mas, we consider this object to fall outside of 20 pc.
2. CWISE 0212+0531: This object was announced in Meisner et al. (2020a), although those authors were not able to confirm the object’s motion. Based on the Spitzer ch1 and ch2 magnitudes and color, our spectral type and distance estimates suggest $[\geq Y1]$ at < 13.3 pc. Our Spitzer astrometry from Table 7 gives a total proper motion of 82.6 ± 52.7 mas yr $^{-1}$, which is different from zero at only the 1.6σ level. The resulting parallax is 24.7 ± 16.3 mas, with one parallax factor being represented by only a single Spitzer data point (Figure Set 1). Because both the motion and parallax are insignificantly different from zero, and because the measured parallax is much smaller than the expected value, we consider this to be a background object.
3. CWISE 0423–4019: Our Spitzer photometry suggests a [T9] dwarf at ~ 16.5 pc. Our Spitzer parallax measurement of -11.7 ± 6.9 mas and total proper motion of 3.8 ± 3.3 mas yr $^{-1}$, however, show that this is a background object and not a nearby brown dwarf.
4. CWISE 0424+0002: This object was announced in Meisner et al. (2020a), although those authors were not able to confirm the object’s motion. Our Spitzer astrometry from Table 7 gives a total proper motion of 208.7 ± 35.0 mas yr $^{-1}$, which is different from zero at the 6.0σ level. The resulting parallax is 37.4 ± 11.7 mas, representing a 31% uncertainty, and there is only a single Spitzer data point at one of the maximum parallax factors (Figure Set 1). Our spectrum from Figure 10 confirms that it is nearby. Because the motion is confirmed but the trigonometric parallax is not yet credible, we use our (spectro)photometric distance estimates to place this object within 20 pc.
5. CWISE 0442–3855: Our Spitzer photometry suggests a [T8.5] dwarf at ~ 16.8 pc. Our Spitzer parallax measurement of -12.4 ± 4.9 mas and total proper motion of 3.6 ± 2.6 mas yr $^{-1}$, however, show that this is a background object and not a nearby brown dwarf.
6. CWISE 0617+1945: Using the colors of this object in Table A1, we are unable to provide a distance estimate using any of our four preferred absolute magnitude relations. Using the MKO-based JHK magnitudes from

Table 10
Other Objects Considered for the 20 pc Census

Object name	Spec. type	Spec. type References	Our ϖ_{abs} (mas)	Pub. ϖ_{abs} (mas)	Pub. ϖ_{abs} References	d_{est} $J,W2$ (pc)	d_{est} H,type (pc)	d_{est} ch1,ch2 (pc)	d_{est} $W1,W2$ (pc)	Final d_{est} (pc)	Include in 20 pc census?	Remarks
(1)	(2)	(3)	(4)	(5)	(6)	(7)	(8)	(9)	(10)	(11)	(13)	(12)
CWISE 0027–0121	T9	T	54.2 ± 7.9	16.00	...	17.47	...	16.73	yes	
2MASS 0034–0706	L4.3	D	...	55.8 ± 12.3	r	...	32.03	32.03	no	
CWISE 0043–3822	[T8.5]	T	38.1 ± 15.7	19.24	...	19.24	yes	
WISE 0048+2508	[T8.5]	m	12.48	...	14.54	...	13.51	yes	
2MASS 0051–1544	L5	B	34.0 ± 6.6	29.1 ± 1.4	G	34.36	no	
2MASS 0103+1935	L6(o)	K	35.9 ± 5.7	46.9 ± 7.6	F	21.32	no	see text
CWISE 0115–4616	T6	T	21.04	31.31	19.97	...	24.11	no	
CWISE 0119–4937	T7	T	18.11	39.29	20.47	...	25.96	no	
CWISE 0119–4502	T8	T	20.50	11.51	18.75	...	16.92	yes	
WISE 0132–5818	[T9]	m	27.2 ± 7.3	22.40	...	21.67	...	22.04	no	
WISE 0135+1715	T6	k	65.3 ± 10.0	46.7 ± 3.5	W	21.41	no	
WISE 0138–0322	T3	J	38.5 ± 6.4	43.9 ± 2.9	W	22.78	no	

Notes. Reference code for infrared spectral type. Values in brackets are estimates, and the types for 2MASS 0103+1935 and 2MASS 0639–7418 are based on optical spectra: (B) Burgasser et al. (2010b), (b) Burgasser et al. (2010a), (C) Cruz et al. (2007), (D) Bardalez Gagliuffi et al. (2014), (F) Faherty et al. (2016), (G) Mace et al. (2013a), (g) Greco et al. (2019), (i) Kirkpatrick et al. (2016), (J) Kirkpatrick et al. (2011), (j) Kirkpatrick et al. (2010), (K) Kirkpatrick et al. (2000), (k) Kirkpatrick et al. (2012), (M) Meisner et al. (2020a), (m) Meisner et al. (2020b), (R) Reylé et al. (2014), (S) Schneider et al. (2017), (T) this paper, (U) Burningham et al. (2013), (u) Burningham et al. (2010), (W) Best et al. (2015). Reference code for published parallax: (c) Theissen et al. (2020), (F) Faherty et al. (2012), (G) Gaia Collaboration et al. (2018), (g) Gaia Collaboration et al. (2018) parallax for the primary is cited, (r) Smart et al. (2018), (W) Best et al. (2020).

^a This object is excluded from our 20 pc L, T, and Y dwarf census because its type is earlier than L0.

(This table is available in its entirety in machine-readable form.)

Table A1, the color–color plots presented in Section 7.4 suggest that this is a late-L dwarf, which would indicate $M_H = 13.8$ mag and a distance of ~ 7.5 pc. As further discussed in Section 7.3, the object appears to have a co-moving companion to its northeast, which is faint enough that it does not strongly affect the distance estimate. We consider this pair to fall within 20 pc.

7. ULAS 0745+2332: This object, discovered by Burningham et al. (2013), lies in very close proximity to a background star that complicated our Spitzer astrometric measurements, leading to a false, negative parallax (Table 7). This object is not detected in any of the various WISE catalogs consulted for Table A1. The discovery paper lists a T8.5 spectral type and estimated distance of < 19.4 pc, so we include this object in the 20 pc census.
8. WISE 0830+2837: This candidate Y dwarf from Bardalez Gagliuffi et al. (2020) is sufficiently red in its Spitzer colors to be a possible bridge source in T_{eff} between spectroscopically verified early-Y dwarfs and WISE 0855–0714. Given its estimated distance of ~ 8.2 pc and our low-quality parallax of 90.6 ± 13.7 mas, we consider this object to be well within 20 pc.
9. CWISE 1008+2031: This object was announced in Meisner et al. (2020a), although those authors were not able to confirm the object’s motion. Our Spitzer astrometry from Table 7 gives a total proper motion of 215.3 ± 51.5 mas yr $^{-1}$, which is different from zero at the 4.2σ level. The resulting parallax is 37.1 ± 15.1 mas, representing a 41% uncertainty, with the Spitzer astrometric sampling providing only a single point at one of the maximum parallax factors (Figure Set 1). Because the motion of this object confirms it as being nearby and our photometric distance estimates place it within 20 pc, we include it in the 20 pc census.
10. WISE 1040+4503: This object was announced in Meisner et al. (2020a), although those authors were not able to confirm the object’s motion. Our Spitzer astrometry from Table 7 gives a total proper motion of 91.7 ± 32.3 mas yr $^{-1}$, which is different from zero at the 2.8σ level. The resulting parallax is 18.8 ± 9.8 mas, representing a 52% uncertainty, with the Spitzer astrometric sampling providing only a single point at one of the maximum parallax factors (Figure Set 1). Given that the photometric distance estimate is outside of 20 pc and that a distance within 20 pc is not suggested by the available astrometry, we exclude this object from the 20 pc census. It may, in fact, be a background object.
11. CWISE 1047+5457: Meisner et al. (2020a) estimated that this is a [Y0] dwarf at ~ 21.7 pc. Our low-quality parallax value of 75.2 ± 12.8 suggests that it is closer. One of the maximum parallax factors is sampled with only one Spitzer data point (Figure Set 1), but this together with the other data samples strongly suggest a parallax > 50 mas. We consider this object to lie within 20 pc, although higher-quality astrometry is clearly needed.
12. CFBDS 1118–0640: This object, which is a common proper motion companion to the mid-M dwarf 2MASS J11180698–0640078, was included in our Spitzer parallax program through a mistake. Its spectral type of T2 was paired up incorrectly with the WISE magnitudes of the primary, resulting in a photometric distance of < 20 pc. The Gaia DR parallax of the primary is 9.90 ± 0.15 mas, and our Spitzer parallax of the companion T dwarf is 1.4 ± 5.2 mas. This object is therefore excluded from the 20 pc census.
13. CWISE 1130–1158: This object has wildly discrepant distance estimates, with those using colors predicting a value within 20 pc and the one using spectral type indicating a value well outside 20 pc. Our spectroscopic follow-up from Section 5.2 suggests that this object has a peculiar spectrum, particularly a depressed K -band spectrum similar to that seen in other T-type subdwarfs (e.g., Pinfield et al. 2014a). We therefore classify this object as an sdT5?. Given its possible subdwarf status, neither the color-based nor type-based relations may be accurate. For now, we consider this object to fall outside 20 pc, but additional astrometry is needed.
14. 2MASS 1158+0435: This is an optical and near-infrared sdL7 (Kirkpatrick et al. 2010) placed on the parallax program because distance estimates for L subdwarfs are not yet well-established. Our Spitzer parallax value of 39.2 ± 6.2 mas is based on a well-sampled parallactic ellipse (Figure Set 1), so we consider this object to lie outside of 20 pc.
15. ULAS 1319+1209: Burningham et al. (2010) classify this object as T5 pec based on a T5 fit in the J band and a T3 fit in the H band. In preparing our list of target objects for the Spitzer parallax program, we mistook this object to be the bright proper motion star immediately to its north, which has an AllWISE value of $W2 = 12.56 \pm 0.03$ mag. This led to an incorrect distance estimate of ~ 9 pc. Our Spitzer parallax (7.8 ± 6.5 mas) was measured for this brighter star, Gaia DR2 3739496602924096000, not of the T dwarf.⁵² Investigating this further, we find that the Gaia star, which is not listed in SIMBAD, has a Gaia DR2 parallax of 9.22 ± 0.11 mas and motions of $\mu_{\text{R.A.}} = -135.2 \pm 0.2$ mas yr $^{-1}$ and $\mu_{\text{Decl.}} = 3.8 \pm 0.2$ mas yr $^{-1}$. The motion measured by Burningham et al. (2013) for the T dwarf is $\mu_{\text{R.A.}} = -120.9 \pm 16.0$ mas yr $^{-1}$ and $\mu_{\text{Decl.}} = -22.9 \pm 14.6$ mas yr $^{-1}$ which is consistent within the uncertainties to those of the Gaia star. Murray et al. (2011) estimate the distance of ULAS 1319+1209 to be 75 ± 12 pc and note that it might be a halo T dwarf, although Liu et al. (2011) contend that thick disk membership is more likely. Burningham et al. (2013) estimate that the T dwarf falls between 58.6 and 99.1 pc if it is a single object, and could be as distant as 140.0 pc if a binary. These higher values are consistent with the distance to the Gaia object at 108.5 pc. The Gaia star has $t_{\text{eff_val}} = 3974$ K, which would correspond to a late-K dwarf, whose metallicity should be easily measurable. We believe that this may be a new benchmark system (and a particularly valuable one) since the T dwarf shows peculiarities that may or may not be linked to a lower metallicity.
16. Gaia 1331–6513: This is another object, like CWISE 0536–3055 discussed above, that has a very low motion value given its proximity to the Sun (~ 16.0 pc). The total motion from Gaia DR2 is 21.2 ± 0.3 mas yr $^{-1}$, meaning that the parallactic motion over six months is twelve times larger than the proper motion. A measurement of

⁵² Because our measurements are not of a brown dwarf or even of an object within 20 pc, we have excluded this source from Table A1.

the radial velocity would inform us whether this object is coming toward the Sun or away from it, as well as the timescale for closest approach to the Solar System.

17. WISE 1355–8258: This object was announced in Schneider et al. (2016), and Kirkpatrick et al. (2016) noted its unusual near-infrared spectrum, which they tentatively interpreted to be an sdL5. Bardalez Gagliuffi et al. (2018) attempted to explain the spectrum as that of an unresolved binary but were unable to find a binary fit that provided a convincing explanation. They noted, however, a possible kinematic association with the AB Doradus Moving Group, despite finding no spectroscopic evidence of low gravity. Their best guess for the distance is 27–33 pc. Using WISE astrometry, Theissen et al. (2020) measure a fragile parallax of 60 ± 19 mas (32% error). Using a combination of 2MASS and WISE astrometry, E. L. Wright (2020, private communication) finds a still fragile parallax of 73 ± 16 mas (22% error). For now, we consider this object to lie outside of 20 pc but encourage future astrometric monitoring in an effort to better understanding this intriguing object.
18. CWISE 1446–2317: Marocco et al. (2020a) show that the Spitzer colors of this object place it among the coldest Y dwarfs currently known. Our Spitzer parallax measurements of 95.6 ± 13.9 mas, though somewhat fragile based on its poorly sampled parallactic ellipse (Figure Set 1), nonetheless strongly suggest proximity to the Sun. We include this object within the 20 pc census.
19. CWISE 1458+1734: This object is from Meisner et al. (2020a), who suggest a spectral type of [T8] and distance of ~ 21.6 pc. Our Spitzer parallax measurement of 1.3 ± 7.2 mas (Table 7) is based on a fit to a well-sampled parallactic ellipse. The proper motion of this source is measured at high significance, 503.6 ± 26.1 mas yr^{-1} (Table 7), so the lack of a measurable parallax is puzzling. We have compared the UHS *J*-band image from 2013 May to our own *J*-band image taken from Palomar/WIRC in 2020 July (Figure 12) and confirm a motion along nearly the same position angle indicated by our astrometric fit in Figure Set 1. We note, however, that the position angle of the motion vector is almost perfectly aligned with the major axis of the parallactic ellipse, meaning that an incorrect motion magnitude could easily erase the parallactic signature. We have performed a test of this hypothesis by determining what value of the total motion is needed to create a parallactic signature matching the distance estimate in Table 10 while also assuming that the motion *direction* measured by our Spitzer+unWISE astrometry is correct. We get the correct result if the total proper motion is reduced from 504 mas yr^{-1} to ~ 300 mas yr^{-1} . This hypothesis is supported by the fact that CWISE 1458+1734 is moving between—and is bracketed by—two background objects that themselves fall along nearly the same position angle as the proper motion, and it is thus conceivable the unWISE astrometry of the T dwarf is pulled south-eastward at early epochs by blending from the southeast source and northwestward at later epochs by blending from the northwest source, thereby inflating the true motion value. Crude measurements of the astrometry from the images in Figure 12 give a proper motion of ~ 305 mas yr^{-1} , confirming our hypothesis. Nevertheless,




Figure 12. Images at *J*-band for CWISE 1458+1734. (Top) The 2013 May image from UHS. (Bottom) Our 2020 July image from Palomar/WIRC. These images are 1×0.5 with north up and east to the left. Arrows mark the location of CWISE1458+1734 and illustrate its motion over the 7.2 yr baseline.

the photometric distance of this source places it just outside 20 pc, so it is not included in our 20 pc census.

20. WISE 1534–1043: This object is from Meisner et al. (2020a), who note that its placement on the *J*-ch2 versus ch1–ch2 color plot suggest it is a mid- to late-T subdwarf. As such, deriving a photometric distance estimate from relations that assume solar metallicity is useless. There are not enough known late-T subdwarfs to enable a better distance estimate, particularly since we do not know if the object’s metallicity is similar to or more extreme than known T subdwarfs, so our Spitzer trigonometric distance measurement of 47.8 ± 14.3 mas (Table 7) is the best current indicator, despite the large relative uncertainty of 30%. The object’s high proper motion, 2772.7 ± 57.3 mas yr^{-1} , also points to an old, kinematically heated object. (At 20 pc, this would correspond to a tangential velocity of 263 km s^{-1} .) The <50 mas parallax suggests that we exclude this object from the 20 pc census as we await additional astrometric measurements.
21. WISE 1619+1347: This object was announced in Meisner et al. (2020b), although those authors were not able to confirm the object’s motion. Our Spitzer astrometry from Table 7 gives a total proper motion of 29.1 ± 16.6 mas yr^{-1} , which is different from zero at only the 1.8σ level. The resulting, negative parallax of -9.1 ± 4.3 mas, is based on Spitzer astrometric data that sample the parallactic ellipse well (Figure Set 1). We therefore consider this to be a background object.
22. CWISE 1827+5645: This object was rediscovered by high school student Justin Hong as part of the Summer Research Connection at Caltech in the summer of 2020. The object was first discovered during the original WISE

mission and chosen for Spitzer follow-up in program 70062, where it was measured to have a $ch1-ch2$ color indicative of a late-T dwarf. Subsequent Palomar/WIRC J -band imaging indicated a magnitude of ~ 19.0 mag, ruling out the possibility of its being a late-T dwarf. The object was rediscovered again by the Backyard Worlds team but was paired up with a $J = 19.33 \pm 0.17$ mag UHS object—the same object seen in the Palomar imaging—and believed to be a more distant early-T dwarf based on its implied $J-W2$ color. This J -band source is, however, an interloper in the field and not the brown dwarf candidate itself. (The same background object also contaminates the proper motion measure from CatWISE2020.) The Spitzer photometry from 2012 is clean; this color, together with clear evidence of motion through the epochal coverage of WISE and NEOWISE images, indicates a [T9.5] dwarf just outside of the 20 pc census.

23. CWISE 2058–5134: We are unable to provide a distance estimate to this object using any of our four preferred absolute magnitude relations. Our spectroscopic follow-up (Table 9) shows that this is a T0 dwarf, which would indicate $M_{JKO} = 14.5$ mag using plots illustrated in the following section. This suggests a distance of ~ 33.9 pc. We consider this object to fall outside of 20 pc.

6.2. The Resulting Census and Final Checks

Our final, full-sky census of L, T, and Y dwarfs within 20 pc of the Sun is presented in Table 11. This includes not only solivagant dwarfs within that distance but also all known L, T, and Y dwarf companions to earlier type stars within 20 pc. For objects confirmed or believed to be double or triple systems, each component that is an L, T, or Y dwarf is listed. The table lists each object’s discovery name, discovery reference, and optical and near-infrared spectral types (with reference), if measured. The table also lists the absolute parallax from Table A1 and the total proper motion, along with a reference for the astrometry. For cases in which either a spectral type or parallax is estimated, the estimated value is shown in brackets. (For the T_{eff} values listed in the penultimate column, the reader is referred to Section 8.1.) The last column of the table is reserved for special notes. If a note of “[]” is listed, then that object’s listed parallax should be ignored in favor of the spectrophotometric estimate shown in brackets. If a note of “yng” or “sd” is listed, then that object is discussed further in Section 7.

Having now compiled the census, it is instructive to look back to previous attempts at assembling lists of nearby L, T, and Y dwarfs. These comparisons show how quickly our knowledge of this sample has evolved in just over fifteen years.

Kendall et al. (2004) published a list of the sixteen nearest L dwarfs, out to ~ 11 pc. Of those, fourteen appear in Table 11, the two exceptions being objects now considered to be late-M dwarfs: SDSS J143808.31+640836.3, which Cruz et al. (2003) classify as M9.5 in the optical, and 2MASSW J2306292–050227⁵³ (a.k.a. TRAPPIST 1), which Gizis et al. (2000) type as an optical M7.5.

Looper et al. (2008b) published a list of L dwarfs believed to fall within 10 pc. All ten of those objects appear in Table 11.

Reid et al. (2008b) published a list of 94 L dwarf systems believed to lie within 20 pc. Eighty-four of these appear in Table 11. The exceptions are eight systems—2MASS J01550354+0950003, 2MASS J02284243+1639329, DENIS J061549.3–010041, SDSS J080531.84+481233.0, DENIS J082303.1–491201, 2MASS J09111297+7401081, 2MASS J19360187–5502322, and 2MASS J20360316+1051295—that are now known to fall just outside of the 20 pc volume according to Gaia DR2, and two objects—DENIS J065219.7–253450 (M9.2 near-infrared; Bardalez Gagliuffi et al. 2014) and 2MASSW J1421314+182740 (M8.9 near-infrared; Bardalez Gagliuffi et al. 2014)—that we consider to be late-M dwarfs.

Kirkpatrick et al. (2012) published the full stellar census within 8 pc, using a combination of preliminary trigonometric parallaxes and spectrophotometric distance estimates for the L, T, and Y dwarfs. All 33 of those L, T, and Y dwarfs appear in Table 11.

Kirkpatrick et al. (2019a) gave a listing of 235 L0-L5.5 and T6-Y1+ dwarfs within 20 pc. However, they missed a few objects, discovered prior to their paper, that this new census now includes. In the L0-L5.5 range, a handful of component objects in systems known to be binaries or triples were overlooked—DENIS 0205–1159A ([L5]; Bouy et al. 2005), 2MASS 1315–2649A (L5.5/L5; Burgasser et al. 2011), LSPM 1735+2634B (L0; Law et al. 2006), Gl 802B ([L5-L7]; Ireland et al. 2008), and DENIS 2252–1730 ([L4;]; Reid et al. 2006b). Several previously published objects near the L0 or L5.5 edges are now considered to fall within the L0-L5.5 range based on published spectral types—2MASS 0413+3709 ([L1]; Kirkpatrick et al. 2010), 2MASS 0421–6306 (L5 β ; Cruz et al. 2007), 2MASS 0835–0819 (L5; Cruz et al. 2003), 2MASS 0908+5032 (L5/L6; Cruz et al. 2003), and 2MASS 1010–0406 (L6/L5; Cruz et al. 2003). Two objects in the middle of the L0-L5.5 range were also overlooked: WISE J0508+3319 (L2; Kirkpatrick et al. 2016) and DENIS J1013–7842 (L3; Aberasturi et al. 2014). Finally, one object (2MASS J21580457–1550098; L4/L5; Gizis et al. 2003) has now been dropped from the Kirkpatrick et al. (2019a) list because a definitive parallax from Smart et al. (2018) shows that it likely lies beyond 20 pc. In the T6-Y1+ range, two objects near T6 were overlooked—UGPS 0355+4743 (T6; Smith et al. 2014) and 2MASS 2154+5942 (T6; Looper et al. 2007)—along with two later T dwarfs—2MASS 1315–2649B (T7; Burgasser et al. 2011) and Gl 758B (T7; Thalmann et al. 2009).

Bardalez Gagliuffi et al. (2019) published a list of 472 dwarfs of type M7 through L5 within 25 pc, of which 283 fall within 1σ of 20 pc. Three of the L dwarfs do not appear in our Table 11, because we consider them to have late-M spectral types: DENIS J065219.7–253450 (see above), 2MASS J14213145+1827407 (see above), and 2MASSI J1438082+640836 (M9.5 optical; Cruz et al. 2003). Several other L dwarfs are now known (or are likely, within the uncertainties) to be outside of the 20 pc volume based on accurate parallaxes: DENIS J1228.2–1547AB (Dupuy & Liu 2017), SDSS J133148.92–011651.4 (Smart et al. 2018), SDSS J144600.59+002451.9 (Faherty et al. 2012), SDSS J153453.33+121949.2 (Gaia Collaboration et al. 2018), 2MASS J21580457-1550098 (Smart et al. 2018), and 2MASS J23512200+3010540 (Liu et al. 2016). Two other L dwarfs, 2MASS J04474307-1936045 (~ 26 pc; Faherty et al. 2012), and SDSS J092308.70+234013.6 (~ 21 pc; Schmidt et al. 2010), have published

⁵³ Kendall et al. (2004) mistakenly list this as 2MASSW J2306292+154905.

Table 11
The Full-sky 20 pc Census of L, T, and Y Dwarfs (Known as of 2020 October)

Discovery Designation (1)	Disc. References (2)	Optical Sp. Type ^a (3)	Type References (4)	Infrared Sp. Type ^a (5)	Type References (6)	ϖ_{abs}^a (mas) (7)	μ_{tot} (mas yr ⁻¹) (8)	Astrom. References (9)	T_{eff} (K) (10)	Special Note ^b (11)
SDSS J000013.54+255418.6	57	T5	214	T4.5	61	70.8 ± 1.9	128.1 ± 1.3	67	1227 ± 95	
GJ 1001B (000434–404405)	101	L5	102	82.0946 ± 0.3768	1641.6 ± 0.6	168	1613 ± 134	
GJ 1001C (000434–404405)	116	L5	102	82.0946 ± 0.3768	1641.6 ± 0.6	168	1613 ± 134	
WISE J000517.48+373720.5	8	T9	8	126.9 ± 2.1	1033.6 ± 1.4	0	555 ± 88	
2MASS J00145575–4844171	103	L2.5 pec	103	L2.5 ± 1	104	50.1064 ± 0.3898	915.1 ± 0.5	168	1887 ± 88	
WISE J001505.87–461517.6	2	T8	2	75.2 ± 2.4	802.5 ± 1.5	0	656 ± 88	
2MASSW J0015447+351603	105	L2	105	L1.0	106	58.6085 ± 0.3664	262.9 ± 0.5	168	1898 ± 88	
CWISE J002727.44–012101.7	0	T9	0	54.2 ± 7.9	452.9 ± 3.3	0	566 ± 79	[59.8]
WISE J003110.04+574936.3	20	L8	20	71.0 ± 3.2	522.1 ± 2.2	0	1460 ± 88	
WISE J003231.09–494651.4	2	T8.5	2	60.8 ± 2.5	937.2 ± 1.6	0	609 ± 88	
ULAS J003402.77–005206.7	27	T8.5	10	68.7 ± 1.4	359.2 ± 0.8	67	619 ± 88	
2MASS J00345157+0523050	3	T6.5	61	118.8 ± 2.7	696.8 ± 2.0	0	899 ± 82	
2MASSW J0036159+182110	107	L3.5	107	L4	124	114.4167 ± 0.2088	910.0 ± 0.4	168	1869 ± 64	
WISE J003829.05+275852.1	8	T9	8	88.2 ± 2.0	93.2 ± 1.4	0	545 ± 88	
GI 27B (003921+211501)	28	T8	61	89.7891 ± 0.0581	591.8 ± 0.1	168 ^c	793 ± 35	
WISE J004024.88+090054.8	8	T7	8	69.8 ± 1.5	74.5 ± 2.2	1	850 ± 88	
CWISE J004143.77–401929.9	0	T8 pec	0	76.7 ± 9.6	1532.9 ± 2.1	0	686 ± 79	
CWISE J004311.24–382225.0	0	[T8.5]	0	[52.0]	392.5 ± 4.0	0	624 ± 79	
2MASSW J0045214+163445	109	L2 β	110	L2 γ	118,175	65.0151 ± 0.2274	362.1 ± 0.5	168	2059 ± 45	yng
WISE J004542.56+361139.1	8	T5	8	57.0 ± 3.7	185.7 ± 2.2	0	1021 ± 88	
WISEP J004701.06+680352.1	182	L7(γ ?)	175	L6-8 γ	175	82.3 ± 1.8	432.0 ± 1.8	198	1230 ± 27	yng
WISEU J004851.21+250814.9	233	[T8.5]	233	[74.0]	1231.0 ± 17.8	0	624 ± 79	
WISEPC J004928.48+044100.1	4	L9	4	62.6 ± 2.9	388.3 ± 4.1	237	1256 ± 88	
WISE J004945.61+215120.0	8	T8.5	8	140.4 ± 2.1	482.4 ± 1.4	0	640 ± 88	
2MASS J00501994–3322402	29	T7	61	94.6 ± 2.4	1485.1 ± 2.1	67	836 ± 71	
CFBDS J005910.90–011401.3	30	T8.5	10	103.2 ± 2.1	885.8 ± 1.1	67	566 ± 88	
CWISEP J010527.69–783419.3	232	[T9]	232	87.2 ± 4.4	331.5 ± 12.3	0	566 ± 79	
SDSSp J010752.33+004156.1	122	L8	136	L6	124	64.13 ± 4.51	634.5 ± 7.1	68	1385 ± 89	
WISE J011154.36–505343.2	184	T1.5	184	57.3 ± 4.7	498.6 ± 1.8	0	1239 ± 88	
CWISE J011952.82–450231.2	0	T8	0	[59.1]	160.2 ± 31.3	0	686 ± 79	
2MASS J01282664–5545343	111	L2	112	L1	111	54.0168 ± 0.2345	258.7 ± 0.8	168	1955 ± 88	
CFBDS J013302.27+023128.4	5	T8.5	5	53.1 ± 2.6	617.0 ± 1.8	0	661 ± 88	
SIMP J013656.57+093347.3	186	T2	214	T2	124	162.13 ± 0.57	1237.9 ± 0.2	172	1051 ± 198	yng
CWISE J014308.73–703359.1	0	[T7.5]	0	[51.3]	271.7 ± 32.0	0	751 ± 79	
2MASS J01443536–0716142	113	L5	113	L4.5	124	79.0319 ± 0.6240	431.6 ± 1.3	168	1628 ± 88	
WISE J014656.66+423410.0A	2	T9	2	51.7 ± 2.0	452.8 ± 1.3	0	566 ± 79	
WISE J014656.66+423410.0B	206	Y0	2	51.7 ± 2.0	452.8 ± 1.3	0	460 ± 79	
WISEPC J014807.25–720258.7	4	T9.5	4	91.7 ± 3.4	1269.3 ± 4.1	21,1	526 ± 88	
CWISE J014837.51–104805.6	0	[T8.5]	0	[66.8]	252.9 ± 11.4	0	624 ± 79	
CWISE J015349.89+613746.3	0	[T0]	0	[52.4]	203.6 ± 9.2	0	1254 ± 79	
DENIS-P J0205.4–1159A	138	[L5]	202	53.67 ± 1.12	432.3 ± 0.2	172	1613 ± 134	
DENIS-P J0205.4–1159B	203	[L8]	202	53.67 ± 1.12	432.3 ± 0.2	172	1335 ± 134	
DENIS-P J0205.4–1159[C]	202	[T0]	202	53.67 ± 1.12	432.3 ± 0.2	172	1254 ± 79	
WISEPA J020625.26+264023.6	4	L9 pec (red)	4	52.1 ± 1.4	444.7 ± 3.1	198	1281 ± 88	
2MASS J02132062+3648506C	80	T3	80	70.0180 ± 0.2041	92.1 ± 0.6	168 ^c	1175 ± 88	
2MASSI J0213288+444445	115	L1.5	115	51.6812 ± 0.3832	154.8 ± 0.7	168	2056 ± 88	

Table 11
(Continued)

Discovery Designation (1)	Disc. References (2)	Optical Sp. Type ^a (3)	Type References (4)	Infrared Sp. Type ^a (5)	Type References (6)	ϖ_{abs}^a (mas) (7)	μ_{tot} (mas yr ⁻¹) (8)	Astrom. References (9)	T_{eff} (K) (10)	Special Note ^b (11)
WISEPC J022322.39–293258.1	4	T7.5	4	80.7 ± 2.6	946.1 ± 1.9	1	706 ± 88	
WISEPA J022623.98–021142.8A	4	[T8]	1	51.1 ± 2.3	522.6 ± 2.3	237	686 ± 79	
WISEPA J022623.98–021142.8B	1	[T9.5]	1	51.1 ± 2.3	522.6 ± 2.3	237	511 ± 79	
CWISEP J023842.60–133210.7	232	[≥Y1]	232	85.8 ± 21.4	771.00 ± 73.32	0	367 ± 79	[55.6]
WISE J024124.73–365328.0	2	T7	2	53.1 ± 2.5	281.3 ± 1.5	0	868 ± 88	
2MASS J0243137–245329	32	T5.5	214	T6	61	93.62 ± 3.63	354.8 ± 4.1	68	972 ± 83	
WISE J024714.52+372523.5	8	T8	8	64.8 ± 2.0	92.6 ± 1.8	237	656 ± 88	
2MASS J0251148–035245	115	L3	115	L1	109	90.62 ± 3.02	2149.7 ± 0.9	169	1786 ± 88	
WISEPA J025409.45+022359.1	4,33	T8	4	146.1 ± 1.5	2572.2 ± 0.1	1	621 ± 73	
DENIS-P J0255–4700 (025503–470051)	81	L8	103	L9	61	205.3266 ± 0.2545	1153.4 ± 0.6	168	1290 ± 78	
2MASS J02572581–3105523	103	L8	103	L6	124	102.3651 ± 0.6073	712.5 ± 1.1	168	1311 ± 88	
WISEA J030237.53–581740.3	6	Y0:	6	59.9 ± 3.3	87.8 ± 5.0	0	460 ± 79	
WISE J030449.03–270508.3	7	Y0 pec	7	73.1 ± 2.6	509.8 ± 3.2	0	465 ± 88	
WISEA J030919.70–501614.2A	6	T7	236	62.2 ± 2.8	566.8 ± 1.9	0	819 ± 79	
WISEA J030919.70–501614.2[B]	1	[T7]	6	62.2 ± 2.8	566.8 ± 1.9	0	819 ± 79	
2MASS J03101401–2756452	194	L5:	194	L6.5	106	[50.2]	132.8 ± 3.6	0	1465 ± 134	
WISEPA J031325.96+780744.2	4	T8.5	4	135.6 ± 2.8	91.4 ± 1.4	0	570 ± 88	
2MASS J03140344+1603056	117	L0	117	M9.4	106	73.4296 ± 0.2757	248.6 ± 0.5	168	2129 ± 88	
WISE J031624.35+430709.1	8	T8	8	74.7 ± 2.1	439.0 ± 1.3	0	520 ± 88	
2MASS J03185403–3421292	103	L7	103	L6.5	124	74.1 ± 4.6	398.1 ± 3.0	0	1344 ± 107	
CWISEP J032109.59+693204.5	232	[Y0.5]	232	68.5 ± 4.0	993.5 ± 13.9	0	412 ± 79	
WISE J032301.86+562558.0	184	L7	194	51.9 ± 3.0	434.3 ± 2.7	0	1493 ± 88	
WISEA J032309.12–590751.0	1	T7	236	72.1 ± 2.9	735.6 ± 2.1	0	819 ± 79	
WISEPC J032337.53–602554.9	4	T8.5	4	71.7 ± 2.3	543.0 ± 1.4	0	617 ± 88	
WISE J032517.69–385454.1	8	T9	8	60.2 ± 3.5	308.4 ± 2.1	0	556 ± 88	
WISE J032547.72+083118.2	8	T7	8	76.3 ± 2.8	135.0 ± 2.0	0	885 ± 88	
PSO J052.7214–03.8409 (033053–035027)	181	L9:	181	59.2 ± 3.3	147.2 ± 3.7	0	1197 ± 88	
WISE J033515.01+431045.1	8	T9	8	84.8 ± 1.7	1142.3 ± 0.9	0	495 ± 88	
WISE J033605.05–014350.4	8	Y0	22	99.8 ± 2.1	1241.8 ± 1.3	0	460 ± 79	
2MASS J03400942–6724051	120	L7::	120	107.1165 ± 0.6174	598.0 ± 2.3	168	1267 ± 88	
2MASS J03480772–6022270	34	T7	61	120.1 ± 1.8	817.8 ± 0.9	1	823 ± 88	
WISE J035000.32–565830.2	2	Y1	2	176.4 ± 2.3	612.1 ± 1.5	0	388 ± 88	
2MASS J03552337+1133437	117	L5 γ	110	L3-L6 γ	175	109.6451 ± 0.7368	668.4 ± 1.8	168	1478 ± 58	yng
UGPS J03553200+4743588	83	[T6]	83	66.4 ± 3.2	538.5 ± 8.1	0	864 ± 88	
WISE J035934.06–540154.6	2	Y0	2	73.6 ± 2.0	770.7 ± 1.1	0	436 ± 88	
WISE J040137.21+284951.7	119	L3	119	L2.5	119	80.2894 ± 0.2615	480.9 ± 0.6	168	1816 ± 88	
CWISEP J040235.55–265145.4	232	[≥Y1]	232	116.4 ± 20.5	934.0 ± 34.5	0	367 ± 79	[82.5]
WISE J040418.01+412735.6	119	L2	119	L3 pec (red)	15	61.7516 ± 0.4163	396.1 ± 1.2	168	1780 ± 88	
2MASS J04070885+1514565	3	T5.5	124	56.74 ± 2.07	237.7 ± 0.7	200	1027 ± 88	
WISEPA J041022.71+150248.5	10	Y0	10	151.3 ± 2.0	2418.3 ± 1.1	0	451 ± 88	
CWISE J041102.41+471422.6	0	[T7]	0	[61.0]	463.1 ± 35.8	0	819 ± 79	
Gaia J041246.85–073416.8 ^d	229	[L1:]	229	L2 pec	0	59.6888 ± 0.3365	592.3 ± 0.5	168	1963 ± 134	
WISE J041358.14–475039.3	8	T9	8	50.7 ± 3.3	329.5 ± 3.4	0	540 ± 88	
2MASS J04134574+3709087	133	[L1]	220	51.6559 ± 0.3322	684.5 ± 0.9	168	1965 ± 88	
2MASS J0415195–093506	32	T8	197	T8	61	175.2 ± 1.7	2278.2 ± 1.2	67	677 ± 56	
WISEA J041743.13+241506.3	238	T6	236	[84.0]	470.5 ± 16.0	0	965 ± 79	

Table 11
(Continued)

Discovery Designation (1)	Disc. References (2)	Optical Sp. Type ^a (3)	Type References (4)	Infrared Sp. Type ^a (5)	Type References (6)	ϖ_{abs}^a (mas) (7)	μ_{tot} (mas yr ⁻¹) (8)	Astrom. References (9)	T_{eff} (K) (10)	Special Note ^b (11)
2MASS J04210718–6306022	120	L5 β	110	L5 γ	275	50.0 \pm 3.3	265.0 \pm 2.9	0	1388 \pm 197	yng
SDSSp J042348.57–041403.5A	122	L6.5:	67	67.8584 \pm 1.5052	354.2 \pm 2.3	168	1465 \pm 134	
SDSSp J042348.57–041403.5B	208	T2	67	67.8584 \pm 1.5052	354.2 \pm 2.3	168	1218 \pm 79	
CWISE 042455.69+000221.5	232	T9:	0	[53.2]	208.7 \pm 35.0	0	566 \pm 79	
2MASS J04250679–4255085	158	L8	158	[59.7]	156.1 \pm 7.2	0	1335 \pm 134	
WISE J043052.92+463331.6	8	T8	8	96.1 \pm 2.9	961.4 \pm 2.6	0	516 \pm 88	
2MASSI J0439010–235308	115	L6.5	115	L6	124	80.7917 \pm 0.5139	190.7 \pm 1.1	168	1290 \pm 82	
2MASSI J0445538–304820	115	L2	115	61.9685 \pm 0.1843	449.7 \pm 0.5	168	1809 \pm 90	
WISEPA J044853.29–193548.5	4	T5 pec	4	57.6 \pm 3.0	1179.5 \pm 1.3	0	950 \pm 88	sd
WISE J045746.08–020719.2	35	T2	35	82.0 \pm 2.9	140.4 \pm 3.7	237	1259 \pm 88	
WISEPA J045853.89+643452.9A	11	T8.5	10	106.7 \pm 2.8	358.0 \pm 1.4	0	624 \pm 79	
WISEPA J045853.89+643452.9B	56	T9.5	10	106.7 \pm 2.8	358.0 \pm 1.4	0	511 \pm 79	
WISEPA J050003.05–122343.2	4	T8	4	84.6 \pm 2.2	724.8 \pm 2.5	237	614 \pm 88	
2MASS J05002100+0330501	117	L4	117	L4.1	106	76.2093 \pm 0.3565	351.8 \pm 0.7	168	1793 \pm 72	
WISEU J050305.68–564834.0	233	[\geq Y1]	233	98.3 \pm 3.9	812.1 \pm 13.7	0	367 \pm 79	
PSO J076.7092+52.6087 (050650+523631)	181	T4.5	181	61.3 \pm 3.1	208.3 \pm 5.7	0	1135 \pm 88	
WISE J050854.88+331920.8	16	L2	149	52.9819 \pm 0.6076	654.1 \pm 1.4	168	1850 \pm 88	
2MASS J05103524–4208146	24	T5	24	53.8 \pm 2.4	592.1 \pm 1.5	200	1006 \pm 88	
WISEPA J051317.28+060814.7	4	T6.5	4	70.8 \pm 1.5	433.0 \pm 1.0	1	916 \pm 88	
CWISE J051427.35+200447.7	0	T0.5	0	[54.1]	103.8 \pm 10.0	0	1245 \pm 79	
WISE J052126.29+102528.4	35	T7.5	35	150.2 \pm 3.0	492.1 \pm 3.5	0	727 \pm 88	
UGPS J052127.27+364048.6	46	T8.5	46	122.2 \pm 1.6	1614.6 \pm 1.3	1	616 \pm 88	
2MASSI J0523382–140302	115	L2.5	115	L5	109	78.3632 \pm 0.1855	193.4 \pm 0.4	168	1939 \pm 68	
WISE J053516.80–750024.9	2	\geq Y1:	2	68.7 \pm 2.0	122.4 \pm 1.1	0	410 \pm 88	
CWISEP J053644.82–305539.3	232	[T9.5]	0	78.1 \pm 3.8	37.4 \pm 13.7	0	511 \pm 79	
SDSSp J053951.99–005902.0	121	L5	121	L5	122	78.5318 \pm 0.5707	359.9 \pm 1.1	168	1659 \pm 74	
CWISE J054025.89–180240.3	0	T5	0	59.2 \pm 4.0	94.6 \pm 3.8	237	982 \pm 88	
WISE J054047.00+483232.4	8	T8.5	8	69.4 \pm 2.1	678.8 \pm 1.3	0	606 \pm 88	
WISEPA J054231.26–162829.1	4	T6.5	4	61.3 \pm 2.6	371.0 \pm 3.5	237	895 \pm 88	
WISE J054601.19–095947.5	8	T5	8	50.4 \pm 3.6	11.7 \pm 3.5	237	1105 \pm 88	
2MASS J05591914–1404488	51	T5	197	T4.5	124	97.28 \pm 0.59	661.5 \pm 0.2	172	1301 \pm 75	
CWISE J060149.45+141955.2	0	T2.5	0	[54.3]	234.6 \pm 10.1	0	1209 \pm 79	
2MASS J06020638+4043588	24	T4.5	24	76.4 \pm 3.1	324.0 \pm 2.1	0	985 \pm 88	
LSR J0602+3910 (060230+391058)	123	L1	123	L1 β	175	85.6140 \pm 0.1663	530.0 \pm 0.4	168	1857 \pm 133	yng
WISEP J060738.65+242953.4	119	L8	119	L9	20	136.9449 \pm 0.6553	572.7 \pm 1.4	168	1271 \pm 88	
GI 229B (061034–215200)	36	T7pec	61	173.6955 \pm 0.0457	731.8 \pm 0.2	168 ^c	927 \pm 77	
WISEPA J061407.49+391236.4A	4	[T6]	1	53.7 \pm 1.7	529.3 \pm 1.2	1	965 \pm 79	
WISEPA J061407.49+391236.4B	1	[T8]	1	53.7 \pm 1.7	529.3 \pm 1.2	1	686 \pm 79	
WISE J061437.73+095135.0	8	T7	8	64.9 \pm 2.0	416.4 \pm 1.1	0	833 \pm 88	
WISEA J061557.21+152626.1	22	T8.5	22	52.8 \pm 3.1	532.9 \pm 3.6	0	624 \pm 88	
CWISE J061741.79+194512.8A	0	[L6.5]	0	[133.0]	119.8 \pm 5.5	0	1465 \pm 134	
CWISE J061741.79+194512.8B	0	[T8:]	0	[133.0]	119.8 \pm 5.5	0	686 \pm 79	
CWISE J062050.79–300620.8	0	T2.5	0	[54.6]	147.7 \pm 12.3	0	1209 \pm 79	
WISEPA J062309.94–045624.6	4	T8	4	86.5 \pm 1.7	921.9 \pm 2.4	237	688 \pm 88	
2MASS J06244595–4521548	117	L5	117	L5	124	81.6233 \pm 0.4986	378.4 \pm 1.5	168	1501 \pm 85	
WISEPA J062720.07–111428.8	4	T6	4	74.8 \pm 3.6	338.1 \pm 1.6	1	1023 \pm 88	

Table 11
(Continued)

Discovery Designation (1)	Disc. References (2)	Optical Sp. Type ^a (3)	Type References (4)	Infrared Sp. Type ^a (5)	Type References (6)	ϖ_{abs}^a (mas) (7)	μ_{tot} (mas yr ⁻¹) (8)	Astrom. References (9)	T_{eff} (K) (10)	Special Note ^b (11)
CWISEP J063428.10+504925.9	232	[Y0]	232	62.0 ± 4.2	1192.4 ± 19.2	0	460 ± 79	
2MASS J06411840-4322329	112	L1.5	112	L2.4:	106	51.2819 ± 0.1930	666.6 ± 0.5	168	1927 ± 120	
WISE J064205.58+410155.5	8	extr. red	8	62.6 ± 3.1	383.1 ± 1.7	0	1185 ± 88	
WISE J064336.71-022315.4	228	L8	228	71.9172 ± 1.3761	223.0 ± 3.4	168	1286 ± 88	
WISEA J064503.72+524054.1	233	[T8.5]	233	53.5 ± 4.2	982.1 ± 16.3	0	624 ± 79	
WISEA J064528.39-030247.9	6	T6	6	54.1 ± 3.0	322.2 ± 2.2	0	817 ± 88	
2MASS J06453153-6646120	133	sdL8	133	sdL8	133	53.8 ± 2.9	1582.3 ± 2.6	0	1369 ± 88	sd
HD 46588B (064627+793504)	84	L9:	84	54.9292 ± 0.1076	612.0 ± 0.3	168 ^c	1257 ± 88	
WISE J064723.23-623235.5	12	Y1	12	99.5 ± 1.7	393.9 ± 0.9	0	393 ± 88	
WISEA J064750.85-154616.4	85	L9.5	85	62.7 ± 3.3	178.4 ± 3.0	0	1391 ± 88	
PSO J103.0927+41.4601 (065222+412736)	86	T0	86	57.6 ± 3.3	41.0 ± 3.2	0	1395 ± 88	
2MASSI J0652307+471034	115	L4.5	115	L6.5	124	110.31 ± 0.29	181.7 ± 0.1	172	1597 ± 88	
WISEPA J065609.60+420531.0	4	T2	214	T3	4	63.0 ± 4.1	356.7 ± 5.5	237	1235 ± 88	
2MASS J07003664+3157266A	125	L3	117	L3:	102	88.2790 ± 0.3479	559.9 ± 0.7	168	1838 ± 134	
2MASS J07003664+3157266B	117	L6.5	117	L6.5:	102	88.2790 ± 0.3479	559.9 ± 0.7	168	1465 ± 134	
2MASS J07003664+3157266[C]	180	L6.5::	180	88.2790 ± 0.3479	559.9 ± 0.7	168	1465 ± 134	
WISE J070159.79+632129.2	8	T3	8	52.6 ± 3.0	263.0 ± 1.4	0	1281 ± 88	
WISEA J071301.86-585445.2	6	T9	6	82.1 ± 3.0	372.3 ± 2.5	0	521 ± 88	
WISE J071322.55-291751.9	2	Y0	2	109.3 ± 2.1	542.0 ± 1.3	0	464 ± 88	
WISEA J071552.38-114532.9	126	L4 pec (blue)	126	55.5855 ± 0.3446	803.3 ± 0.8	168	1154 ± 88	
WISE 072003.20-084651.2B	238	[T5.5]	239	147.1 ± 1.2	125.3 ± 4.6	240	1183 ± 88	
UGPS J072227.51-054031.2	37	T9	4	T9	10	242.8 ± 2.4	970.3 ± 2.1	40	569 ± 45	
WISE J072312.44+340313.5	8	T9:	8	60.8 ± 2.1	348.1 ± 1.2	0	631 ± 88	
2MASSI J0727182+171001	32	T8	197	T7	61	112.5 ± 0.9	1296.2 ± 0.9	67	845 ± 71	
2MASS J07290002-3954043	24	T8 pec	24	126.3 ± 8.3	1738.3 ± 7.6	66	752 ± 69	sd
WISE J073444.02-715744.0	2	Y0	2	74.5 ± 1.7	569.0 ± 0.9	0	462 ± 88	
SDSS J074149.15+235127.5	57	T5.5	124	73.2 ± 3.4	343.8 ± 2.2	0	909 ± 88	
SDSS J074201.41+205520.5	57	T5	124	63.5 ± 3.1	400.3 ± 1.1	0	958 ± 102	
WISEPA J074457.15+562821.8	4	T8	4	65.3 ± 2.0	781.7 ± 1.1	0	726 ± 88	
ULAS J074502.79+233240.3	19	T8.5	19	[≥51.5]	624 ± 79	
2MASSI J0746425+200032A	107	L0	128	81.9 ± 0.3	378.5 ± 0.3	170	2237 ± 134	
2MASSI J0746425+200032B	127	L1.5	128	81.9 ± 0.3	378.5 ± 0.3	170	2029 ± 134	
WISEPA J075003.84+272544.8	4	T8.5	4	68.4 ± 3.4	783.2 ± 2.7	1	583 ± 88	
WISEPA J075108.79-763449.6	4	T9	4	97.9 ± 6.7	216.7 ± 5.3	1	492 ± 88	
DENIS-P J0751164-253043	129	L1.5	129	L1.1	106	56.5689 ± 0.1555	891.0 ± 0.3	168	2083 ± 64	
WISE J075430.95+790957.8	8	extr. red	8	51.1 ± 1.2	437.3 ± 3.0	198	1248 ± 88	
2MASSI J0755480+221218	32	T6	197	T5	124	67.4 ± 3.2	257.1 ± 1.4	0	1001 ± 88	
HIP 38939B (075804-253735)	88	T4.5	88	54.1012 ± 0.0386	437.8 ± 0.1	168 ^c	1095 ± 88	
SDSS J075840.33+324723.4	57	T3	214	T2.5	124	101.3 ± 3.3	400.9 ± 1.5	0	1169 ± 88	
WISEPC J075946.98-490454.0	4	T8	4	90.7 ± 2.1	447.1 ± 1.1	0	666 ± 88	
CWISE J080556.14+515330.4	0	[T7.5]	0	[64.2]	578.0 ± 28.3	0	751 ± 79	
WISEA J080622.22-082046.5	233	[T8]	233	82.2 ± 9.0	1331.1 ± 36.3	0	819 ± 79	
WISE J080700.23+413026.8	20	L8 pec	20	50.7 ± 3.3	346.6 ± 1.8	0	1383 ± 88	
WD 0806-661B (080714-661848)	65	[Y1]	1	51.9342 ± 0.0195	442.8 ± 0.1	168 ^c	377 ± 88	
WISE J081117.81-805141.3	8	T9.5:	8	99.1 ± 7.7	293.4 ± 6.9	21,1	479 ± 88	
DENIS J081730.0-615520	38	T6	38	191.5301 ± 0.6037	1110.7 ± 1.7	168	1004 ± 91	

Table 11
(Continued)

Discovery Designation (1)	Disc. References (2)	Optical Sp. Type ^a (3)	Type References (4)	Infrared Sp. Type ^a (5)	Type References (6)	ϖ_{abs}^a (mas) (7)	μ_{tot} (mas yr ⁻¹) (8)	Astrom. References (9)	T_{eff} (K) (10)	Special Note ^b (11)
WISEPA J081958.05–033529.0	4	T4	214	T4	4	71.4 ± 2.2	250.5 ± 1.0	200	1225 ± 88	
WISE J082000.48–662211.9	184	L9.5	184	56.1 ± 3.4	355.9 ± 2.9	0	1206 ± 88	
WISE J082507.35+280548.5	9	Y0.5	9	152.6 ± 2.0	245.1 ± 1.3	0	376 ± 88	
2MASS J0825196+211552	105	L7.5	105	L7	124	93.19 ± 0.59	581.1 ± 0.2	172	1341 ± 73	
WISEA J082640.45–164031.8	15	L9	15	67.8 ± 3.5	985.8 ± 3.8	0	1263 ± 88	
SSSPM J0829-1309 (082834-130919)	130	L2	130	85.5438 ± 0.1720	582.2 ± 0.3	168	1983 ± 88	
SDSSp J083008.12+482847.4	122	L8	103	L9.5 ± 1	124	76.42 ± 3.43	1267.0 ± 6.5	68	1258 ± 97	
WISEA J083011.95+283716.0	234	[≥Y1]	234	90.6 ± 13.7	2054.1 ± 57.1	0	367 ± 79	[121.4]
WISE J083337.83+005214.2	13	(sd)T9	13	79.7 ± 3.1	1777.3 ± 2.9	0	472 ± 88	sd
2MASS J0835425–081923	115	L5	115	L5	124	138.6098 ± 0.2781	615.3 ± 0.6	168	1754 ± 112	
CWISE J084506.51–330532.7	0	T7	0	[57.3]	1061.8 ± 35.1	0	819 ± 79	
2MASS J0847287-153237	115	L2	115	56.9235 ± 0.3167	239.8 ± 0.8	168	1794 ± 81	
WISE J085510.83–071442.5	14,16	[Y4]	1	439.0 ± 2.4	8151.6 ± 1.8	0	250 ± 50	
WISEPA J085716.25+560407.6	4	T8	4	85.3 ± 2.1	754.9 ± 1.3	0	671 ± 88	
SDSSp J085758.45+570851.4	122	L8	103	L8	175	71.2343 ± 1.0255	565.5 ± 2.3	168	1455 ± 88	
ULAS J085910.69+101017.1	64	T7	64	50.3 ± 1.7	712.7 ± 1.6	1	709 ± 88	
2MASS J0859254–194926	115	L7:	120	L8	20	71.22 ± 3.54	337.5 ± 1.0	199	1374 ± 100	
CWISEP J085908.26+152527.1	232	[T8]	232	[53.2]	271.9 ± 61.1	0	686 ± 79	
CWISEP J085938.95+534908.7	232	[Y0]	232	[53.8]	392.4 ± 52.3	0	460 ± 79	
ULAS J090116.23–030635.0	39	T7.5	39	62.6 ± 2.6	264.0 ± 3.6	70	638 ± 88	
2MASS J0908380+503208	115	L5	115	L6	124	95.8202 ± 0.6983	628.6 ± 2.2	168	1360 ± 88	
SDSS J090900.73+652527.2	53	T1.5	124	63.9 ± 3.9	253.0 ± 1.8	0	1146 ± 88	
CWISE J091105.02+214645.1	0	T9	0	[72.8]	667.0 ± 2.5	0	566 ± 79	
2MASS J09153413+0422045A	117	L6:	209	54.8460 ± 1.0970	112.9 ± 2.8	168	1512 ± 134	
2MASS J09153413+0422045B	117	L7::	209	54.8460 ± 1.0970	112.9 ± 2.8	168	1420 ± 134	
CWISE J091735.38–634451.2	0	L7	0	[62.2]	110.0 ± 8.8	0	1420 ± 134	
WISE J092055.40+453856.3	89	L9	8	79.4 ± 3.9	856.6 ± 4.8	237	1288 ± 88	
SIPS J0921–2104 (092114–210444)	117,131	L2	117	L4: (blue)	132,133	79.3128 ± 0.2253	944.2 ± 0.5	168	1930 ± 88	
CWISE J092503.20–472013.8	0	[Y0]	0	[93.3]	808.0 ± 57.2	0	460 ± 79	
2MASS J0937347+293142	32	T7	197	T6pec	61	162.84 ± 3.88	1622.0 ± 7.1	68	881 ± 74	sd
CWISEP J093852.89+063440.6	232	[Y0]	232	67.9 ± 13.8	792.9 ± 50.6	0	460 ± 79	[53.2]
2MASS J09393548–2448279A	29	[T8]	61	187.3 ± 4.6	1191.7 ± 3.4	71	686 ± 79	sd
2MASS J09393548–2448279[B]	29	[T8]	61	187.3 ± 4.6	1191.7 ± 3.4	71	686 ± 79	
CWISEP J094005.50+523359.2	232	[≥Y1]	232	66.4 ± 12.2	491.2 ± 51.9	0	367 ± 79	[75.0]
WISE J094305.98+360723.5	18	T9.5	18	97.1 ± 2.9	836.3 ± 1.8	0	468 ± 88	
LHS 6176B (095047+011734)	40,41	T8	19,8	57.9 ± 2.3	434.1 ± 1.3	1	664 ± 88	sd
PSO J149.0341–14.7857 (095608–144708)	181	L9	181	65.4 ± 3.4	167.4 ± 6.4	237	1169 ± 88	
LHS 5166B (100439–333518)	135	L4	135	53.4639 ± 0.0860	488.8 ± 0.2	168 ^c	1753 ± 88	
2MASS J10073369–4555147	24	T5.5	24	72.64 ± 2.80	736.9 ± 1.2	200	1017 ± 94	
CWISEP J100854.84+203136.6	232	[T9.5]	0	37.1 ± 15.1	215.3 ± 51.5	0	511 ± 79	[53.9]
2MASS J1010148–040649	115	L6	115	L5	124	57.7 ± 3.6	320.0 ± 3.6	0	1416 ± 123	

Table 11
(Continued)

Discovery Designation (1)	Disc. References (2)	Optical Sp. Type ^a (3)	Type References (4)	Infrared Sp. Type ^a (5)	Type References (6)	ϖ_{abs}^a (mas) (7)	μ_{tot} (mas yr ⁻¹) (8)	Astrom. References (9)	T_{eff} (K) (10)	Special Note ^b (11)
ULAS J101243.54+102101.7	26	T5.5	19	59.7 ± 1.8	680.2 ± 2.7	237	799 ± 88	
DENIS J1013-7842	225	L3	225	71.1390 ± 0.2987	264.1 ± 0.9	168	1799 ± 88	
WISEPC J101808.05-244557.7	4	T8	4	83.0 ± 2.8	822.5 ± 1.5	0	627 ± 88	
2MASS J10224821+5825453	112	L1 β	110	L1 β	175	54.3331 ± 0.3143	1095.7 ± 0.5	168	1823 ± 136	yng
WISE J102557.72+030755.7	8	T8.5	8	83.6 ± 2.3	1211.5 ± 1.4	0	594 ± 88	
2MASSI J1029216+162652	105	L2.5	105	L2.8	106	52.3361 ± 0.7414	508.9 ± 1.3	168	1834 ± 88	
ULAS J102940.52+093514.6	19	T8	20	68.6 ± 1.7	442.9 ± 2.7	237	709 ± 88	
CWISEP J103453.14+161228.0	232	[T7.5]	232	[52.1]	242.3 ± 52.2	0	751 ± 79	
2MASSW J1036530-344138	135	L6	135	L6.5	124	68.0213 ± 1.7241	456.9 ± 4.3	168	1368 ± 131	
WISEPC J104245.23-384238.3	4	T8.5	4	65.4 ± 3.4	93.7 ± 6.2	21,1	570 ± 88	
2MASS J10430758+2225236	120	L8	120	L9	62	52.4 ± 2.9	132.2 ± 4.6	237	1377 ± 88	
SDSS J104335.08+121314.1	53	L9	133	59.9 ± 3.1	254.3 ± 4.7	237	1252 ± 88	
SDSS J104523.98-014957.7	136	L1	136	L1	112	58.6576 ± 0.2384	507.8 ± 0.5	168	2091 ± 88	
2MASSI J1047538+212423	43	T7	197	T6.5	61	94.73 ± 3.81	1728.4 ± 7.7	68	880 ± 76	
CWISEP J104756.81+545741.6	232	[Y0]	232	75.2 ± 12.8	452.7 ± 54.6	0	460 ± 79	
SDSS J104842.84+011158.5	136	L1	136	L4	137	66.4589 ± 0.2143	497.2 ± 0.5	168	2078 ± 88	
WISE J104915.57-531906.1A	90	L8:	211	L7.5	210	501.557 ± 0.082	2790.4 ± 0.2	179	1334 ± 58	
WISE J104915.57-531906.1B	90	T1.5::	211	T0.5:	210	501.557 ± 0.082	2790.4 ± 0.2	179	1261 ± 55	
2MASS J10511900+5613086	117	L2	117	L0.8	106	63.9956 ± 0.1886	389.0 ± 0.4	168	2006 ± 88	
WISE J105130.01-213859.7	8	T8.5	22	64.0 ± 2.3	202.2 ± 1.4	0	575 ± 88	
WISE J105257.95-194250.2	20	T7.5	20	67.8 ± 2.2	447.5 ± 3.0	0	785 ± 88	
CWISE J105512.11+544328.3	0	[sdT8]	0	145.0 ± 14.7	1534.9 ± 2.9	0	686 ± 79	
WISEA J105553.62-165216.5	6	T9.5	22	71.7 ± 2.3	1084.1 ± 1.4	0	511 ± 79	
DENIS-P J1058.7-1548	138	L3	139	L3	124	54.6468 ± 0.5213	259.9 ± 1.1	168	1809 ± 68	
CWISE J110201.76+350334.7	0	[T9]	233	[59.3]	170.4 ± 57.1	0	566 ± 79	
2MASSI J1104012+195921	140	L4.5	140	L5.5	124	55.9160 ± 0.4448	133.8 ± 1.2	168	1722 ± 88	
2MASSW J1108307+683017	142	L1 γ	175	L1 γ	175	61.3537 ± 0.1985	309.4 ± 0.5	168	1951 ± 197	yng
SDSSp J111010.01+011613.1	122	T5.5	61	52.1 ± 1.2	355.0 ± 0.7	67	926 ± 18	yng
WISE J111239.24-385700.7	6	T9	6	102.6 ± 3.7	951.4 ± 2.2	0	461 ± 88	
2MASS J11145133-2618235	29	T8	214	T7.5	61	179.2 ± 1.4	3043.2 ± 1.1	67	669 ± 55	
WISE J111838.70+312537.9	2,44	T8.5	44	114.4867 ± 0.4316	696.2 ± 1.1	168 ^c	559 ± 88	
CWISE J112106.36-623221.5	0	[Y0]	0	[96.8]	669.0 ± 69.8	0	460 ± 79	
LHS 2397aB (112149-131308)	93	[L7.5]	180	69.4903 ± 0.1760	474.5 ± 0.4	168 ^c	1282 ± 88	
2MASS J11220826-3512363	29	T2	124	74.8605 ± 1.5536	296.1 ± 3.6	168	1269 ± 88	
WISEPC J112254.73+255021.5	4	T6	4	66.3 ± 2.3	1028.6 ± 1.2	1	855 ± 88	
WISE J112438.12-042149.7	8	T7	8	59.4 ± 2.9	572.9 ± 1.8	0	819 ± 79	
2MASS J11263991-5003550	143	L4.5	132	L6.5 ± 2 pec	132,133	61.6319 ± 0.3273	1651.9 ± 0.6	168	1718 ± 88	
SIMP J11322058-3809562	94	L8: pec	94	59.0 ± 3.5	236.1 ± 3.4	0	1284 ± 88	
CWISE J113833.47+721207.8	0	[T7.5]	0	40.7 ± 7.1	517.7 ± 1.8	0	751 ± 79	[54.6]
CWISE J114120.42-211024.5	0	T9:	0	[57.9]	1007.5 ± 21.9	0	566 ± 79	
WISEA J114156.67-332635.5	21	Y0	6	104.0 ± 2.9	914.1 ± 2.6	0	460 ± 79	
WISEP J115013.88+630240.7	4	T8	4	121.4 ± 2.7	676.6 ± 1.4	0	686 ± 79	
ULAS J115239.94+113407.6	19	T8.5	19	56.7 ± 2.7	489.5 ± 2.3	0	643 ± 88	
2MASSW J1155395-372735	135	L2	135	L2.3	106	84.5693 ± 0.1867	792.1 ± 0.3	168	1793 ± 80	
SDSSp J120358.19+001550.3	121	L3	121	L5	106	67.2362 ± 0.5553	1250.0 ± 1.4	168	1712 ± 88	
CWISE J120502.74-180215.5	0	T8	0	[52.3]	164.3 ± 3.6	0	686 ± 79	

Table 11
(Continued)

Discovery Designation (1)	Disc. References (2)	Optical Sp. Type ^a (3)	Type References (4)	Infrared Sp. Type ^a (5)	Type References (6)	ϖ_{abs}^a (mas) (7)	μ_{tot} (mas yr ⁻¹) (8)	Astrom. References (9)	T_{eff} (K) (10)	Special Note ^b (11)
WISE J120604.38+840110.6	9	Y0	9	84.7 ± 2.1	634.6 ± 1.3	0	454 ± 88	
2MASS J1213033-043243	115	L5	115	L4.2	106	59.4765 ± 1.0156	369.7 ± 2.6	168	1617 ± 88	
SDSS J121440.95+631643.4	53	T4	124	55.8 ± 4.6	132.9 ± 2.3	0	1085 ± 88	
2MASS J1217110-031113	43	T7	197	T7.5	61	91.7 ± 2.2	1057.1 ± 1.7	76,1	885 ± 75	
WISEPC J121756.91+162640.2A	4	T9	212	107.4 ± 3.5	1460.1 ± 2.2	0	566 ± 79	
WISEPC J121756.91+162640.2B	4	Y0	212	107.4 ± 3.5	1460.1 ± 2.2	0	460 ± 79	
SDSS J121951.45+312849.4	53	L9.5	124	52.0 ± 3.8	254.1 ± 4.1	237	1332 ± 88	
2MASS J12212770+0257198	117	L0	117	L0.5	114	53.9501 ± 0.2528	151.7 ± 0.6	168	2149 ± 88	
WISE J122152.28-313600.8	8	T6.5	8	76.8 ± 2.2	715.2 ± 1.5	0	898 ± 88	
2MASS J12255432-2739466A	43	T5.5	67	76.0 ± 2.5	736.8 ± 2.9	76,1	1044 ± 79	
2MASS J12255432-2739466B	67	T8	67	76.0 ± 2.5	736.8 ± 2.9	76,1	686 ± 79	
2MASS J12314753+0847331	3	T6	214	T5.5	61	70.2 ± 3.6	1573.1 ± 4.3	237	1047 ± 88	
2MASS J12373919+6526148	43	T7	197	T6.5	61	96.07 ± 4.78	1131.4 ± 8.9	68	851 ± 74	
CWISEP J124138.41-820051.9	232	[T8.5]	232	69.1 ± 3.8	280.8 ± 11.5	0	624 ± 79	
WISE J124309.61+844547.8	20	T9	20	54.5 ± 3.1	746.7 ± 2.6	0	601 ± 88	
WISE J124629.65-313934.2	95	T1	8	86.3432 ± 1.6050	560.0 ± 3.8	168	1234 ± 88	
WISE J125015.56+262846.9	8	T6.5	8	57.5 ± 3.7	738.4 ± 4.2	237	889 ± 88	
DENIS-P J1253108-570924	129	L0.5	129	60.0190 ± 0.2612	1622.4 ± 0.4	168	1963 ± 88	
SDSSp J125453.90-012247.4	96	T2	197	T2	124	78.34 ± 1.07	489.4 ± 0.2	172	1219 ± 94	
WISE J125715.90+400854.2	8	T7	8	57.0 ± 1.8	339.4 ± 2.2	237	857 ± 88	
WISEA J125721.01+715349.3	233	[≥Y1]	233	[60.2]	932.1 ± 19.1	0	367 ± 79	
VHS J125804.89-441232.4	23	T6	23	67.0 ± 2.9	203.6 ± 2.6	0	965 ± 79	
GI 494C (130041+122114)	45	T8	10	86.8570 ± 0.1515	633.2 ± 0.5	168 ^c	721 ± 94	
2MASSW J1300425+191235	142	L1	142	L3 (blue)	132,133	71.6755 ± 0.2012	1488.5 ± 0.4	168	2044 ± 88	
WISE J130141.62-030212.9	8	T8.5	8	54.5 ± 4.5	377.0 ± 3.8	0	679 ± 88	
ULAS J130217.21+130851.2	31	T8	10	65.0 ± 5.0	445.0 ± 9.2	77	640 ± 88	
Kelu-1A (130540-254105)	144	L3	146	L1.5-L3	145	53.8492 ± 0.7107	314.1 ± 1.4	168	1931 ± 134	
Kelu-1B (130540-254105)	145	L3	146	L3-L4.5	145	53.8492 ± 0.7107	314.1 ± 1.4	168	1750 ± 134	
GI 499C (130541+204639)	115	L5	147	L6.5	106	50.9035 ± 0.0435	109.8 ± 0.1	168 ^c	1603 ± 88	
WISEPC J131106.24+012252.4	4	T9;	4	68.8 ± 2.7	860.0 ± 1.3	1	554 ± 88	
ULAS J131508.42+082627.4	64	T7.5	64	50.5 ± 5.7	118.9 ± 3.3	1	590 ± 88	
2MASS J1315309-264951A	98	L5.5	103	L5	213	53.8729 ± 1.1265	746.5 ± 2.4	168	1613 ± 134	
2MASS J1315309-264951B	213	T7	213	53.8729 ± 1.1265	746.5 ± 2.4	168	819 ± 79	
CWISE J131548.23-493645.4	0	T3	0	[59.0]	181.2 ± 9.9	0	1199 ± 79	
WISE J131833.98-175826.5	8	T8	22	63.5 ± 2.2	526.0 ± 1.4	0	719 ± 88	
WISEPC J132004.16+603426.2	4	T6.5	4	60.6 ± 2.5	561.3 ± 1.4	1	901 ± 88	
WISEPA J132233.66-234017.1	4	T8	4	77.5 ± 4.2	524.1 ± 1.9	1	808 ± 88	
2MASS J13243559+6358284	24,188	T2: pec	24	99.7 ± 5.6	371.5 ± 3.0	0	1051 ± 197	yng
2MASSW J1326201-272937	135	L5	135	L6.6:	106	54.7 ± 5.9	365.7 ± 7.4	237	1349 ± 88	
WISEA J133300.03-160754.4	1	T9	0	52.8 ± 3.5	354.5 ± 2.5	0	689 ± 88	
ULAS J133553.45+113005.2	42	T8.5	10	99.9 ± 1.6	278.2 ± 1.2	67	573 ± 88	

Table 11
(Continued)

Discovery Designation (1)	Disc. References (2)	Optical Sp. Type ^a (3)	Type References (4)	Infrared Sp. Type ^a (5)	Type References (6)	ϖ_{abs}^a (mas) (7)	μ_{tot} (mas yr ⁻¹) (8)	Astrom. References (9)	T_{eff} (K) (10)	Special Note ^b (11)
SDSSp J134646.45–003150.4	47	T7	197	T6.5	61	69.2 ± 2.3	516.0 ± 3.3	76,1	1011 ± 86	
LHS 2803B (134802–134407)	230	T5.5	230	54.9973 ± 0.0838	857.9 ± 0.2	168 ^c	939 ± 88	
WISE J140035.40–385013.5	8	T4	8	61.7 ± 3.6	231.5 ± 2.1	0	1031 ± 88	
WISEPC J140518.40+553421.4	10	Y0.5(pec ?)	9,73	158.2 ± 2.6	2345.8 ± 1.6	0	411 ± 88	
WISE J140533.32+835030.5	119	L8	119	L9	119	103.1218 ± 0.7054	840.9 ± 1.7	168	1314 ± 88	
CWISE J141127.70–481153.4	0	[T6.5]	0	58.2 ± 4.7	489.0 ± 14.8	0	890 ± 79	
ULAS J141623.94+134836.3	49	[(sd)T7.5]	62	107.5599 ± 0.2958	154.9 ± 0.8	168 ^c	656 ± 54	sd
SDSS J141624.08+134826.7	100,134	sdL7	133	sdL7	133	107.5599 ± 0.2958	154.9 ± 0.8	168	1586 ± 88	sd
GI 547B (142320+011638)	50	sdT8,T8	50,8	57.3445 ± 0.0362	528.0 ± 0.1	168 ^c	613 ± 88	sd
DENIS-P J142527.97-365023.4	137	L3	150	L4 γ	175	84.5181 ± 0.3435	548.5 ± 0.8	168	1535 ± 53	ying
VHS J143311.46–083736.3	23	T8	23	56.5 ± 2.8	366.4 ± 1.9	0	578 ± 88	
WISEPA J143602.19–181421.8	4	T8pec	4	50.9 ± 2.0	116.5 ± 1.3	0	686 ± 79	
2MASSW J1439284+192915	139	L1	139	L1	114	69.77 ± 0.44	1295.0 ± 0.2	172	2121 ± 61	
G 239-25B (J144221+660320)	116	L0	151	91.4776 ± 0.0261	301.6 ± 0.1	168 ^c	2338 ± 88	
CWISEP J144606.62–231717.8	232,231	[\geq Y1]	232	95.6 ± 13.9	1211.3 ± 54.5	0	367 ± 79	[86.4]
WISE J144806.48–253420.3	20	T8	20	54.8 ± 2.1	757.1 ± 1.4	0	626 ± 88	
2MASSW J1448256+103159	109	L5	117	L7	124	71.2548 ± 0.7233	251.3 ± 1.5	168	1623 ± 91	
GI 564B (145016+235441)	152	L4	153	54.9068 ± 0.0684	148.0 ± 0.2	168 ^c	1722 ± 134	
GI 564C (145016+235441)	152	L4	153	54.9068 ± 0.0684	148.0 ± 0.2	168 ^c	1722 ± 134	
DENIS-P J1454078-660447	129	L3.5	129	93.2242 ± 0.3013	597.7 ± 0.7	168	1793 ± 88	
WISEPC J145715.03+581510.2	4	T8	4	T7	4	55.0 ± 2.3	502.0 ± 1.1	1	923 ± 88	
GI 570D (145715–212107)	51	T7	197	T7.5	61	170.0112 ± 0.0851	2008.7 ± 0.2	168 ^c	759 ± 63	
WISE J150115.92–400418.4	17	T6	6	72.8 ± 2.3	501.9 ± 1.8	0	864 ± 88	
2MASS J15031961+2525196	52	T6	197	T5	61	154.9208 ± 1.1025	566.1 ± 3.0	168	1016 ± 85	
GI 576B (150457+053759)	54	T6pec	54	52.5873 ± 0.0668	791.1 ± 0.2	168 ^c	875 ± 88	sd
WISEPC J150649.97+702736.0	4	T6	214	T6	4	193.5 ± 0.6	1587.3 ± 0.3	1	921 ± 88	
2MASSW J1506544+132106	142	L3	142	L4	124	85.5810 ± 0.2883	1071.1 ± 0.6	168	2004 ± 75	
2MASSW J1507476-162738	107	L5	107	L5	124	135.2332 ± 0.3274	908.5 ± 0.9	168	1607 ± 70	
2MASSW J1515008+484742	109	L6	134	L5.5	124	102.59 ± 0.63	1744.2 ± 0.2	172	1505 ± 74	
WISEPC J151906.64+700931.5	4	T8	4	78.5 ± 2.6	594.0 ± 1.6	0	612 ± 88	
2MASS J15200224-4422419A	111	L1.5	154	54.4581 ± 0.2465	736.7 ± 0.6	168	2029 ± 134	
2MASS J15200224-4422419B	111	L4.5	154	53.6580 ± 0.6308	753.4 ± 1.8	168	1666 ± 134	
SDSS J152039.82+354619.8	53	L7.5	124	57.4 ± 4.8	499.8 ± 7.6	237	1364 ± 88	
WISE J152305.10+312537.6	8	T6.5pec	8	65.0 ± 3.5	522.5 ± 2.5	0	612 ± 88	sd
GI 584C (152322+301456)	105	L8	105	L7.5	124	55.98 ± 0.78	207.4 ± 0.6	173	1295 ± 76	
2MASSI J1526140+204341	105	L7	105	L5.5	124	50.0002 ± 1.4846	421.6 ± 3.1	168	1518 ± 157	
CWISE J153143.38–330657.3	0	[Y0]	0	[58.9]	309.3 ± 54.8	0	460 ± 79	
CWISE J153347.50+175306.7	0	[T8]	0	51.3 ± 7.0	222.2 ± 2.5	0	686 ± 79	[53.2]
2MASSI J1534498–295227A	32	T4.5	67	74.5 ± 1.2	268.8 ± 1.9	76 ^c	1172 ± 79	
2MASSI J1534498–295227B	189	T5	67	74.5 ± 1.2	268.8 ± 1.9	76 ^c	1125 ± 79	
DENIS-P J153941.96-052042.4	137	L3.5	112	L4	124	58.8245 ± 0.4213	599.4 ± 1.0	168	1753 ± 85	

Table 11
(Continued)

Discovery Designation (1)	Disc. References (2)	Optical Sp. Type ^a (3)	Type References (4)	Infrared Sp. Type ^a (5)	Type References (6)	ϖ_{abs}^a (mas) (7)	μ_{tot} (mas yr ⁻¹) (8)	Astrom. References (9)	T_{eff} (K) (10)	Special Note ^b (11)
WISEPA J154151.66–225025.2	10	Y1	9	166.9 ± 2.0	907.4 ± 1.3	0	395 ± 88	
WISE J154214.00+223005.2	8	T9.5	8	84.3 ± 3.0	1053.2 ± 1.8	0	472 ± 88	
2MASS J15461461+4932114	188	T3	124	53.0 ± 4.4	731.5 ± 4.0	0	1261 ± 88	
2MASSI J1546291–332511	32	T5.5	124	88.9 ± 1.9	225.4 ± 2.2	76 ^c	1002 ± 84	
2MASSI J1553022+153236A	32	T6.5	61	75.1 ± 0.9	420.1 ± 0.7	67	890 ± 79	
2MASSI J1553022+153236B	32	T7.5	61	75.1 ± 0.9	420.1 ± 0.7	67	751 ± 79	
2MASSW J1555157–095605	135	L1	135	L1.6	106	73.6519 ± 0.1870	1218.3 ± 0.4	168	2102 ± 64	
WISE J160018.05–454332.7	16	[L9:]	0	74.7951 ± 0.9190	885.9 ± 2.9	168	1382 ± 88	
WISEPA J161215.94–342027.1	4	T6.5	4	90.0 ± 2.7	656.1 ± 1.4	0	718 ± 88	
WISEPA J161441.45+173936.7	4	T9	4	98.2 ± 2.7	728.6 ± 1.4	0	510 ± 88	
2MASS J16150413+1340079	24	T6	24	55.4 ± 2.1	436.6 ± 1.4	0	906 ± 87	
2MASSW J1615441+355900	105	L3	105	L3.6	106	50.0611 ± 0.3713	529.5 ± 1.0	168	1793 ± 88	
WISEPA J161705.75+180714.3	4	T8	4	T8	4	78.0 ± 3.1	101.9 ± 5.5	237	618 ± 88	
WISEA J162341.27–740230.4	158	L9 (sl. red)	158	50.6 ± 3.1	413.2 ± 3.7	0	1202 ± 88	
SDSSp J162414.37+002915.6	55	T6	197	T6	61	91.8 ± 1.2	373.0 ± 1.6	76,1	936 ± 78	
WISEPA J162725.64+325525.5A	4	[T6]	4	54.4 ± 1.9	351.6 ± 0.8	1	965 ± 79	
WISEPA J162725.64+325525.5[B]	4	[T6]	4	54.4 ± 1.9	351.6 ± 0.8	1	965 ± 79	
SDSS J162838.77+230821.1	53	T7	53	75.1 ± 0.9	605.2 ± 0.8	67	815 ± 88	
PSO J247.3273+03.5932 (162918+033537)	99	T3	214	T2	8	81.2 ± 3.0	276.3 ± 1.6	0	1193 ± 88	
CWISE J163041.79–064338.3	0	T5	0	[55.3]	580.0 ± 28.6	0	1125 ± 79	
SDSS J163022.92+081822.0	53	T5.5	53	55.8 ± 3.4	124.4 ± 1.4	0	970 ± 88	
2MASSW J1632291+190441	139	L8	139	L7	124	66.29 ± 1.61	297.9 ± 0.3	172	1279 ± 81	
WISEA J163932.75+184049.4	233	[T9.5]	233	61.9 ± 4.7	547.9 ± 12.8	0	511 ± 79	
WISE J163940.86–684744.6	17	Y0pec	9	219.6 ± 2.3	3160.8 ± 1.6	0	412 ± 88	
2MASSW J1645221–131951	135	L1.5	135	88.8220 ± 0.1444	885.7 ± 0.3	168	2013 ± 88	
CWISE J165013.37+565257.0	0	T0	0	[68.1]	115.4 ± 5.9	0	1254 ± 79	
WISEPA J165311.05+444423.9	4	T8	4	T8	4	75.7 ± 1.9	405.3 ± 2.9	0	696 ± 88	
2MASSW J1658037+702701	142	L1	142	54.1172 ± 0.2058	344.9 ± 0.5	168	2181 ± 62	
DENIS-P J170548.38–051645.7	137	L0.5	117	L1	124	52.6734 ± 0.3516	167.6 ± 0.7	168	2125 ± 88	
2MASS J17065487–1314396	176	L5 pec	176	51.4814 ± 0.5128	188.2 ± 1.2	168	1736 ± 88	
2MASS J17072343–0558249B	156	L3	156	85.0112 ± 0.4386	89.2 ± 0.7	168	1671 ± 88	
WISE J170745.85–174452.5	8	T5:	8	86.0 ± 2.8	173.5 ± 1.3	0	780 ± 88	
Gaia J171340.47–395211.8 ^d	220	[L0.5]	220	51.4479 ± 0.2749	305.9 ± 0.5	168	2105 ± 88	
2MASSI J1721039+334415	115	L3	115	L5 ± 1 (blue)	132	61.3203 ± 0.2050	1947.6 ± 0.5	168	1840 ± 88	
WISE J172134.46+111739.4	8	T6	8	50.4 ± 2.9	160.6 ± 2.6	0	1001 ± 88	
CWISE J172617.09–484424.9	0	T2.5	0	[90.6]	200.0 ± 7.1	0	1209 ± 79	
VVV J172640.2–273803	157	L5 ± 1 (blue)	157	53.9938 ± 0.3612	634.8 ± 0.7	168	2050 ± 88	
2MASS J17312974+2721233	117	L0	117	L0	112	83.7364 ± 0.1182	268.5 ± 0.3	168	2190 ± 88	
DENIS-P J1733423–165449	129	L1.0	129	L0.9	106	55.3156 ± 0.3564	80.9 ± 0.8	168	1977 ± 88	
LSPM J1735+2634B	215	L0:	180	64.7 ± 0.8	352.5 ± 0.8	67,180	2274 ± 88	
WISEA J173551.56–820900.3	6	T6	6	76.1 ± 3.2	368.0 ± 2.3	0	804 ± 88	

Table 11
(Continued)

Discovery Designation (1)	Disc. References (2)	Optical Sp. Type ^a (3)	Type References (4)	Infrared Sp. Type ^a (5)	Type References (6)	ϖ_{abs}^a (mas) (7)	μ_{tot} (mas yr ⁻¹) (8)	Astrom. References (9)	T_{eff} (K) (10)	Special Note ^b (11)
WISEPA J173835.53+273258.9	10	Y0	10	130.9 ± 2.1	481.2 ± 1.1	0	450 ± 88	
WISE J174102.78-464225.5	114	L6-8 γ	175	50.5 ± 2.9	357.7 ± 3.0	0	1145 ± 197	yng
WISEPA J174124.26+255319.5	4,33,56	T9	4	T9	4	214.3 ± 2.8	1556.9 ± 1.3	1	570 ± 88	
WISE J174303.71+421150.0	8	T4.5	8	59.2 ± 3.3	514.5 ± 1.8	0	1068 ± 88	
DENIS-P J1745346-164053	129	L1.5	129	L1.3	106	51.0274 ± 0.2957	146.6 ± 0.6	168	2019 ± 88	
2MASS J17502484-0016151	111	L5	214	L5.5	111	108.2676 ± 0.2552	443.7 ± 0.6	168	1600 ± 88	
WISEA J175328.55-590447.6	233	[T8.5]	TBD	60.2 ± 3.7	332.6 ± 13.7	0	624 ± 79	
2MASS J17534518-6559559	117	L4	117	63.8219 ± 0.3244	346.0 ± 0.6	168	1751 ± 88	
2MASS J17545447+1649196	71	T5.5	214	T5.5	124	74.0 ± 3.1	190.1 ± 4.4	0	987 ± 88	
WISE J175510.28+180320.2	8	T2	8	53.6 ± 3.1	421.5 ± 1.8	0	1235 ± 88	
GJ 4040B (175805+463311)	57	T6.5	61	71.4754 ± 0.0354	578.5 ± 0.1	168 ^c	901 ± 88	
WISE J180001.15-155927.2	160	L4.5	155	L4.5	149	80.8967 ± 0.3389	296.2 ± 0.8	168	1778 ± 88	
WISEP J180026.60+013453.1	162	L7.5	216	L7.5	162	127.4450 ± 0.6642	424.4 ± 2.0	168	1291 ± 88	
WISEPA J180435.40+311706.1	4	T9.5:	4	62.2 ± 2.7	254.1 ± 1.3	0	578 ± 88	
2MASSI J1807159+501531	109	L1.5	115	L1	109	68.3317 ± 0.1280	139.1 ± 0.4	168	2065 ± 88	
WISE J180901.07+383805.4	41	T7.5	8	52.4 ± 2.3	778.0 ± 3.4	237	780 ± 88	
WISEPA J181210.85+272144.3	4	T8.5:	10	98.5 ± 4.4	351.4 ± 8.8	1	536 ± 88	
WISE J181329.40+283533.3	8	T8	8	73.6 ± 2.0	512.5 ± 3.5	237	734 ± 88	
WISEA J181849.59-470146.9	233	[T8.5]	233	94.6 ± 3.9	511.9 ± 13.7	0	624 ± 79	
2MASS J18212815+1414010	161	L4.5	161	L4 pec	175	106.8740 ± 0.2518	335.3 ± 0.8	168	1613 ± 88	
WISEPA J182831.08+265037.8	10	≥Y2	2	100.3 ± 2.0	1030.5 ± 1.1	0	406 ± 88	
2MASS J18283572-4849046	3	T5.5	124	87.9 ± 2.0	250.7 ± 3.6	74	1060 ± 103	
Gaia J183118.29-073227.6 ^d	229	[L0:] ^f	229	53.9968 ± 0.4015	206.7 ± 1.0	168	...	
CWISE J183207.94-540943.3	0	T7	0	57.0 ± 4.3	215.1 ± 15.1	0	819 ± 79	
Gaia J183610.72+031524.6 ^d	224	[L5:]	229	L6 v. red	0	54.5934 ± 0.8539	311.0 ± 2.1	168	1606 ± 88	
SCR J1845-6357B (184505-635746)	58	T6	63	249.9187 ± 0.1551	2650.6 ± 0.2	168 ^c	969 ± 88	
WISEPA J185215.78+353716.3	4	T7	4	72.0 ± 1.9	381.5 ± 1.1	1	810 ± 88	
2MASS J19010601+4718136	3	T5	124	67.3 ± 3.4	423.9 ± 2.0	0	1064 ± 88	
WISEPA J190624.75+450808.2	4	T6	4	64.1 ± 1.6	351.0 ± 0.1	1	921 ± 88	
WISEP J190648.47+401106.8	162	L1	162	59.5710 ± 0.1363	473.9 ± 0.4	168	2135 ± 88	
WISE J191915.54+304558.4	20	L6	20	62.5 ± 3.3	569.3 ± 3.4	0	1308 ± 88	
GI 758B (192334+331319)	190	T7:	218	64.0623 ± 0.0218	180.0 ± 0.1	168 ^c	581 ± 88	
2MASS J19251275+0700362	177	L7	219	89.2606 ± 0.6718	219.8 ± 1.8	168	1345 ± 88	
CWISE J192537.88+290159.0	0	[T8.5]	0	[76.2]	258.4 ± 29.4	0	624 ± 79	
CWISE J192636.29-342955.7	0	[T5.5]	0	51.6 ± 3.90	211.3 ± 2.1	0	1044 ± 79	
WISE J192841.35+235604.9	8	T6	8	154.9 ± 1.8	344.1 ± 1.0	0	941 ± 88	
WISEA J193054.55-205949.4	233	[≥Y1]	233	106.3 ± 4.9	1501.6 ± 13.0	0	367 ± 79	
CWISEP J193518.59-154620.3	191	[≥Y1]	232	69.3 ± 3.8	293.4 ± 16.3	0	367 ± 79	
WISENF J193656.08+040801.2	232	[Y0]	232	113.9 ± 3.8	1182.5 ± 16.2	0	460 ± 79	
CWISE J193824.10+350025.0	0	[T8]	0	[50.7]	359.8 ± 63.6	0	686 ± 79	
WISEPA J195246.66+724000.8	4	T4	4	[78.7]	410.9 ± 99.7	0,4	1181 ± 79	

Table 11
(Continued)

Discovery Designation (1)	Disc. References (2)	Optical Sp. Type ^a (3)	Type References (4)	Infrared Sp. Type ^a (5)	Type References (6)	ϖ_{abs}^a (mas) (7)	μ_{tot} (mas yr ⁻¹) (8)	Astrom. References (9)	T_{eff} (K) (10)	Special Note ^b (11)
Gaia J195557.27+321518.2 ^d	229	[L6.5::]	229	59.3427 ± 0.9291	678.0 ± 2.1	168	1465 ± 134	
WISEPA J195905.66-333833.7	4	T8	4	83.9 ± 2.0	200.8 ± 1.1	0	710 ± 88	
WISE J200050.19+362950.1	18	T8	18	133.4 ± 2.2	372.9 ± 1.3	0	765 ± 88	
2MASS J20025073-0521524	25	L5 β	175	L5-7 γ	175	56.7162 ± 1.4818	159.9 ± 4.0	168	1388 ± 197	yng
GI 779B (200406+170413)	163	L4.5 \pm 1.5	163	56.4256 ± 0.0690	571.2 ± 0.1	168 ^c	1533 ± 88	
WISE J200520.38+542433.9	25	sdT8	25	53.9 ± 2.7	1467.9 ± 1.4	0	750 ± 150	sd
WISE J200804.71-083428.5	8	T5.5	8	57.8 ± 3.3	342.4 ± 1.7	0	896 ± 88	
CWISEP J201146.45-481259.7	232	[Y0]	232	71.0 ± 3.7	409.3 ± 15.2	0	460 ± 79	
WISEPA J201824.96-742325.9	4	T7	4	83.2 ± 1.9	1054.3 ± 1.9	1	714 ± 88	
WISEA J201833.67-141720.3	233	[T9]	233	[64.9]	159.3 ± 28.7	0	566 ± 79	
WISE J201920.76-114807.5	8	T8:	8	79.9 ± 2.7	358.4 ± 1.6	0	613 ± 88	
WISE J203042.79+074934.7	8	T1.5	8	103.9664 ± 0.9809	670.9 ± 2.3	168	1323 ± 88	
GI 802B (204319+552053)	227	[L5-L7]	226	58.3160 ± 0.1412	1897.0 ± 1.0	168	1483 ± 88	
WISEPC J205628.90+145953.3	10	Y0	10	140.8 ± 2.0	980.6 ± 1.1	0	464 ± 88	
CWISE J205701.64-170407.3	0	[T8.5]	0	[51.0]	344.6 ± 31.3	0	624 ± 79	
DENIS-P J205754.1-025229	164	L1.5	115	L2 β	175	64.4710 ± 0.2365	102.3 ± 0.4	168	2041 ± 88	yng
CWISEP J210007.87-293139.8	232	[T9.5]	232	43.8 ± 18.0	425.8 ± 53.5	0	511 ± 79	[52.7]
WISE J210200.15-442919.5	2	T9	2	92.9 ± 1.9	356.9 ± 2.7	21,1	560 ± 88	
2MASSI J2104149-103736	115	L2.5	103	L2	124	58.1658 ± 0.4051	664.1 ± 0.8	168	1994 ± 73	
WISEA J211456.86-180519.0	233	[T8]	233	59.0 ± 10.7	654.1 ± 34.2	0	686 ± 79	[55.0]
PSO J319.3102-29.6682 (211714-294005)	181	T0:	181	76.1 ± 3.5	224.8 ± 4.2	0	1218 ± 88	
WISE J212100.87-623921.6	149	T2	149	74.9 ± 3.2	460.9 ± 3.5	0	1224 ± 88	
SDSS J212413.89+010000.3	57	T5	124	57.0 ± 3.2	321.5 ± 3.5	237	1034 ± 88	
2MASS J21265916+7617440A	133	[L7]	133	60.2775 ± 0.8384	1120.1 ± 2.3	168	1420 ± 134	
2MASS J21265916+7617440[B]	133	[T3.5]	133	60.2775 ± 0.8384	1120.1 ± 2.3	168	1190 ± 79	
CWISEP J213249.05+690113.7	232	[T8.5]	232	[56.2]	274.4 ± 15.3	0	624 ± 79	
WISEPA J213456.73-713743.6	4	T9 pec	4	109.7 ± 3.7	1381.4 ± 6.2	21,1	481 ± 88	sd
2MASS J21373742+0808463	112	L5:	112	L5	124	66.0620 ± 0.8664	695.8 ± 2.2	168	1560 ± 88	
CWISEP J213838.74-313808.5	232	T8	0	[50.2]	665.2 ± 62.7	0	686 ± 79	
2MASS J21392676+0220226	112	T2	214	T1.5	61	101.5 ± 2.0	501.7 ± 3.4	74	1123 ± 94	
WISE J214155.85-511853.1	184	L6 pec (blue)	184	63.4787 ± 0.9028	752.5 ± 2.1	168	1415 ± 88	
GJ 836.7B (214431+144618)	192	T3	124	55.1631 ± 0.0608	257.3 ± 0.1	168 ^c	1043 ± 23	
GJ 1263B (214638-001038)	59	T8.5	10	80.7724 ± 0.1102	920.8 ± 0.2	168 ^c	568 ± 88	
WISE J214706.78-102924.0	8	T7.5	8	51.8 ± 2.4	172.7 ± 2.1	0	774 ± 88	
2MASS J21481628+4003593	193	L6	161	L6.5 pec (red)	161	123.2758 ± 0.4557	898.8 ± 1.1	168	1446 ± 72	
2MASS J21513839-4853542	195	T4	124	57.46 ± 2.31	465.0 ± 2.8	200	1160 ± 88	
2MASS J21522609+0937575A	112	L6:	117	51.3 ± 3.4	301.9 ± 1.3	0	1512 ± 134	
2MASS J21522609+0937575B	112	L6:	117	51.3 ± 3.4	301.9 ± 1.3	0	1512 ± 134	
2MASS J21543318+5942187	24	T6	24	71.0 ± 2.3	493.4 ± 1.0	0	981 ± 88	
WISEPC J215751.38+265931.4	4	T7	4	61.2 ± 2.0	119.5 ± 1.1	0	762 ± 88	
WISEA J215949.54-480855.2	6	T9	6	73.9 ± 2.6	1279.6 ± 1.6	0	549 ± 88	

Table 11
(Continued)

Discovery Designation (1)	Disc. References (2)	Optical Sp. Type ^a (3)	Type References (4)	Infrared Sp. Type ^a (5)	Type References (6)	ϖ_{abs}^a (mas) (7)	μ_{tot} (mas yr ⁻¹) (8)	Astrom. References (9)	T_{eff} (K) (10)	Special Note ^b (11)
WISEA J220304.18+461923.4	22	T8	22	75.1 ± 3.4	1317.3 ± 4.6	0	686 ± 79	
GI 845B (220410-564657)	60	T0-2	222	T1	61	274.8048 ± 0.2494	4708.2 ± 0.6	168 ^c	1236 ± 79	
GI 845C (220410-564657)	235	T6-6.5	222	T6	61	274.8048 ± 0.2494	4708.2 ± 0.6	168 ^c	965 ± 79	
WISE J220905.73+271143.9	4	Y0:	18	161.7 ± 2.0	1819.2 ± 1.1	0	389 ± 88	
WISEPC J220922.10-273439.5	4	T7	4	75.5 ± 3.6	878.2 ± 2.3	0	751 ± 88	
WISEA J221140.53-475826.7	6	[T8]	6	53.0 ± 3.3	128.5 ± 2.9	0	759 ± 88	
WISE J221216.33-693121.6	9	T9	9	80.6 ± 1.9	791.7 ± 1.0	0	487 ± 88	
WISEPC J221354.69+091139.4	4	T7	4	54.5 ± 2.5	128.0 ± 1.2	1	867 ± 88	
2MASS J22153705+2110554	196	T1 pec	196	57.6 ± 3.6	197.1 ± 4.2	0	1204 ± 88	
WISE J222055.31-362817.4	2	Y0	2	95.5 ± 2.1	305.9 ± 1.3	0	452 ± 88	
2MASSW J2224438-015852	105	L4.5	105	L4.5 pec (red)	166	87.50 ± 0.54	984.4 ± 0.1	172	1646 ± 71	
WISEPC J222623.05+044003.9	4	T8	4	54.4 ± 5.9	543.2 ± 5.7	1	817 ± 88	
2MASS J22282889-4310262	34	T6	61	92.1 ± 2.6	305.7 ± 3.6	74	891 ± 82	
CWISEP J223022.60+254907.5	232	[\geq Y1]	232	71.3 ± 16.0	735.5 ± 47.7	0	367 ± 79	[62.2]
WISEA J223204.53-573010.4	6	T9	6	51.7 ± 3.4	426.1 ± 2.4	0	611 ± 88	
WISE J223617.59+510551.9	8	T5.5	8	102.8 ± 1.9	780.3 ± 3.3	237	1077 ± 88	
WISE J223720.39+722833.8	8	T6	8	67.3 ± 2.2	130.4 ± 1.3	0	971 ± 88	
WISEA J224319.56-145857.3	233	[Y0]	233	[68.3]	626.1 ± 22.1	0	460 ± 79	
2MASSW J2244316+204343	170	L6.5 pec	175	L6-8 γ	175	58.7 ± 1.0	328.9 ± 1.4	198	1184 ± 10	yng
DENIS-P J225210.73-173013.4A	137	[L4:]	180	59.1461 ± 0.8244	438.8 ± 1.9	168	1722 ± 134	
DENIS-P J225210.73-173013.4B	223	[T3.5]	180	59.1461 ± 0.8244	438.8 ± 1.9	168	1190 ± 79	
WISEA J225404.16-265257.5	233	[T9.5]	233	[63.0]	614.6 ± 25.8	0	511 ± 79	
2MASSI J2254188+312349	32	T5	214	T4	124	72 ± 3	199 ± 8	77	1131 ± 88	
2MASS J22551861-5713056A	111	L6:	167	L5.5:	167	58.8576 ± 0.5866	327.4 ± 1.2	168	1562 ± 134	
2MASS J22551861-5713056B	167	L8:	167	58.8576 ± 0.5866	327.4 ± 1.2	168	1335 ± 134	
WISEPC J225540.74-311841.8	4	T8	4	72.8 ± 3.5	348.0 ± 2.7	0	686 ± 88	
CWISEP J225628.97+400227.3	232	[\geq Y1]	232	101.8 ± 11.2	720.0 ± 32.1	0	367 ± 79	
CWISEP J230158.30-645858.3	232	[T8.5]	232	[56.8]	348.2 ± 52.1	0	624 ± 79	
WISE J230133.32+021635.0	8	T6.5	8	54.1 ± 2.5	112.1 ± 1.9	0	919 ± 88	
WISEA J230228.66-713441.7	6	[T4.5]	6	64.8 ± 3.3	100.9 ± 2.6	0	705 ± 88	
WISEPA J231336.40-803700.3	4	T8	4	92.6 ± 2.2	494.5 ± 1.3	0	675 ± 88	
2MASS J23174712-4838501	112	L4 pec	133	L6.5 pec (red)	133	50.0212 ± 1.2656	257.5 ± 1.8	168	1537 ± 197	yng
2MASS J23185497-1301106	104	T5	104	66.5 ± 3.2	834.5 ± 4.8	237	1120 ± 88	
WISEPC J231939.13-184404.3	4	T7.5	4	80.9 ± 2.7	154.8 ± 1.6	0	632 ± 88	
ULAS J232123.79+135454.9	26	T7.5	31	82.8 ± 2.1	575.2 ± 1.4	0	725 ± 88	
2MASS J23224684-3133231	112	L0 β	112	L2 β	118,175	50.3213 ± 0.5576	577.4 ± 0.8	168	1667 ± 139	yng
WISEPC J232519.54-410534.9	4	T9 pec	4	108.4 ± 3.7	837.0 ± 6.7	21,1	503 ± 88	sd
2MASS J23254530+4251488	120	L8	120	L7.5 \pm 1	124	67.6385 ± 2.1054	289.3 ± 5.0	168	1303 ± 88	
2MASS J23312378-4718274	3	T5	124	56.5 ± 7.5	101.1 ± 2.9	0	1125 ± 79	[67.2]
WISE J233226.49-432510.6	2	T9:	2	61.1 ± 2.1	362.6 ± 1.2	0	555 ± 88	
2MASSI J2339101+135230	32	T5	124	51.2 ± 4.2	1028.2 ± 7.8	0	1117 ± 88	
WISEPA J234351.20-741847.0	4	T6	4	60.9 ± 2.2	436.5 ± 1.3	0	974 ± 88	
CWISE J234426.81-475502.6	0	T5.5	0	[59.8]	119.6 ± 13.0	0	1044 ± 79	
WISEPC J234446.25+103415.8	4	T9	4,8	68.0 ± 2.6	947.0 ± 1.6	0	574 ± 88	
WISEPC J234841.10-102844.4	4	T7	4	58.4 ± 3.5	642.5 ± 1.5	1	853 ± 88	
WISEA J235402.79+024014.1	9	Y1	9	130.6 ± 3.3	642.7 ± 3.1	0	388 ± 88	

Table 11
(Continued)

Discovery Designation (1)	Disc. References (2)	Optical Sp. Type ^a (3)	Type References (4)	Infrared Sp. Type ^a (5)	Type References (6)	ϖ_{abs}^a (mas) (7)	μ_{tot} (mas yr ⁻¹) (8)	Astrom. References (9)	T_{eff} (K) (10)	Special Note ^b (11)
CWISEP J235644.78-481456.3	232	[Y0.5]	232	[57.6]	887.1 ± 25.0	0	412 ± 79	
2MASS J2356547-155310	32	T5.5	124	68.97 ± 3.42	746.2 ± 2.9	68	1007 ± 88	
WISE J235716.49+122741.8	8	T6	8	61.9 ± 3.0	509.1 ± 3.1	0	905 ± 88	
WISEPA J235941.07-733504.8	4	T5.5	4	86.7 ± 5.7	283.6 ± 7.7	66	879 ± 88	

- Notes.
^a Values in brackets are estimates only.
^b A “yng” entry indicates that the spectrum of this object suggests low gravity and youth. An “sd” entry indicates that the spectrum of this object suggests low metallicity—and hence, old age. A value in brackets indicates that the value of the parallax in the ϖ_{abs} column is uncertain and that our distance estimate from Table 10 suggests the bracketed value be considered as the parallax instead.
^c The astrometry listed is for the primary star in the system.
^d The Gaia DR2 identifications for these sources are given in Table A1 and are: Gaia J041246.85-073416.8 = Gaia DR2 3195979005694112768, Gaia J171340.47-395211.8 = Gaia DR2 5972124644679705728, Gaia J183118.29-073227.6 = Gaia DR2 4159791176135290752, Gaia J183610.72+031524.6 = Gaia DR2 4283084190940885888, Gaia J195557.27+321518.2 = Gaia DR2 2034222547248988032.
^e This object’s parallax has been converted from relative to absolute by adding 0.9 ± 0.3 mas, per the discussion in Section 8 of Kirkpatrick et al. (2019a).
^f Analysis in Section 7.7 shows that this object is probably a late-M dwarf. It has been dropped from subsequent analysis and is not considered a member of the L, T, and Y dwarf census.

References. (0) This paper; (1) Kirkpatrick et al. 2019a; (2) Kirkpatrick et al. 2012; (3) Burgasser et al. 2004; (4) Kirkpatrick et al. 2011; (5) Albert et al. 2011; (6) Tinney et al. 2018; (7) Pinfield et al. 2014b; (8) Mace et al. 2013a; (9) Schneider et al. 2015; (10) Cushing et al. 2011; (11) Mainzer et al. 2011; (12) Kirkpatrick et al. 2013; (13) Pinfield et al. 2014a; (14) Luhman 2014b; (15) Kirkpatrick et al. 2014; (16) Luhman 2014a; (17) Tinney et al. 2012; (18) Cushing et al. 2014; (19) Burningham et al. 2013; (20) Thompson et al. 2013; (21) Tinney et al. 2014; (22) Martin et al. 2018; (23) Lodieu et al. 2012; (24) Looper et al. 2007; (25) Mace et al. 2013b; (26) Scholz 2010b; (27) Warren et al. 2007; (28) Mugrauer et al. 2006; (29) Tinney et al. 2005; (30) Delorme et al. 2008; (31) Burningham et al. 2010; (32) Burgasser et al. 2002; (33) Scholz et al. 2011; (34) Burgasser et al. 2003d; (35) Bihain et al. 2013; (36) Nakajima et al. 1995; (37) Lucas et al. 2010; (38) Artigau et al. 2010; (39) Lodieu et al. 2007; (40) Leggett et al. 2012; (41) Luhman et al. 2012; (42) Burningham et al. 2008; (43) Burgasser et al. 1999; (44) Wright et al. 2013; (45) Goldman et al. 2010; (46) Burningham et al. 2011; (47) Tsvetanov et al. 2000; (48) Cardoso et al. 2015; (49) Scholz 2010a; (50) Pinfield et al. 2012; (51) Burgasser et al. 2000; (52) Burgasser et al. 2003b; (53) Chiu et al. 2006; (54) Murray et al. 2011; (55) Strauss et al. 1999; (56) Gelino et al. 2011; (57) Knapp et al. 2004; (58) Biller et al. 2006; (59) Burningham et al. 2009; (60) Scholz et al. 2003; (61) Burgasser et al. 2006; (62) Burgasser et al. 2010b; (63) Kasper et al. 2007; (64) Pinfield et al. 2008; (65) Luhman et al. 2011; (66) Faherty et al. 2012; (67) Dupuy & Liu 2012; (68) Vrba et al. 2004; (69) Subasavage et al. 2009; (70) Marocco et al. 2010; (71) Burgasser et al. 2008b; (72) Gaia Collaboration et al. 2018; (73) Cushing et al. 2016; (74) Smart et al. 2013; (75) van Altena et al. 1995; (76) Tinney et al. 2003; (77) Manjavacas et al. 2013; (78) Henry et al. 2006; (79) Harrington & Dahn 1980; (80) Deacon et al. 2017b; (81) Martín et al. 1999; (82) Day-Jones et al. 2013; (83) Smith et al. 2014; (84) Loutrel et al. 2011; (85) Scholz et al. 2014; (86) Best et al. 2013; (87) Kellogg et al. 2018; (88) Deacon et al. 2012b; (89) Aberasturi et al. 2011; (90) Luhman 2013; (91) Sheppard & Cushing 2009; (92) Reylé et al. 2014; (93) Freed et al. 2003; (94) Robert et al. 2016; (95) Andrei et al. 2011; (96) Leggett et al. 2000; (97) Gauza et al. 2015; (98) Hall 2002; (99) Deacon et al. 2011; (100) Bowler et al. 2010; (101) EROS Collaboration et al. 1999; (102) Dupuy & Liu 2012; (103) Kirkpatrick et al. 2008; (104) Marocco et al. 2013; (105) Kirkpatrick et al. 2000; (106) Bardalez Gagliuffi et al. 2014; (107) Reid et al. 2000; (108) Knapp et al. 2004; (109) Wilson et al. 2003b; (110) Cruz et al. 2009; (111) Kendall et al. 2007; (112) Reid et al. 2008b; (113) Liebert et al. 2003; (114) Schneider et al. 2014; (115) Cruz et al. 2003; (116) Golimowski et al. 2004; (117) Reid et al. 2006a; (118) Allers & Liu 2013; (119) Castro et al. 2013; (120) Cruz et al. 2007; (121) Fan et al. 2000; (122) Geballe et al. 2002; (123) Salim et al. 2003; (124) Burgasser et al. 2010a; (125) Thorstensen & Kirkpatrick 2003; (126) Kirkpatrick et al. 2014; (127) Reid et al. 2001b; (128) Bouy et al. 2004; (129) Phan-Bao et al. 2008; (130) Scholz & Meusinger 2002; (131) Deacon et al. 2005; (132) Burgasser et al. 2008a; (133) Kirkpatrick et al. 2010; (134) Schmidt et al. 2010; (135) Gizis 2002; (136) Hawley et al. 2002; (137) Kendall et al. 2004; (138) Delfosse et al. 1997; (139) Kirkpatrick et al. 1999; (140) Bouy et al. 2003; (141) Geißler et al. 2011; (142) Gizis et al. 2000; (143) Folkes et al. 2007; (144) Ruiz et al. 1997; (145) Liu & Leggett 2005; (146) Koen et al. 2017; (147) Gomes et al. 2013; (148) Luhman 2014b; (149) Kirkpatrick et al. 2016; (150) Schmidt et al. 2007; (151) Forveille et al. 2004; (152) Potter et al. 2002; (153) Goto et al. 2002; (154) Burgasser et al. 2007; (155) West et al. 2008; (156) Burgasser et al. 2004; (157) Beamín et al. 2013; (158) Schneider et al. 2017; (159) Metodieva et al. 2015; (160) Folkes et al. 2012; (161) Looper et al. 2008b; (162) Gizis et al. 2011; (163) Liu et al. 2002; (164) Ménard et al. 2002; (165) Gizis et al. 2003; (166) Cushing et al. 2005; (167) Reid et al. 2008a; (168) Gaia Data Release 2: Gaia Collaboration et al. 2016 and Gaia Collaboration et al. 2018; (169) Bartlett et al. 2017; (170) Dahn et al. 2002; (171) Dieterich et al. 2014; (172) Dahn et al. 2017; (173) Hipparcos: van Leeuwen 2007; (174) Kirkpatrick et al. 2019a; (175) Faherty et al. 2016; (176) Gagné et al. 2015b; (177) Scholz & Bell 2018; (178) Cushing et al. 2018; (179) Lazorenko & Sahlmann 2018; (180) Dupuy & Liu 2017; (181) Best et al. 2015; (182) Gizis et al. 2012; (183) Lodieu et al. 2002; (184) Luhman & Sheppard 2014; (185) Lodieu et al. 2005; (186) Artigau et al. 2006; (187) Artigau et al. 2011; (188) Metchev et al. 2008; (189) Burgasser et al. 2003c; (190) Thalmann et al. 2009; (191) Marocco et al. 2019; (192) Luhman et al. 2007; (193) Looper et al. 2008b; (194) Liebert & Gizis 2006; (195) Ellis et al. 2005; (196) Kellogg et al. 2015; (197) Burgasser et al. 2003a; (198) Liu et al. 2016; (199) Smart et al. 2018; (200) NPARSEC unpublished (R. L. Smart 2020, private communication); (201) Gizis et al. 2015a; (202) Bouy et al. 2005; (203) Koerner et al. 1999; (204) Casewell et al. 2008; (205) Marocco et al. 2015; (206) Dupuy et al. 2015; (207) Manjavacas et al. 2019; (208) Burgasser et al. 2005; (209) Liu et al. 2010; (210) Burgasser et al. 2013; (211) Kniazev et al. 2013; (212) Liu et al. 2012; (213) Burgasser et al. 2011; (214) Pineda et al. 2016; (215) Law et al. 2006; (216) Gizis et al. 2015b; (217) Deacon et al. 2017a; (218) Nilsson et al. 2017; (219) Faherty et al. 2018; (220) Reylé 2018; (221) Marocco et al. 2019; (222) King et al. 2010; (223) Reid et al. 2020; (224) Torres et al. 2019; (225) Aberasturi et al. 2014; (226) Ireland et al. 2008; (227) Pravdo et al. 2005; (228) Mamajek et al. 2018; (229) Scholz 2020; (230) Deacon et al. 2012a; (231) Marocco et al. 2020a; (232) Meisner et al. 2020a; (233) Meisner et al. 2020b; (234) Bardalez Gagliuffi et al. 2020; (235) Volk et al. 2003; (236) Greco et al. 2019; (237) Best et al. 2020; (238) Burgasser et al. 2015a; (239) Burgasser et al. 2015b; (240) Dupuy et al. 2019.

(This table is available in machine-readable form.)

spectrophotometric distance estimates placing them outside of 20 pc, so they are not included in our table.

Finally, there are two objects noted in Best et al. (2020) as falling within 20 pc that are nonetheless excluded from Table 11. 2MASS J05160945–0445499 has a parallax listed by Best et al. (2020) as 54.2 ± 4.3 mas, but a more accurate parallax of 47.83 ± 2.85 mas from NPARSEC (R. L. Smart 2020, private communication) places this object just outside of 20 pc. WISEA J055007.94+161051.9 has a Best et al. (2020) parallax of 53.9 ± 2.8 mas, but a more accurate Gaia DR2 parallax of 49.1169 ± 0.8467 places it beyond 20 pc.

The above checks are illustrative of the fact that our knowledge of the nearby census is constantly changing. New objects are still being discovered. Some objects already known within the census are found to be binary (or triple), and some higher mass stars within 20 pc are found to have L, T, or Y companions. Some objects originally thought to lie within the volume are found, once better astrometry is available, to fall outside. Furthermore, objects are sometimes discovered then forgotten simply because there does not exist a living, publicly available database that adequately captures this information. Nonetheless, our knowledge and our completeness with regard to this census are improving with time, thereby enabling a more robust look into the low-mass products of star formation.

7. Characterizing the 20 pc Census

With the census of L, T, and Y dwarfs within 20 pc now compiled, we can begin to study the field mass function. As described in Section 8, we must compute space densities binned by effective temperature so that we can compare the empirical data to mass function simulations. This requires us to calculate an effective temperature for each individual object. Most objects can be assigned temperatures using relations typical of old, solar-metallicity field objects, but some objects within the census are young or low-metallicity. To handle these properly, we first need to identify which objects they are. Moreover, because we want to assign temperatures to individual objects, this means recognizing when objects are unresolved multiple systems, to the extent that our existing data can help to address that. In the next subsections, we delve into this characterization of the census, as a prelude to determining the space densities we need.

7.1. Low-gravity (Young) Objects

Brown dwarfs with ages less than ~ 100 Myr have not yet fully contracted to their final, equilibrium radius (Kirkpatrick et al. 2008) and are identifiable through spectroscopic and photometric signatures that indicate a lower gravity than normal, old brown dwarfs that *have* fully contracted. These young brown dwarfs represent a challenge to determining the mass function via our methodology because the standard mapping of spectral type, absolute magnitude, or color into effective temperature does not apply to them (Faherty et al. 2016). Young objects that fall within the 20 pc census need to be identified so that they can be placed into the correct bins of T_{eff} .

On the other hand, these same objects also represent an opportunity to probe the low-mass cutoff. Objects below a few Jupiter masses are generally very difficult to find if they formed billions of years ago, because of the intrinsic faintness resulting from their long cooling times. However, objects of similar mass can be much more easily detected when they are younger, because they will be much warmer and brighter. An isolated

brown dwarf that shows signs of low gravity, if it can be associated kinematically to a moving group or young association of known age, can be placed on theoretical isochrones to produce a mass estimate. Although it was once believed that a large reservoir of rogue planets—objects that escaped their original protoplanetary disks—existed in the Milky Way (Sumi et al. 2011), microlensing results with more robust statistics have shown that the population of field objects having masses down to at least a few Jupiter masses appears to be drawn from the same population as higher-mass brown dwarfs and stars (Mróz et al. 2017). Thus, such young brown dwarfs can serve as independent probes of the low-mass cutoff value of star formation itself.

Spectroscopic signatures of youth have been noted in late-M, L, and even some T dwarfs (e.g., Cruz et al. 2009; Allers & Liu 2013; Gagné et al. 2015a), and classification systems have been developed to incorporate these. The most commonly used system (Kirkpatrick 2005) assigns a suffix of β , γ , or δ to the core type in order to indicate the degree to which low-gravity signatures are evident, with the infrequently used α suffix assigned to spectra with gravities typical of old field objects. Faherty et al. (2016) note that a fraction of objects assigned β designations seem not to belong to any known, young moving groups, and some young associations of presumably fixed age can contain objects with both β and γ designations. Sengupta & Marley (2010) point out that the rotation rates of some brown dwarfs can make them oblate, but nonsphericity in an old object seen equator-on is unlikely to produce the radius inflation needed to turn an α classification into a β classification, for example. The differences between the two classifications is thought to be around 0.5 dex in $\log(g)$ (see Figure 9 of Burrows et al. 1997), so a simple calculation shows that a radius increase of $10\times$ would be needed to achieve the effect. Gonzales et al. (2019) has further noted that the late-M dwarf TRAPPIST-1, though presumably of field age, nonetheless has near-infrared spectral indices indicating an intermediate gravity. If this star’s radius is truly inflated, it could be due to magnetic activity or to tidal interactions by the numerous planets in its solar system. (It has also been shown that low-gravity indices can sometimes be incorrectly assigned in the near-infrared for subdwarfs (Aganze et al. 2016), although a more careful analysis of the overall spectral energy distribution can eliminate this problem.) For the remainder of our analysis, we will regard β designations to be true indicators of low gravity even if youth cannot confidently be assigned through moving group membership.

Several L, T, and Y dwarfs in the 20 pc census (Table 11) are known to have low-gravity features. Given that our Spitzer monitoring has improved the astrometry for many of these targets, we can now run analyses to determine if there are any objects found to be high-probability members of any known moving groups but lacking spectra or having spectra where gravity diagnostics are less clear. For this exercise, we consider only those objects in the 20 pc census having measured trigonometric parallaxes, and we use two separate tools that can assess membership probabilities based on the subset of kinematic data we have—positions, distances, and motions, but not radial velocities. The first tool is Banyan Σ (Gagné et al. 2018b), which uses Bayesian inference to compute the membership probabilities for 29 different associations within 150 pc of the Sun. For our set of input parameters (R.A., decl., ϖ_{abs} , μ_{α} , μ_{δ}), Banyan Σ uses Bayes’ theorem to marginalize over radial velocity, and the Bayesian priors are set so that a probability threshold of 90% will

recover 82% of true members. The second tool is LACEwING (Riedel et al. 2017), which determines the membership probabilities in 16 different young associations within 100 pc of the Sun. Unlike Banyan Σ , the LACEwING code takes a frequentist approach and works directly in observable space (proper motion, sky position, etc.) rather than in *XYZ* and *UVW* for its probability computations.

Table 12 shows the results of our Banyan Σ and LACEwING runs. The table retains only those objects that have β or γ spectral classifications (“Sp.Type Opt” or “Sp.Type NIR,” copied from Table 11) in the literature, have a Banyan Σ probability of $\geq 90\%$ for young association membership, or have a nonzero LACEwING probability for membership. Other columns list the possible associations assigned by Banyan Σ and LACEwING. When there are multiple moving groups that match, the relative probabilities are listed for those groups having at least a 5% probability. The final columns list whether or not the spectrum shows low-gravity features (“Low-g?”), whether the results suggest possible membership in a moving group (“Assoc. Memb.”), the published reference first noting the object’s possible youth (“Youth Ref”), and the mass estimate and its published reference (“Mass” and “Mass Ref.”) for any objects with established membership.

Objects in Table 12 that have “yes” under the “Low-g?” column are ones for which a low-gravity classification exists. For these, we assign their T_{eff} values using each object’s measured near-infrared spectral type and the relation from spectral type to effective temperature applicable to young objects, as given in Table 19 of Faherty et al. (2016). For all other objects in the table, we assume that relations applicable to objects of normal gravity apply.

A number of objects in this table have full space motions available and have been confidently assigned membership in a young moving group. This has allowed researchers to identify several members of the 20 pc census that have masses below $25 M_{\text{Jup}}$. Presently, there are no young moving group members within 20 pc that push below $10 M_{\text{Jup}}$, although other members of lower mass have been identified at larger distances from the Sun. Three such examples are: (1) PSO J318.5338-22.8603, a late-L dwarf member of the β Pic Moving Group, which has a mass of $6.5_{-1.0}^{+1.3} M_{\text{Jup}}$ (Liu et al. 2013); (2) 2MASS J1207334-393254b, a late-L dwarf member of the TW Hya Association, which has a mass of $5 \pm 2 M_{\text{Jup}}$ (Chauvin et al. 2004); and (3) 2MASS J11193254-1137466AB, another late-L dwarf member of the TW Hya Association (Kellogg et al. 2016), which Best et al. (2017) show is an equal-mass system comprised of two $3.7_{-0.9}^{+1.2} M_{\text{Jup}}$ brown dwarfs.

With the possible exception of 2MASS 1119-1137AB, none of these push below the $5 M_{\text{Jup}}$ value established as the upper bound of the low-mass cutoff by Kirkpatrick et al. (2019a), but there are several intriguing objects in Table 12 that could. These objects are labeled with “maybe?” under “Assoc. Memb.” in the table and include CWISE 0238-1332, 2MASS 0407+1514, WISE 0627-1114, WISE 0820-6622, WISE 1926-3429, WISE 2255-3118, and WISE 2332-4325. Specifically, if the $[\geq Y1]$ dwarf CWISE 0238-1332 were confirmed as an AB Dor, Argus, or β Pic member, it would have a mass of below $\sim 4 M_{\text{Jup}}$. Similarly, if the T8 dwarf WISE 2255-3118 were confirmed as a β Pic member, it would have a mass of $\sim 2 M_{\text{Jup}}$. (We find that the latter object, however, has a spectrum from Kirkpatrick et al. (2011) that is not noted for any peculiarities.) For these potentially young objects, obtaining radial velocities to determine

robust membership may be quite difficult, but establishing new ultra-low-mass objects in the 20 pc census would provide extremely valuable knowledge.

Finally, we note that the Faherty et al. (2016) young relations show that young M9 and M9.5 dwarfs fall into the same 2100–2250 K bin as early-L dwarfs of normal gravity. This means that such objects need to be included in our present census so that this temperature bin is complete. The only known low-gravity dwarf in Faherty et al. (2016) that matches this criterion and falls within 20 pc is LP 944-20, but that object is believed to be somewhat older (475–650 Myr; Tinney 1998) than the low-gravity dwarfs needing special T_{eff} estimates and therefore is not considered further here.

7.2. Low-metallicity (Old Subdwarf) Objects

There is a sizable number of objects in the 20 pc L, T, Y dwarf census of Table 11 that have subdwarf spectral types or peculiar spectra whose features are attributed to low metallicity. See Zhang et al. (2017, 2018, 2019) for comprehensive lists of known sdL and sdT dwarfs. Because subdwarfs are generally older objects, it is no surprise that our volume-limited census has few subdwarfs of type sdL (two) but many of type sdT (thirteen): unless the object is very near the stellar/substellar mass boundary, it will have cooled to later types given its long lifetime. These low-metallicity objects are listed below:

1. WISE 0448-1935: This T5 pec dwarf was discovered by Kirkpatrick et al. (2011), who noted an excess of flux at *Y*-band and a flux deficit at *K*-band relative to the T5 spectral standard. They note that such features are common to other known or suspected low-metallicity T dwarfs.
2. 2MASS 0645-6646: This object had the highest proper motion of all new discoveries listed in the 2MASS motion survey of Kirkpatrick et al. (2010), who classified it as an sdL8. It is one of only two L-type subdwarfs within the 20 pc census. Likely due to its very southerly decl., it has received far less follow-up than many of the more distant L-type subdwarfs known.
3. 2MASS 0729-3954: This T8 pec dwarf was discovered by Looper et al. (2007), who noted excess *Y*-band flux and depressed *H*- and *K*-band fluxes relative to the T8 standard. They noted that such features are seen in other T dwarfs suspected of low metallicity and/or high gravity.
4. WISE 0833+0052: This object was discovered by Pinfield et al. (2014a), who classified it as a T9 with a suppressed *K*-band flux. They note that the blue *Y*–*J* color was not evident in the confirmation spectrum, but would otherwise point to a *Y*-band excess like that seen in other T dwarfs suspected of having low metallicity.
5. 2MASS 0937+2931: This T6 pec dwarf was discovered by Burgasser et al. (2002), who noted the highly suppressed *K*-band peak in its spectrum. Those authors argued that for a fixed effective temperature and composition, an older and more massive T dwarf would necessarily have a higher photospheric pressure than a younger object of lower mass, which would increase the relative importance of the collision-induced absorption (CIA) by H_2 . Another possible hypothesis for the deficit of flux at *K*-band, they argued, is decreased metallicity, which also increases the relative importance of CIA H_2 . Of course, a combination of both effects—both a lower metallicity and an extreme age/high mass—could be

Table 12
Potentially Young L, T, and Y Dwarfs within 20 pc of the Sun

Object	Sp.Type Opt.	Sp.Type NIR	Banyan Σ Prob.	Banyan Σ Assoc. ^a	LACEwING Prob.	LACEwING Assoc. ^a	Low-g?	Assoc. Memb.?	Youth References	Mass (M_{Jup})	Mass References
(1)	(2)	(3)	(4)	(5)	(6)	(7)	(8)	(9)	(10)	(11)	(12)
WISE 0031+5749	...	L8	97.62	CarN	0	field	no	no
2MASS 0034+0523	...	T6.5	1.97	field	34	Arg(81), β Pic(19)	no	no
2MASS 0045+1634	L2 β	L2 γ	99.61	Arg	20	Arg(77), β Pic(23)	yes	yes	R	24.98 \pm 4.62	Q
WISE 0047+6803	L7(γ ?)	L6-8 γ	99.67	ABD	25	ABD(69),Arg(31)	yes	yes	T	11.84 \pm 2.63	Q
SIMP 0136+0933	T2	T2	97.46	CarN	0	field	yes	yes	B	12.7 \pm 1.0	B
2MASS 0144-0716	L5	L4.5	0.01	field	22	Arg	no	no
WISE 0206+2640	...	L9 pec (red)	33.14	field	33	Hyad	no	no?
CWISE 0238-1332	...	[\geq Y1]	95.55	Arg	51	ABD(72), β Pic(28)	...	maybe?
WISE 0241-3653	...	T7	95.55	Arg	0	field	no	no?
WISE 0316+4307	...	T8	95.26	CarN	0	field	no	no?
2MASS 0318-3421	L7	L6.5	0.01	field	32	ABD(76),Arg(24)	no	no
WISE 0323+5625	...	L7	3.85	field	26	Hyad	no	no
2MASS 0355+1133	L5 γ	L3-6 γ	99.64	ABD	48	ABD	yes	yes	R	21.62 \pm 6.14	Q
UGPS 0355+4743	...	[T6]	0.00	field	26	Hyad	...	no?
2MASS 0407+1514	...	T5.5	97.38	Arg(51),CarN(49)	25	β Pic	no	maybe?
2MASS 0421-6306	L5 β	L5 γ	99.74	Arg(82),CarN(18)	24	Arg(71),CarN(29)	yes	yes	C
CWISE 0424+0002	...	T9:	14.93	field	32	ABD(64), β Pic(20),Col(16)	no?	no
WISE 0513+0608	...	T6.5	47.78	field	23	ABD	no	no
2MASS 0523-1403	L2.5	L5	94.97	Arg	0	field	no	no
AB Dor C[b] (0528-6526)	yes ^b	U	14 \pm 1	U
CWISE 0536-3055	...	[T9.5]	98.95	β Pic	0	field	...	no?
2MASS 0559-1404	T5	T4.5	0.00	field	22	ABD	no	no
LSR 0602+3910	L1	L1 β	0.03	field	0	field	yes	no	E
2MASS 0624-4521	L5	L5	95.12	Arg	0	field	no	no
WISE 0627-1114	...	T6	98.91	ABD	29	ABD	no	maybe?
WISE 0642+4101	...	extr. red	95.04	ABD(90),Col(9)	22	ABD	maybe?	yes?	G
WISE 0700 +3157ABC	L3 +L6.5+L6.5::	L3: +L6.5:+?	0.01	field	22	ABD	no	no
WISE 0701+6321	...	T3	94.77	Col(83),Arg(15)	0	field	no	no
SDSS 0758+3247	T3	T2.5	99.37	Arg(70),CarN(18), β Pic(12)	0	field	no	no?
WISE 0759-4904	...	T8	0.00	field	29	Arg	no	no
DENIS 0817-6155	...	T6	0.00	field	23	Arg(74),ABD(26)	no	no
WISE 0820-6622	...	L9.5	99.80	CarN	35	CarN	no	maybe?
2MASS 0859-1949	L7:	L8	0.04	field	21	Arg	no	no
2MASS 0908+5032	L5	L6	79.86	CarN	23	ABD	no	no?
2MASS 1010-0406	L6	L5	99.65	CarN	0	field	no	no
2MASS 1022+5825	L1 β	L1 β	0.00	field	0	field	yes	no	R
WISE 1049-5319AB	L8:+T1.5::	L7.5+T0.5:	94.85	Arg	33	Arg(66),ABD(34)	no	no
DENIS 1058-1548	L3	L3	96.16	Arg	0	field	no	no
2MASS 1108+6830	L1 γ	L1 γ	97.97	ABD	0	field	yes	yes	J
SDSS 1110+0116	...	T5.5	99.25	ABD	0	field	yes	yes	P	10–12	J
LHS 2397aB (1121-1313)	...	[L7.5]	95.43	CarN	0	field	no	no
2MASS 1213-0432	L5	L4.2	99.17	CarN(69),Arg(31)	0	field	no	no

Table 12
(Continued)

Object	Sp.Type Opt.	Sp.Type NIR	Banyan Σ Prob.	Banyan Σ Assoc. ^a	LACEwING Prob.	LACEwING Assoc. ^a	Low-g?	Assoc. Memb.?	Youth References	Mass (M_{Jup})	Mass References
(1)	(2)	(3)	(4)	(5)	(6)	(7)	(8)	(9)	(10)	(11)	(12)
SDSS 1219+3128	...	L9.5	94.18	Arg	0	field	no	no
GI 494C(1300-1221)	...	T8	99.28	CarN	0	field	no	no
ULAS 1302+1308	...	T8	98.93	CarN	0	field	no	no
Kelu-1AB(1305-2541)	L3+L3	L2:+L4:	99.32	Arg	0	field	no	no
2MASS 1324+6358	...	T2: pec	98.60	ABD(92),Col(8)	0	field	yes?	yes	D	11–12	D
2MASS 1326-2729	L5	L6.6:	96.18	CarN	0	field	no	no?
DENIS 1425-3650	L3	L4 γ	99.49	ABD	26	ABD	yes	yes	J	22.52 ± 6.07	Q
WISE 1612-3420	...	T6.5	64.61	ABD	20	ABD	no?	yes?
SDSS 1624+0029	T6	T6	98.98	CarN	0	field	no	no
WISE 1741-4642	...	L6-8 γ	99.01	ABD	25	ABD	yes	yes	S
WISE 1753-5904	...	[T8.5]	0.11	field	38	Arg(62),ABD(16), β Pic(13), CarN(8)	...	no
2MASS 1753-6559	L4	...	99.54	Arg(88),CarN(7), ABD(6)	39	Arg(66),ABD(34)	no	no?
WISE 1818-4701	...	[T8.5]	95.99	CarN	0	field	...	no
GI 758B(1923+3313)	...	T7:	99.05	Arg	0	field	no?	no
WISE 1926-3429	...	[T5.5]	99.41	β Pic(91),Arg(8)	25	β Pic(64),Arg(36)	...	maybe?
2MASS 2002-0521	L5 β	L5-7 γ	0.00	field	0	field	yes	no	J
DENIS 2057-0252	L1.5	L2 β	0.00	field	0	field	yes	no	Q
WISE 2121-6239	...	T2	68.54	Arg	37	ABD	no	no?
WISE 2236+5105	...	T5.5	98.03	CarN	0	field	no	no?
2MASS 2244+2043	L6.5 pec	L6-8 γ	99.71	ABD	0	field	yes	yes	L	10.46 ± 1.49	Q
WISE 2255-3118	...	T8	99.12	β Pic	31	β Pic(86),Arg(14)	no?	maybe?
WISE 2313-8037	...	T8	0.00	field	40	ABD(75), β Pic(25)	no?	no
2MASS 2317-4838	L4 pec	L6.5 pec (red)	0.00	field	22	β Pic	yes?	no?
ULAS 2321+1354	...	T7.5	0.00	field	23	β Pic	no?	no
2MASS 2322-3133	L0 β	L2 β	0.00	field	0	field	yes	no	F
WISE 2332-4325	...	T9:	99.68	ABD	56	ABD	no?	maybe?
WISE 2343-7418	...	T6	0.00	field	43	ABD(80),Arg(20)	no?	no?
WISE 2357+1227	...	T6	0.00	field	47	ABD(66), β Pic(34)	no?	no?

Notes. Reference code for Youth Ref.: B = Gagné et al. (2017), C = Cruz et al. (2009), D = Gagné et al. (2018a), E = Gagné et al. (2015b), F = Faherty et al. (2012), G = Gagné et al. (2014), J = Gagné et al. (2015a), L = Looper et al. (2008b), P = Knapp et al. (2004), Q = Faherty et al. (2016), R = Reid et al. (2008b), S = Schneider et al. (2014), T = Thompson et al. (2013), U = Climent et al. (2019).

^a Code for moving groups and young associations: ABD = AB Doradus Moving Group (age 120 ± 10 Myr; Barenfeld et al. 2013), Arg = Argus Association (age 45 ± 5 Myr; Zuckerman 2019), β Pic = β Pictoris Moving Group (age 26 ± 3 Myr; Malo et al. 2014) (age 24 ± 3 Myr; Bell et al. 2015) (age 22 ± 6 Myr; Shkolnik et al. 2017) (age $18.5^{+2.0}_{-2.4}$ Myr; Miret-Roig et al. 2020) (age 17.8 ± 1.2 Myr; Crundall et al. 2019), CarN = Carina-Near Moving Group (age 200 ± 50 Myr; Zuckerman et al. 2006), Col = Columba Association (age 42^{+6}_{-4} Myr; Bell et al. 2015), Hyad = Hyades (age 625 ± 50 Myr; Lodieu 2020 and references therein).

^b By definition, this member of the AB Doradus multiple-star system is a member of the AB Doradus Moving Group. Because this companion to the C component of the system has not been independently confirmed, it is not included in subsequent analysis.

(This table is available in machine-readable form.)

contributing to the suppression of the K -band flux by CIA H_2 . We will also note here that theoretical models of CIA H_2 by Borysow et al. (1997) demonstrate that this absorption in T dwarf atmospheres is strong across the J , H , and K bands, although stronger at K than at H and stronger at H than at J . This would have the additional effect of enhancing the Y -band flux relative to J while flattening the K -band flux peak.

6. 2MASS 0939-2448: Burgasser et al. (2006) note a broader Y -band peak in this object along with a depressed K -band peak. Those authors found that the K -band depression is much greater than that allowed by models that cover a physical range of gravities, leading them to conclude that a lower metallicity was the primary cause.
7. LHS 6176B (0950+0117): This object was discovered by Burningham et al. (2013), who established its companionship with the M dwarf LHS 6176A, which has a metallicity of $[Fe/H] = -0.30 \pm 0.1$ dex. The published near-infrared spectrum in that paper appears to show a depressed K -band and what may be a broader Y -band peak as well, although the spectrum only samples part of the Y -band itself.
8. SDSS 1416+1348 (“A”) and ULAS 1416+1348 (“B”): This is a close, common-proper-motion pair. The brighter, SDSS object is commonly typed as an sdL7 (Kirkpatrick et al. 2016; Zhang et al. 2017) and the fainter, ULAS object as an (sd)T7.5 (Burgasser et al. 2010b). Gonzales et al. (2020) show through spectral retrieval methods that both objects are slightly subsolar in metallicity, with $[M/H] \approx -0.3$ dex.
9. Gl 547B (1423+0116): Also known as BD+01 2920B, this T8 dwarf is the companion to an early-G dwarf. The discovery spectrum from Pinfield et al. (2012) shows a broader Y -band peak and more depressed K -band peak than the spectral standard of the same type. Those authors list the metallicity of the primary star as $[Fe/H] = -0.38 \pm 0.06$ dex, which directly links the Y - and K -band peculiarities of this companion and other objects in this list to a lower-metallicity cause.
10. Gl 576B (1504+0537): Also known as HIP 73786B, this object was uncovered as a common-proper-motion companion by Scholz (2010b). Murray et al. (2011) found that the primary star has a metallicity of $[Fe/H] = -0.30 \pm 0.1$ dex, and that the spectrum of the secondary has depressed H - and K -band peaks. (Their spectrum does not fully sample the Y -band peak.) Zhang et al. (2019) classify this companion as an sdT5.5.
11. WISE 1523+3125: Mace et al. (2013a) discovered this object and noted that it has the same Y - and K -band peculiarities noted for known subdwarfs.
12. WISE 2005+5424: This is an sdT8 from Mace et al. (2013b) and a companion to Wolf 1130A, whose metallicity is known ($[Fe/H] = -0.64 \pm 0.17$; Rojas-Ayala et al. 2012). Mace et al. (2018) have measured a refined value of $[Fe/H] = -0.70 \pm 0.12$. Zhang et al. (2019) have suggested that this object may eventually require a more extreme classification (esdT8) once other T subdwarfs are identified.
13. WISE 2134-7137: This object was discovered by Kirkpatrick et al. (2011). As they note, the spectrum of this object exhibits excess flux at Y and depressed flux at K , which could suggest lower metal content.




Figure 13. UGPS K -band images for CWISE 0617+1945. (Left) The 2011 November image. (Right) The 2013 April image. Both images are five arcsec on a side. Circles on both images mark the 2013 positions of CWISE 0617+1945A and CWISE 0617+1945B (cyan), as well as the nonmoving background source (red). North is up and east is to the left.

14. WISE 2325-4105: This object, which was discovered by Kirkpatrick et al. (2011), has a spectrum exhibiting excess flux at Y and depressed flux at K . Both of these traits are common to most of the objects on this list.

A few other suspected subdwarfs within the 20 pc census are listed in Section 7.6 below.

7.3. Confirmed L, T, and Y Multiples

Kirkpatrick et al. (2019a) listed a number of known L, T, and Y multiples falling within the 20 pc census: WISE 0146+4234AB, WISE 0226-0211AB, WISE 0458+6434AB, WISE 0614+3912AB, WISE 1217+1626AB, 2MASS 1225-2739AB, SDSS/ULAS 1416+1348AB, and 2MASS 1553+1532AB. All of these are confirmed via high-resolution imaging observations and/or common proper motion.

A number of other L, T, and Y multiples in the 20 pc census are further discussed below. Each of these has likewise been confirmed via imaging and/or motion. (For systems with a suspected but unconfirmed tertiary component, the component’s suffix is shown in brackets.)

1. GJ 1001BC (0004-4044): Using multiple instruments on the Hubble Space Telescope (HST), Golimowski et al. (2004) discovered that the mid-L dwarf GJ 1001B is a binary. The multiple observations over different epochs confirmed that the binary is a common-proper-motion pair.
2. DENIS 0205-1159AB[C]: The host object in this system was discovered by Delfosse et al. (1997). The B component, which was discovered through Keck Observatory imaging by Koerner et al. (1999), was found by Bouy et al. (2005) through Hubble Space Telescope imaging to be elongated, leading to speculation that B is a close binary. It appears that the C component has never been independently verified.
3. SDSS 0423-0414AB: The primary in this system was discovered by Geballe et al. (2002). The companion was discovered by Burgasser et al. (2005) using imaging from the Hubble Space Telescope.
4. CWISE 0617+1945AB: This object is new to this paper. Publicly available UGPS K -band images from 2010 November 16 UT and 2013 April 3 UT, which clearly show the source’s motion to the WSW, also show a common-proper-motion companion $1''.3$ arcsec to the NW (Figure 13). The CatWISE2020 Catalog gives motions of $\mu_\alpha = -103.80 \pm 4.0$ mas yr $^{-1}$ and $\mu_\delta = -59.80 \pm 3.8$ mas yr $^{-1}$ for the A component. Only

the A component is listed in Gaia DR2, but it has no parallax or proper motion measurements reported there. Null information in these columns is generally taken to mean that the five-parameter astrometric solution of position, parallax, and proper motion could not converge over the small time baseline of Gaia data available for DR2. This may be evidence that the source is an unresolved physical double whose orbital motion was confounding the Gaia fit. It is also possible that the A component is confused by an object in the background, except that POSS-II F (red) and N (near-infrared) plates from the mid-1990s do not show any comparably bright background source at the present position that would be compromising Gaia's astrometry. A plot of $J_{MKO} - K_{MKO}$ versus $J_{MKO} - W2$ using the data presented in Table A1 shows that the A component falls squarely in the locus of other mid- to late-L dwarfs. Using an estimate of the J -band magnitude of B and assuming it is equidistant with A, we determine a spectral type for B of [T8:].

5. 2MASS 0700+3157AB[C]: This system was discovered serendipitously by Thorstensen & Kirkpatrick (2003) when performing astrometric measurements of the unrelated nearby DC10 white dwarf LHS 1889. Using imaging observations with the Hubble Space Telescope, Reid et al. (2006a) discovered a faint companion. Dupuy & Liu (2017) have performed high-resolution astrometric monitoring of the system and found that the L3: primary is marginally less massive ($68.0 \pm 2.6 M_{Jup}$) than the L6.5: secondary ($73.3^{+2.9}_{-3.0} M_{Jup}$) despite the large difference in their luminosities. This led those authors to surmise that the B component was comprised of two lower-mass brown dwarfs, although they were unable to find a three-body solution in which theoretical evolutionary models could self-consistently apportion the masses and luminosities at a single coeval age. For now, we consider the C component likely but not confirmed.
6. 2MASS 0746+2000AB: Based on its location on the color-magnitude diagram, 2MASS 0746 was suspected by Reid et al. (2000) to be an unresolved binary. Reid et al. (2001a) confirmed this hypothesis with imaging from HST and verified common proper motion of the components using earlier observations from the W. M. Keck Observatory.
7. 2MASS 0915+0422AB: This object was discovered by Reid et al. (2006a), who also found it to be a binary using imaging from HST.
8. WISE 1049-5319AB: This object, commonly referred to as Luhman 16AB, is the third-closest system to the Sun and has been known as a binary since its discovery (Luhman 2013).
9. Kelu-1AB (1305-2541): The overluminosity of this object relative to L dwarfs of similar spectral type had been noted after its trigonometric parallax was measured by Dahn et al. (2002) and Vrba et al. (2004). Liu & Leggett (2005) imaged the companion using the W. M. Keck Observatory and used earlier observations from HST to confirm common proper motion between the components.
10. 2MASS 1315-2649AB: This highly active L dwarf was discovered serendipitously by Hall (2002) and identified

as a binary via high-resolution imaging at the W. M. Keck Observatory by Burgasser et al. (2011).

11. Gl 564BC (1450+2354): Potter et al. (2002) discovered this close pair as companion binary to the G2 V star Gl 564A using the Gemini North Telescope. Their subsequent observations at Gemini along with spectroscopy from the W. M. Keck Observatory confirmed the physical association of the L dwarf pair with the G dwarf primary.
12. 2MASS 1520-4422AB: Observations of this object with the New Technology Telescope by Kendall et al. (2007) revealed that the object is a double and that the two components are both L dwarfs. The difference in magnitude between the objects matches expectations if two objects are equidistant.
13. 2MASS 1534-2952AB: This mid-T dwarf was discovered by Burgasser et al. (2002) and found to be a binary through HST imaging by Burgasser et al. (2003c).
14. 2MASS 2152+0937AB: This mid-L dwarf was discovered by Reid et al. (2006a), who also identified it as an equal-magnitude binary through HST imaging.
15. Gl 845BC (2204-5646): This object is the companion to the nearby K dwarf ϵ Ind. It was discovered by Scholz et al. (2003) and further identified through imaging as a likely pair of T dwarfs by Volk et al. (2003). McCaughrean et al. (2004) acquired individual spectroscopy to confirm this as a physical pair of T dwarfs.
16. DENIS 2252-1730AB: Kendall et al. (2004) discovered this object, and it was identified as a binary system by Reid et al. (2006b) through HST/NICMOS imaging.
17. 2MASS 2255-5713AB: This object was discovered by Kendall et al. (2007) and identified as a binary system through HST/NICMOS imaging by Reid et al. (2008a).

Previously suspected multiple systems and new ones identified here for the first time are addressed in Section 7.7.

7.4. Analysis of Color-Magnitude and Color-Color Plots

In order to identify other unresolved binaries or subdwarfs in the 20 pc census, we examine color-magnitude and color-color diagrams built from the photometric, astrometric, and spectroscopic data compiled in Table A1. On these, we highlight known multiple systems, low-gravity objects, and low-metallicity subdwarfs, as discussed above.

As mentioned in Section 5.1.1, the data presented in Table A1 are drawn from a variety of sources, leading to heterogeneity, particularly in the photometric values. For example, although 2MASS covers the entire sky, it is not deep enough to detect many of the late-T and Y dwarfs. For those objects, the hemispheric surveys of UHS in the north and VHS in the south can provide deeper data. Although H -band filters are largely invariant across surveys, the same is not true of J and K . As shown in Figure 3 of González-Fernández et al. (2018), the 2MASS filters J_{2MASS} and K_S are markedly different from the J_{MKO} and K_{MKO} filters used by WFCAM. Furthermore, although the VISTA employs the same J_{MKO} as WFCAM, its K_S filter is much closer to the K_3 filter used by 2MASS. Similarly, although WISE data in bands W1 and W2 cover the entire sky, deeper observations by Spitzer are done with complementary, though not identical, ch1 and ch2 filters, as shown in Figure 2 of Mainzer et al. (2011).

Ideally, transforming magnitudes in one filter to the complimentary filter in the other survey(s) would allow us to

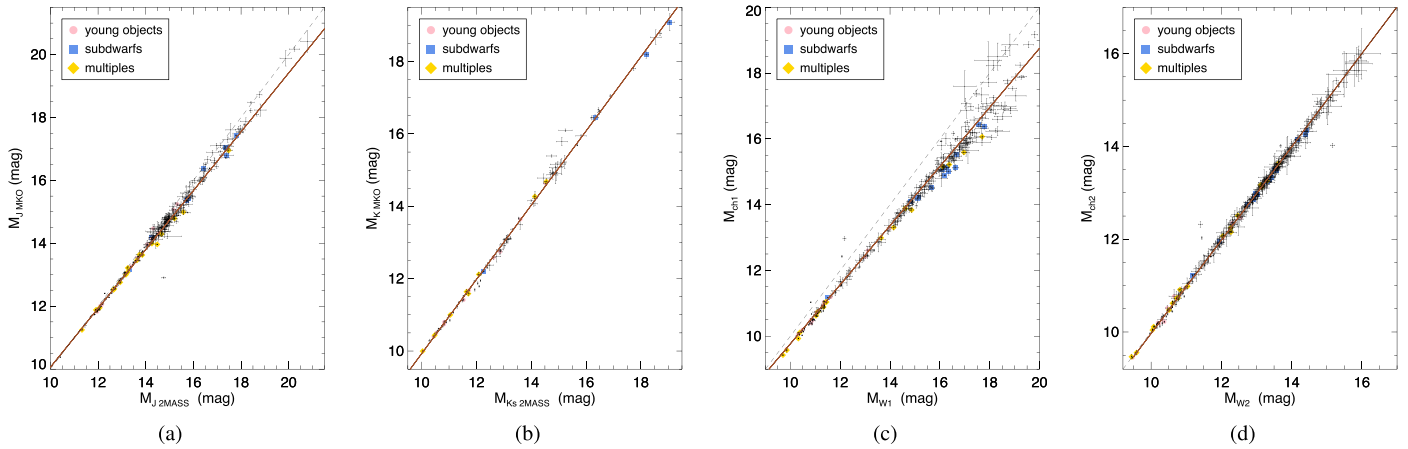


Figure 14. Plots showing the comparison of absolute magnitudes for objects within the 20 pc census that have measurements in both bands and robust parallax measurements: (a) M_{J2MASS} vs. M_{JMKO} , (b) $M_{Ks2MASS}$ vs. M_{KMKO} , (c) M_{W1} vs. M_{ch1} , and (d) M_{W2} vs. M_{ch2} . Objects identified as low-gravity, low-metallicity, or having unresolved multiplicity are color-coded, per the legend. Brown line shows the linear least-squares fit to the data, excluding color-coded objects. Parameters for these fits are given in Table 13. The one-to-one line is shown by the black dashed line.

examine homogenized color–color and color–magnitude diagrams using as much data as has been currently collected for the 20 pc L, T, and Y dwarfs. Figure 14 shows the relation in absolute magnitude between J_{2MASS} and J_{MKO} , K_S and K_{MKO} , W1 and ch1, and W2 and ch2. Linear least squares fits to the trends are illustrated in the plots and listed in Table 13. The line of one-to-one correspondence is shown by the black dashed line on each panel.

The fits to these trends show significant deviations from the one-to-one line for all of these plots except M_{W2} versus M_{ch2} . Transforming between the W2 and ch2 magnitudes is thus an easy transformation (Figure 15; Table 13) not requiring a color or spectral type term. However, transforming between the three other pairs of bands would involve such terms. For these, the uncertainties in the fits as well as uncertainties in the magnitude and color/type measurements would result in a transformed value with a necessarily large uncertainty. Therefore, in the following plots, the only transformations we will include are converting W2 magnitudes into ch2 magnitudes for objects that lack a ch2 measurement.

Trends of absolute magnitude with spectral type are illustrated in Figure 16(a)–(d). Most of the known, unresolved doubles have components of nearly equal magnitudes, and not surprisingly, most of these objects stand out as overluminous for their types relative to the main trends. On the plots of M_{JMKO} and M_H , T-type subdwarfs tend to be overluminous with respect to the mean trend, whereas L-type subdwarfs are underluminous, although for the latter there are only two examples upon which to judge. At M_{ch1} and M_{ch2} , the subdwarfs are indistinguishable from objects of solar metallicity. Young L dwarfs within 20 pc tend to be overluminous with respect to the mean trend in all four absolute magnitudes, whereas young T dwarfs—at least for the three known examples—do not distinguish themselves from the run of older T dwarfs.

Trends of colors with spectral type are illustrated in Figure 16(e)–(h). The two known L subdwarfs are much bluer than the mean trend in $J_{MKO} - ch2$ and $H - ch2$ colors, though they remain indistinguishable from the mean trend in $ch1 - ch2$ and $W1 - W2$. The T subdwarfs tend to lie redward of the mean trend in all four colors. Young L dwarfs are markedly redder than the trend in all four colors, whereas the

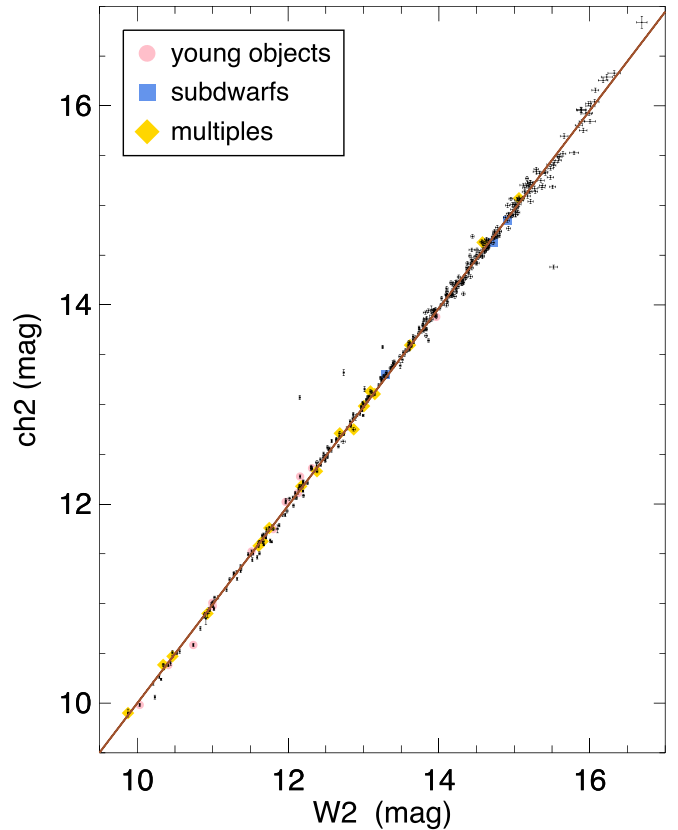


Figure 15. Comparison of the W2 vs. ch2 apparent magnitudes for objects within the 20 pc census that have measurements in both bands. Objects identified as low-gravity, low-metallicity, or having unresolved multiplicity are color-coded per the legend. Brown line shows the linear least-squares fit to the data, excluding color-coded objects. Parameters for this fit are given in Table 13.

few young T dwarfs known do not clearly differentiate themselves.

In Figure 17(a)–(h), we show the same plots as above, but with the axes flipped. This is to provide researchers with fits to convert absolute magnitudes or colors to a spectral type. As is illustrated in the plots, it is not always possible to provide simple polynomial fits over the entire range of absolute magnitude or color, because of degeneracies. For example, a

Table 13
Polynomial Fits to Trends Shown in Figures 14–22

x	y	c_0 (σ_{c0})	c_1 (σ_{c1})	c_2 (σ_{c2})	c_3 (σ_{c3})	c_4 (σ_{c4})	c_5 (σ_{c5})	c_6 (σ_{c6})	c_7 (σ_{c7})	Valid Range	Rms ^a	Fig#
(1)	(2)	(3)	(4)	(5)	(6)	(7)	(8)	(9)	(10)	(11)	(12)	(13)
M_{J2M}	M_{JMKO}	7.0584e-01 (1.3556e-02)	9.3542e-01 (9.9161e-04)	$10 < M_{J2M} < 20$	0.17	14(a)
M_{Ks}	M_{KMKO}	-4.5368e-01 (2.5737e-02)	1.0358 (2.1127e-03)	$9.5 < M_{Ks} < 18.5$	0.13	14(b)
M_{W1}	M_{ch1}	7.8505e-01 (1.0156e-02)	8.9844e-01 (8.1555e-04)	$9 < M_{W1} < 20$	0.33	14(c)
M_{W2}	M_{ch2}	-9.6870e-02 (1.5392e-02)	1.0063 (1.2866e-03)	$9 < M_{W2} < 17$	0.11	14(d)
W2	ch2	7.0888e-02 (8.9087e-03)	9.9268e-01 (6.5958e-04)	$9.5 < W2 < 17.5$	0.10	15
SpT	M_{JMKO}	1.1808e+01 (5.5134e-03)	3.3790e-01 (8.8293e-03)	-1.9013e-01 (6.1245e-03)	7.1759e-02 (1.8277e-03)	-9.9829e-03 (2.6582e-04)	6.3147e-04 (1.9917e-05)	-1.8672e-05 (7.3940e-07)	2.1526e-07 (1.0762e-08)	$0 \leq \text{SpT} \leq 22$	0.60	16(a)
SpT	M_H	1.0966e+01 (1.2196e-02)	6.0330e-01 (2.0708e-02)	-3.5647e-01 (1.2508e-02)	1.1696e-01 (3.4795e-03)	-1.6688e-02 (4.9038e-04)	1.1719e-03 (3.6092e-05)	-4.0259e-05 (1.3227e-06)	5.4808e-07 (1.9054e-08)	$0 \leq \text{SpT} \leq 22$	0.57	16(b)
SpT	M_{ch1}	9.9434e+00 (9.9630e-03)	3.4919e-01 (1.8691e-02)	-1.0725e-01 (1.1499e-02)	1.7669e-02 (3.1349e-03)	-7.1402e-04 (4.2974e-04)	-5.0487e-05 (3.0823e-05)	4.7761e-06 (1.1039e-06)	-9.9981e-08 (1.5571e-08)	$0 \leq \text{SpT} \leq 22$	0.38	16(c)
SpT	M_{ch2}	1.0071e+01 (7.3148e-03)	1.8897e-01 (1.1131e-02)	-6.2186e-02 (7.2528e-03)	1.9711e-02 (2.1162e-03)	-2.3844e-03 (3.0323e-04)	1.3230e-04 (2.2351e-05)	-3.3136e-06 (8.1392e-07)	2.9971e-08 (1.1594e-08)	$0 \leq \text{SpT} \leq 22$	0.31	16(d)
SpT	$J - \text{ch2}$	1.8153e+00 (7.9722e-03)	1.8527e-01 (1.1627e-02)	-1.7678e-01 (7.0547e-03)	7.2989e-02 (1.9164e-03)	-1.1351e-02 (2.6068e-04)	8.1335e-04 (1.8578e-05)	-2.7663e-05 (6.6362e-07)	3.6779e-07 (9.3747e-09)	$0 \leq \text{SpT} \leq 22$	0.44	16(e)
SpT	$H - \text{ch2}$	1.1150e+00 (1.5068e-02)	6.7204e-02 (2.3813e-02)	-7.3996e-02 (1.3338e-02)	4.0283e-02 (3.4641e-03)	-7.1625e-03 (4.6215e-04)	5.7419e-04 (3.2659e-05)	-2.1740e-05 (1.1624e-06)	3.2110e-07 (1.6400e-08)	$0 \leq \text{SpT} \leq 22$	0.42	16(f)
SpT	ch1 - ch2	2.6662e-02 (8.2684e-03)	-2.6015e-02 (3.1254e-03)	8.1897e-04 (3.3481e-04)	3.2520e-04 (1.0531e-05)	$0 \leq \text{SpT} \leq 22$	0.19	16(g)
SpT	W1 - W2	2.2668e-01 (4.6612e-03)	2.9069e-02 (2.0308e-03)	-4.6379e-03 (2.5436e-04)	5.7825e-04 (9.1089e-06)	$0 \leq \text{SpT} \leq 22$	0.28	16(h)
M_{JMKO}	SpT	-7.7784e+01 (1.5730e+01)	1.3260e+01 (2.6086e+00)	-6.1185e-01 (1.4247e-01)	9.6221e-03 (2.5610e-03)	$14.3 \leq M_{JMKO} \leq 24.0^b$	0.53	17(a)
M_H	SpT	-6.9184e+01 (1.5192e+01)	1.1863e+01 (2.5100e+00)	-5.4084e-01 (1.3661e-01)	8.4661e-03 (2.4473e-03)	$14.5 \leq M_H \leq 24.0^b$	0.51	17(b)
M_{ch1}	SpT	-1.2682e+02 (1.3047e+01)	2.1824e+01 (2.8362e+00)	-1.0888e+00 (2.0216e-01)	1.8362e-02 (4.7350e-03)	$10.0 \leq M_{ch1} \leq 19.0$	0.89	17(c)
M_{ch2}	SpT	1.4559e+03 (3.8543e+02)	-4.6516e+02 (1.2245e+02)	5.4301e+01 (1.4499e+01)	-2.7423e+00 (7.5845e-01)	5.0950e-02 (1.4790e-02)	$10.0 \leq M_{ch2} \leq 16.0$	1.26	17(d)
$J - \text{ch2}$	SpT	1.1022e+01 (6.2228e-01)	3.4335e+00 (4.6900e-01)	-4.8308e-01 (1.0643e-01)	2.6036e-02 (7.2766e-03)	$2.1 \leq J - \text{ch2} \leq 8.5^c$	0.53	17(e)
$H - \text{ch2}$	SpT	1.0280e+01	3.5828e+00	-5.0032e-01	2.7292e-02	$2.4 \leq H - \text{ch2} \leq 8.3^c$	0.54	17(f)

Table 13
(Continued)

<i>x</i>	<i>y</i>	c_0 (σ_{c0})	c_1 (σ_{c1})	c_2 (σ_{c2})	c_3 (σ_{c3})	c_4 (σ_{c4})	c_5 (σ_{c5})	c_6 (σ_{c6})	c_7 (σ_{c7})	Valid Range	Rms ^a	Fig#
(1)	(2)	(3)	(4)	(5)	(6)	(7)	(8)	(9)	(10)	(11)	(12)	(13)
		(8.4671e-01)	(6.1648e-01)	(1.3683e-01)	(9.2515e-03)
ch1 – ch2	SpT	5.4614e+00 (1.5994e-01)	2.1717e+01 (1.0797e+00)	-1.6691e+01 (1.7084e+00)	6.1763e+00 (8.9977e-01)	-8.1737e-01 (1.5127e-01)	0.1 ≤ ch1 – ch2 ≤ 3.0	1.26	17(g)
W1 – W2	SpT	-3.9840e+00 (5.8726e-01)	3.4029e+01 (2.7025e+00)	-2.5352e+01 (3.8349e+00)	1.0073e+01 (2.3059e+00)	-1.9779e+00 (6.1348e-01)	1.5181e-01 (5.9415e-02)	0.4 ≤ W1 – W2 ≤ 4.0	1.16	17(h)
ch1 – ch2	M_{JMKO}	1.4839e+01 (1.9346e-02)	-1.5369e+00 (4.9810e-02)	1.3741e+00 (3.7680e-02)	4.7706e-02 (8.4926e-03)	0.2 ≤ ch1 – ch2 ≤ 3.7	0.82	18(a)
ch1 – ch2	M_H	1.3650e+01 (2.9219e-02)	4.2277e-01 (7.3179e-02)	5.9475e-01 (5.4990e-02)	1.4662e-01 (1.2372e-02)	0.2 ≤ ch1 – ch2 ≤ 3.7	0.73	18(b)
ch1 – ch2	M_{ch2}	1.1685e+01 (2.1383e-02)	1.2405e+00 (4.3465e-02)	-2.6707e-01 (2.6277e-02)	9.7851e-02 (4.6742e-03)	0.2 ≤ ch1 – ch2 ≤ 3.7	0.37	18(c)
ch1 – ch2	J – ch2	3.2442e+00 (1.0321e-02)	-3.3515e+00 (2.9530e-02)	2.2401e+00 (2.4059e-02)	-2.1036e-01 (5.7791e-03)	0.4 ≤ ch1 – ch2 ≤ 3.7	0.59	18(d)
ch1 – ch2	H – ch2	1.8968e+00 (1.5548e-02)	-3.8478e-01 (4.6766e-02)	5.4798e-01 (3.8685e-02)	1.0067e-01 (9.2812e-03)	0.4 ≤ ch1 – ch2 ≤ 3.7	0.54	18(e)
ch1 – ch2	W1 – W2	3.6295e-01 (1.7547e-03)	1.4472e+00 (6.3917e-03)	-9.0895e-02 (3.7513e-03)	0.0 ≤ ch1 – ch2 ≤ 3.7	0.26	18(f)
W1 – W2	M_{JMKO}	1.5375e+01 (3.0925e-02)	-1.8851e+00 (2.6582e-02)	8.6518e-01 (5.4656e-03)	1.0 ≤ W1 – W2 ≤ 4.5	1.06	19(a)
W1 – W2	M_H	1.3974e+01 (5.0500e-02)	-5.0420e-01 (4.2061e-02)	6.1351e-01 (8.3712e-03)	1.0 ≤ W1 – W2 ≤ 4.5	0.97	19(b)
W1 – W2	M_{ch2}	1.1923e+01 (4.6335e-02)	3.2350e-01 (3.6466e-02)	1.1564e-01 (6.8309e-03)	1.0 ≤ W1 – W2 ≤ 4.5	0.46	19(c)
W1 – W2	J – W2	3.4006e+00 (1.1512e-02)	-2.0109e+00 (1.1197e-02)	6.8777e-01 (2.5620e-03)	1.0 ≤ W1 – W2 ≤ 4.5	0.77	19(e)
W1 – W2	H – W2	1.0705e+00 (4.6358e-02)	8.5334e-01 (6.8836e-02)	-3.0341e-01 (3.2019e-02)	1.1371e-01 (4.6830e-03)	1.0 ≤ W1 – W2 ≤ 4.5	0.67	19(f)
J_{MKO} – ch2	M_{JMKO}	1.1915e+01 (4.9157e-02)	1.5841e+00 (2.3193e-02)	-1.6137e-02 (2.4580e-03)	1.0 ≤ J_{MKO} – ch2 ≤ 12.0 ^d	0.39	20(a)
J_{MKO} – ch2	M_H	1.1583e+01 (3.3133e-02)	1.9032e+00 (1.7627e-02)	-5.0925e-02 (2.0930e-03)	1.0 ≤ J_{MKO} – ch2 ≤ 12.0 ^e	0.42	20(b)
J_{MKO} – ch2	M_{ch2}	1.2404e+01 (1.9595e-02)	3.6423e-01 (7.9067e-03)	4.5527e-03 (6.5360e-04)	1.0 ≤ J_{MKO} – ch2 ≤ 12.0 ^f	0.34	20(c)
H – ch2	M_{JMKO}	1.1777e+01 (5.9763e-02)	1.4108e+00 (2.5921e-02)	-4.6998e-05 (2.5617e-03)	2.5 ≤ H – ch2 ≤ 12.0 ^d	0.50	21(a)
H – ch2	M_H	1.1454e+01	1.6462e+00	-1.7633e-02	2.0 ≤ H – ch2 ≤ 12.0 ^e	0.35	21(b)

Table 13
(Continued)

x	y	c_0 (σ_{c0})	c_1 (σ_{c1})	c_2 (σ_{c2})	c_3 (σ_{c3})	c_4 (σ_{c4})	c_5 (σ_{c5})	c_6 (σ_{c6})	c_7 (σ_{c7})	Valid Range	Rms ^a	Fig#
(1)	(2)	(3)	(4)	(5)	(6)	(7)	(8)	(9)	(10)	(11)	(12)	(13)
		(4.2250e-02)	(2.0841e-02)	(2.3369e-03)
$H - \text{ch2}$	M_{ch2}	1.2709e+01 (2.6042e-02)	1.4789e-01 (1.0488e-02)	2.7211e-02 (9.1350e-04)	$3.0 \leq H - \text{ch2} \leq 12.0^f$	0.30	21(c)
M_H	T_{eff}	1.2516e+04 (1.0770e+03)	-1.5666e+03 (2.7058e+02)	6.7502e+01 (2.4638e+01)	-9.2430e-01 (9.6594e-01)	-1.9530e-03 (1.3793e-02)	$9.5 \leq M_H \leq 25.0$	88.1	22(a)
SpT	T_{eff}	2.2375e+03 (1.1342e+01)	-1.4496e+02 (4.2745e+00)	4.0301e+00 (8.8587e-01)	$0.0 \leq SpT \leq 8.75$	134	22(b)
SpT	T_{eff}	1.4379e+03	-1.8309e+01	$8.75 \leq SpT \leq 14.75$	79	22(b)
SpT	T_{eff}	5.1413e+03 (7.9271e+02)	-3.6865e+02 (8.7788e+01)	6.7301e+00 (2.4174e+00)	$14.75 \leq SpT \leq 22.0$	79	22(b)

Notes. These are simple polynomial equations of the form

$$y = \sum_{i=0}^n (c)_i x^i.$$

For spectral types, SpT = 0 for L0, SpT = 5 for L5, SpT = 10 for T0, SpT = 15 for T5, SpT = 20 for Y0, etc.

^a The units are those of the x coordinate: magnitude for apparent magnitudes, absolute magnitudes, and colors; spectral subclass for SpT; and K for T_{eff} .

^b Relation should be used only for sources having separate indications that SpT \geq T4.

^c Relation should be used only for sources having separate indications that SpT \geq T6.5.

^d Relation should be used only for sources having separate indications of $M_{JMKO} \geq 16.0$ mag.

^e Relation should be used only for sources having separate indications of $M_H \geq 15.0$ mag.

^f Relation should be used only for sources having separate indications of $M_{\text{ch2}} \geq 13.0$ mag.

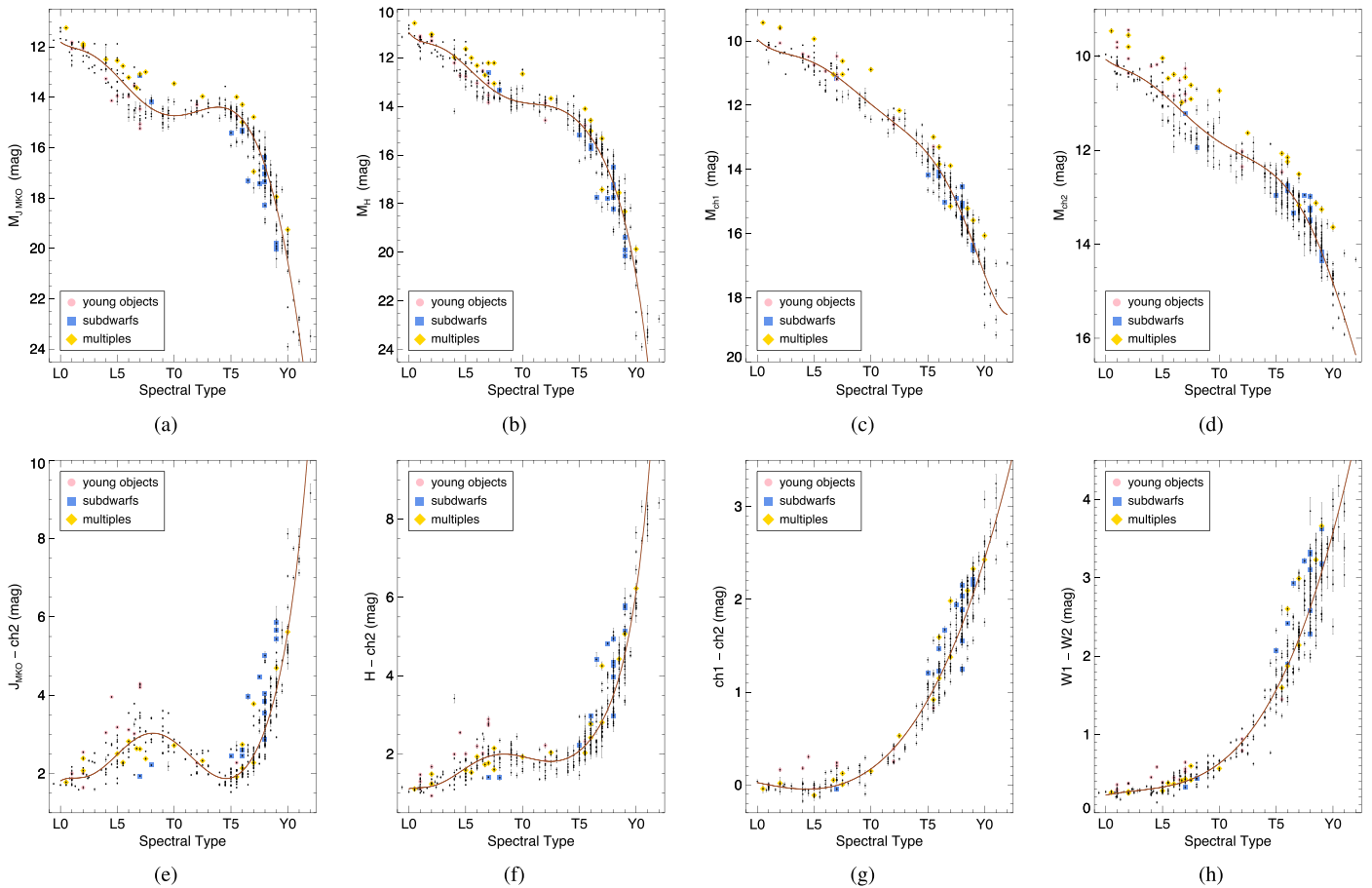


Figure 16. Plots of various absolute magnitudes (a)–(d) and colors (e)–(h) as a function of near-infrared spectral type. Only members of the 20 pc census are shown, and plots (a)–(d) show only the subset of 20 pc objects having parallaxes measured to better than 12.5%. Plots of M_{ch2} , $J_{\text{MKO}} - \text{ch2}$, and $H - \text{ch2}$ are supplemented with W2 magnitudes when ch2 magnitudes are not available, as described in Section 7.4. Polynomial fits that exclude known young objects (pink circles, Section 7.1), subdwarfs (blue squares, Section 7.2), and multiple systems (yellow diamonds, Section 7.3) are shown in brown and described in Table 13.

color of $J_{\text{MKO}} - \text{ch2} = 3.0$ mag corresponds to either a mid/late-L dwarf or a mid/late-T dwarf. Users are urged to check the notes in Table 13 to check the ranges over which these fits are valid.

In Figure 18(a)–(f), we illustrate trends of absolute magnitudes and colors as a function of $\text{ch1} - \text{ch2}$ color. In the plots of absolute magnitude, multiples are seen as overluminous, as expected, and only the most metal-poor T subdwarf, WISE 2005+5424 ($[\text{Fe}/\text{H}] = -0.64 \pm 0.17$) is well-removed from the trend in M_{MKO} and M_H . On the color plots, the T subdwarfs are redder in $J_{\text{MKO}} - \text{ch2}$, $H - \text{ch2}$, and $W1 - W2$ at a fixed value of $\text{ch1} - \text{ch2}$.

Plots of absolute magnitude and color as a function of $W1 - W2$ color are shown in Figure 19(a)–(f). The same trends as those mentioned above in $\text{ch1} - \text{ch2}$ color are seen.

Plots of absolute magnitude and color as a function of $J_{\text{MKO}} - \text{ch2}$ and $H - \text{ch2}$ color are shown in Figure 20(a)–(e) and Figure 21(a)–(e). At a given absolute magnitude in M_{MKO} , M_H , and M_{ch2} , young L dwarfs are shown to be redder than field objects, as are T subdwarfs, although L subdwarfs appear bluer. On the color–color plots, the reddest of the young L dwarfs are the reddest objects of all in $J_{\text{MKO}} - K_{\text{MKO}}$; at their $W1 - W2$ colors, they are also the reddest objects in $J_{\text{MKO}} - \text{ch2}$ and $H - \text{ch2}$.

Having established the locations of unusual objects on these diagrams, we examine the evidence for other, previously unrecognized (or in some cases, previously suspected) young

dwarfs, subdwarfs, and multiples in the 20 pc census. These are discussed in the next three subsections.

7.5. Potential Young Objects

No newly recognized young object candidates were identified from these diagrams.

7.6. Potential Subdwarfs

A number of objects, not discussed in Section 7.2 above, appear to fall along the subdwarf locus in Figures 16–21. These are addressed below.

1. WISE 0316+4307: This T8 dwarf falls along the locus of subdwarfs in the color–type plots shown in Figures 16(e) and (f). It also appears as a color outlier on the color–color plot Figure 19(f). Mace et al. (2013a) acquired separate J - and H -band spectra of the object and did not note any peculiarities, although a spectrum across the full JHK wavelength range could elucidate whether the telltale K -band suppression seen in T subdwarfs is confirmed.
2. WISE 0359–5401: This Y0 dwarf falls along the locus of subdwarfs in Figure 18(d). No Y dwarfs have yet been classified as subdwarfs, but Leggett et al. (2017) found that this object does indeed fall in the part of the $J - \text{ch2}$ versus $\text{ch1} - \text{ch2}$ diagram where substellar models