



Publication Year	2020
Acceptance in OA	2021-11-26T15:21:05Z
Title	The Large Magellanic Cloud stellar content with SMASH. I. Assessing the stability of the Magellanic spiral arms
Authors	Ruiz-Lara, T., Gallart, C., Monelli, M., Nidever, D., Dorta, A., Choi, Y., Olsen, K., Besla, G., Bernard, E. J., CASSISI, Santi, Massana, P., Noël, N. E. D., Pérez, I., Rusakov, V., Cioni, M. -R. L., Majewski, S. R., van der Marel, R. P., Martínez-Delgado, D., Monachesi, A., Monteagudo, L., Muñoz, R. R., Stringfellow, G. S., Surot, F., Vivas, A. K., Walker, A. R., Zaritsky, D.
Publisher's version (DOI)	10.1051/0004-6361/202038392
Handle	http://hdl.handle.net/20.500.12386/31173
Journal	ASTRONOMY & ASTROPHYSICS
Volume	639

LETTER TO THE EDITOR

The Large Magellanic Cloud stellar content with SMASH

I. Assessing the stability of the Magellanic spiral arms

T. Ruiz-Lara^{1,2}, C. Gallart^{1,2}, M. Monelli^{1,2}, D. Nidever^{3,4}, A. Dorta^{1,2}, Y. Choi^{3,5}, K. Olsen⁴, G. Besla⁶, E. J. Bernard⁷, S. Cassisi^{8,9}, P. Massana¹⁰, N. E. D. Noël¹⁰, I. Pérez^{11,12}, V. Rusakov¹³, M.-R. L. Cioni¹⁴, S. R. Majewski¹⁵, R. P. van der Marel^{5,16}, D. Martínez-Delgado¹⁷, A. Monachesi^{18,19}, L. Monteagudo^{20,1,2}, R. R. Muñoz²¹, G. S. Stringfellow²², F. Surot^{1,2}, A. K. Vivas²³, A. R. Walker²³, and D. Zaritsky⁵

¹ Instituto de Astrofísica de Canarias, Calle Vía Láctea s/n, 38205 La Laguna, Tenerife, Spain
e-mail: tomasruizlara@gmail.com

² Departamento de Astrofísica, Universidad de La Laguna, 38200 La Laguna, Tenerife, Spain

³ Department of Physics, Montana State University, PO Box 173840, Bozeman, MT 59717-3840, USA

⁴ NSF's National Optical-Infrared Astronomy Research Laboratory, 950 North Cherry Ave, Tucson, AZ 85719, USA

⁵ Space Telescope Science Institute, 3700 San Martin Drive, Baltimore, MD 21218, USA

⁶ Steward Observatory, University of Arizona, 933 North Cherry Avenue, Tucson, AZ 85721, USA

⁷ Université Côte d'Azur, OCA, CNRS, Lagrange, France

⁸ INAF – Astronomical Observatory of Abruzzo, Via M. Maggini, s/n, 64100 Teramo, Italy

⁹ INFN, Sezione di Pisa, Largo Pontecorvo 3, 56127 Pisa, Italy

¹⁰ Department of Physics, University of Surrey, Guildford GU2 7XH, UK

¹¹ Departamento de Física Teórica y del Cosmos, Universidad de Granada, Campus de Fuentenueva, 18071 Granada, Spain

¹² Instituto Carlos I de Física Teórica y computacional, Universidad de Granada, 18071 Granada, Spain

¹³ Department of Physics and Astronomy, University College London, Gower Street, WC1E 6BT London, UK

¹⁴ Leibniz-Institut für Astrophysik Potsdam (AIP), An der Sternwarte 16, 14482 Potsdam, Germany

¹⁵ Department of Astronomy, University of Virginia, Charlottesville, VA 22904-4325, USA

¹⁶ Center for Astrophysical Sciences, Department of Physics & Astronomy, Johns Hopkins University, Baltimore, MD 21218, USA

¹⁷ Instituto de Astrofísica de Andalucía, CSIC, 18080 Granada, Spain

¹⁸ Instituto de Investigación Multidisciplinar en Ciencia y Tecnología, Universidad de La Serena, Raúl Bitrán 1305, La Serena, Chile

¹⁹ Departamento de Astronomía, Universidad de La Serena, Av. Juan Cisternas 1200 Norte, La Serena, Chile

²⁰ Isaac Newton Group of Telescopes, Apartado 321, 38700 Santa Cruz de La Palma, Canary Islands, Spain

²¹ Departamento de Astronomía, Universidad de Chile, Camino del Observatorio 1515, Las Condes, Santiago, Chile

²² Center for Astrophysics and Space Astronomy, University of Colorado, 389 UCB, Boulder, CO 80309-0389, USA

²³ Cerro Tololo Inter-American Observatory, NSF's National Optical-Infrared Astronomy Research Laboratory, Casilla 603, La Serena, Chile

Received 11 May 2020 / Accepted 8 June 2020

ABSTRACT

The Large Magellanic Cloud (LMC) is the closest and most studied example of an irregular galaxy. Among its principal defining morphological features, its off-centred bar and single spiral arm stand out, defining a whole family of galaxies known as the Magellanic spirals (Sm). These structures are thought to be triggered by tidal interactions and possibly maintained via gas accretion. However, it is still unknown whether they are long-lived stable structures. In this work, by combining photometry that reaches down to the oldest main sequence turn-off in the colour-magnitude diagrams (CMD, up to a distance of ~ 4.4 kpc from the LMC centre) from the SMASH survey and CMD fitting techniques, we find compelling evidence supporting the long-term stability of the LMC spiral arm, dating the origin of this structure to more than 2 Gyr ago. The evidence suggests that the close encounter between the LMC and the Small Magellanic Cloud (SMC) that produced the gaseous Magellanic Stream and its Leading Arm also triggered the formation of the LMC's spiral arm. Given the mass difference between the Clouds and the notable consequences of this interaction, we can speculate that this should have been one of their closest encounters. These results set important constraints on the timing of LMC-SMC collisions, as well as on the physics behind star formation induced by tidal encounters.

Key words. methods: observational – techniques: photometric – galaxies: stellar content – Magellanic Clouds

1. Introduction

Magellanic spiral galaxies (Sm) are ubiquitous in the Universe. Characterised by the presence of an off-centred bar (SBm) and one single arm, S(B)m galaxies are some of the most structurally

lopsided galaxies ever discovered (de Vaucouleurs & Freeman 1972). How they became so asymmetric, particularly with regard to the ultimate origin of their spiral arm(s) in contrast to more massive spiral galaxies, remains unclear. Fortunately, the level of detail attainable for the Large Magellanic Cloud (LMC), the

prototype for this class of galaxy and the only example for which individual stars can be studied, could help us answer these open questions.

Tidal interactions and minor mergers have long been invoked to explain asymmetries in galaxies (e.g. Odewahn 1994; Zaritsky & Rix 1997; Kornreich et al. 2002; Besla et al. 2016; Choi et al. 2018a,b). Theoretical studies conclude that brief tidal interactions can transform barred late-type spirals to SBm-like discs (e.g. Yozin & Bekki 2014), and single-armed structures have been found in numerical studies of galaxy mergers (e.g. Berentzen et al. 2003; Pearson et al. 2018). Using N -body simulations, Pardy et al. (2016) found that dwarf-dwarf encounters mainly affect the disc of SBm galaxies, causing a mismatch between the centre of the bar and the dynamical centre of the galaxy. For the particular case of the LMC, Small Magellanic Cloud, and Milky Way (LMC-SMC-MW) system, Besla et al. (2012) developed N -body smoothed-particle hydrodynamics modelling of interactions between the three galaxies that could simultaneously explain the observed large-scale features (the gaseous Magellanic Bridge, Stream, and Leading Arm), together with the LMC’s off-centred bar and single arm. The authors claim that LMC-SMC interactions are the main driver of the observed morphology and configuration, with little effect from the MW. Indeed, the oddity of triple systems such as the LMC-SMC-MW in both observation (e.g. Liu et al. 2011) and simulation (e.g. Boylan-Kolchin et al. 2010), in contrast with the large number of S(B)mS in the Universe (Wilcots 2009; Zaritsky et al. 2013), suggests that Sm characteristics can be acquired without the presence of a nearby MW-like galaxy.

However, the high incidence of S(B)m and lopsided galaxies in the Local Universe and their presence in isolation (Wilcots & Prescott 2004; Bournaud et al. 2005; van Eymeren et al. 2011) suggests that asymmetries have to be long-lived – if acquired through interaction-related processes – or that other mechanisms might be at play. Cosmological gas accretion has been proposed as one of these complementary processes (Bournaud et al. 2005). If such accretion is asymmetric, it can induce lopsided and one-armed discs in the stellar component once the gas is converted into stars. Other studies of more massive systems, point to misalignments between discs and the galaxy’s dark matter halo, regardless of their origin, as drivers of asymmetric discs (Levine & Sparke 1998; Noordermeer et al. 2001). Interestingly, several studies invoking different mechanisms predict a wide range of lifetimes for the observed asymmetries.

Weak interactions are found to cause short-lived asymmetries (~ 0.5 Gyr) and trigger star formation in the discs of lopsided galaxies (Rudnick et al. 2000). Yozin & Bekki (2014) also claim that asymmetries driven in LMC-mass galaxies via brief tidal interactions are short-lived (of the order of a Gyr or less), although they can shape long-lived structures in lower mass systems. Slightly more stable asymmetries seem to be induced in the case of dwarf-dwarf close interactions: Pardy et al. (2016) find that asymmetries can persist for ~ 2 Gyr, until the disc is re-centred with the bar. Besla et al. (2016) argue that one-armed structures can persist 1–2 Gyr after the smaller companion has been completely consumed, undergoing reformation if several close encounters take place. Nevertheless, it seems that the combination of tidal interaction and mergers with cosmological accretion of gas can extend the life of asymmetries by several Gyr (Bournaud et al. 2005). Levine & Sparke (1998) and Noordermeer et al. (2001) also showed that once an offset arises between discs and dynamical centres, they tend to remain offset.

Within this context, it is clear that the precise dating of morphological structures in the LMC will provide unprecedented constraints to numerical modelling of SBm galaxies. In this work, we use photometric data from the Survey of the MAGellanic Stellar History (SMASH, Nidever et al. 2017) and colour-magnitude diagram (CMD) fitting to characterise the star formation history (SFH) of the outer-disc region of the LMC, with special focus on its spiral arm. We find compelling evidence on the stability of this morphological structure.

2. Determination of the LMC star formation history

A detailed description of our process to study the LMC SFH using the SMASH data will be provided in a subsequent paper (Ruiz-Lara et al., in prep.). For completeness, we give a self-contained but brief explanation here. We analysed a total of 5.5×10^7 stars from the main body of the LMC (up to a galactocentric distance of ~ 4.4 kpc or 5°) observed by the SMASH survey¹. SMASH provides high-quality and deep photometry of the observed region in a uniform and homogeneous way², enabling the study of the SFH of this system as never before. The analysed sample of stars has been drawn from the original SMASH dataset after some quality cuts are applied ($-2.5 < \text{SHARP}_{\text{DAOPHOT,ALLSTAR}} < 2.5$; photometric errors in g and i -bands below 0.3 mag). In this process, the catalogues of overlapping fields are combined and apparent magnitudes transformed to absolute magnitudes (on a star-by-star basis) taking into account reddening, distance, and LMC inclination effects (changing the effective distance modulus of different regions due to the orientation of the LMC disc) following the analysis presented in Choi et al. (2018a). The particular choice of this geometry has little effect on our results and conclusions.

We split this initial catalogue into 232 individual spatial bins following a Voronoi tessellation (Cappellari & Copin 2003). The goal is to divide the whole LMC field into homogeneous, compact, roundish, and contiguous spatial bins avoiding holes or overlaps, each containing $\sim 200\,000$ stars from the above-described sample. The photometric completeness and uncertainties in each spatial bin (critical for subsequent steps) have been derived following standard procedures of artificial-star tests (ASTs; e.g. Monelli et al. 2010), injecting $\sim 2 \times 10^6$ stars per spatial bin covering the range of colours, magnitudes, and sky locations sampled by the analysed stars. We assign to each of the spatial bins its corresponding AST table by cross-matching their HEALPix unique identifiers with those of the AST catalogues.

A synthetic population containing 1.5×10^8 stars was then created with uniform distributions in age and metallicity (from 0.03 to 14 Gyr and Z from 0.0001 to 0.025) based on the solar-scaled BaSTI stellar evolution models (Pietrinferni et al. 2004). We use a Kroupa initial mass function (Kroupa 2001) and a binary fraction of 50% with a minimum mass ratio of 0.1. Observational uncertainties and crowding effects are simulated in this synthetic population using DiSPaR (see Rusakov et al. 2020, and Ruiz-Lara et al., in prep. for more information) and the previously described AST tables. This enabled us to create a separate “dispersed” synthetic CMD that accounts for the crowding and

¹ SMASH DR2 (Nidever et al., in prep.) is available through the Data Lab hosted by the NSF’s National Optical-Infrared Astronomy Research Laboratory.

² The SMASH data reduction is extensively described in Nidever et al. (2017) and makes use, among other packages, of the PHOTRED (Nidever et al. 2011, <https://github.com/dnidever/PHOTRED>) software package which performs multi-exposure forced-PSF photometry using the DAOPHOT suite of programs (Stetson 1987, 1994).

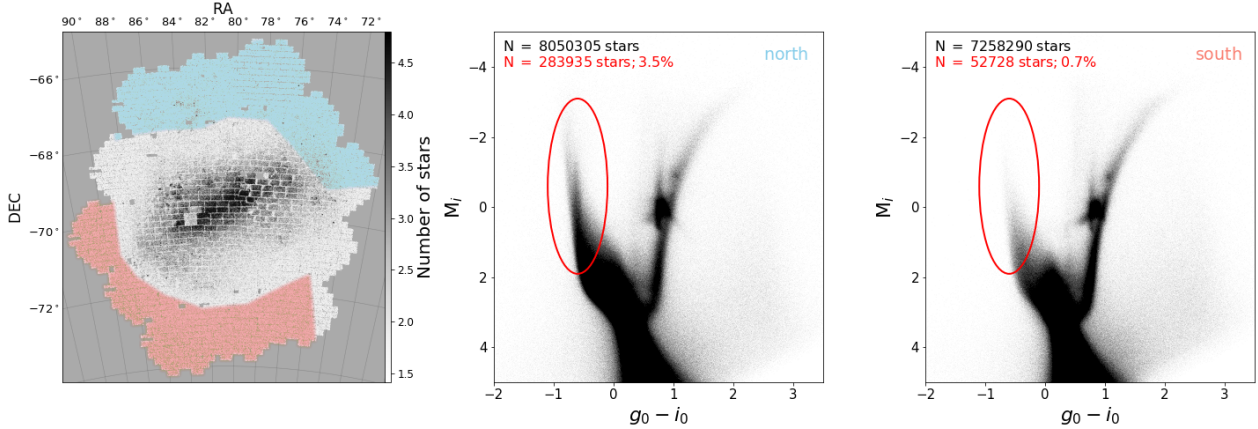


Fig. 1. Stellar spatial distribution and observed colour-magnitude diagrams corresponding to two visually selected regions representative of the northwest (blue) and southeast (red) regions of the LMC. *Left:* LMC-reconstructed stellar density image from SMASH data showing the number density of stars brighter than $M_i = -1$. North is up, east is left. *Middle:* northwest region, roughly corresponding with the arm. *Right:* southeast region. We note the clear differences in the bright, blue main sequence (approximately delimited by the red ellipse), indicating the presence of a prominent young stellar population in the arm region ($\sim 3.5\%$ of the 8 million stars sampled against the only $\sim 0.7\%$ of 7.3 million stars in the south region).

photometric uncertainties that are characteristic of each of the 232 individual spatial bins.

Finally, SFHs, defined as the star formation rate (SFR) and chemical enrichment as a function of cosmic time, are computed by CMD fitting in each spatial bin using THESTORM (Bernard et al. 2015, 2018). THESTORM finds the best selection among synthetic stars (divided into simple stellar populations of given ages and metallicities) to mimick the observed distribution of stars in specific regions of the CMD (“bundles”; Monelli et al. 2010; Rusakov et al. 2020). We encourage the reader to review Ruiz-Lara et al. (2018) for an evaluation of the robustness of THESTORM regarding the treatment of binaries or bundle strategy.

An important factor in obtaining reliable SFHs is that the whole main sequence, down to the oldest main sequence turn-off (around $M_i = 3.0$ for the LMC), is well-represented in the CMD fitting process. For this reason, and also to take into account spatial variations of the crowding levels within the LMC, the faintest magnitude of stars included in the fit was varied accordingly. This value is set to $M_i = 4.5$ if the 20% completeness level is fainter than $M_i = 4.5$, otherwise the 20% completeness magnitude is used. For the current study, spatial bins that are highly affected by crowding (50% completeness magnitude brighter than $M_i = 3$, mainly concentrated in the bar region) are masked out. For the reconstruction of the 2D stellar content of the LMC, we assigned to each HEALPix pixel within the LMC the SFH corresponding to its spatial bin. More detailed information on the process of SFH determination can be found in Monelli et al. (2010), Ruiz-Lara et al. (2018) or Rusakov et al. (2020); see also Hidalgo et al. (2011) for a computation of uncertainties; and Ruiz-Lara et al. (in prep.), for the particular case of SMASH data.

3. Results

The northwestern region of the LMC disc sparkles with the presence of $H\alpha$ emission (e.g. Reid & Parker 2013), recent star formation (e.g. Harris & Zaritsky 2009), classical cepheids (Moretti et al. 2014), and young, massive stars (El Youssoufi et al. 2019). In contrast, the rest of the LMC disc is largely devoid of evidence supporting the presence of stars as young as those found in the north. This north–south

difference exists even beyond the high surface brightness regions: Besla et al. (2016), using deep optical images, resolved the stellar substructures (stellar arcs and multiple spiral arms) discovered by de Vaucouleurs & Freeman (1972, outside the area covered in this work) and confirmed that there is no counterpart to these structures in the south (see also Mackey et al. 2018). This dichotomy is apparent in the SMASH dataset as well (see Fig. 2 in Choi et al. 2018b).

The middle and right-hand panels of Fig. 1 show the characteristic CMD of stars in the spiral arm (north, blue) and those representative of an approximately symmetric area south of the bar (south, red), respectively (visually selected). Whereas a clear and prominent young main sequence is evident in the northern region, it is virtually absent from the southern region. It is clear that the LMC spiral arm presents contrasting properties with the rest of the LMC disc. In the following, and through the analysis of the SFH of the two selected regions, we seek observational evidence regarding the stability of this spiral structure, its longevity, and the possible mechanisms behind its formation and survival.

Figure 2 compares the SFHs of these two opposed regions. These SFHs are computed by averaging the SFHs for the HEALPix pixels within the defining regions with suitable normalisation³ (left panel of Fig. 1). The similarities of both SFHs at early times until ~ 2.3 Gyr ago is astonishing, suggesting an efficient mixing of the old stellar populations or a homogeneity of the LMC SFH at early times. Both regions display an important old population (older than 11.5 Gyr), followed by a residual (non-negligible) star formation until ~ 3 Gyr ago, when the SFR increased significantly. In the last ~ 2.3 Gyr, the northern region (arm) kept forming stars at a high rate, whereas the southern region progressively decreased its star formation until it reached its current low level. We also find clear secondary bursts at 2, 1, 0.5, and 0.1 Gyr ago in the arm region with hints in the southern region as well. These secondary bursts coincide with those found by Harris & Zaritsky (2009), with the exception of the enhancement at 1 Gyr (detected also in Meschin et al. 2014; Monteagudo et al. 2018). The higher age resolution of our

³ The normalisation is given by the number of stars brighter than $M_i = 0.7$ in each HEALPix.

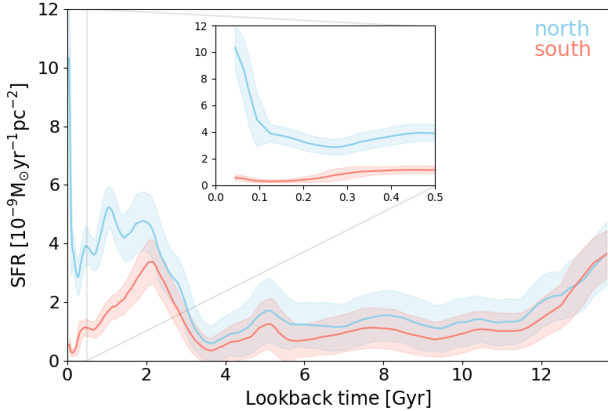


Fig. 2. Average star formation histories characteristic of the northwest (blue, arm) and southeast (red) regions of the LMC disc. A magnified inset highlights the youngest burst. Shaded regions represent uncertainties in the SFH recovery computed as described in Hidalgo et al. (2011).

current study allows us to date the re-ignition of star formation roughly 3 Gyr ago with better precision than previous studies (Harris & Zaritsky 2009; Weisz et al. 2013), coinciding with the values found in the bar and inner disc (Monteagudo et al. 2018), as well as in the outer LMC disc (Meschin et al. 2014). Additionally, earlier phases of subdued star formation have occurred in both regions ~ 5 and 8 Gyr ago (in overall agreement with Meschin et al. 2014; Monteagudo et al. 2018).

The combination of large spatial coverage and deep photometry allowed us to derive a SFH with unprecedented high age and spatial resolution in the LMC. As hinted by Fig. 2, the distribution of old stars in the LMC lacks clear spatial patterns that could be associated with any LMC morphological component (in agreement with the uniform distribution of RR Lyrae stars presented in Soszyński et al. 2009). However, this changes in the last ~ 2 Gyr. Figure 3 shows stellar mass fraction maps of stars younger than 2.3 Gyr, divided into age bins defined on the basis of the SFH shown in Fig. 2. Whereas stars in the 1.9–2.3 Gyr age range still show no strong spatial coherence, it is for stars younger than 1.55 Gyr (even 2.1 Gyr) that the whole LMC spiral structure – including the southeastern patch near the end of the bar – clearly stands out. This structure not only appears to be stable and displays a clear spatial coherence during the last ~ 2 Gyr, it also shows spatial evolution (see El Youssoufi et al. 2019). Stars in the 0.6–0.9 Gyr age range accumulate in the northwestern extreme of the arm, whereas stars ranging from 0.2 to 0.6 Gyr old are distributed along the entire arm and the eastern end where the youngest stars are concentrated (the Constellation III region, Harris & Zaritsky 2009).

4. Discussion and conclusions

Morphological asymmetries such as this single-armed structure have been widely attributed to tidal interactions, dwarf-dwarf mergers, and cosmological gas accretion (e.g. Odewahn 1994; Zaritsky & Rix 1997; Kornreich et al. 2002; Bournaud et al. 2005; Besla et al. 2012; Yozin & Bekki 2014; Pardy et al. 2016). Although we cannot rule out some contribution from the latter, the similar enrichment histories that we find in our SFH determination from SMASH data between the northern and southern regions, and especially the lack of any excess of metal-poor stars in the LMC spiral arm, argue against the infall of pristine gas as a primary driver of this structure. In addition, the fact that the

LMC appears to be on its first infall into the MW (Besla et al. 2007; Patel et al. 2020) allows us to rule out interactions with the MW as the origin of the spiral structure. Simulations suggest that the earliest the MW could have affected the LMC was via ram pressure stripping (interaction with the circumgalactic medium) ~ 1 Gyr ago, which would have mainly affected the outermost LMC (Salem et al. 2015). The results reported in this work clearly suggest that the LMC spiral structure has been in place for at least 2 Gyr, well before the LMC started feeling the effects of the MW. It is possible that the LMC-SMC interactions triggered the formation of the LMC spiral structure.

For decades, evidence has existed supporting a LMC-SMC common evolution for several billion years (e.g. Mathewson et al. 1974; Weisz et al. 2013). In fact, mutual interactions between the Clouds have long been invoked to explain large scale structures such as the Magellanic Bridge, Stream, and Leading Arm, as well as its off-centred bar and single spiral arm (e.g. Besla et al. 2007, 2012; Diaz & Bekki 2012; Noël et al. 2013, 2015). In this line, an analysis of the kinematic information of the HI gas, Nidever et al. (2008) traced back part of the Leading Arm and Stream to a LMC origin, dating it to be ~ 1.74 Gyr old. On the other hand, Fox et al. (2018) analysed spectroscopic data from four AGN sight-lines passing through the Leading Arm to provide compelling evidence that a good fraction of the Leading Arm has its origin in the SMC, dating it back ~ 2 Gyr ago. In either case, these works suggest that the Leading Arm was generated at the same time as the Stream, following a LMC-SMC close encounter some 1.5 to 2.5 Gyr ago (Fox et al. 2018). Indeed, independent simulations from Besla et al. (2012) suggest pericentric passages between the Clouds ~ 2.7 and 1.1 Gyr ago as well as a direct collision ~ 100 –300 Myr ago (see also Zivick et al. 2018 or Martínez-Delgado et al. 2019), partly responsible for the LMC peculiar morphology as well as the Bridge (e.g. Irwin et al. 1985). Some recent studies also suggest that LMC-SMC interactions are behind newly-discovered stellar structures such as the ring-like stellar overdensity and the outer warp in the LMC (Choi et al. 2018a,b). The timing of the proposed encounters generally coincide with star formation enhancements reported in this analysis (see Fig. 2).

It is intriguing to see that all recent encounters appear to have triggered star formation in the same spatial region, that is, the spiral arm (currently in the northwest, see Fig. 3). In fact, the HI distribution in the LMC appears globally displaced towards this direction, offset with respect to the LMC bar (Staveley-Smith et al. 2003). Our results would suggest that this lopsidedness of the gas may have been maintained for the last 2–3 Gyr, with later interactions inducing stochastic self-propagating star formation (Gerola et al. 1980) where HI resides. As asymmetries induced by tidal encounters seem to last several Gyr (Levine & Sparke 1998; Noordermeer et al. 2001; Berentzen et al. 2003; Besla et al. 2016; Pardy et al. 2016), this would explain the notable spatial coherence in the spiral arm stellar populations for the last ~ 2 Gyr and further support a link between this structure and LMC-SMC interactions dating back ~ 2 –3 Gyr. Theoretical predictions focused on the SFH of the Clouds are needed to confirm this scenario and put the LMC spiral structure within the framework of the dynamical spirals present in more massive systems (Lin & Shu 1964; Julian & Toomre 1966).

In this work, we present an updated analysis of the SFH over a large area of the outer disc of the LMC with an unparalleled combination of spatial coverage and time resolution. For this purpose, we combine the deep SMASH photometric data with

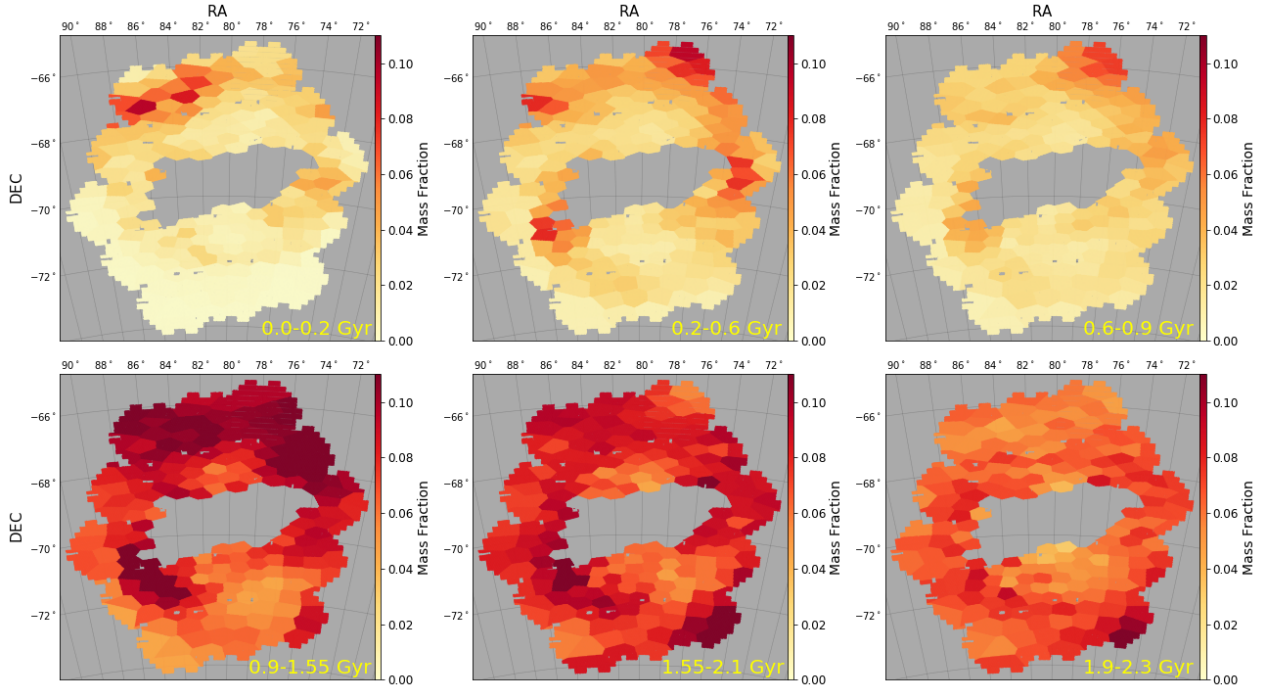


Fig. 3. Spatial distribution of the stellar mass fractions of different stellar populations (younger than 2.3 Gyr) in the LMC disc. The stellar populations are defined based on their age (indicated in the lower-right corner of each panel); youngest to oldest from the *top-left to the bottom-right panels*. The mass fraction is normalised to the mass in each spatial bin, i.e. the sum of the fractions of all populations (including older than 2.3 Gyr) in each spatial bin is 1.

the powerful approach of CMD fitting to study SFHs in galaxies. We find that the spiral arm exhibits a distinctly young population (younger than ~ 2 Gyr). This spatial coherence provides indisputable evidence that this structure has been in place for at least the last ~ 2 Gyr, surviving dynamical arguments such as differential rotation. The dating of the spiral arm, together with the orbital history of the Clouds – in the first infall towards the MW – strongly advocate for LMC-SMC interactions during the last 3 Gyr as the origin of this stable structure. These results provide key constraints for all future models of the Magellanic System, which should also explain the recent SFH exhibited by the northern spiral arm.

Acknowledgements. The authors are grateful to the anonymous referee for their invaluable comments improving the original manuscript. TRL, CG, MM, FS and LM acknowledge financial support through grants (AEI/FEDER, UE) AYA2017-89076-P, AYA2016-77237-C3-1-P (RAVET project) and AYA2015-63810-P, as well as by Ministerio de Ciencia, Innovación y Universidades (MCIU), through Juan de la Cierva – Formación grant (FJCI-2016-30342) and the State Budget and by Consejería de Economía, Industria, Comercio y Conocimiento of the Canary Islands Autonomous Community, through Regional Budget. TRL also acknowledges support from the Spanish Public State Employment Service (SEPE). Y.C. acknowledges support from NSF grant AST 1655677. SC acknowledges support from Premiale INAF “MITIC” and grant AYA2013-42781P from the Ministry of Economy and Competitiveness of Spain, he has also been supported by INFN (Iniziativa specifica TAsP). M-RC acknowledges support from the European Research Council (ERC) under the European Union’s Horizon 2020 research and innovation program (grant agreement No. 682115). SRM acknowledges support through NSF grant AST-1909497. DMD acknowledges support through grant AYA2016-81065-C2-2 and through the “Centre of Excellence Severo Ochoa” award for the Instituto de Astrofísica de Andalucía (SEV-2017-0709) and from grant PGC2018-095049-B-C21. AM acknowledges financial support from FONDECYT Regular 1181797 and funding from the Max Planck Society through a Partner Group grant. R.R.M. acknowledges partial support from project BASAL AFB-170002 as well as FONDECYT project N°1170364. This research makes use of python (<http://www.python.org>); Matplotlib (Hunter 2007) and Astropy (Astropy Collaboration 2013, 2018). Based on observations at Cerro Tololo Inter-American Observatory, National

Optical Astronomy Observatory (NOAO Prop. ID: 2013A-0411 and 2013B-0440; PI: Nidever), which is operated by the Association of Universities for Research in Astronomy (AURA) under a cooperative agreement with the National Science Foundation. This project used data obtained with the Dark Energy Camera (DECam), which was constructed by the Dark Energy Survey (DES) collaboration. Funding providers for the DES Projects can be found in <https://www.darkenergysurvey.org/collaboration-and-sponsors/>.

References

- Astropy Collaboration (Robitaille, T. P., et al.) 2013, *A&A*, **558**, A33
 Astropy Collaboration (Price-Whelan, A. M., et al.) 2018, *AJ*, **156**, 123
 Berentzen, I., Athanassoula, E., Heller, C. H., & Fricke, K. J. 2003, *MNRAS*, **341**, 343
 Bernard, E. J., Ferguson, A. M. N., Chapman, S. C., et al. 2015, *MNRAS*, **453**, L113
 Bernard, E. J., Schultheis, M., Di Matteo, P., et al. 2018, *MNRAS*, **477**, 3507
 Besla, G., Kallivayalil, N., Hernquist, L., et al. 2007, *ApJ*, **668**, 949
 Besla, G., Kallivayalil, N., Hernquist, L., et al. 2012, *MNRAS*, **421**, 2109
 Besla, G., Martínez-Delgado, D., van der Marel, R. P., et al. 2016, *ApJ*, **825**, 20
 Bournaud, F., Combes, F., Jog, C. J., & Puerari, I. 2005, *A&A*, **438**, 507
 Boylan-Kolchin, M., Springel, V., White, S. D. M., & Jenkins, A. 2010, *MNRAS*, **406**, 896
 Cappellari, M., & Copin, Y. 2003, *MNRAS*, **342**, 345
 Choi, Y., Nidever, D. L., Olsen, K., et al. 2018a, *ApJ*, **866**, 90
 Choi, Y., Nidever, D. L., Olsen, K., et al. 2018b, *ApJ*, **869**, 125
 de Vaucouleurs, G., & Freeman, K. C. 1972, *Vistas Astron.*, **14**, 163
 Diaz, J. D., & Bekki, K. 2012, *ApJ*, **750**, 36
 El Yousoufi, D., Cioni, M.-R. L., Bell, C. P. M., et al. 2019, *MNRAS*, **490**, 1076
 Fox, A. J., Barger, K. A., Wakker, B. P., et al. 2018, *ApJ*, **854**, 142
 Gerola, H., Seiden, P. E., & Schulman, L. S. 1980, *ApJ*, **242**, 517
 Harris, J., & Zaritsky, D. 2009, *AJ*, **138**, 1243
 Hidalgo, S. L., Aparicio, A., Skillman, E., et al. 2011, *ApJ*, **730**, 14
 Hunter, J. D. 2007, *Comput. Sci. Eng.*, **9**, 90
 Irwin, M. J., Kunkel, W. E., & Demers, S. 1985, *Nature*, **318**, 160
 Julian, W. H., & Toomre, A. 1966, *ApJ*, **146**, 810
 Kornreich, D. A., Lovelace, R. V. E., & Haynes, M. P. 2002, *ApJ*, **580**, 705
 Kroupa, P. 2001, *MNRAS*, **322**, 231
 Levine, S. E., & Sparke, L. S. 1998, *ApJ*, **496**, L13
 Lin, C. C., & Shu, F. H. 1964, *ApJ*, **140**, 646

- Liu, L., Gerke, B. F., Wechsler, R. H., Behroozi, P. S., & Busha, M. T. 2011, *ApJ*, **733**, 62
- Mackey, D., Kopusov, S., Da Costa, G., et al. 2018, *ApJ*, **858**, L21
- Martínez-Delgado, D., Katherina Vivas, A., Grebel, E. K., et al. 2019, *A&A*, **631**, A98
- Mathewson, D. S., Cleary, M. N., & Murray, J. D. 1974, *ApJ*, **190**, 291
- Meschin, I., Gallart, C., Aparicio, A., et al. 2014, *MNRAS*, **438**, 1067
- Monelli, M., Hidalgo, S. L., Stetson, P. B., et al. 2010, *ApJ*, **720**, 1225
- Monteagudo, L., Gallart, C., Monelli, M., Bernard, E. J., & Stetson, P. B. 2018, *MNRAS*, **473**, L16
- Moretti, M. I., Clementini, G., Muraveva, T., et al. 2014, *MNRAS*, **437**, 2702
- Nidever, D. L., Majewski, S. R., & Butler Burton, W. 2008, *ApJ*, **679**, 432
- Nidever, D. L., Majewski, S. R., Muñoz, R. R., et al. 2011, *ApJ*, **733**, L10
- Nidever, D. L., Olsen, K., Walker, A. R., et al. 2017, *AJ*, **154**, 199
- Noël, N. E. D., Conn, B. C., Carrera, R., et al. 2013, *ApJ*, **768**, 109
- Noël, N. E. D., Conn, B. C., Read, J. I., et al. 2015, *MNRAS*, **452**, 4222
- Noordermeer, E., Sparke, L. S., & Levine, S. E. 2001, *MNRAS*, **328**, 1064
- Odehahn, S. C. 1994, *AJ*, **107**, 1320
- Pardy, S. A., D'Onghia, E., Athanassoula, E., Wilcots, E. M., & Sheth, K. 2016, *ApJ*, **827**, 149
- Patel, E., Kallivayalil, N., Garavito-Camargo, N., et al. 2020, *ApJ*, **893**, 121
- Pearson, S., Privon, G. C., Besla, G., et al. 2018, *MNRAS*, **480**, 3069
- Pietrinferni, A., Cassisi, S., Salaris, M., & Castelli, F. 2004, *ApJ*, **612**, 168
- Reid, W. A., & Parker, Q. A. 2013, *MNRAS*, **436**, 604
- Rudnick, G., Rix, H.-W., & Kennicutt, R. C., Jr. 2000, *ApJ*, **538**, 569
- Ruiz-Lara, T., Gallart, C., Beasley, M., et al. 2018, *A&A*, **617**, A18
- Rusakov, V., Monelli, M., Gallart, C., et al. 2020, ArXiv e-prints [arXiv:2002.09714]
- Salem, M., Besla, G., Bryan, G., et al. 2015, *ApJ*, **815**, 77
- Soszyński, I., Udalski, A., Szymański, M. K., et al. 2009, *Acta Astron.*, **59**, 1
- Staveley-Smith, L., Kim, S., Calabretta, M. R., Haynes, R. F., & Kesteven, M. J. 2003, *MNRAS*, **339**, 87
- Stetson, P. B. 1987, *PASP*, **99**, 191
- Stetson, P. B. 1994, *PASP*, **106**, 250
- van Eymeren, J., Jütte, E., Jog, C. J., Stein, Y., & Dettmar, R. J. 2011, *A&A*, **530**, A30
- Weisz, D. R., Dolphin, A. E., Skillman, E. D., et al. 2013, *MNRAS*, **431**, 364
- Wilcots, E. M. 2009, in *The Magellanic System: Stars, Gas, and Galaxies*, eds. J. T. Van Loon, & J. M. Oliveira, *IAU Symp.*, **256**, 461
- Wilcots, E. M., & Prescott, M. K. M. 2004, *AJ*, **127**, 1900
- Yozin, C., & Bekki, K. 2014, *MNRAS*, **439**, 1948
- Zaritsky, D., & Rix, H.-W. 1997, *ApJ*, **477**, 118
- Zaritsky, D., Salo, H., Laurikainen, E., et al. 2013, *ApJ*, **772**, 135
- Zivick, P., Kallivayalil, N., van der Marel, R. P., et al. 2018, *ApJ*, **864**, 55