



<b>Publication Year</b>	2017
<b>Acceptance in OA</b>	2020-09-09T07:02:48Z
<b>Title</b>	Polytropic Models of Filamentary Molecular Clouds and Sub-Structure Formation in Starless Cores
<b>Authors</b>	Toci, Claudia, GALLI, Daniele, VERDINI, ANDREA, Del Zanna, Luca, Landi, Simone
<b>Publisher's version (DOI)</b>	10.5281/zenodo.1116232
<b>Handle</b>	<a href="http://hdl.handle.net/20.500.12386/27230">http://hdl.handle.net/20.500.12386/27230</a>

## Introduction

Recent observations made by the Herschel Space Observatory and the Planck Satellite have shown that molecular clouds are made by networks of filaments, shaped by interstellar turbulence and magnetic fields. We analyse the stability of filamentary molecular clouds with the help of cylindrical polytropic models with and without helical magnetic fields. We then focused on the growth of hydrodynamical density perturbations and the formation of sub-structures and fragments in pre-stellar cores.

## ★ HOW TO MODEL YOUR FILAMENT:

The density profile  $\rho$  in the radial direction can be characterised by:

- ★ flat density  $\rho_c$  inner part of size  $\varpi_{\text{flat}} = (0.03 \pm 0.02)$  pc
- ★ power law envelope extending to a radius  $\sim 10 \varpi_{\text{flat}}$
- ★ a *softened* power-law profile
- ★  $\alpha$  parameter related to its physical state if  $\alpha=4$  filaments are isothermal

$$\rho(\varpi) = \frac{\rho_c}{[1 + (\varpi/\varpi_{\text{flat}})^2]^{\alpha/2}}$$

The power-law slope observed with Herschel satellite is  $\alpha = (1.6 \pm 0.3)$  [1]:

! gas in these filaments obeys a non isothermal equation of state !

! Better using polytropic cylinders:

- ★ gas pressure  $p$  parametrized by a polytropic equation of state
- ★  $\gamma_p$  polytropic exponent, related to its physical state
- ★  $K$  measure of the filament's entropy

$$p = K \rho^{\gamma_p}$$

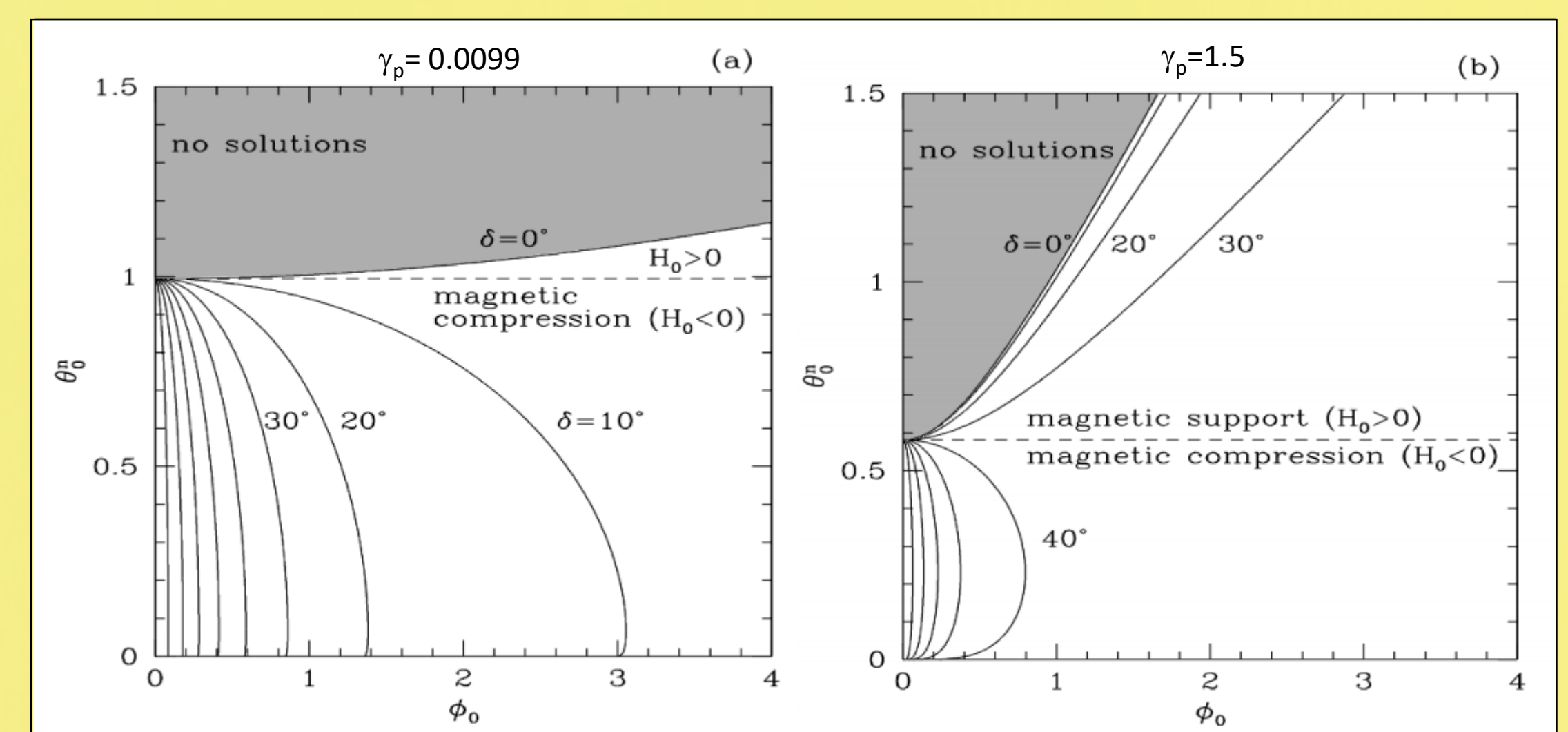
## ★ MAGNETOSTATIC FILAMENTS

The evolution of a real filament can be analysed as a series of polytropic magnetostatic solutions [6]:

- ★ Helical magnetic field with poloidal and toroidal components defined in terms of scalar functions  $\Phi(\varpi, z)$  and  $\Psi(\varpi, z)$  [4],  $\delta$  pitch angle :

$$\mathbf{B}_p = \nabla \times \left( \frac{\Phi}{2\pi\varpi} \hat{\mathbf{e}}_\varphi \right), \quad B_\varphi = \frac{\Psi}{2\pi\varpi}, \quad \tan \delta = \frac{|B_\varphi|}{|B_z|}$$

- ★ Solutions in the field-strength vs. density in adimensional units, different  $\delta$

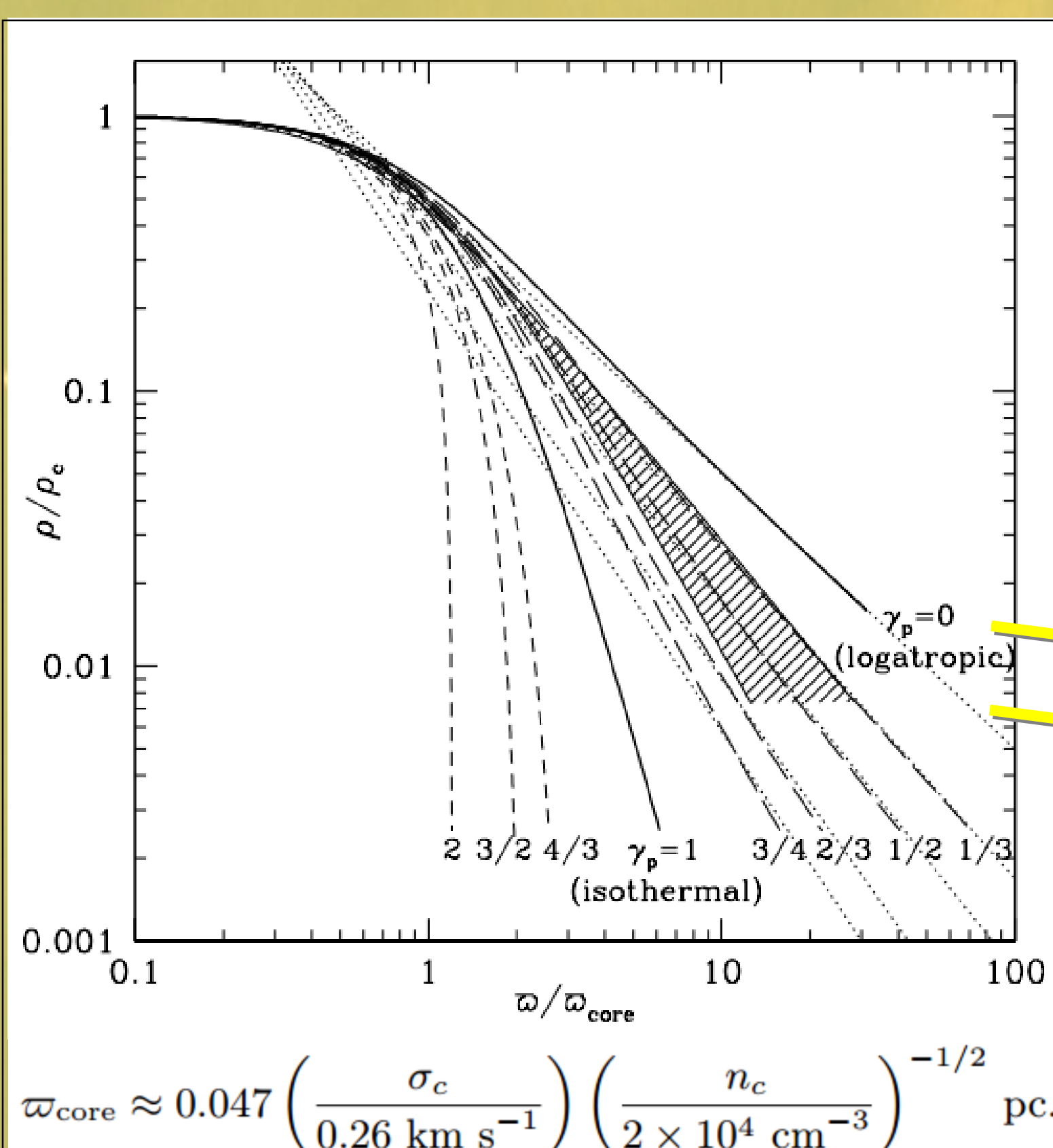


- ★  $H_0$  dimensionless constant; deviation of poloidal field from force-free
- ★  $\gamma_p = 0.0099$  quasi logatropic
- ★  $\gamma_p = 1.5$  best fit value for observed filaments

$H_0 > 0$  Lorentz force directed outward  $\rightarrow$  support to the cloud !  
!  $H_0 = 0$  Force free field,  $\delta$  and density fixed  
 $H_0 < 0$  Lorentz force directed inward  $\rightarrow$  compression !

## ★ STRUCTURE OF FILAMENTS

Normalised radial density profiles of polytropic cylinders T&G I [5].



- thick solid lines the are isothermal ( $\gamma_p = 1$ ) and logatropic ( $\gamma_p = 0$ )
- Dotted lines are the singular solutions (scale-free)
- Hatched area corresponds to the observed mean density profile with  $\alpha = (1.6 \pm 0.3)$ .

well reproduced by polytropes with  $1/3 \lesssim \gamma_p \lesssim 2/3$

! support against gravity needed !

Outward increasing temperature gradient

$T(\text{surface}) = 150\text{K}$  ! TOO HOT

Turbulence Stay tuned!

Toci et al. in prep

Magnetic field See next sections

## ★ STABILITY OF FILAMENTS

- ★ Unstable to longitudinal perturbations i.e. varicose instability [4]
- ★ Stability to radial perturbation determined by solving the equation for radial motion for small perturbation in cylindrical symmetry [3]

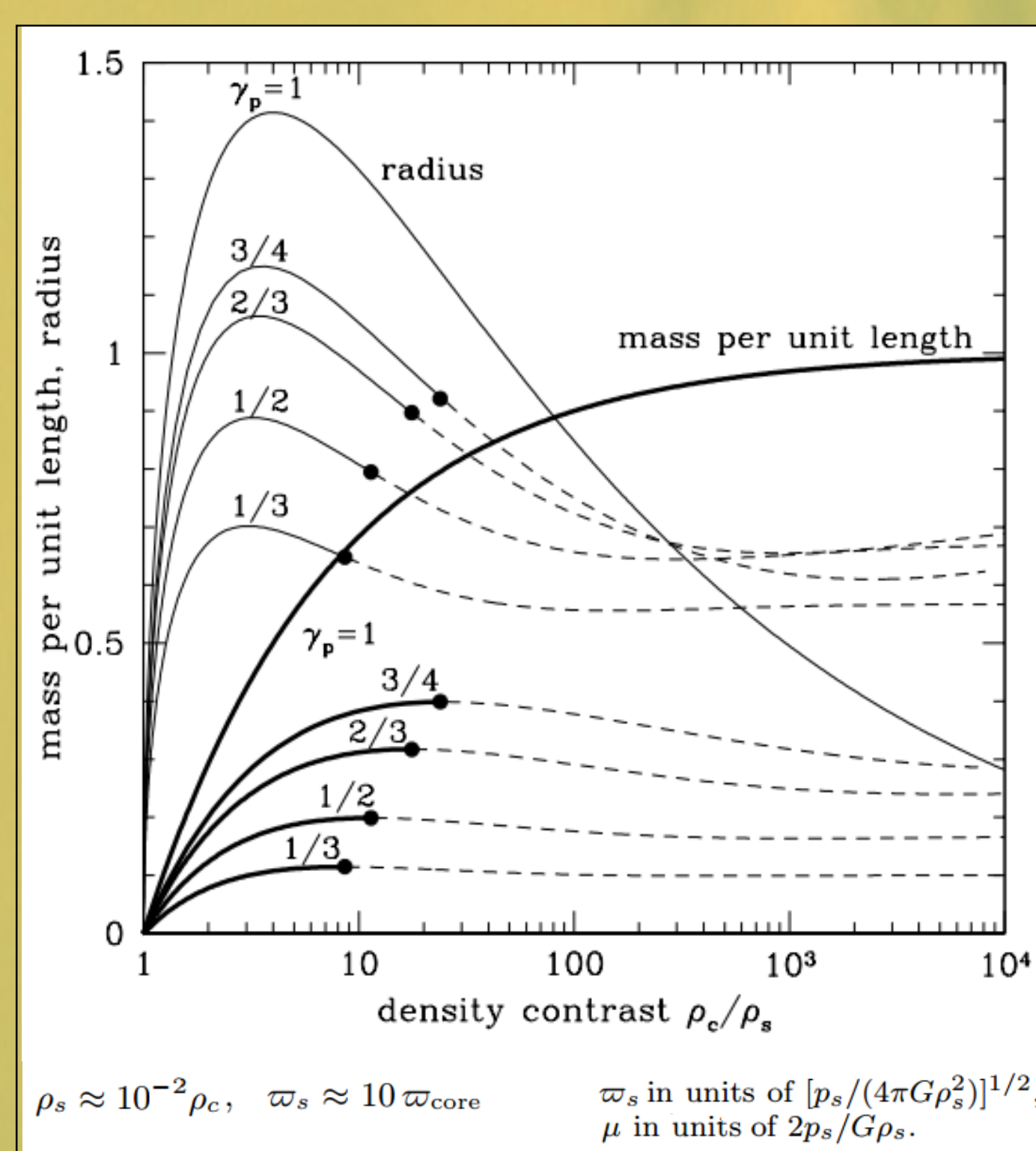
Thick curves mass per unit length  $\mu$   
Thin curves radius  $\varpi_s$   
as a function of the density contrast.

! Isothermal solution always stable !

- ★ Dots: critical points
- ★ Stable part: solid lines
- ★ Unstable part: dashed lines

$0 \lesssim \gamma_p < 1$   
increasing  $\rho/\rho_c$  first expansion then contraction until a critical value.

- ★ Equilibria exist above the critical value but are *unstable* !



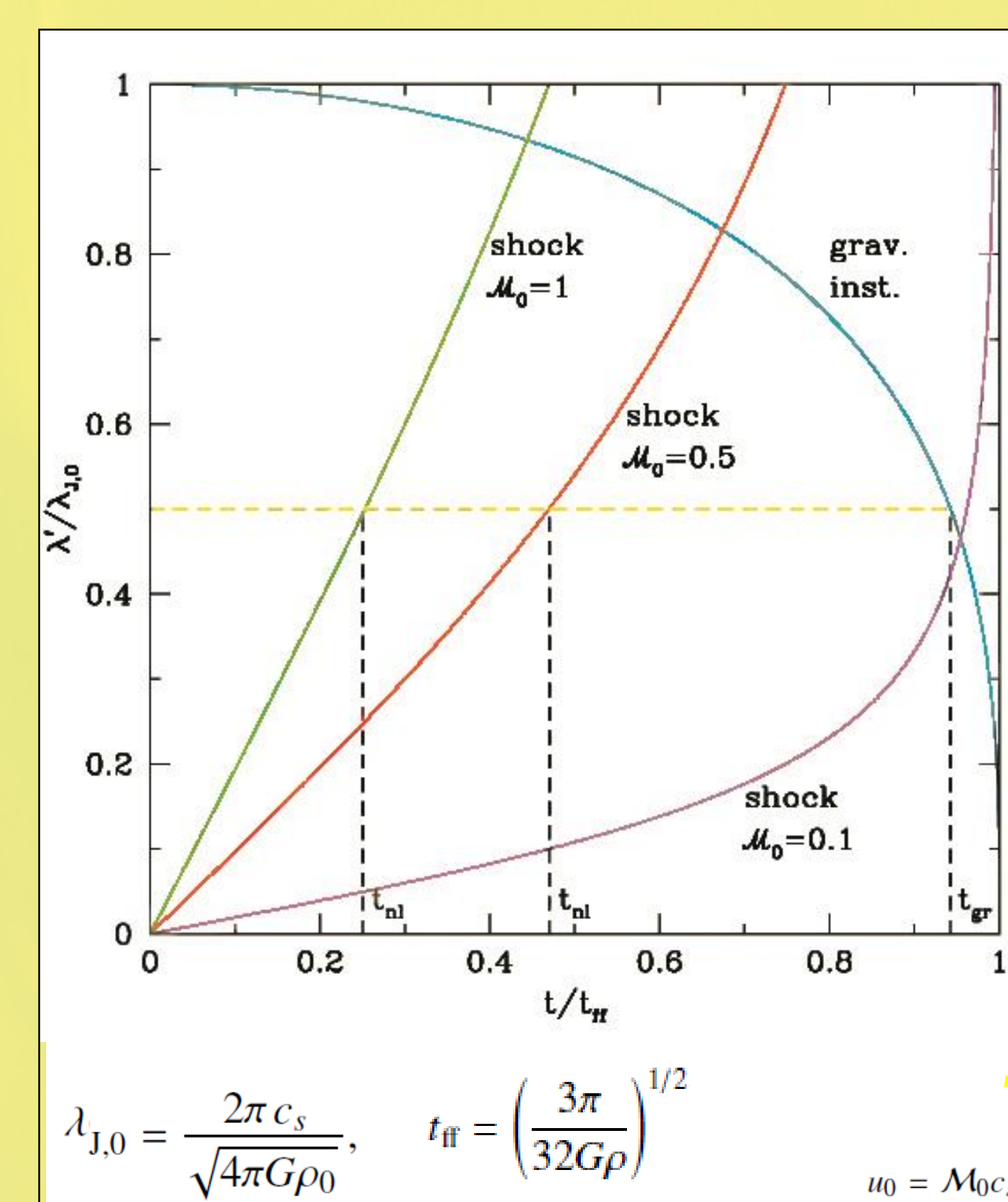
$\rho_s \approx 10^{-2} \rho_c$ ,  $\varpi_s \approx 10 \varpi_{\text{core}}$   $\mu$  in units of  $[p_s/(4\pi G \rho_s^2)]^{1/2}$ ,  $\varpi$  in units of  $2p_s/G\rho_s$ .

## ★ THE FATE OF OF PERTURBATIONS

Can the evolution of small-scale hydrodynamic perturbation in a contracting core lead to fragmentation? [7]

Competition between several time-scales & amplification of the initial amplitude:

- ★ The time to reach the non-linear stage  $t_{\text{nl}}$
- ★ The time to become gravitationally unstable  $t_{\text{gr}}$
- ★ The time-scale of the global collapse  $t_{\text{ff}}$
- ★ The initial wavelength of the perturbation  $\lambda'$



- ★  $t_{\text{nl}}(t)$  &  $t_{\text{gr}}(t)$  for different Mach numbers vs initially Jeans stable perturbation

With turbulence observed in the starless cores initially stable fluctuations do not become gravitationally unstable !

Growth of solenoidal perturbations vorticity increases !

Magnetic fluctuations ! Stay tuned! Toci et al. in prep & Magnetic instabilities !

## References

- [1] Arzoumanian et al., 2011, A&A, 529, L6
- [2] Chandrasekhar & Fermi, 1953, ApJ, 118, 116
- [3] Breyse, Kamionkowski & Benson, 2014, A., 437, 2675
- [4] Ostriker a & b, 1964, ApJ, 140

- [5] Toci & Galli, 2015a, MNRAS, 446, 2110
  - [6] Toci & Galli, 2015b, MNRAS, 446, 2118
  - [7] Toci et al, 2017, MNRAS
- Image credits: NASA, ESA, and The Hubble Heritage Team (STScI/AURA)