




Publication Year	2018
Acceptance in OA	2020-11-13T10:52:25Z
Title	Erratum: "GASP. I. Gas Stripping Phenomena in Galaxies with MUSE" (2017, ApJ, 844, 48)
Authors	POGGIANTI, Bianca Maria, MORETTI, ALESSIA, GULLIEUSZIK, MARCO, Fritz, Jacopo, Jaffé, Yara, BETTONI, Daniela, FASANO, Giovanni, BELLHOUSE, CALLUM, Hau, George, Vulcani, Benedetta, BIVIANO, ANDREA, Omizzolo, Alessandro, Paccagnella, Angela, D'ONOFRIO, MAURO, Cava, Antonio, Sheen, Y. -K., Couch, Warrick, Owers, Matt
Publisher's version (DOI)	10.3847/1538-4357/aaa96f
Handle	http://hdl.handle.net/20.500.12386/28306
Journal	THE ASTROPHYSICAL JOURNAL
Volume	853



Erratum: “GASP. I. Gas Stripping Phenomena in Galaxies with MUSE” (2017, ApJ, 844, 48)

Bianca M. Poggianti¹ , Alessia Moretti¹, Marco Gullieuszik¹, Jacopo Fritz², Yara Jaffé³, Daniela Bettoni¹, Giovanni Fasano¹, Callum Bellhouse^{3,4}, George Hau³, Benedetta Vulcani^{1,5}, Andrea Biviano⁶, Alessandro Omizzolo⁷, Angela Paccagnella^{1,8}, Mauro D’Onofrio⁸, Antonio Cava⁹, Y.-K. Sheen¹⁰, Warrick Couch¹¹, and Matt Owers^{11,12}

¹INAF-Astronomical Observatory of Padova vicolo dell’Osservatorio 5, I-35122 Padova, Italy

²Instituto de Radioastronomia y Astrofisica, UNAM, Campus Morelia, A.P. 3-72, C.P. 58089, Mexico

³European Southern Observatory, Alonso de Cordova 3107, Vitacura, Casilla 19001, Santiago de Chile, Chile

⁴University of Birmingham School of Physics and Astronomy, Edgbaston, Birmingham, UK

⁵School of Physics, The University of Melbourne, Swanston St & Tin Alley Parkville, VIC 3010, Australia

⁶INAF-Osservatorio Astronomico di Trieste, via G.B. Tiepolo 11, I-34131 Trieste, Italy

⁷Vatican Observatory, Vatican City State, Vatican City

⁸Department of Physics and Astronomy, University of Padova, vicolo dell’Osservatorio 5, I-35122 Padova, Italy

⁹Observatoire de Geneve, University of Geneve, 51 Ch. des Maillettes, 1290 Versoix, Switzerland

¹⁰Korea Astronomy and Space Science Institute, Daejeon, 305-348, Republic of Korea

¹¹Australian Astronomical Observatory, North Ryde, NSW 1670, Australia

¹²Department of Physics and Astronomy, Macquarie University, NSW 2109, Australia

Received 2018 January 18; published 2018 February 5

We found a bug in the procedure we used to calculate the metallicity and ionization parameter that led to an underestimation of these quantities.

While none of the conclusions and trends are affected, the absolute values in Figures 1 and 2 (Figures 11 and 14 in the original paper) change as illustrated in the figures below. Values in the text should be updated accordingly in a few sentences as follows:

In Section 7.3. The metallicity in the tentacles is high to intermediate, reaching lowest values of $\sim 12 + \log[\text{O}/\text{H}] = 8.5$ in the furthest regions of the west tail and throughout the southern tail.

Finally, the right panel of Figure 1 shows that the ionization parameter is overall rather low (typically between $\log q = 6.7$ and 7.5) compared to the distribution measured in SDSS emission-line galaxies of all masses (always >7 , typically $7.3; \dots$).

In Section 7.4. The knots south of the disk, on the southern side of the main tail, and those at the highest distances in the tail to the west are the most metal-poor ($12 + \log(\text{O}/\text{H}) = 8.5\text{--}8.7$). The majority of the rest of the knots have higher metallicities ($8.8\text{--}9.0$), while the most metal-rich significant knots are located along the disk northwest of the galaxy center.

In Section 8. The metallicity of the gas varies significantly from some very metal-rich regions in the disk to intermediate metallicities in some of the tails.

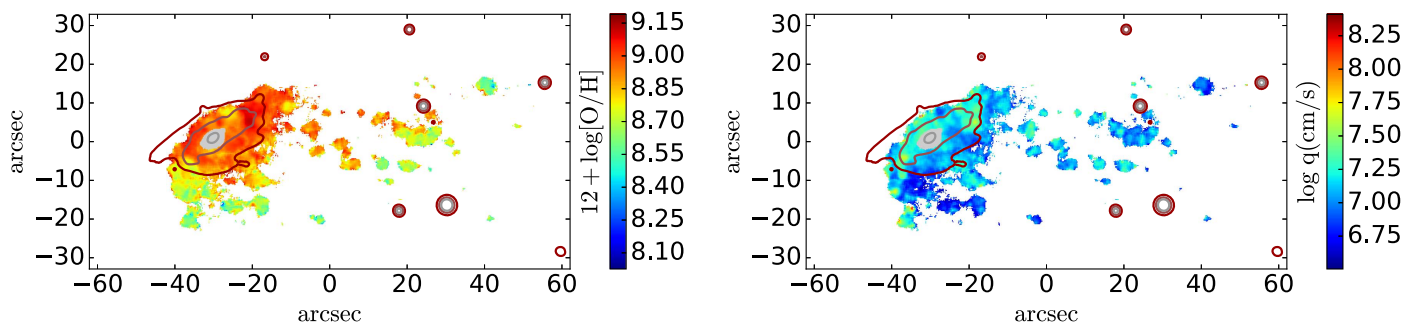


Figure 1. Figure 11 in the original paper. Metallicity (left) and ionization parameter (right) map. The central region powered by an AGN according to the Baldwin–Phillips–Terlevich $[\text{N II}]\lambda 6583/\text{H}\alpha$ diagnostic has been masked (gray area). Contours are stellar isophotes, the same as in Figure 4 in the paper.

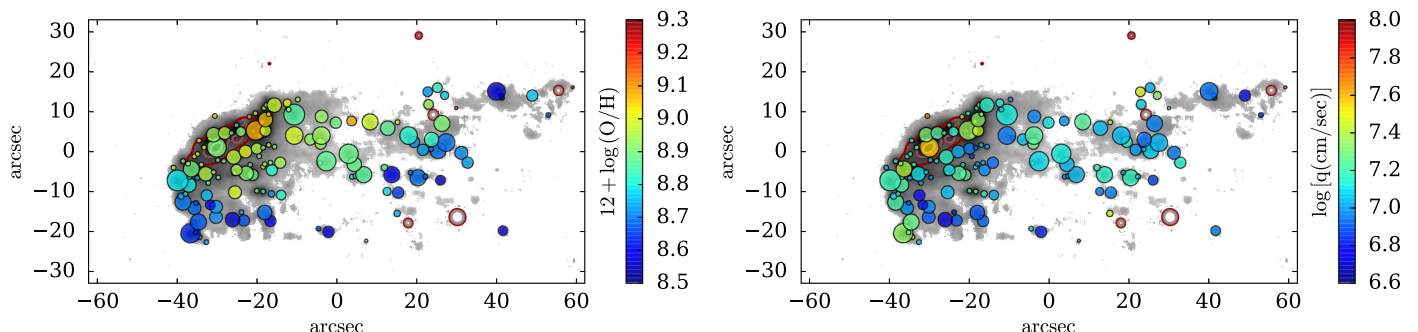


Figure 2. Figure 14 in the original paper. Metallicity (left) and q ionization parameter (right) of the knots. The gray shaded area represents the $\text{H}\alpha$ image.