





Publication Year	2020
Acceptance in OA	2025-02-14T10:57:16Z
Title	Contribution of starburst nuclei to the diffuse gamma-ray and neutrino flux
Authors	PERETTI, Enrico, Blasi, Pasquale, Aharonian, Felix, MORLINO, Giovanni, Cristofari, Pierre
Publisher's version (DOI)	10.1093/mnras/staa698
Handle	http://hdl.handle.net/20.500.12386/35958
Journal	MONTHLY NOTICES OF THE ROYAL ASTRONOMICAL SOCIETY
Volume	493

Contribution of starburst nuclei to the diffuse gamma-ray and neutrino flux

Enrico Peretti^{1,2} ,^{1,2}★ Pasquale Blasi^{1,2} ,^{1,2} Felix Aharonian,^{1,3,4} Giovanni Morlino⁵ and Pierre Cristofari^{1,2}

¹Gran Sasso Science Institute, Viale F. Crispi 7, 67100 L'Aquila, Italy

²INFN/Laboratori Nazionali del Gran Sasso, via G. Acitelli 22, 67100 Assergi (AQ), Italy

³Dublin Institute for Advanced Studies, 31 Fitzwilliam Place, D04 C932 Dublin 2, Ireland

⁴Max-Planck-Institute für Kernphysik, Saupfercheckweg 1, D-69117 Heidelberg, Germany

⁵INAF/Osservatorio Astrofisico di Arcetri, L.go E. Fermi 5, 50125 Firenze, Italy

Accepted 2020 February 28. Received 2020 February 20; in original form 2019 November 14

ABSTRACT

In nuclei of starburst galaxies (SBGs), the combination of an enhanced rate of supernova explosions and a high gas density suggests that cosmic rays (CRs) can be efficiently produced, and that most of them lose their energy before escaping these regions, resulting in a large flux of secondary products, including neutrinos. Although the flux inferred from an individual starburst region is expected to be well below the sensitivity of current neutrino telescopes, such sources may provide a substantial contribution to the diffuse neutrino flux measured by IceCube. Here, we compute the gamma-ray and neutrino flux due to SBGs based on a physical model of CR transport in a starburst nucleus, and accounting for the redshift evolution of the number density of starburst sources as inferred from recent measurements of the star formation rate. The model accounts for gamma-ray absorption both inside the sources and in the intergalactic medium. The latter process is responsible for electromagnetic cascades, which also contribute to the diffuse gamma-ray background at lower energies. The conditions for acceleration of CR protons up to energies exceeding ~ 10 PeV in starburst regions, necessary for the production of PeV neutrinos, are investigated in a critical way. We show that starburst nuclei can account for the diffuse neutrino flux above ~ 200 TeV, thereby producing $\lesssim 40$ per cent of the extragalactic diffuse gamma-ray background. Below ~ 200 TeV, the flux from starburst appears to be somewhat lower than the observed one, where both the Galactic contribution and the flux of atmospheric neutrinos may account for the difference.

Key words: neutrinos – cosmic rays – galaxies: starburst.

1 INTRODUCTION

Starburst galaxies (SBGs) are powerful cosmic ray (CR) factories characterized by intense star formation rate (SFR) and extreme properties of their interstellar medium (ISM; see e.g. Förster Schreiber et al. 2001; Mannucci et al. 2003; Gao & Solomon 2004; Thompson et al. 2006b). The enhanced star-forming activity leads to an increased rate of supernova (SN) explosions and most likely a high rate of CR production and highly turbulent medium, which in turn may effectively confine CRs for times exceeding the loss time.

Starburst episodes often occur in relatively small regions, called starburst nuclei (SBNi), located in the central galactic regions (see

also Loose, Kruegel & Tutukov 1982). Several observations suggest that these regions host a prominent population of non-thermal particles that emit radiation, both of leptonic origin, typically extending from radio to hard X-rays (for the case of NGC 253, see e.g. Carilli 1996; Williams & Bower 2010; Wik et al. 2014), and of hadronic origin, at high and very high energies (VHE) (see e.g. Ackermann et al. 2012; Peng et al. 2016; Abdalla et al. 2018). At VHE, $\gamma\gamma$ absorption due to the presence of an intense far-infrared to optical (FIR–OPT) thermal background radiation is expected to reduce the gamma radiation leaving the compact nuclei.

The recent discovery by the IceCube collaboration of a diffuse astrophysical neutrino flux (IceCube Collaboration 2013), of probable extragalactic origin, has renewed the interest in SBNi as CR and neutrino factories, one of the reasons being the possibility of producing relatively hard neutrino spectra: both in the case that CR transport in SBNi is dominated by energy losses and advection, the

* E-mail: enrico.peretti@gssi.it

equilibrium spectrum of CRs is expected to have a spectral shape similar to that injected at the sources.

Many authors have recently modelled the CR spectrum in SBGs on the basis of their associated multiwavelength spectra (Paglione et al. 1996; Torres 2004; Persic, Rephaeli & Arieli 2008; Rephaeli, Arieli & Persic 2010; Lacki & Thompson 2013; Yoast-Hull et al. 2013; Peretti et al. 2018; Wang & Fields 2018). From this bulk of work, consensus emerged on the fact that CR electrons typically lose their energy effectively inside the SBN, making the assumption of calorimetry well justified. Protons also behave approximately in a calorimetric way to an extent that depends on the diffusive properties of the ISM and on the speed of the winds that the SBN ejects.

In general, gamma-rays set an upper limit for the associated neutrino flux, but this condition can be partially relaxed if gamma-gamma absorption inside the source is efficient. The hard injection spectrum of protons and the high target density, together with the efficient absorption of VHE gamma-rays, make SBGs promising diffuse neutrino emitters (see, for related discussions, Romero & Torres 2003; de Cea del Pozo, Torres & Rodriguez Marrero 2009; Yoast-Hull 2015) with a possible major contribution from ultraluminous infrared galaxies (ULIRGs; He et al. 2013). On the other hand, in spite of their unique properties, their large distances (\gtrsim Mpc) make the detection by current instruments challenging. In fact, the number of SBGs detected in gamma-rays is less than a dozen (see Abdollahi et al. 2019), and with the exception of Arp220 (\sim 77 Mpc), they are observed only in the vicinity of our Galaxy ($<$ 20 Mpc). However, the larger starburst activity at high redshift (Madau & Dickinson 2014) makes SBNi potentially good candidate sources of the diffuse high energy (HE) neutrino background (Loeb & Waxman 2006; Thompson et al. 2006a; Stecker 2007).

The production of neutrinos in hadronic collisions is inevitably accompanied by the production of HE photons; hence, SBGs should also contribute to the extragalactic diffuse gamma-ray background (EGB) and one should, of course, check that the requirements necessary to fit the neutrino flux do not lead to overproduction of the observed EGB.

Even before the discovery of the astrophysical neutrino flux, it was pointed out by Lacki et al. (2011) that the diffuse gamma-ray background due to SBGs is comparable, within a factor of a few, to the EGB as measured by *Fermi*-LAT (Abdo et al. 2010). Following this line of thought, Murase, Ahlers & Lacki (2013) showed that neutrino spectrum from SBGs should be harder than 2.1–2.2 in order to not exceed the EGB. The constraint imposed by the measured EGB became more stringent after Ackermann et al. (2016) showed that a fraction (86 per cent $^{+16}_{-14}$ per cent) of the detected EGB should be due to unresolved blazars, leaving less room for the contribution of SBGs. A slightly smaller contribution from blazars, 68 per cent $^{+9}_{-8}$ per cent, was recently derived by Lisanti et al. (2016) using a similar analysis. This constraint led some authors (Bechtol et al. 2017; Sudoh, Totani & Kawanaka 2018) to claim that only part of the observed neutrino flux could be attributed to star-forming galaxies.

Other authors (Chang & Wang 2014; Liu et al. 2014; Tamborra, Ando & Murase 2014; Chang, Liu & Wang 2015) reached a different conclusion, reassessing that SBGs can be responsible for the whole IceCube neutrino flux. In particular, Palladino et al. (2018) showed that the flux of neutrinos from SBGs is compatible with the through-going muon neutrino flux (Haack & Wiebusch 2018), which might represent the cleanest neutrino sample of extragalactic origin accounting for their Northern hemisphere arrival direction (see Ahlers & Halzen 2018, for a detailed discussion). As we discuss below, this discrepancy may reflect the urge to explain the neutrino

flux below \sim 200 TeV, or rather allowing for other sources in such energy range.

The ambiguity of these statements is partly understandable since together with blazars, SBGs have long been considered as main contributors to the EGB (Soltan & Juchniewicz 1999). In fact, some active galactic nuclei (AGNs) show starburst features as well (Levenson, Weaver & Heckman 2001; Imanishi 2003; Yoast-Hull et al. 2014). Hence, depending on details of the calculations, the contribution of SBGs to the EGB can be saturated or close to be such, or leave enough room for the diffuse neutrino background to be explained.

An important step forward towards clarifying the situation is to have a physical understanding of the conditions for CR acceleration and transport in SBNi and propagation of gamma radiation inside the extreme environment typical of SBNi. Furthermore, the flux of neutrinos and the associated flux of cascade photons depend on the cosmological evolution of the starburst activity with redshift. The latter aspect is usually accounted for by linking the evolution of SBGs to the history of star formation of the Universe, using as a probe the infrared luminosity function measured at different redshifts (e.g. Hopkins & Beacom 2006; Yuksel et al. 2008; Gruppioni et al. 2013). In such an approach there is, however, the intrinsic uncertainty connected to the choice of the smallest value of IR luminosity at which an SBG can be still considered to be an efficient gamma-ray and neutrino factory.

Here, we apply our previous modelling of CR transport in SBNi (Peretti et al. 2018, hereafter P18) and propose an operative definition of starburst activity aimed at describing the gamma-ray production of these sources. We define the SBN as a region with intense star formation that is also able to confine CRs on time-scales exceeding the loss time of hadronic CRs inside the same region. We do so by finding a connection between this condition and the IR luminosity of the SBN, namely its SFR.

Such a definition allows us to put a physically motivated lower bound to the SBG population independent of their redshift and to correctly count the number of sources that contribute to the diffuse gamma-ray and neutrino flux using the star formation rate function (SFRF) approach. Such approach is helpful in disentangling the contamination due to AGNs (Gruppioni et al. 2015).

The production of neutrinos with energy \gtrsim PeV requires CR acceleration up to energy \gtrsim 100 PeV. While this assumption is typically adopted throughout the existing literature, we think it is of crucial importance to assess how credible it is that CR sources inside SBNi or around them can in fact energize CRs up to such HES. We discuss this point in the light of current knowledge of CR acceleration.

We find that SBNi can provide a good description of the neutrino flux observed by IceCube above \sim 200 TeV without exceeding the constraints coming from the EGB, while accounting for virtually all the diffuse gamma-ray background of non-blazar origin above 50 GeV. The first IceCube data points, below \sim 200 TeV, correspond to a flux that is about \sim 2 times larger than the flux predicted from SBNi therefore suggesting that at least 50 per cent may originate from sources other than SBNi, such as normal galaxies (Bechtol et al. 2017), our own Galaxy (Neronov & Semikoz 2016), a confinement region around our Galaxy (Ahlers & Murase 2014; Taylor, Gabici & Aharonian 2014; Blasi & Amato 2019), AGNs (Kimura, Murase & Toma 2015; Aartsen et al. 2018a,b), or possibly hypernovae and hidden CR accelerators (Murase, Guetta & Ahlers 2016; Xiao et al. 2016). In the energy region below 200 TeV, atmospheric neutrino contamination cannot yet be ruled out (Mascaretti, Blasi & Evoli 2019; Mascaretti & Vissani 2019).

The article is organized as follows: In Section 2, we briefly describe the model of particle acceleration in SBNi as detailed in P18 and the phenomena associated with the photon propagation; in Section 3, we describe our assumptions on the number count of sources and on the prototype-based approach; in Section 4, we report our results and discuss their physical implications in Section 5 with special attention to the maximum energy. Our conclusions are summarized in Section 6. In our calculations, we assume a standard Λ CDM cosmology with $\Omega_M = 0.31$, $\Omega_\Lambda = 0.69$, and $H_0 = 67.74 \text{ km s}^{-1} \text{ Mpc}^{-1}$.

2 COSMIC RAYS IN SBNi AND ASSOCIATED EMISSION

Following P18, we describe the transport of CRs in an SBN using a simple model in which diffusion and losses occur at the same rate at any location in the nucleus and advection is treated as a process that takes particles away from the production region. These assumptions unavoidably lead to a leaky-box treatment of transport where the CR distribution function, f , is given by the following equation:

$$Q(p) = \frac{f(p)}{\tau_{\text{loss}}(p)} + \frac{f(p)}{\tau_{\text{adv}}(p)} + \frac{f(p)}{\tau_{\text{diff}}(p)}. \quad (1)$$

Q is the injection rate per unit volume, assumed to be a power law in momentum, with index α , times an exponential cut-off $\exp(-p/p_{p,\text{max}})$ and $\exp(-p^2/p_{e,\text{max}}^2)$, respectively, for protons and electrons. In this section, as in P18, we assume $p_{e,\text{max}} = 10 \text{ TeV c}^{-1}$, whereas we consider a range of possible values for $p_{p,\text{max}}$ from 1 PeV c^{-1} to a few 10^2 PeV c^{-1} , and we discuss implications below.

The injection due to SNe reads:

$$Q(p) = \mathcal{R}_{\text{SN}} \mathcal{N}(p) / V_{\text{SBN}} \quad (2)$$

and is normalized by imposing:

$$\int_0^\infty 4\pi p^2 T(p) \mathcal{N}(p) dp = \xi_{\text{CR}} E_{\text{SN}}. \quad (3)$$

Here, $T(p)$ is the particle kinetic energy, ξ_{CR} is the acceleration efficiency, E_{SN} is the kinetic energy of the SN ejecta. In the following, we adopt $\xi_{\text{CR}} = 10$ per cent and $E_{\text{SN}} = 10^{51} \text{ erg}$ as reference values. Primary electrons are injected assuming an electron-to-proton ratio $K_{\text{ep}} = 1/50$, following what is inferred for our Galaxy. The solution of equation (1) can be written as

$$f(p) = Q(p) \tau(p) = \frac{Q(p)}{\tau_{\text{loss}}^{-1}(p) + \tau_{\text{adv}}^{-1}(p) + \tau_{\text{diff}}^{-1}(p)}, \quad (4)$$

where $\tau(p) = [\tau_{\text{loss}}^{-1}(p) + \tau_{\text{adv}}^{-1}(p) + \tau_{\text{diff}}^{-1}(p)]^{-1}$ is the typical lifetime of a particle of momentum p inside the source.

The quantities τ_{loss} , τ_{adv} , and τ_{diff} are the typical time-scales for energy losses, advection, and diffusion, respectively. In the case of protons, the mechanisms responsible for energy losses are pp collisions, Coulomb interactions, and ionization. Electrons lose energy through ionization, bremsstrahlung (BREM), synchrotron (SYN), and inverse Compton (IC) scattering. The escape of particles from the SBN is regulated by the advection due to the starburst wind ($\tau_{\text{adv}} = R/v_{\text{wind}}$) and by diffusion [$\tau_{\text{diff}}(p) = R^2/D(p)$], described by the diffusion coefficient $D(p)$.

As discussed in P18, the high rate of SN explosions in the SBN is likely to produce a high level of turbulence, which is expected to reflect in a small diffusion coefficient. A theory of diffusion in strong turbulence was developed by Subedi et al. (2017): the transport in these conditions can be approximated with a diffusion coefficient

that has a functional shape

$$D(p) = \frac{r_L(p)v(p)}{3\mathcal{F}(k)}, \quad (5)$$

where r_L is the Larmor radius, v the particle velocity, and $\mathcal{F}(k)$ is the energy density of the turbulent magnetic field per unit of logarithmic wavenumber k , normalized to unity at the wavenumber k_0 corresponding to the turbulence injection scale. We assume a Kolmogorov-like spectrum, hence $\mathcal{F}(k) \propto k^{-d+1}$ with $d = 5/3$. Moreover, the typical injection length for turbulence $k_0^{-1} = L_0 = 1 \text{ pc}$. Different assumptions on the diffusion coefficient have been already explored in P18 where we found that a wide range of diffusion coefficients leads to equally good CR confinement.

Although similar to the expression derived in quasi-linear theory, the physical justification for equation (5) is that at low energies particles move locally under the action of a magnetic field dominated by the largest spatial scales, provided the power spectrum is steep enough.

The flux of neutrinos and gamma-rays produced by CR protons through inelastic collisions is computed following the approach of Kelner, Aharonian & Bugayov (2006), as summarized in P18.

An essential ingredient for our calculation of the gamma-ray emission from SBNi is the absorption of photons due to pair production on intense FIR–OPT thermal background of the SB environment. This effect is described in terms of an absorption coefficient $\eta_{\gamma\gamma}(E) = \int \sigma_{\gamma\gamma}(E, E') n_{\text{bkg}}(E') dE'$, as used in the integration of the radiative transfer equation (Rybicki & Lightman 1986) (see P18 for additional details). It is important to stress that inside the SBN pair production leads to effective suppression of the gamma-ray flux rather than an electromagnetic cascade. This is due to the fact that electron–positron pairs produced in the scattering lose energy rapidly through SYN emission in the intense magnetic field. This effect reduces considerably the gamma-ray flux at energies high enough to start an electromagnetic cascade during propagation on cosmological distances.

The flux of gamma-rays and neutrinos at the Earth can be easily calculated from the fluxes produced at the sources. This calculation is detailed in Appendix A. While traversing the IGM, HE gamma-rays interact with low-energy photons of the cosmic microwave background (CMB) and (direct or reprocessed) starlight, known as extragalactic background light (EBL), leading to an electromagnetic cascade (Berezinskii & Smirnov 1975). A simple derivation of the spectrum of the cascade, which is, in good approximation, universal, is provided in Appendix B. This analytical description of the cascade (Berezinsky & Kalashev 2016) can be applied to cases in which the cascade is fully developed and the spectrum of the background photons can be approximated as a δ -function in energy. In our case, we model the background photon field with two δ -functions, one for the CMB, at typical energy ϵ_{CMB} , and one for the EBL, at typical energy ϵ_{EBL} . In general, both contributions depend on redshift but, while the CMB dependence is well known, for the EBL the situation is somewhat more model dependent, even if a mild dependence is expected. In this work, we assume a conservative $\epsilon_{\text{EBL},1}(z) = 1 \text{ eV}$, where the peak of the stellar contribution is expected. We checked that different values for the position of the EBL peak (in the energy range 0.5 – 2 eV) affect the cascade normalization by less than $\lesssim 15$ per cent, while leaving the spectral shape almost unaffected.

In this approach, the electromagnetic cascade is assumed to develop instantaneously at the same redshift where the gamma-rays are produced and subsequently absorbed by the EBL (Franceschini & Rodighiero 2018). Such assumption is fully justified for the

Table 1. Fit parameters of the SFRF for each considered redshift interval.

z	$\tilde{\Phi}$ ($10^{-3} M_{\odot}^{-1} \text{dex}^{-1}$)	$\tilde{\psi}$	$\tilde{\alpha}$	$\tilde{\sigma}^2$ (10^{-1})
0.0–0.3	2.8	7	1.6	1.32
0.3–0.45	1.5	18	1.6	1.2
0.45–0.6	1.2	27	1.6	0.85
0.6–0.8	1.5	34	1.6	0.8
0.8–1.0	1.2	32	1.6	1.5
1.0–1.2	1.05	36	1.6	1.8
1.2–1.7	1.7	37	1.6	1.7
1.7–2.0	0.9	65	1.6	1.8
2.0–2.5	0.35	170	1.6	1.2
2.5–3.0	0.15	240	1.6	1.8
3.0–4.2	0.0145	550	1.6	3.5

VHE photons that generate the cascade. At a given redshift, the normalization of the cascade is computed assuming energy conservation, i.e. assuming that the total energy of gamma-rays absorbed by the EBL is reprocessed in the electromagnetic cascade.

3 COUNTING STARBURST SOURCES

The standard definition of SBGs is based on properties of the IR–OPT spectral energy distribution or on the amount of IR emission above some threshold. This definition is important from the observational point of view but it does not catch a crucial aspect of SBGs as sources of non-thermal radiation, namely their ability to effectively confine CRs. Below we describe an attempt to retain this physical information by using the SFR while being clearly related to the infrared emission of the SBG.

3.1 Distribution of SBNi

We adopt the SFRF approach described by Gruppioni et al. (2015) in the context of a study of the SFR using IR+UV data for a sample of Herschel sources (see Gruppioni et al. 2013) and subtracting the contamination of AGNs as estimated by Delvecchio et al. (2014).

For each redshift interval provided by Gruppioni et al. (2015) we have derived our best fit, assuming the following modified Schechter function:

$$\Phi(\psi) d \log \psi = \tilde{\Phi} \left(\frac{\psi}{\tilde{\psi}} \right)^{1-\tilde{\alpha}} \exp \left[-\frac{1}{2\tilde{\sigma}^2} \log^2 \left(1 + \frac{\psi}{\tilde{\psi}} \right) \right] d \log \psi, \quad (6)$$

where ψ is the SFR expressed in $M_{\odot} \text{yr}^{-1}$ and where $\tilde{\Phi}$, $\tilde{\psi}$, $\tilde{\alpha}$, and $\tilde{\sigma}$ are redshift-dependent best-fitting parameters reported in Table 1. In Fig. 1, we show, for each redshift interval, the best-fitting SFRF corresponding to the list of values reported in Table 1 compared with data of Gruppioni et al. (2015). Moreover, in the bottom right panel we compare the redshift behaviour of the inferred star formation rate density (SFRD), namely the integral of the SFRF weighted by ψ , with what was obtained by Gruppioni et al. (2015) and Madau & Dickinson (2014), showing that our result are compatible with the latter ones. In Table 2, we provide for each redshift interval the value of the SFRD computed assuming $\log \psi_{\min} = -1.5$ as minimum SFR, as in Gruppioni et al. (2015). We also verified a posteriori that our obtained SFRD is compatible within 1σ uncertainty with the results obtained by Gruppioni et al. (2015) (shown for comparison in the same table).

For our calculations, it is important to clearly define the properties that a galaxy should possess to be considered as an SBN. Many

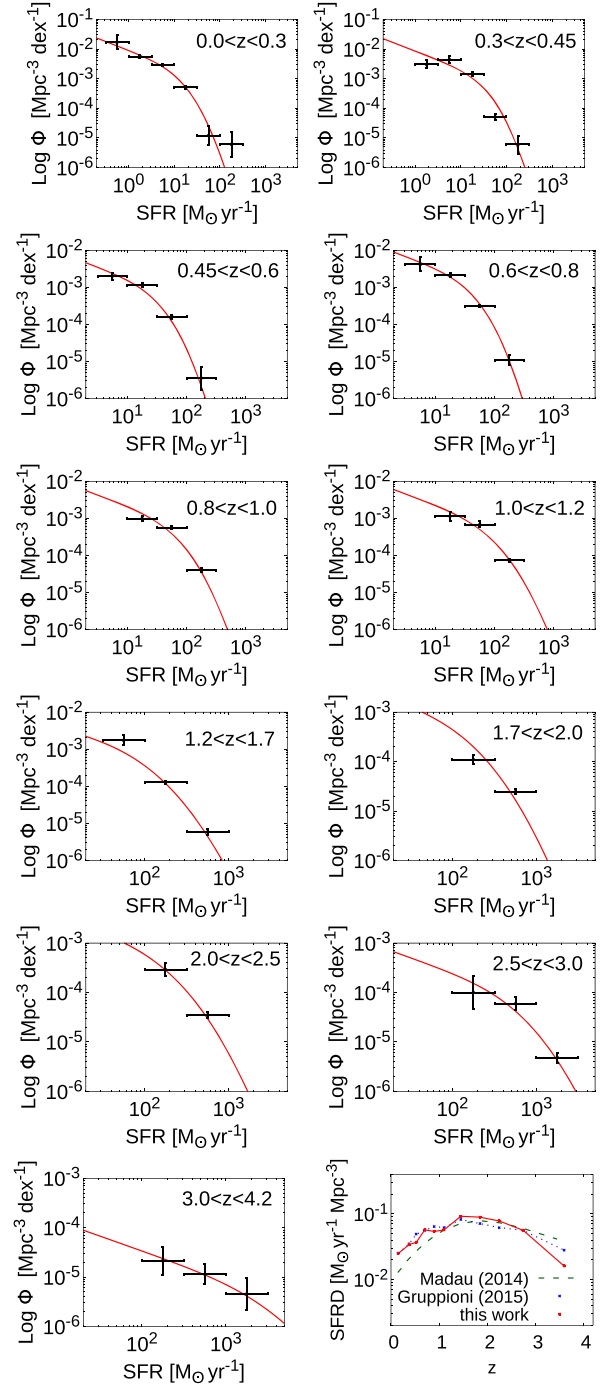


Figure 1. Best-fitting SFRF at each redshift (red curve) compared with data of Gruppioni et al. (2015) (black points). First row from left: $z = 0.0-0.3$, $z = 0.3-0.45$. Second row: $z = 0.45-0.6$, $z = 0.6-0.8$. Third row: $z = 0.8-1.0$, $z = 1.0-1.2$. Fourth row: $z = 1.2-1.7$, $z = 1.7-2.0$. Fifth row: $z = 2.0-2.5$, $z = 2.5-3.0$. Sixth row on the left $z = 3.0-4.2$. The last plot in the bottom right corner shows our computed SFRD (thick red line) compared with the best-fitting values of Gruppioni et al. (2015) (dotted blue line) and the best-fitting function of Madau & Dickinson (2014) (dashed green line).

definitions of SBNi are present in the literature, based e.g. on gas consumption, star formation rate, gas surface density, or star formation rate density (see e.g. Kennicutt & Evans 2012, for a detailed review). Here, we adopt a somewhat different definition, more closely connected with the non-thermal activity of the SB

Table 2. SFRD in units of ($M_{\odot} \text{ yr}^{-1} \text{ Mpc}^{-3}$) for each considered redshift interval. The SFRD is obtained integrating $\Phi(\psi)$ for $\log_{10}(\psi) \geq -1.5$.

z	SFRD (this work)	SFRD (see Gruppioni et al. 2015)
0.0–0.3	0.025	0.025 ± 0.005
0.3–0.45	0.034	0.035 ± 0.010
0.45–0.6	0.037	0.049 ± 0.014
0.6–0.8	0.057	0.056 ± 0.013
0.8–1.0	0.054	0.064 ± 0.016
1.0–1.2	0.057	0.062 ± 0.014
1.2–1.7	0.092	0.082 ± 0.021
1.7–2.0	0.089	0.071 ± 0.019
2.0–2.5	0.078	0.062 ± 0.021
2.5–3.0	0.056	0.056 ± 0.020
3.0–4.2	0.016	0.028 ± 0.012

region and based on its ability to effectively confine CRs inside the nuclear region.

Focusing on the requirement of CR confinement, we define an SBN as a source where the time-scale for losses is shorter than the dominant escape time. As discussed in P18, for typical conditions, the escape time is dominated by advection, hence the condition is simply

$$\tau_{\text{loss}} \leq \tau_{\text{adv}}. \quad (7)$$

Here, $\tau_{\text{loss}} \approx 1/n_{\text{ISM}}\sigma_{\text{pp}}c\eta$, where $\eta \approx 0.5$ is the inelasticity for pp collisions, and $\tau_{\text{adv}} \approx R/v_{\text{wind}}$ is the advection time. We introduce the gas surface density as $\Sigma_{\text{gas}} = n_{\text{ISM}}m_{\text{p}}R$, so that equation (7) leads to the following condition:

$$\Sigma_{\text{gas}} \geq \Sigma_{\text{gas}}^* \approx 1068 \left[\frac{v_{\text{wind}}}{10^3 \text{ km s}^{-1}} \right] \frac{M_{\odot}}{\text{pc}^2}, \quad (8)$$

where we have assumed $\sigma_{\text{pp}} \approx 50$ mb. The obtained critical gas surface density Σ_{gas}^* is compatible with $\Sigma_{\text{SB}} \gtrsim [1 \div 3] \times 10^2 M_{\odot} \text{ pc}^{-2}$ expected for high star-forming regions and a factor ~ 4 larger than what is inferred for the CMZ of the Milky Way (Kennicutt & Evans 2012).

Our *confinement requirement* expressed by equation (7) shows its most natural implication in terms of the injection spectra of hadronic byproducts like gamma-rays and neutrinos which become only a function of the injection spectrum of their parent protons. Such injection spectrum can be well approximated by

$$q_{\gamma,v}(E) = [n_{\text{ISM}}\sigma_{\text{pp}}c]f_{\text{p}}(E/\kappa_{\gamma,v})/\kappa_{\gamma,v}, \quad (9)$$

where $\kappa_{\gamma,v}$ is the energy transferred from a parent proton to a secondary gamma-ray or neutrino. The proton distribution function f_{p} is the solution of the transport equation (see equation 4) where τ_{diff} can be neglected. The asymptotic expression of f_{p} is governed by the minimum time-scale:

$$f_{\text{p}}(p) \propto \begin{cases} q_{\text{p}}(p) \tau_{\text{loss}} & \tau_{\text{loss}} \ll \tau_{\text{adv}} \\ q_{\text{p}}(p) \tau_{\text{adv}} & \tau_{\text{loss}} \gg \tau_{\text{adv}} \end{cases} \quad (10)$$

Substituting the asymptotic expressions of equation (10) in equation (9), one obtains

$$q_{\gamma,v}(E) \propto \begin{cases} q(p) & \tau_{\text{loss}} \ll \tau_{\text{adv}} \\ [n_{\text{ISM}}\sigma_{\text{pp}}]cq_{\text{p}}(p)R/v_{\text{wind}} & \tau_{\text{loss}} \gg \tau_{\text{adv}} \end{cases} \quad (11)$$

In the calorimetric scenario, i.e. when $\tau_{\text{loss}} \ll \tau_{\text{adv}}$, the production of gamma-rays and neutrinos is proportional to the injection of primary protons: it therefore depends on the rate of SNe (see equation 2). On the other hand, in the advection-dominated scenario,

Table 3. Parameters for the starburst M82-like prototype. The first five parameters are fixed: maximum momentum, injection slope, SBN radius, luminosity distance, and CR acceleration efficiency. The last five parameters are kept free in the fitting procedure: SN rate, magnetic field, ISM density, wind speed, and radiation energy density.

Parameter	Value
$p_{\text{p,max}}$	10^2 PeV
α	4.2
R	0.25 kpc
D_{L}	3.9 Mpc
ξ_{CR}	0.1
\mathcal{R}_{SN}	0.06 yr^{-1}
B	200 μG
n_{ISM}	100 cm^{-3}
v_{wind}	700 km s^{-1}
U_{rad}	2500 eV cm^{-3}

i.e. when $\tau_{\text{adv}} \ll \tau_{\text{loss}}$, the production of gamma-rays and neutrinos is also proportional to the gas surface density $\Sigma_{\text{gas}} \propto n_{\text{ISM}}R$ and inversely proportional to the wind speed v_{wind} , typically inferred from observations in the range $\sim 10^2 \div 10^3 \text{ km s}^{-1}$.

From the minimum value of the surface density of gas Σ_{gas}^* expressed in equation (8) it is possible to infer the associated surface density of SFR adopting the Kennicutt relation (Kennicutt 1998b):

$$\begin{aligned} \frac{\Sigma_{\text{SFR}}^*}{M_{\odot} \text{ yr}^{-1} \text{ kpc}^{-2}} &= (2.5 \pm 0.7) \times 10^{-4} \left[\frac{\Sigma_{\text{gas}}^*}{1 M_{\odot} \text{ pc}^{-2}} \right]^{1.4 \pm 0.15} \\ &= 4.35_{-3.25}^{+11.49}. \end{aligned} \quad (12)$$

The obtained value is fully compatible with what is expected for circumnuclear regions in star-forming galaxies (see e.g. Kennicutt 1998a) and allows to compute the associated value of SFR as

$$\psi^* = \Sigma_{\text{SFR}}^* \pi R^2 \approx 0.9_{-0.7}^{+2.2} \left[\frac{R}{0.25 \text{ kpc}} \right]^2 M_{\odot} \text{ yr}^{-1}. \quad (13)$$

Such a definition of a minimum value of the SFR required for an SBN to be an efficient calorimeter, allows to perform the number counting of galaxies at every redshift by integrating the SFRF $\Phi(\psi)$ for $\psi \geq \psi^*$. Hereafter, we assume that the star-forming activity of all galaxies with $\psi \geq \psi^*$ is localized in the SBN.

3.2 SBN prototype

In order to compute the diffuse flux, we rely on the SFRF approach and we adopt a prototype SBG following the model described in Section 2. In the following, we will adopt M82 as a prototype, being one of the best studied nearby galaxies possessing a nuclear region in a starburst phase.

The size (radius) of the prototypical SBN is set to 250 pc, an average value for these circumnuclear regions. The spectrum of CRs at injection is chosen to be $\propto p^{-4.2}$, consistent with what is inferred for observed starbursts (see also dedicated calculations in P18). The other parameters, listed in Table 3, have been obtained looking for the best fit to M82 data. We found a good agreement between our results and the values quoted in the literature (Fenech et al. 2010; Yoast-Hull et al. 2013). In Fig. 2, we show the multiwavelength electromagnetic and neutrino spectra of our M82-like prototype.

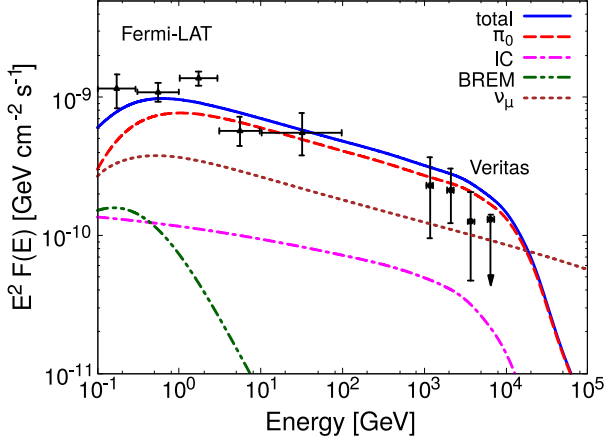


Figure 2. High-energy gamma-rays (blue thick line) and neutrino (brown dotted line) spectra of our prototype SBN compared with M82 data from *Fermi*-LAT and Veritas (Acciari et al. 2009; Acero et al. 2015). Inverse Compton (magenta dot–dashed), bremsstrahlung (green dot–dot–dashed), and π_0 decay (red dashed) components are shown.

The SN rate is first obtained by fitting the multiwavelength emission of M82. Secondly, the SFR is obtained assuming that one SN is exploding every $100 M_\odot$ converted in new stars. Our fit is compatible with an SN rate in the range $[0.04 - 0.08] \text{ yr}^{-1}$, therefore we adopt as reference value $\mathcal{R}_{\text{SN}}^{\text{M82}} = 0.06 \text{ yr}^{-1}$ and consequently $\psi_{\text{M82}} = 6 M_\odot \text{ yr}^{-1}$.

If the *confinement requirement* is satisfied, equation (11) shows that the gamma-ray and neutrino luminosities scale linearly with the primary proton injection rate, which in turn is proportional to the rate of SNe \mathcal{R}_{SN} . We therefore can write the luminosity for a general SBN as linear function of the SFR:

$$f_{\gamma,\nu}^{\text{SBN}}(E, \psi) = \left(\frac{\psi}{\psi_{\text{M82}}} \right) f_{\gamma,\nu}^{\text{M82}}(E), \quad (14)$$

where $f_{\gamma,\nu}^{\text{SBN}}$ and $f_{\gamma,\nu}^{\text{M82}}$ are, respectively, the flux densities of gamma-rays and neutrinos for a generic SBN and for our prototype. Equation (14), though well motivated (see also IR- γ scaling Ackermann et al. 2012, where the IR luminosity is also an SFR tracer), might overestimate the gamma-ray flux at $E \gtrsim \text{TeV}$. This is due to the fact that for SBNi with a higher SFR a stronger gamma-gamma absorption is expected to occur inside the source due to the intense low-energy photon fields produced by stars and dust. Such unabsorbed radiation then leads to a larger energy budget for the electromagnetic cascade. By assuming the FIR–OPT background of M82 for each SBN, we do not take into account this effect.

The validity of the linear dependence expressed by equation (14) can be tested by comparing the cases of M82 and Arp220. The gamma-ray flux of the prototypical M82 as due to π_0 decays is $L_{\pi_0} \approx 1.82 \times 10^{40} \text{ erg s}^{-1}$ to be compared with $L_{\pi_0} \approx 1.29 \times 10^{42} \text{ erg s}^{-1}$ for Arp220. The corresponding SFR for Arp220 is of the order of $400 M_\odot \text{ yr}^{-1}$, which is compatible with results in the literature which range between 260 and $\sim 580 M_\odot \text{ yr}^{-1}$ (see e.g. Groves et al. 2008).

4 RESULTS

Relying on the approach described in Sections 2 and 3, we compute the diffuse gamma-ray and neutrino spectra integrating the emitted

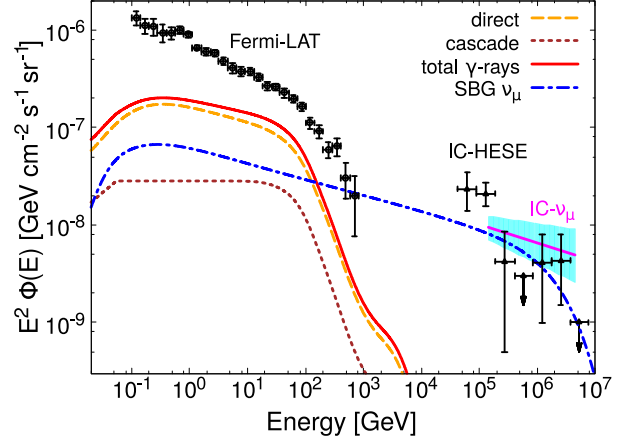


Figure 3. Diffuse gamma-ray (thick red) and single-flavour neutrino (dot–dashed blue) fluxes of starburst origin computed with our benchmark case and compared with *Fermi*-LAT EGB (see Ackermann et al. 2015), and neutrino HESE and through-going muon samples (see Haack & Wiebusch 2018; Taboada 2018) (shaded band). We also show the individual contribution due to direct gamma-rays (orange dashed) and the electromagnetic cascade (brown dotted).

flux over the cosmological history:

$$\begin{aligned} \Phi_{\gamma,\nu}(E) &= \frac{1}{4\pi} \int d\Omega \int_0^{4.2} dz \frac{dV_C(z)}{dz d\Omega} \\ &\times \int_{\psi^*} d \log \psi \Phi_{\text{SFR}}(\psi, z) [1+z]^2 f_{\gamma,\nu}(E[1+z], \psi). \end{aligned} \quad (15)$$

Here, $dV_C = cD_C^2(z)/[E(z)H_0] dz d\Omega$ is the comoving volume element per redshift interval dz and solid angle $d\Omega$, where in a flat space $D_C(z) = D_L(z)/(1+z)$ and $E(z) = \sqrt{\Omega_M(1+z)^3 + \Omega_\Lambda}$, and the $f_{\gamma,\nu}(E, \psi)$ is the flux density and accounts for the dependence on the SFR given by equation (14).

We define as *benchmark case* the diffuse gamma-ray and neutrino flux computed adopting the prototypical SBN described in Section 3.2, where we have assumed injection slope $\alpha = 4.2$, maximum momentum $p_{p,\text{max}} = 100 \text{ PeV}$ and SFR $\psi_{\text{M82}} = 6.0 M_\odot \text{ yr}^{-1}$. In the following, we discuss this benchmark case and the impact of changing the value of these three parameters.

As discussed in the introduction, the main constraint in this analysis comes from the blazar contamination of the gamma-ray flux observed by *Fermi*-LAT in the energy band 50 GeV–2 TeV (Ackermann et al. 2016; Lisanti et al. 2016). We consider, as firm upper limit for such flux, ~ 40 per cent of the total EGB observed in that energy band obtained requiring 1σ compatibility with Lisanti et al. (2016) (this corresponds to $\approx 9.6 \times 10^{-10} \text{ ph cm}^{-2} \text{ s}^{-1} \text{ sr}^{-1}$).

In Fig. 3, the results for our benchmark case are shown, for both gamma-rays and neutrinos. For the gamma-ray flux we specify the direct and cascade contribution. The neutrino flux refers to a single flavour. The total gamma-ray flux is found to be well below the total EGB in agreement with Ackermann et al. (2015). The gamma-ray flux at energies $> 50 \text{ GeV}$ is close to saturating the diffuse background but still compatible with the upper limit (more specifically we obtain $\approx 9.2 \times 10^{-10} \text{ ph cm}^{-2} \text{ s}^{-1} \text{ sr}^{-1}$). This case clearly illustrates the fact that both SBNi and blazars may both be significant contributors to the gamma-ray flux above 50 GeV.

Our computed single flavour neutrino flux is about a factor ~ 2 below the measured HESE for energy below $\sim 200 \text{ TeV}$, whereas it is compatible with neutrino data at higher energies. The discrepancy

Table 4. Impact on the diffuse gamma-ray flux produced by all SBNi in the energy band 50 GeV–2 TeV changing the parameters’ values with respect to the benchmark case. The benchmark case has $p_{p,\max} = 100 \text{ PeV c}^{-1}$, $\alpha = 4.2$ and, $\psi_{M82} = 6 M_{\odot} \text{ yr}^{-1}$. We use as upper limit for the EGB flux $9.6 \times 10^{-10} \text{ ph cm}^{-2} \text{ s}^{-1} \text{ sr}^{-1}$.

Parameter set	$\Phi_{\gamma}(E > 50 \text{ GeV})$ $10^{-10} \text{ ph cm}^{-2} \text{ s}^{-1} \text{ sr}^{-1}$
Benchmark case	9.2
$p_{p,\max} = 1 \text{ PeV c}^{-1}$	9.3
$p_{p,\max} = 10 \text{ PeV c}^{-1}$	9.2
$p_{p,\max} = 5 \times 10^2 \text{ PeV c}^{-1}$	9.2
$\alpha = 4.3$	6.0
$\alpha = 4.4$	3.5
$\psi_{M82} = 4 M_{\odot} \text{ yr}^{-1}$	12.8
$\psi_{M82} = 8 M_{\odot} \text{ yr}^{-1}$	7.2

between our prediction and the observed flux is however within $\sim 2\sigma$. A very good agreement between our computed neutrino flux and the through-going muon data sample (Haack & Wiebusch 2018) (violet line with the 1σ compatibility region shown as an azure band) is found.

In the following, we comment on the dependence of the results on the choice of parameters, $p_{p,\max}$, α and ψ_{M82} , to be used for the calculation of the diffuse gamma and neutrino flux. Any set of values for the parameters discussed below is chosen in such a way that a best fit to the multiwavelength spectrum of M82 can be found. For the different parameters adopted, we calculated the EGB flux integrated in the 50 GeV–2 TeV range, reported in Table 4, and the corresponding neutrino flux, shown in the three panels of Fig. 4.

The top panel of Fig. 4 illustrates the dependence of the results on the slope of the injection spectrum in the prototypical SBN, between 4.2 (benchmark case) and 4.4. Harder injection spectra appear to be ruled out by the multiwavelength spectrum of M82 (see P18). Steeper spectra, as expected, lead to a smaller flux of neutrinos at the highest energies. The gamma-ray fluxes are also reduced correspondingly. The figure shows that the benchmark case remains the closest to the data and that steeper injection spectra cannot provide a satisfactory description of IceCube data.

The middle panel of Fig. 4 illustrates the impact of changing $p_{p,\max}$, between 1 PeV c^{-1} to 500 PeV c^{-1} . The figure shows that the diffuse neutrino flux is very sensitive to the highest energy reached by accelerated protons in SBNi: for $p_{p,\max} = 500 \text{ PeV c}^{-1}$ and $p_{p,\max} = 10^2 \text{ PeV c}^{-1}$, the neutrino flux starts declining rather steeply at energies between $\sim 1 \text{ PeV}$ and a few hundred TeV, providing a satisfactory description of the IceCube data. If taken at face value, the case $p_{p,\max} = 500 \text{ PeV c}^{-1}$ leads to exceeding the upper limit in the neutrino flux in the last available bin. For $p_{p,\max} = 1 \text{ PeV c}^{-1}$ the decline starts at $\sim 1 \text{ TeV}$, while leaving the gamma-ray flux unchanged (see Table 4). This latter case is clearly unable to describe IceCube data.

Finally, the bottom panel of Fig. 4 shows the impact of a different assumption for the SFR in our M82-like prototype, within the allowed range ($4\text{--}8 M_{\odot} \text{ yr}^{-1}$). From to equation (14), the dependence of the flux normalization on this parameter is linear and does not deeply affect the general result on the neutrino spectrum. On the other hand, a value of $\psi_{M82} \lesssim 5 M_{\odot} \text{ yr}^{-1}$ would lead to overproducing gamma-rays, thereby being in tension with the current EGB upper limit (see Table 4).

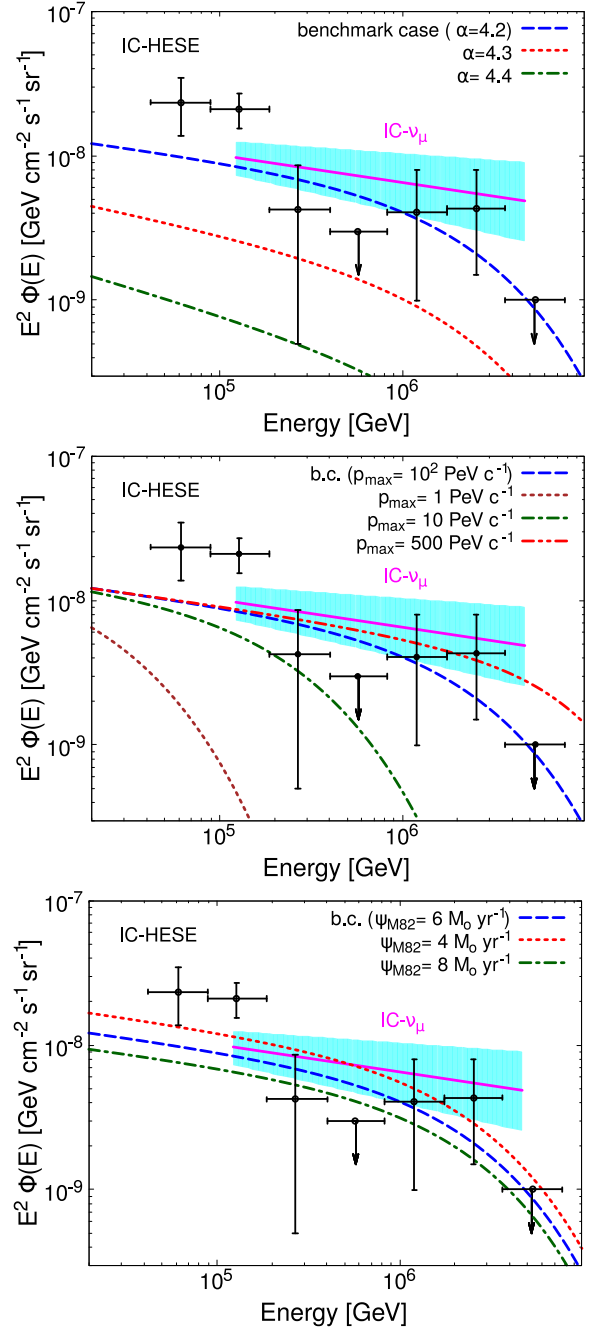


Figure 4. Single flavour neutrino flux calculated by changing the value of the three most relevant parameters, one for each panel. From top to bottom: α , $p_{p,\max}$, and ψ_{M82} . The benchmark case (bc) has $p_{p,\max} = 100 \text{ PeV c}^{-1}$, $\alpha = 4.2$, and $\psi_{M82} = 6 M_{\odot} \text{ yr}^{-1}$ and it is always plotted as a dashed blue line, while the remaining curves are as labelled. Black points are HESE neutrinos, while the shaded azure band corresponds to the through-going muon sample (see Haack & Wiebusch 2018; Taboada 2018)

We also checked the robustness of our results by artificially increasing ψ^* up to $5 M_{\odot} \text{ yr}^{-1}$ and we observed that the impact on the result of our benchmark case is less than a factor 2 in normalization. This weak dependence on ψ^* can be understood analytically from equation (15) where $\Phi_{\gamma,\nu} \propto \int d \log \psi \Phi_{\text{SFR}}(\psi) f_{\gamma,\nu}(\psi)$. Accounting for the SFR dependence of the integrand given by equations (14) and (6), one derives an asymptotic behaviour $\Phi_{\gamma,\nu} \sim$

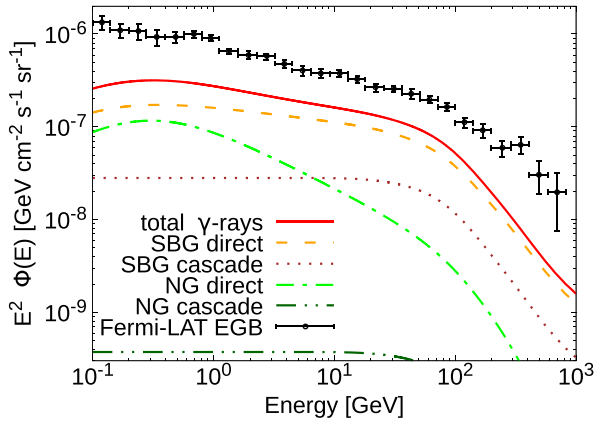


Figure 5. Diffuse gamma-ray background (thick red) produced by the combination of SBGs computed with the benchmark case (dashed orange) and NGs (dot-dashed green) compared with the *Fermi*-LAT EGB (Ackermann et al. 2015). The cascade contribution from SBGs (dotted brown) is shown separately from the one of NGs (dot-dot-dashed dark green).

$\int d\psi \psi^{-0.6} \propto \psi^{0.4}$ (valid for values of ψ much below the exponential cut-off of Φ_{SFR}).

4.1 The role of normal galaxies

According to equation (13), galaxies with an SFR lower than ψ_* do not efficiently confine CRs, therefore we refer to these as normal galaxies (NGs). In NGs, the lack of SBNi determines a lower production rate of neutrinos and likely a diffusion-dominated cosmic ray transport. As a consequence, the contribution of NGs to the observed neutrino flux can be expected to be negligible. In this section, we focus on their possible contribution to the EGB.

In order to estimate a reliable upper limit of the contribution from NGs, we assume that each of these galaxies has the same prototypical gamma-ray spectrum. We adopt as a prototype the Milky Way Global Model (MWGM) developed by Strong et al. (2010) where the HE gamma-ray flux has a spectral slope ~ 2.7 .

We calculate the gamma-ray flux from NGs using equation (15) where only the integration range is changed from $\psi_{\text{min}} = 10^{-1.5} M_{\odot} \text{ yr}^{-1}$ to ψ_* , with f_{γ} assumed to follow the MWGM.

In Fig. 5, we show the results of the combination of the diffuse gamma-ray flux from SBNi, computed with the benchmark case, together with the contribution from NGs. We find that the contribution of NGs is only comparable to the one of SBGs below ~ 1 GeV, and is reduced to $\lesssim 10$ per cent above 10 GeV.

The contribution from NGs to the photon flux at energies $\gtrsim 50$ GeV is ~ 6 per cent of the one computed for SBNi (at the level of ~ 2 per cent of the total EGB).

We also checked the possible impact of the contribution from NGs when their number density is computed from the IR luminosity function (see Gruppioni et al. 2013; Tamborra et al. 2014) and we found compatibility within a factor ~ 2 with our estimate. We conclude that the inclusion of NGs does not affect in an appreciable way the results presented in this paper.

5 ON THE MAXIMUM ENERGY OF CRS IN AN SBN

As discussed above, the possibility to describe the diffuse neutrino background in terms of non-thermal emission from SBNi depends in a crucial way on whether the maximum energy of CR protons in

sources located inside the nucleus is $\gtrsim 10$ PeV. Here, we address the issue of maximum energy in somewhat more physical way: since the main feature of starburst regions is the enhanced rate of star formation and correspondingly higher rate of SN explosions, it is plausible to speculate that particle acceleration may occur at either SN shocks or at shocks developing in the stellar winds that precede the SN explosion. Since both thermal, kinetic energy and CRs are injected in a compact region (the nucleus) and typically result in the launching of fast winds, it is also plausible that particle acceleration may occur at the termination shock of such winds, as discussed by Anchordoqui (2018) and Romero, Müller & Roth (2018) in connection with acceleration of ultra-HE CRs, where anisotropy observations (Aab et al. 2018) and constraints based on the UHECR-SBGs association (Liu et al. 2016) seem to support such a positive UHECR-SBGs association. On the other hand, such shocks are typically located away from the disc so that CRs have to propagate upwind in order to reach the dense regions where interactions are more likely to occur. Hence, in the following we concentrate on particle acceleration at SN shocks and shocks developed in individual stellar winds.

Particle acceleration in individual stellar winds or in collective winds associated with a collection of stars in a cluster is not expected to be different in an SBG and in our Galaxy, because the energization typically takes place at shocks that are formed inside the winds. In other words, the accelerated material is the wind gas. In the Galaxy this process has been studied by Cesarsky & Montmerle (1983), Webb, Axford & Forman (1985), Bykov, Gladilin & Osipov (2011), and Zirakashvili & Ptuskin (2019). Based on recent gamma-ray observations Aharonian, Yang & de Oña Wilhelmi (2019) proposed that the maximum energy from the association of massive stars regions can reach the order of $\sim 1-10$ PeV.

The situation of CR acceleration at SN shocks is more complex since acceleration is expected to take place at the forward shock, which is strongly sensitive to the conditions in the ISM in the starburst nucleus. A rule of thumb is that more turbulence on the *right* scales in general favors particle acceleration, where the word *right* here refers to the scales where particles' gyration can resonate with the scales in the turbulence. But a crucial ingredient in this type of estimates is the spectral distribution on the turbulence itself, as we discuss below.

For core collapse SNe, the forward shock is expected to first propagate through the wind of the pre-SN star, where typically the shock also reaches the Sedov phase. The beginning of the Sedov phase is also the time where the highest energy of accelerated particles is reached (Schure & Bell 2013). If the situation is the same in SBNi as it is in our Galaxy, calculations of the highest energy reached at this time is somewhat below ~ 1 PeV, hence not sufficient for the production of neutrinos.

If, on the other hand, the shock reaches the turbulent medium while the SN is still in the ejecta-dominated phase, one could wonder if the ISM turbulence may help accelerating to higher energies. Given the large number of SN explosions, we expect the environment of an SBN to be hot and highly turbulent. As reported by Westmoquette et al. (2009) for the case of M82, the ISM in an SBN is highly fragmented in clouds of different dimensions and density, mixed with star clusters, embedded in a highly pressurized ($P/k_B \sim 10^7$ K cm^{-3}) hot medium ($T \sim 10^6$ K and $n \sim 0.5 \text{ cm}^{-3}$) (see also Stevens, Read & Bravo-Guerrero 2003; Yoast-Hull et al. 2013). Moreover, given the average separation between clouds and ionizing sources, of the order of a few parsecs (see again Westmoquette et al. 2009), young SNRs are more likely to be found in the high-temperature gas phase of low density rather than in dense clouds.

Assuming an ejected mass of the order of $\approx 1M_{\odot}$ and a typical kinetic energy for the SN blastwave of 10^{51} erg one obtains an estimate for the shock speed in the ejecta-dominated phase of $u_{\text{sh}} \sim 10^4 \text{ km s}^{-1}$. In a homogeneous medium, the radius of the shock at the beginning of the Sedov phase, where the swept-up mass equals the mass of the ejecta, can be estimated to be $R_S \approx 2.7 \text{ pc}$.¹ A common practice is to get an estimate of E_{max} by imposing that the diffusion length equals a given fraction of the shock radius, usually assumed of the order of 10 per cent (see e.g. Lagage & Cesarsky 1983; Blasi, Amato & Caprioli 2007; Ptuskin, Zirakashvili & Seo 2010)

$$D(E_{\text{max}}) \approx 0.1 R_S u_{\text{sh}}. \quad (16)$$

Using the diffusion coefficient expressed by equation (5) with a Kolmogorov-like magnetic turbulence $\mathcal{F}(k) = (kL)^{-2/3}$, we obtain

$$E_{\text{max}}^{(K)} \approx 7.5 R_3^3 u_4^3 B_{\text{mG}} L_{\text{pc}}^{-2} \text{ TeV}, \quad (17)$$

where $R_S = 3 R_3 \text{ pc}$ is the Sedov radius, $u_{\text{sh}} = 10^4 u_4 \text{ km s}^{-1}$ is the shock speed, B_{mG} is the magnetic field in mG, and L_{pc} is the turbulence coherence length-scale in pc. The inferred value of $E_{\text{max}}^{(K)}$ in this case is clearly exceedingly small to have any impact on neutrino production in the IceCube energy band. Such low energies would also hard to reconcile with observation of TeV photons from M82 and NGC 253.

As discussed in P18, CR transport in the SBN remains unchanged if the same magnetic field is assumed to be scale invariant, $\mathcal{F}(k) \sim \text{constant}$, which reflects in Bohm diffusion in terms of particle diffusion. This assumption has however tremendous implications in terms of maximum energy of accelerated particles. In the Bohm limit the condition (16) reads

$$E_{\text{max}}^{(B)} \approx 30 R_3 u_4 B_{\text{mG}} \text{ PeV}. \quad (18)$$

The average magnetic field for SBNi regions is typically inferred $\gtrsim 100 \mu\text{G}$ and might reach a few mG in the nuclear regions of ULIRG like Arp 220 (Torres 2004; Yoast-Hull et al. 2017). In this case a maximum energy in the range 50–100 PeV, optimal for neutrino production in the PeV region, can be seen as a manifestation of the high level of turbulence in the nucleus, where SN explosions occur.

One might also wonder if CR induced instabilities may locally enhance the level of turbulence, thereby reducing the acceleration time. These mechanisms are crucial in SNe exploding in our Galaxy, if they are assumed to be the sources of CRs up to the knee. Two such instabilities are especially important: the non-resonant Bell instability (NRI; Bell 2004; Amato & Blasi 2009) and the amplification driven by CR pressure gradients in an inhomogeneous plasma (Drury & Downes 2012).

As discussed by Bell (2004), the NRI is induced by the CR current when the condition $P_{\text{CR}} u_{\text{sh}} / c > B_0^2 / 4\pi$ is fulfilled. Since the CR pressure in the shock region is a fraction $\xi_{\text{CR}} = 0.1 \xi_{0.1} < 1$ of the upstream fluid ram pressure $\rho_0 u_{\text{sh}}^2$, the last condition translates to an upper limit for the initial magnetic field which reads

$$B_0 \ll 260 \sqrt{\xi_{0.1} n_0} u_4^{3/2} \mu\text{G}. \quad (19)$$

For typical conditions in an SBN, this condition is either barely satisfied or not satisfied at all. Even the instability were excited, the

saturated magnetic field is, at most, of the same order as the RHS of equation (19), thereby making the role of this instability in SBNi very limited.

If density inhomogeneities are present upstream, then the magnetic field can also go through turbulent amplification (see e.g. Beresnyak, Jones & Lazarian 2009; Drury & Downes 2012), provided the following condition is fulfilled:

$$u_{\text{sh}} > v_A \sqrt{4\pi} \frac{1}{\xi_{\text{CR}}} \frac{1}{(\delta\rho/\rho_0)} \\ \Rightarrow B < 0.13 \xi_{0.1} \sqrt{n_0} \frac{\delta\rho}{\rho_0} u_4 \text{ mG}, \quad (20)$$

and $\delta\rho/\rho_0$ denotes the strength of the density fluctuations on scales smaller than the size of the CR precursor upstream of the shock. With typical values of the parameters and assuming $\delta\rho/\rho_0 \sim 1$ an amplification of the magnetic field by about an order of magnitude appears plausible, so as to drive an original magnetic field of $\sim 100 \mu\text{G}$ up to the mG level. Notice that the pressure gradient that causes the instability to grow assumes that particle acceleration is already efficient, so as to produce a pronounced CR precursor. Hence, this mechanism should be considered mainly as responsible for an increase in the maximum energy of the accelerated particles, while the whole acceleration is probably bootstrapped either due to the ambient magnetic field of the SBN or due to the magnetic field produced through NRI.

We conclude that particle acceleration up to 50–100 PeV in sources located in SBNi is plausible although by no means trivial. Observational guidance in assessing this problem is, at this point, crucial.

6 CONCLUSIONS

We have studied the contribution of SBNi to the diffuse flux of gamma-rays and HE neutrinos assuming an SFRF approach based on observations (Grupponi et al. 2015). Requirements on the confinement of protons helped us in defining the properties needed for a galactic nuclear region to be an efficient CR calorimeter. The fluxes of gamma-rays and neutrinos then become functions of only injection parameters (α and E_{max}) and lose their dependence on other environmental quantities. Relying on the confinement requirement, we built an SBN prototype model based on CR transport and fit the parameters to the multifrequency electromagnetic spectrum of M82. The model also accounts for gamma-ray absorption both inside the source and during transport on cosmological scales.

If one takes the M82-like prototypical model at face value, the diffuse neutrino flux contributed by SBNi is in agreement with the observed IceCube neutrino flux for $E \gtrsim 200 \text{ TeV}$, while at the same time accounting for about ~ 40 per cent of the EGB observed by *Fermi*-LAT at energies $> 50 \text{ GeV}$. This contribution, together with that of blazars would therefore saturate the observed EGB.

The multifrequency spectrum of M82 strongly constrains the spectrum of CRs injected in its SBN. This is due to the fact that CRs lose their energy inside the SBN, so that the equilibrium spectrum approximately reproduces the source spectrum (the only exception is due to the weak energy dependence of the inelastic cross-section). This implies that once the spectral shape of the neutrino spectrum is fixed at the highest energies by fitting observations, the low-energy part is also fixed. As a consequence, at energies below $\sim 200 \text{ TeV}$ the predicted neutrino flux is about a factor ~ 2 below the data. This conclusion might be affected by the assumption that SBNi can be modelled as M82-like objects with suitable rescaling of their CR content, but at present this appears to be a well justified assumption.

¹In this respect, it is interesting to notice that a radio survey of M82 done by Fenech et al. (2010) detected 20 SNRs over a sample of 36 with a radius $R \lesssim 2.7 \text{ pc}$. Given the assumed SN explosion rate in M82, which ranges between 0.04 and 0.08 yr^{-1} , this result is compatible with all those 20 SNRs being in free expansion phase.

It is also possible that the observed neutrino flux in the lowest energy bins may contain a contribution from other sources, from our own Galaxy (see e.g. Ahlers & Murase 2014; Taylor et al. 2014; Neronov & Semikoz 2016; Blasi & Amato 2019) or might even be affected by a contamination due to atmospheric neutrinos (Mascaretti et al. 2019; Mascaretti & Vissani 2019).

In this sense, our results support the picture based on a multi-component interpretation of the global diffuse flux measured by IceCube, as suggested by Palladino, Spurio & Vissani (2016) and Palladino & Winter (2018). In fact our computed flux of neutrinos of starburst origin is in good agreement with the results of Palladino et al. (2018). The main difference among these conclusions and those of Bechtol et al. (2017) is, we believe, based upon the weight to associate to the first two data points of IceCube.

The robustness of our results has been tested by exploring the parameter space in terms of slope of the injected CR spectrum and maximum energy, SFR of the prototypical SBN and the minimum SFR above which an SBN can be considered as an efficient neutrino factory.

While the level of SFR, if chosen within the astrophysical uncertainties, only marginally affects our general conclusions, changing the CR spectrum can modify our final statements on neutrinos. The maximum energy of accelerated protons is required to be $\gtrsim 50$ PeV. Smaller energies fails to explain the IceCube data, while leaving our conclusions on the diffuse gamma-rays unchanged. The slope of the injection spectrum is fixed to be 4.2 because of the constraint to fit the multifrequency spectrum of the prototypical M82-like galaxy. Steeper spectra fail to reproduce neutrino observations. As discussed in P18, if the level of turbulence in the SBN is low or moderate, the diffusion coefficient can be appreciably larger than assumed here.

This would imply the existence of a transition from loss-dominated (calorimetry) to diffusion-dominated transport, which would reflect into a steepening of the spectrum of secondaries. In the context of this model it would be difficult to describe the photon spectrum of our stereotypical SBN.

We briefly discussed the issue of accelerating particles up to ~ 50 – 100 PeV necessary to explain neutrino observations. We found that, though not unrealistic, it is not trivial to reach such HEs in sources inside SBNi. The high level of turbulence expected in the SBN as due to repeated SN explosions, possibly in combination with some type of turbulent amplification of the magnetic field upstream might in fact lead to push E_{\max} up into the interesting range, $\gtrsim 50$ PeV.

ACKNOWLEDGEMENTS

EP is very grateful to Pierluigi Monaco for his precious help and suggestions. We thanks G. Pagliaroli, A. Palladino, and F. Vissani for stimulating discussions at various stages of the development of the manuscript. PB and GM acknowledge the support received through Grants ASI/INAF nos. 2017-14-H.O and SKA-CTA-INAF 2016.

REFERENCES

Aab A. et al., 2018, *ApJ*, 853, L29
 Aartsen M. G. et al., 2018a, *Science*, 361, 147
 Aartsen M. G. et al., 2018b, *Science*, 361, eaat1378
 Abdalla H. et al., 2018, *A&A*, 617, A73
 Abdo A. A. et al., 2010, *Phys. Rev. Lett.*, 104, 101101
 Abdollahi S. et al., 2020, *ApJS*, 247, 33

Acciari V. A. et al., 2009, *Nature*, 462, 770
 Acero F. et al., 2015, *ApJS*, 218, 23
 Ackermann M. et al., 2012, *ApJ*, 755, 164
 Ackermann M. et al., 2015, *ApJ*, 799, 86
 Ackermann M. et al., 2016, *Phys. Rev. Lett.*, 116, 151105
 Aharonian F., Bergström L., Dermer C., 2013, *Astrophysics at Very High Energies: Saas-Fee Advanced Course 40. Swiss Society for Astrophysics and Astronomy, Saas-Fee Advanced Course, Vol. 40. ISBN 978-3-642-36133-3. Springer-Verlag, Berlin, Heidelberg, p. 40*
 Aharonian F., Yang R., de Oña Wilhelmi E., 2019, *Nat. Astron.*, 3, 561
 Ahlers M., Halzen F., 2018, *Prog. Part. Nucl. Phys.*, 102, 73
 Ahlers M., Murase K., 2014, *Phys. Rev. D*, 90, 023010
 Amato E., Blasi P., 2009, *MNRAS*, 392, 1591
 Anchordoqui L. A., 2018, *Phys. Rev. D*, 97, 063010
 Bechtol K., Ahlers M., Di Mauro M., Ajello M., Vandenbroucke J., 2017, *ApJ*, 836, 47
 Bell A. R., 2004, *MNRAS*, 353, 550
 Beresnyak A., Jones T. W., Lazarian A., 2009, *ApJ*, 707, 1541
 Berezhinskii V. S., Smirnov A. I., 1975, *Ap&SS*, 32, 461
 Berezhinsky V., Kalashev O., 2016, *Phys. Rev. D*, 94, 023007
 Blasi P., Amato E., 2019, *Phys. Rev. Lett.*, 122, 051101
 Blasi P., Amato E., Caprioli D., 2007, *MNRAS*, 375, 1471
 Bykov A. M., Gladilin P. E., Osipov S. M., 2011, *Mem. Soc. Astron. Ital.*, 82, 800
 Carilli C. L., 1996, *A&A*, 305, 402
 Cesarsky C. J., Montmerle T., 1983, *Space Sci. Rev.*, 36, 173
 Chang X.-C., Wang X.-Y., 2014, *ApJ*, 793, 131
 Chang X.-C., Liu R.-Y., Wang X.-Y., 2015, *ApJ*, 805, 95
 de Cea del Pozo E., Torres D. F., Rodriguez Marrero A. Y., 2009, *ApJ*, 698, 1054
 Delvecchio I. et al., 2014, *MNRAS*, 439, 2736
 Drury L. O., Downes T. P., 2012, *MNRAS*, 427, 2308
 Fenech D., Beswick R., Muxlow T. W. B., Pedlar A., Argo M. K., 2010, *MNRAS*, 408, 607
 Förster Schreiber N. M. et al., 2001, *ApJ*, 552, 544
 Franceschini A., Rodighiero G., 2018, *A&A*, 614, C1
 Gao Y., Solomon P. M., 2004, *ApJ*, 606, 271
 Groves B. et al., 2008, *ApJS*, 176, 438
 Gruppioni C. et al., 2013, *MNRAS*, 432, 23
 Gruppioni C. et al., 2015, *MNRAS*, 451, 3419
 Haack C., Wiebusch C., 2018, *Proc. Sci., 35th International Cosmic Ray Conference (ICRC2017) – Session Neutrino. SISSA, Trieste, PoS#1005*
 He H.-N., Wang T., Fan Y.-Z., Liu S.-M., Wei D.-M., 2013, *Phys. Rev. D*, 87, 063011
 Hopkins A. M., Beacom J. F., 2006, *ApJ*, 651, 142
 IceCube Collaboration, Aartsen M. G. IceCube Collaboration, et al., 2013, *Science*, 342, 1242856
 Imanishi M., 2003, *ApJ*, 599, 918
 Kelner S. R., Aharonian F. A., Bugayov V. V., 2006, *Phys. Rev. D*, 74, 034018
 Kennicutt R. C., Jr, 1998a, *ARA&A*, 36, 189
 Kennicutt R. C., Jr, 1998b, *ApJ*, 498, 541
 Kennicutt R. C., Evans N. J., 2012, *ARA&A*, 50, 531
 Kimura S. S., Murase K., Toma K., 2015, *ApJ*, 806, 159
 Lacki B. C., Thompson T. A., 2013, *ApJ*, 762, 29
 Lacki B. C., Thompson T. A., Quataert E., Loeb A., Waxman E., 2011, *ApJ*, 734, 107
 Lagage P. O., Cesarsky C. J., 1983, *A&A*, 125, 249
 Levenson N. A., Weaver K. A., Heckman T. M., 2001, *ApJ*, 550, 230
 Lisanti M., Mishra-Sharma S., Necib L., Safdi B. R., 2016, *ApJ*, 832, 117
 Liu R.-Y., Wang X.-Y., Inoue S., Crocker R., Aharonian F., 2014, *Phys. Rev. D*, 89, 083004
 Liu R.-Y., Taylor A. M., Wang X.-Y., Aharonian F. A., 2016, *Phys. Rev. D*, 94, 043008
 Loeb A., Waxman E., 2006, *J. Cosmol. Astropart. Phys.*, 0605, 003
 Loose H. H., Kruegel E., Tutukov A., 1982, *A&A*, 105, 342
 Madau P., Dickinson M., 2014, *ARA&A*, 52, 415
 Mannucci F. et al., 2003, *A&A*, 401, 519

- Mascaretti C., Vissani F., 2019, *J. Cosmology Astrop. Phys.*, 2019, 004
- Mascaretti C., Blasi P., Evoli C., 2019, *Astroparticle Physics*, 114, 22
- Murase K., Ahlers M., Lacki B. C., 2013, *Phys. Rev. D*, 88, 121301
- Murase K., Guetta D., Ahlers M., 2016, *Phys. Rev. Lett.*, 116, 071101
- Neronov A., Semikoz D., 2016, *Astropart. Phys.*, 75, 60
- Paglionie T. A. D., Marscher A. P., Jackson J. M., Bertsch D. L., 1996, *ApJ*, 460, 295
- Palladino A., Winter W., 2018, *A&A*, 615, A168
- Palladino A., Spurio M., Vissani F., 2016, *J. Cosmol. Astropart. Phys.*, 1612, 045
- Palladino A., Fedynitch A., Rasmussen R. W., Taylor A. M., 2019, *J. Cosmol. Astropart. Phys.*, 2019, 004
- Peng F.-K. et al., 2016, *ApJ*, 821, L20
- Peretti E., Blasi P., Aharonian F., Morlino G., 2019, *MNRAS*, 487, 168
- Persic M., Rephaeli Y., Arieli Y., 2008, *A&A*, 486, 143
- Ptuskin V., Zirakashvili V., Seo E.-S., 2010, *ApJ*, 718, 31
- Rephaeli Y., Arieli Y., Persic M., 2010, *MNRAS*, 401, 473
- Romero G. E., Torres D. F., 2003, *ApJ*, 586, L33
- Romero G. E., Müller A. L., Roth M., 2018, *A&A*, 616, A57
- Rybicki G. B., Lightman A. P., 1986, *Radiative Processes in Astrophysics*. Wiley-VCH, New York
- Schure K. M., Bell A. R., 2013, *MNRAS*, 435, 1174
- Soltan A. M., Juchniewicz J., 1999, *Astrophys. Lett. Commun.*, 39, 197
- Stecker F. W., 2007, *Astropart. Phys.*, 26, 398
- Stevens I. R., Read A. M., Bravo-Guerrero J., 2003, *MNRAS*, 343, L47
- Strong A. W., Porter T. A., Digel S. W., Jóhannesson G., Martin P., Moskalenko I. V., Murphy E. J., Orlando E., 2010, *ApJ*, 722, L58
- Subedi P. et al., 2017, *ApJ*, 837, 140
- Sudoh T., Totani T., Kawanaka N., 2018, *PASJ*, 70, 49
- Taboada I., 2018, *A View of the Universe with the IceCube and ANTARES Neutrino Telescopes*, XXVIII International Conference on Neutrino Physics and Astrophysics, p. 35
- Tamborra I., Ando S., Murase K., 2014, *J. Cosmol. Astropart. Phys.*, 1409, 043
- Taylor A. M., Gabici S., Aharonian F., 2014, *Phys. Rev. D*, 89, 103003
- Thompson T. A., Quataert E., Waxman E., Loeb A., 2006a, preprint (arXiv: e-print)
- Thompson T. A. et al., 2006b, *ApJ*, 645, 186
- Torres D. F., 2004, *ApJ*, 617, 966
- Wang X., Fields B. D., 2018, *MNRAS*, 474, 4073
- Webb G. M., Axford W. I., Forman M. A., 1985, *ApJ*, 298, 684
- Westmoquette M. S. et al., 2009, *ApJ*, 706, 1571
- Wik D. R. et al., 2014, *ApJ*, 797, 79
- Williams P. K. G., Bower G. C., 2010, *ApJ*, 710, 1462
- Xiao D., Mészáros P., Murase K., Dai Z.-G., 2016, *ApJ*, 826, 133
- Yoast-Hull T. M., 2015, PhD thesis, The University of Wisconsin – Madison
- Yoast-Hull T. M., Everett J. E., Gallagher J. S., Zweibel E. G., 2013, *ApJ*, 768, 53
- Yoast-Hull T. M., Gallagher J. S., III, Zweibel E. G., Everett J. E., 2014, *ApJ*, 780, 137
- Yoast-Hull T. M., Gallagher J. S., Aalto S., Varenus E., 2017, *MNRAS*, 469, L89
- Yuksel H., Kistler M. D., Beacom J. F., Hopkins A. M., 2008, *ApJ*, 683, L5
- Zirakashvili V. N., Ptuskin V. S., 2019, preprint (arXiv:1808.00107)

APPENDIX A: REDSHIFT EFFECT ON FLUX

The arrival flux of gamma-rays and neutrinos observed at energy E_0 can be easily calculated from the number of photons or neutrinos produced at the source with energy $E = E_0(1+z)$ as

$$\frac{df_\gamma(E_0)}{dE_0} = \frac{dN_\gamma(E_0)}{dS dt_0 dE_0} = (1+z)^2 \frac{\varphi_\gamma(E_0[1+z])}{4\pi d_L^2(z)} e^{-\tau_{\gamma\gamma}(E_0, z)}, \quad (\text{A1})$$

$$\frac{df_\nu(E_0)}{dE_0} = \frac{dN_\nu(E_0)}{dS dt_0 dE_0} = (1+z)^2 \frac{\varphi_\nu(E_0[1+z])}{4\pi d_L^2(z)}, \quad (\text{A2})$$

where z is the redshift, $d_L(z)$ the luminosity distance, and $\tau_{\gamma\gamma}$ is the gamma-ray optical depth as computed by Franceschini & Rodighiero (2018).

APPENDIX B: DERIVATION OF THE ASYMPTOTIC BEHAVIOUR OF ELECTROMAGNETIC CASCADE SPECTRUM

A high-energy gamma-ray escaping a source has to traverse a further opaque medium before reaching the Earth. The intergalactic medium (IGM) filled by photons of the CMB and by EBL photons can be highly opaque already at $\sim 10^2$ GeV. If a gamma-ray is absorbed its energy is reprocessed in the electromagnetic cascade. This process, as discussed in detail in Berezhinsky & Kalashev (2016), consists in a transfer of energy from very energetic gamma-rays and leptons into photons, whose spectrum is displaying universal features. Gamma-rays transfer their energy to leptons via pair production and leptons upscatter low-energy target radiation producing high-energy photons. This process can be divided in three main phases: leading particle regime, cascade multiplication, and low-energy regime, and it ends when the interaction length for electrons is longer than their distance to the Earth. The approach we adopt for the computation of the cascade spectrum is inspired by the analytic approach proposed in Berezhinsky & Kalashev (2016), where it is assumed that the cascade has enough time to fully develop and that the low-energy photon background can be approximated by delta functions:

$$n_{ph}(z, \epsilon_1) = \mathcal{C}_{\text{CMB}}(z)\delta[\epsilon_1 - \epsilon_{\text{CMB}}(z)] + \mathcal{C}_{\text{EBL}}(z)\delta[\epsilon_1 - \epsilon_{\text{EBL}}(z)], \quad (\text{B1})$$

where \mathcal{C}_j and ϵ_j are the redshift-dependent normalization constant and the energy of the peak of the photon field $j = \text{EBL}$ or CMB .

The leading particle regime takes place at the highest energies where, as discussed in Aharonian, Bergström & Dermer (2013), the pair production transfers the energy of the parent photons preferentially to only one of the two leptons, and the inverse Compton scattering takes place in Klein–Nishina regime. During this phase both pair production and inverse Compton involve the CMB because of its dominant number density. When the energy of a gamma-ray is lower than $\mathcal{E}_1^{\text{CMB}}(z) = m_e^2 c^4 / \epsilon_{\text{CMB}}(z)$, the cascade enters its second stage, namely the cascade multiplication, where the EBL becomes the target photon field for the pair-production, whereas the inverse Compton keeps on upscattering the most numerous CMB, in Thomson regime from now on. In the cascade multiplication, the upscattered radiation is reprocessed in the cascade if it is energetic enough to interact again with the EBL, namely if $E_1 \geq \mathcal{E}_{\gamma,1}(z) = m_e^2 c^4 / \epsilon_{\text{EBL}}(z)$, otherwise the Universe becomes transparent and it reaches us as a part of the HE branch of the cascade spectrum. The electron–positron pairs produced during the cascade multiplication supply a new generation of gamma-rays that can keep on the cascade down to the critical Lorentz factor $\gamma_{\text{min}} = \mathcal{E}_{\gamma,1}(z) / 2m_e c^2$, where the upscattered photons have the critical energy $\mathcal{E}_{X,1}(z) = 4\gamma_{\text{min}}^2 \epsilon_{\text{CMB}}(z) / 3 = m_e^2 c^4 \epsilon_{\text{CMB}}(z) / 3\epsilon_{\text{EBL}}^2(z)$.

The asymptotic shape of the universal spectrum of the electromagnetic cascade can be determined considering that the overall number of electrons of energy E_e appearing in the entire cascade history $n_e(E_e) = \int dt q_e^{\text{cas}}(E_e^*, t) \delta[E_e^* - E_e]$, is constant for $E_e \leq E_{e,\text{min}} = \gamma_{\text{min}} m_e c^2$, and proportional to E_e^{-1} at higher energy. The inverse Compton origin of the cascade photons imply $E_\gamma \propto E_e^2$, therefore the energy conservation can be applied as follows:

$$E_\gamma dn_\gamma(E_\gamma) \propto n_e(E_e) dE_e, \quad (\text{B2})$$

where dE_e is the energy lost by electrons of energy E_e , and dn_γ is the number of photons upscattered at the energy E_γ . Considering the relation between E_e and E_γ , and the energy dependence of n_e , equation (B2) reads

$$\frac{dn_\gamma(E_\gamma)}{dE_\gamma} \propto \frac{dE_e}{dE_\gamma} \frac{1}{E_\gamma} n_e(E_e) \propto \frac{1}{E_e^3} \begin{cases} \text{const} & E_e \leq E_{e,\min} \\ E_e^{-1} & E_e \geq E_{e,\min} \end{cases} \quad (\text{B3})$$

$$\propto \begin{cases} E_\gamma^{-3/2} & E_\gamma \leq \mathcal{E}_X \\ E_\gamma^{-2} & E_\gamma \leq \mathcal{E}_X \leq \mathcal{E}_\gamma \\ 0 & E_\gamma \geq \mathcal{E}_\gamma \end{cases}, \quad (\text{B4})$$

where the critical energies \mathcal{E}_X and \mathcal{E}_γ , and so the spectrum dn_γ/dE_γ are redshift dependent.

In our calculation, instead of assuming a sharp cut off at \mathcal{E}_γ , we consider the proper suppression due to the EBL + CMB

optical depth $\tau_{\gamma\gamma}(E, z)$. The cascade normalization is computed by assuming that it fully develops at the same redshift where cascading gamma-rays are emitted and fully converting the energy of absorbed photons in energy density of the cascade. At fixed redshift the cascade energy content is computed as

$$\int dE E f_{\text{cas}}(E, z) = \mathcal{N}_{\text{SBG}}(z) \int dE E f_{\text{SBG}}(E, z) [1 - e^{-\tau_{\gamma\gamma}(E, z)}], \quad (\text{B5})$$

where $\mathcal{N}_{\text{SBG}}(z)$ is the number of SBGs at a given redshift z , f_{cas} is the cascade photon flux, and f_{SBG} is the emitted flux from the starburst.

This paper has been typeset from a $\text{\TeX}/\text{\LaTeX}$ file prepared by the author.