



## Rapporti Tecnici INAF INAF Technical Reports

<b>Number</b>	197
<b>Publication Year</b>	2022
<b>Acceptance in OA@INAF</b>	2022-11-09T09:45:58Z
<b>Title</b>	BC-SIM-TR-028 SIMBIO-SYS ICO#03 Interchannel Test Report
<b>Authors</b>	ZUSI, MICHELE, SIMIONI, Emanuele, DELLA CORTE, VINCENZO, POLITI, ROMOLO, CREMONESE, Gabriele, CAPACCIONI, FABRIZIO, Doressoundiram, Alain, PALUMBO, PASQUALE, RE, Cristina, Vincendon, Mathieu
<b>Affiliation of first author</b>	IAPS Roma
<b>Handle</b>	<a href="http://hdl.handle.net/20.500.12386/32713">http://hdl.handle.net/20.500.12386/32713</a> , <a href="https://doi.org/10.20371/INAF/TechRep/197">https://doi.org/10.20371/INAF/TechRep/197</a>

# BC-SIM-TR-028

## SIMBIO-SYS ICO#03 Interchannel Test Report

Michele Zusi<sup>1</sup>, Emanuele Simioni<sup>2</sup>, Vincenzo Della Corte<sup>1</sup>, Romolo Politi<sup>1</sup>,  
Gabriele Cremonese<sup>2</sup>, Fabrizio Capaccioni<sup>1</sup>, Alain Doressundiram<sup>3</sup>, Pasquale Palumbo<sup>4</sup>,  
Critina Re<sup>2</sup>, Mathieu Vincendon<sup>5</sup>


<sup>1</sup>INAF-IAPS, Via Fosso del Cavaliere 100, 00133, Rome, Italy

<sup>2</sup>INAF-OAPd, Vicolo Osservatorio 5,35122, Padua, Italy

<sup>3</sup>OLESIA (Observatoire de Paris, Laboratoire d'Études Spatiales et d'Instrumentation en Astrophysique), 92195 Meudon Cedex, France


<sup>4</sup>Università Parthenopea, Centro Direzionale Isola 4, 80133, Naples, Italy

<sup>5</sup>CNRS (Institut d'Astrophysique Spatiale), Université Paris Sud, 91405, Orsay, France<sup>5</sup>Università Parthenopea, Centro Direzionale Isola 4, 80133, Naples, Italy

	Document	BC-SIM-TR-028 SIMBIO-SYS ICO#03 Interchannel Test Report
	Date	07/11/2022
	Issue	1
	Revision	0
	Page	1 of 13

## Index

<b>APPROVATION .....</b>	<b>2</b>
<b>DOCUMENT CHANGE RECORD .....</b>	<b>2</b>
<b>1 INTRODUCTION.....</b>	<b>3</b>
1.1 SCOPE .....	3
1.2 REFERENCE DOCUMENTS.....	3
1.3 ACRONYMS.....	3
1.4 DOCUMENT FORMAT AND REPOSITORY .....	4
1.5 DOCUMENT ORGANIZATION .....	5
<b>2 SIMBIO-SYS THERMAL ENVIRONMENT DESCRIPTION .....</b>	<b>6</b>
2.1 SIMBIO-SYS CF SENSORS.....	6
2.2 SIMBIO-SYS CF THERMAL SENSORS .....	7
<b>3 SIMBIO-SYS INTERCHANNEL TESTS .....</b>	<b>8</b>
3.1 TEST DESCRIPTION .....	8
COMMANDING .....	9
3.2 TEST OUTCOME.....	10
3.3 TEST DISCUSSION.....	11


	Document	BC-SIM-TR-028 SIMBIO-SYS ICO#03 Interchannel Test Report
	Date	07/11/2022
	Issue	1
	Revision	0
	Page	2 of 13

## Approval

<b>Edited by:</b>	
	Michele Zusi
	Emanuele Simioni
	Vincenzo Della Corte
<b>Approved by:</b>	
	Fabrizio Capaccioni
	Cristina Re
	Pasquale Palumbo
	Gabriele Cremonese

## Document change record

Issue	Revision	Date	Affected Pages	Change description
1	0	07/11/2022	All	First issue

	Document	BC-SIM-TR-028 SIMBIO-SYS ICO#03 Interchannel Test Report
	Date	07/11/2022
	Issue	1
	Revision	0
	Page	3 of 13

# 1 Introduction

## 1.1 Scope


This document contains the results and the discussion on the interchannel test performed during the Instrument Check Out Phase (ICO#3) of the Spectrometers and Imagers for MPO BepiColombo Integrated Observatory SYStem (SIMBIO-SYS) described in [RD.1].

## 1.2 Reference Documents

- [RD.1] BC-SIM-PL-005\_-\_SIMBIO-SYS\_Checkout\_03\_Test\_Summary,  
[10.20371/INAF/TechRep/172](https://doi.org/10.20371/INAF/TechRep/172)
- [RD.2] BC-SIM-TN-003\_-\_Reports\_and\_Note\_Layout\_and\_Flow,  
[10.20371/INAF/TechRep/36](https://doi.org/10.20371/INAF/TechRep/36)
- [RD.3] BC-ALS-TN-00099 MPO PFM Monitoring Thermistors Location
- [RD.4] BC-SIM-TR-025\_-\_HRIC\_ICO#03\_report,  
[10.20371/INAF/TechRep/190](https://doi.org/10.20371/INAF/TechRep/190)
- [RD.5] BC-SIM-TR-026\_-\_STC\_ICO#03\_report,  
[10.20371/INAF/TechRep/186](https://doi.org/10.20371/INAF/TechRep/186)
- [RD.6] BC-SIM-TR-027\_-\_VIHI\_ICO#03\_report
- [RD.7] SIMBIO-SYS Instrument CheckOut #02 Test Report,  
[10.20371/INAF/TechRep/146](https://doi.org/10.20371/INAF/TechRep/146)
- [RD.8] BC-SIM-TR-018\_-\_HRIC\_ICO#02\_report,  
[10.20371/INAF/TechRep/134](https://doi.org/10.20371/INAF/TechRep/134)
- [RD.9] REPORT EGSE BC-SIM-TR-024\_-\_EGSE\_ICO#03\_report,  
[10.20371/INAF/TechRep/185](https://doi.org/10.20371/INAF/TechRep/185)
- [RD.10] STC ICO2 REPORT BC-SIM-TR-019\_-\_STC\_ICO#02\_report,  
[10.20371/INAF/TechRep/138](https://doi.org/10.20371/INAF/TechRep/138)

## 1.3 Acronyms


<b>ACK</b>	Acknowledgment
<b>ADC</b>	Analogical Digit Converter
<b>APID</b>	Application Process IDentifier
<b>ASW</b>	Application SoftWare
<b>CF</b>	Cold Finger
<b>CM</b>	Color Mode

	Document	BC-SIM-TR-028 SIMBIO-SYS ICO#03 Interchannel Test Report
	Date	07/11/2022
	Issue	1
	Revision	0
	Page	4 of 13

<b>CSV</b>	Comma Separated Values
<b>DC</b>	Dark Current
<b>DN</b>	Digital NUmber
<b>DSNU</b>	Dark Signal Not Uniformity
<b>EGSE</b>	Electrocal Ground Support Equipment
<b>FOP</b>	Flight Operation Procedure
<b>FPA</b>	Focal Plane Assembly
<b>HK</b>	HouseKepping
<b>HRIC</b>	High spatial Resolution Imaging Channel
<b>ICO</b>	Instrument CheckOut
<b>IT</b>	Integration Time
<b>ME</b>	Main Electronics
<b>NECP</b>	Near Earth Commissioning Phase
<b>OBCP</b>	On-Board Control Procedure
<b>OB</b>	Optical Bench
<b>OBSW</b>	On Board Software
<b>ODS</b>	Offset Dark Subtracion
<b>PDOR</b>	Payload Direct Operation Request
<b>PDS</b>	Planetary Data System
<b>PE</b>	Proximity Electronics
<b>PNG</b>	Portable Network Graphics
<b>PSC</b>	Packet Sequence Control
<b>RT</b>	Repetition Time
<b>SIMBIO-SYS</b>	Spectrometers and Imagers for MPO BepiColombo Integrated Observatory SYStem
<b>SSC</b>	Source Sequence Count
<b>SSMM</b>	Solid State Mass Memory
<b>STC</b>	STereo imaging Channel
<b>S/C</b>	SpaceCraft
<b>TC</b>	TeleCommand
<b>TEC</b>	Thermo-Electric Cooler
<b>TM</b>	Telemetry
<b>VIHI</b>	VIsible and Hyper-spectral Imaging channel
<b>XML</b>	eXtensible Markup Language

## 1.4 Document Format and Repository


This document is compliant with the SIMBIO-SYS Report and Note Layout and Flow [RD.2] and will be archived both on the INAF Open Access repository and the SIMBIO-SYS team Archive.

	Document	BC-SIM-TR-028 SIMBIO-SYS ICO#03 Interchannel Test Report
	Date	07/11/2022
	Issue	1
	Revision	0
	Page	5 of 13

## 1.5 Document Organization

This document is organized in sections whose topics are listed as follows:

- Section 2 – SIMBIO-SYS thermal environment description, with a brief description of the aboard units and sensors used to control the operative temperature of the instrument during the test
- Section 3 – Interchannel tests, with a brief description of the executed tests and a report on obtained HKs and data

	Document	BC-SIM-TR-028 SIMBIO-SYS ICO#03 Interchannel Test Report
	Date	07/11/2022
	Issue	1
	Revision	0
	Page	6 of 13

## 2 SIMBIO-SYS thermal environment description

The SIMBIO-SYS thermal environment is controlled by means of the Space- Craft (S/C) dedicated Cold Fingers (CFs) and several thermal sensors which are described in the following subsections.


### 2.1 SIMBIO-SYS CF sensors

In the following table the list of CF temperature sensors for the three channels is reported. To note that all sensors are fixed on the S/C CF.

Channel	Sensor name	ESA ID	THALES ID
HRIC	MPO-TEMP-SIMBIO-HRIC-CF	NRUD2079	THT-B6T133
STC	MPO-TEMP-SIMBIO-STC-CF	NRUD2087	THT-B6T136
VIHI	MPO-TEMP-SIMBIO-VIHI-CF	NRUD2091	THT-B6T137

*Table 1: CF sensors of the SIMBIO-SYS channels together with their reference to ESA and Theles Alenia nomenclature (see [RD.3] for details)*

For more details on their positions see [RD.3].

	Document	BC-SIM-TR-028 SIMBIO-SYS ICO#03 Interchannel Test Report
	Date	07/11/2022
	Issue	1
	Revision	0
	Page	7 of 13

## 2.2 SIMBIO-SYS CF thermal sensors

For the monitoring of its thermal behaviour, the SIMBIO-SYS instrument is equipped by the following sensors:

- **HRIC**

PACKET ID: YSS40001		
Param ID	Param Name	Unit
NSS11040	Temperature FPA1	K
NSS11041	Temperature FPA2	K
NSS11042	Temperature PE	K
NSS11043	Temp TIRD filter	K
NSS11044	Temp FPA package	K

*Table 2: Main HRIC temperature sensors*

See [RD.4] for more details on their definition and position.

- **STC**

PACKET ID: YSS40002		
Param ID	Param Name	Unit
NSS21040	Temperature FPA1	K
NSS21041	Temperature FPA2	K
NSS21042	Temperature PE	K
NSS21043	Temp channel fw	K
NSS21044	Temp channel bw	K

*Table 3: Main STC temperature sensors.*


See [RD.5] for more details on their definition and position.

- **VIHI**

PACKET ID: YSS40003		
Param ID	Param Name	Unit
NSS31040	Temperature FPA1	K
NSS31041	Temperature FPA2	K
NSS31042	Temperature PE	K
NSS31062	Temp Spectrometer	K
NSS31063	Temp Calibration unit	K

*Table 4: Main VIHI temperature sensors.*

See [RD.6] for more details on their definition and position.

	Document	BC-SIM-TR-028 SIMBIO-SYS ICO#03 Interchannel Test Report
	Date	07/11/2022
	Issue	1
	Revision	0
	Page	8 of 13


## 3 SIMBIO-SYS Interchannel Tests

### 3.1 Test description

The aim of the test is the monitoring of the detector low frequency behaviour (see Open Issue #1 in [RD.7]) for both HRIC and STC cameras and the possible mutual interference while operating parallel. Previous analysis showed a carrier wave with an amplitude of 6 Digital Number (DN) and a period of 3 minutes on the mean signal of the STC and HRIC acquisitions.

This phenomenon, measured for STC during the Orbit test and for HRIC during the Functional Test in ICO#02 ([RD.8]) was not clear if it was in phase or not with the HRIC one indicating, in the former case, an internal common source (i.e., SIMBIO-SYS power supply) of the disturbance or, in the latter case, an external one (i.e., S/C) [RD.1].

For this reason this test foreseen a STC acquisition with fixed Integration Time (IT) and Repetition Time (RT) and an acquisition (with same RT) of HRIC. The two acquisitions were overlapped for 5 minutes.

	Document	BC-SIM-TR-028 SIMBIO-SYS ICO#03 Interchannel Test Report
	Date	07/11/2022
	Issue	1
	Revision	0
	Page	9 of 13

## Commanding

This test has been performed through the execution of a pre-defined POR named "STC\_-\_HRIC\_Interference\_Test" (see attachment of [RD.1] for details).

Timing	ID FOPs	Name FOP	RT [s]
00:00:00	ASSF008A	OBCP STC ON	
00:05:00	ASSF005A	OBCP HRIC ON	
00:15:00	ASSF307A	STC SciSurfNomnl GM v02	2
00:05:00	ASSF101A	HRICSciShortIntFPAN v03	2
00:10:00	ASSF368A	STOP STC	
00:00:05	ASSF110A	STOP HRIC	
00:00:05	ASSF007A	OBCP STC OFF	
00:05:00	ASSF004A	OBCP HRIC OFF	

Table 5: Timeline of the HRIC INTERFERENCE with the references to the commanded. All TCs were commanded 2 consecutive acquisitions. IT was always commanded to 104 (raw). RTs are reported in seconds. Table reports the FCP commanded, for more details see [RD.1].

The resulting database derived by means of the Electric Ground Segment Equipment (EGSE) telemetry-to-raw pipeline is reported in Table 6, Table 7 and Table 8 (see [RD.9] for details).


EGSE_TC#	1 <sup>st</sup> acq (UTC)	Duration (s)	# acq
1	2020-06-24T23:51:30.087583	900	450

Table 6: Resulting database of the Interchannel test for the HRIC channel.

EGSE_TC#	1 <sup>st</sup> acq (UTC)	Duration (s)	# acq
1	2020-06-24T23:46:30.086975	900	450

Table 7: Resulting database of the Interchannel test for the STC channel. All the acquisitions have been performed with RT=2s.



	Document	BC-SIM-TR-028 SIMBIO-SYS ICO#03 Interchannel Test Report
	Date	07/11/2022
	Issue	1
	Revision	0
	Page	11 of 13

### 3.3 Test discussion

For the STC channel, a first reduction of the dataset is shown in Figure 1. The image show, for each acquisition, the mean value of the acquired windows. Right y-axis (yellow) reports the time delay between each acquisition and the previous one.

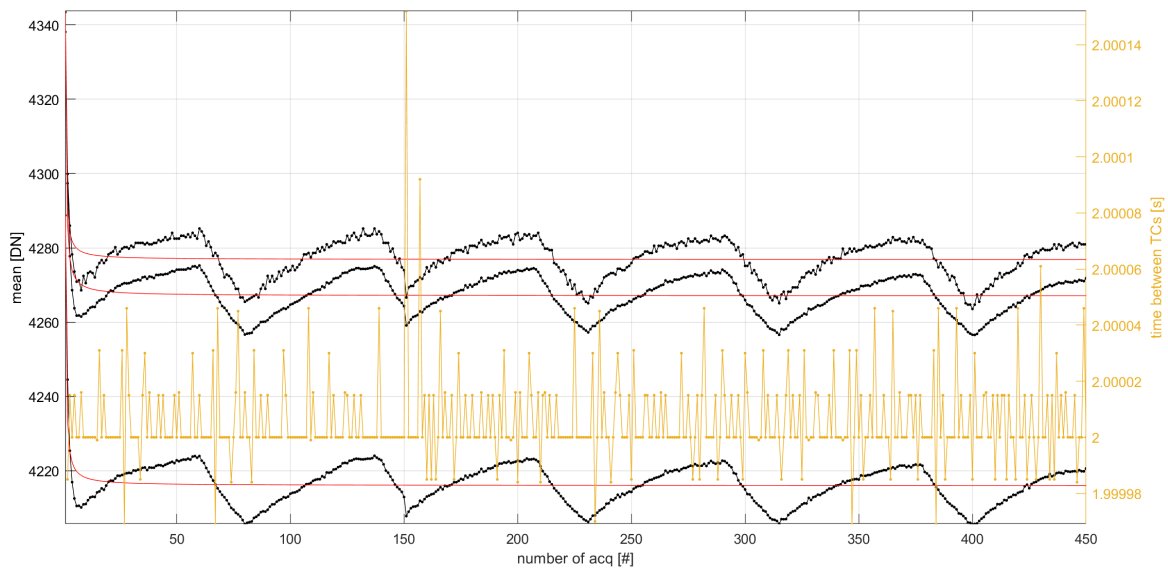



Figure 1: The figure reports the reduction in mean of the images of the test. Red lines represent the exponential curves which model by nonlinear fit each set of acquisition. Right y-axis (yellow) report the distance between each acquisition and the previous one.

It can be seen that the fluctuation of STC detector signal is still with a period around 3 minutes but its amplitude is a little increased (9 DN). The wave has a typical electrical shape.

Thermal investigation are not in planning because of the  $0.1^\circ$  resolution of TFPA1 TFPA2 (see [RD.5]) which should not allow to appreciate DC variation greater than 1% (STC -FPA increases its DC of the 10% every degree).

Finally, this issue will have no impact on the channel radiometric capabilities because of the Offset Dark Subtracion (ODS) approach reported in [RD.10] (Section 4.4).

In case of HRIC, the frames average shows that the detector fluctuation presents the same peak to peak value but with a significant (i.e., about double) increment in the oscillation period (Figure 2) with respect to the behaviour observed during the Functional Test or previous ICO#02 (see [RD.8]).

	Document	BC-SIM-TR-028 SIMBIO-SYS ICO#03 Interchannel Test Report
	Date	07/11/2022
	Issue	1
	Revision	0
	Page	12 of 13

This difference seems to be linked to the repetition time, in fact, the activation and deactivation of the STC channel seems to be non relevant for the behavior of HRIC channel.

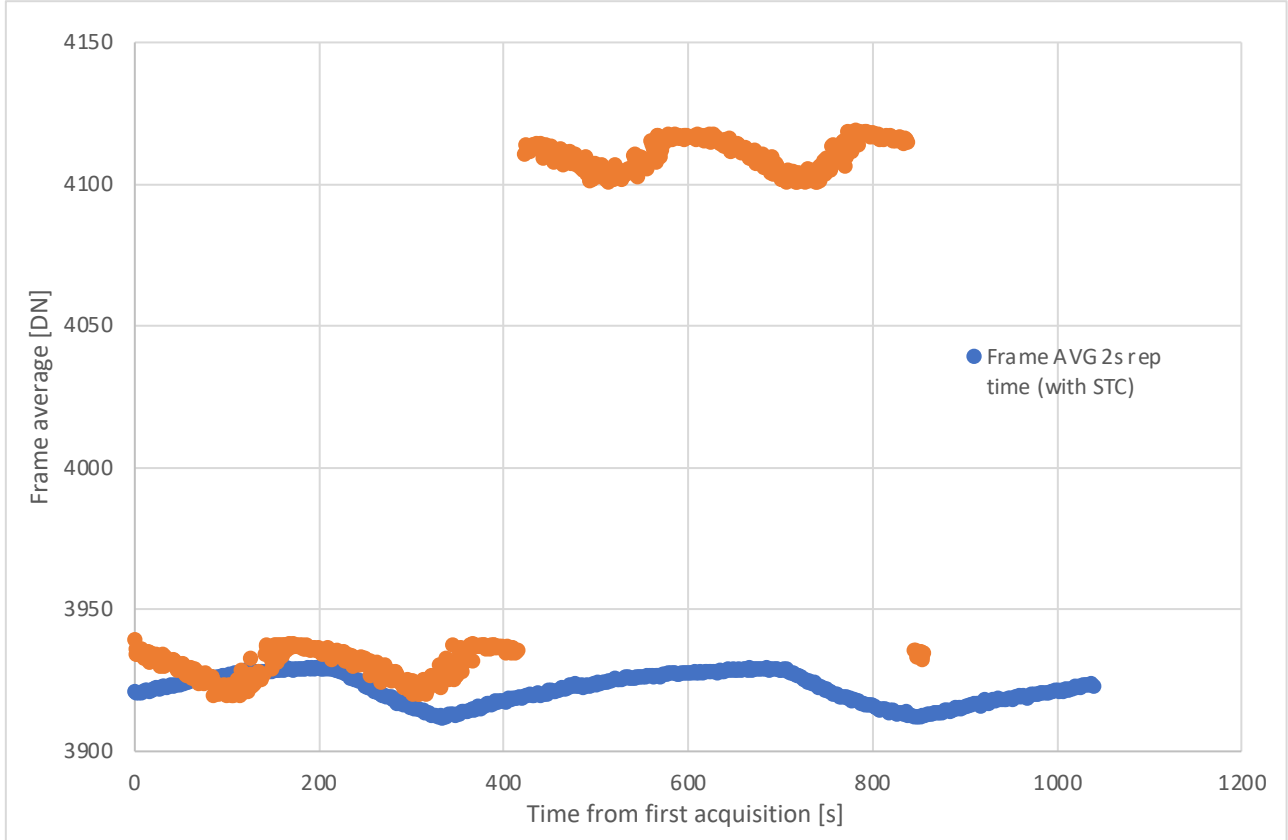


Figure 2: Comparison between functional test acquisitions (orange line) and the interchannel test ones (blue line).

Finally, to note that Detector fluctuations of the two channel seems to be not correlated (Figure 3).



Document	BC-SIM-TR-028 SIMBIO-SYS ICO#03 Interchannel Test Report
Date	07/11/2022
Issue	1
Revision	0
Page	13 of 13

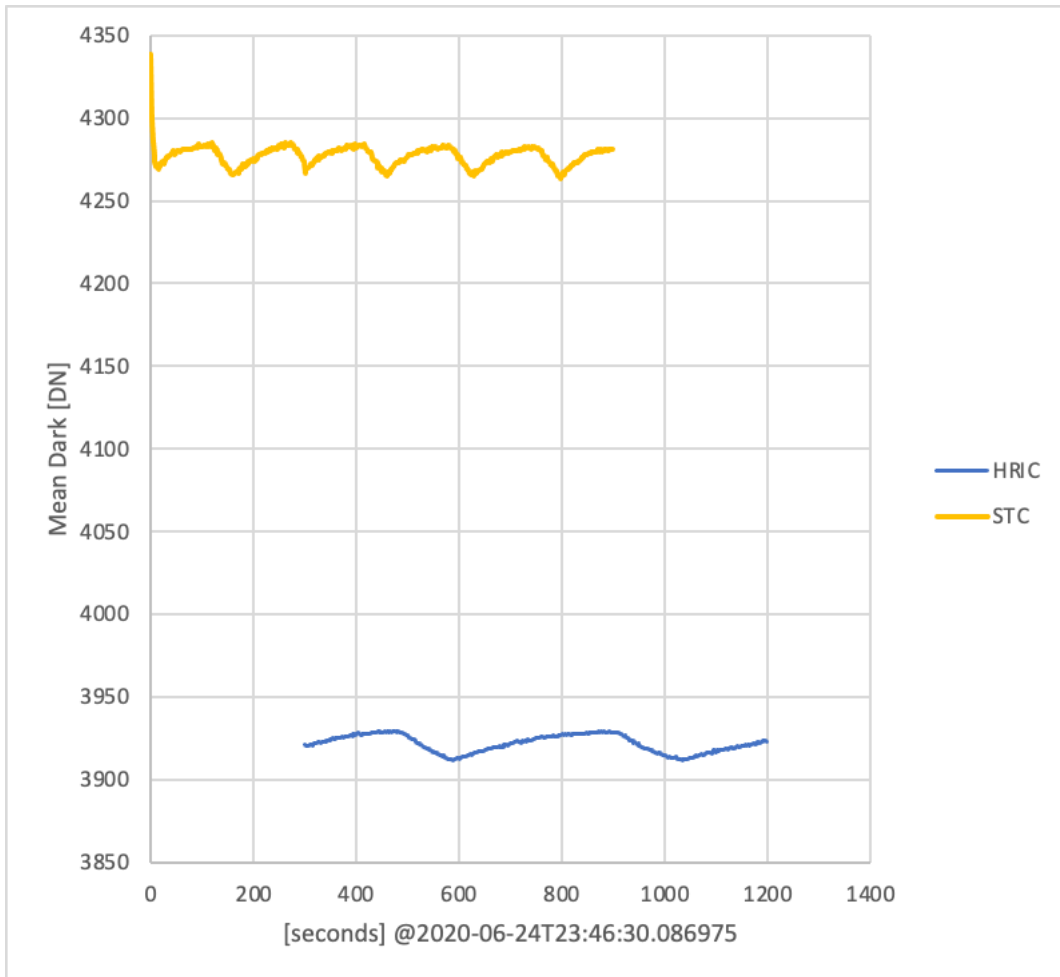


Figure 3: Time comparison between the detectors fluctuation of the cameras. The two effects are not in phase.

Anyhow, the results of the test are not conclusive and additional tests shall be performed in future ICOs.