



Publication Year	2017
Acceptance in OA	2021-02-03T10:23:57Z
Title	Search for bosonic super-WIMP interactions with the XENON100 experiment
Authors	Aprile, E., Aalbers, J., Agostini, F., Alfonsi, M., Althueser, L., Anthony, M., Arneodo, F., Barrow, P., Baudis, L., Bauermeister, B., Benabderrahmane, M. L., Berger, T., Breur, P. A., Brown, A., Brown, E., Bruenner, S., Bruno, G., Budnik, R., Bütikofer, L., Calvén, J., Capelli, C., Cardoso, J. M. R., Cichon, D., Coderre, D., Colijn, A. P., Conrad, J., Cussonneau, J. P., Decowski, M. P., de Perio, P., di Gangi, P., di Giovanni, A., Diglio, S., Eurin, G., Fei, J., Ferella, A. D., Fieguth, A., Fulgione, W., Gallo Rosso, A., Galloway, M., Gao, F., Garbini, M., Geis, C., Goetzke, L. W., Greene, Z., Grignon, C., Hasterok, C., Hogenbirk, E., Howlett, J., Itay, R., Kaminsky, B., Kazama, S., Kessler, G., Kish, A., Landsman, H., Lang, R. F., Lellouch, D., Levinson, L., Lin, Q., Lindemann, S., Lindner, M., Lombardi, F., Lopes, J. A. M., Manfredini, A., Maris, I., Marrodán Undagoitia, T., Masbou, J., Massoli, F. V., Masson, D., Mayani, D., Messina, M., Micheneau, K., Molinaro, A., Morâ, K., Murra, M., Naganoma, J., Ni, K., Oberlack, U., Pakarha, P., Pelssers, B., Persiani, R., Piastra, F., Pienaar, J., Pizzella, V., Piro, M. -C., Plante, G., Priel, N., Ramírez García, D., Rauch, L., Reichard, S., Reuter, C., Rizzo, A., Rupp, N., Dos Santos, J. M. F., Sartorelli, G., Scheibelhut, M., Schindler, S., Schreiner, J., Schumann, M., Scotto Lavina, L., Selvi, M., Shagin, P., Silva, M., Simgen, H., Sivers, M. V., Stein, A., Thers, D., Tiseni, A., TRINCHERO, GIAN CARLO, Tunnell, C., Vargas, M., Wang, H., Wang, Z., Wei, Y., Weinheimer, C., Wittweg, C., Wulf, J., Ye, J., Zhang, Y., Zhu, T., Xenon Collaboration
Publisher's version (DOI)	10.1103/PhysRevD.96.122002
Handle	http://hdl.handle.net/20.500.12386/30187
Journal	PHYSICAL REVIEW D
Volume	96

Search for Bosonic Super-WIMP Interactions with the XENON100 Experiment

E. Aprile,¹ J. Aalbers,² F. Agostini,^{3,4} M. Alfonsi,⁵ L. Althueser,⁶ F. D. Amaro,⁷ M. Anthony,¹ F. Arneodo,⁸ P. Barrow,⁹ L. Baudis,^{9,*} B. Bauermeister,¹⁰ M. L. Benabderrahmane,⁸ T. Berger,¹¹ P. A. Breur,² A. Brown,² A. Brown,⁹ E. Brown,¹¹ S. Bruenner,¹² G. Bruno,³ R. Budnik,¹³ L. Bütikofer,^{14,†} J. Calvén,¹⁰ C. Capelli,⁹ J. M. R. Cardoso,⁷ D. Cichon,¹² D. Coderre,¹⁴ A. P. Colijn,² J. Conrad,^{10,‡} J. P. Cussonneau,¹⁵ M. P. Decowski,² P. de Perio,¹ P. Di Gangi,⁴ A. Di Giovanni,⁸ S. Diglio,¹⁵ G. Eurin,¹² J. Fei,¹⁶ A. D. Ferella,¹⁰ A. Fieguth,⁶ W. Fulgione,^{3,17} A. Gallo Rosso,³ M. Galloway,⁹ F. Gao,¹ M. Garbini,⁴ C. Geis,⁵ L. W. Goetzke,¹ Z. Greene,¹ C. Grignon,⁵ C. Hasterok,¹² E. Hogenbirk,² J. Howlett,¹ R. Itay,¹³ B. Kaminsky,^{14,†} S. Kazama,^{9,§} G. Kessler,⁹ A. Kish,⁹ H. Landsman,¹³ R. F. Lang,¹⁸ D. Lellouch,¹³ L. Levinson,¹³ Q. Lin,¹ S. Lindemann,¹⁴ M. Lindner,¹² F. Lombardi,¹⁶ J. A. M. Lopes,^{7,¶} A. Manfredini,¹³ I. Maris,⁸ T. Marrodán Undagoitia,¹² J. Masbou,¹⁵ F. V. Massoli,⁴ D. Masson,¹⁸ D. Mayani,⁹ M. Messina,^{8,1} K. Micheneau,¹⁵ A. Molinaro,³ K. Morá,¹⁰ M. Murra,⁶ J. Naganoma,¹⁹ K. Ni,¹⁶ U. Oberlack,⁵ P. Pakarha,⁹ B. Pelssers,¹⁰ R. Persiani,¹⁵ F. Piastra,⁹ J. Pienaar,¹⁸ V. Pizzella,¹² M.-C. Piro,¹¹ G. Plante,¹ N. Priel,¹³ D. Ramírez García,¹⁴ L. Rauch,¹² S. Reichard,^{9,18} C. Reuter,¹⁸ A. Rizzo,¹ N. Rupp,¹² J. M. F. dos Santos,⁷ G. Sartorelli,⁴ M. Scheibelhut,⁵ S. Schindler,⁵ J. Schreiner,¹² M. Schumann,¹⁴ L. Scotto Lavina,²⁰ M. Selvi,⁴ P. Shagin,¹⁹ M. Silva,⁷ H. Simgen,¹² M. v. Sivers,^{14,†} A. Stein,²¹ D. Thers,¹⁵ A. Tiseni,² G. Trincherro,¹⁷ C. Tunnell,²² M. Vargas,⁶ H. Wang,²¹ Z. Wang,³ Y. Wei,^{16,9} C. Weinheimer,⁶ C. Wittweg,⁶ J. Wulf,⁹ J. Ye,¹⁶ Y. Zhang,¹ and T. Zhu.¹

(XENON Collaboration)**

¹Physics Department, Columbia University, New York, NY 10027, USA

²Nikhef and the University of Amsterdam, Science Park, 1098XG Amsterdam, Netherlands

³INFN-Laboratori Nazionali del Gran Sasso and Gran Sasso Science Institute, 67100 L'Aquila, Italy

⁴Department of Physics and Astrophysics, University of Bologna and INFN-Bologna, 40126 Bologna, Italy

⁵Institut für Physik & Erzellenzcluster PRISMA, Johannes Gutenberg-Universität Mainz, 55099 Mainz, Germany

⁶Institut für Kernphysik, Westfälische Wilhelms-Universität Münster, 48149 Münster, Germany

⁷LIBPhys, Department of Physics, University of Coimbra, 3004-516 Coimbra, Portugal

⁸New York University Abu Dhabi, Abu Dhabi, United Arab Emirates

⁹Physik-Institut, University of Zurich, 8057 Zurich, Switzerland

¹⁰Oskar Klein Centre, Department of Physics, Stockholm University, AlbaNova, Stockholm SE-10691, Sweden

¹¹Department of Physics, Applied Physics and Astronomy, Rensselaer Polytechnic Institute, Troy, NY 12180, USA

¹²Max-Planck-Institut für Kernphysik, 69117 Heidelberg, Germany

¹³Department of Particle Physics and Astrophysics, Weizmann Institute of Science, Rehovot 7610001, Israel

¹⁴Physikalisches Institut, Universität Freiburg, 79104 Freiburg, Germany

¹⁵SUBATECH, IMT Atlantique, CNRS/IN2P3, Université de Nantes, Nantes 44307, France

¹⁶Department of Physics, University of California, San Diego, CA 92093, USA

¹⁷INFN-Torino and Osservatorio Astrofisico di Torino, 10125 Torino, Italy

¹⁸Department of Physics and Astronomy, Purdue University, West Lafayette, IN 47907, USA

¹⁹Department of Physics and Astronomy, Rice University, Houston, TX 77005, USA

²⁰LPNHE, Université Pierre et Marie Curie, Université Paris Diderot, CNRS/IN2P3, Paris 75252, France

²¹Physics & Astronomy Department, University of California, Los Angeles, CA 90095, USA

²²Department of Physics & Kavli Institute of Cosmological Physics, University of Chicago, Chicago, IL 60637, USA

(Dated: November 2, 2017)

We present results of searches for vector and pseudo-scalar bosonic super-WIMPs, which are dark matter candidates with masses at the keV-scale, with the XENON100 experiment. XENON100 is a dual-phase xenon time projection chamber operated at the Laboratori Nazionali del Gran Sasso. A profile likelihood analysis of data with an exposure of 224.6 live days \times 34 kg showed no evidence for a signal above the expected background. We thus obtain new and stringent upper limits in the (8 – 125) keV/ c^2 mass range, excluding couplings to electrons with coupling constants of $g_{ae} > 3 \times 10^{-13}$ for pseudo-scalar and $\alpha'/\alpha > 2 \times 10^{-28}$ for vector super-WIMPs, respectively. These limits are derived under the assumption that super-WIMPs constitute all of the dark matter in our galaxy.

* laura.baudis@uzh.ch

† Also at Albert Einstein Center for Fundamental Physics, University of Bern, 3012 Bern, Switzerland

‡ Wallenberg Academy Fellow

§ kazama@physik.uzh.ch

¶ Also at Coimbra Engineering Institute, Coimbra, Portugal

** xenon@lngs.infn.it

I. INTRODUCTION

There is overwhelming evidence for the presence of dark matter in our universe. Its existence is inferred from a variety of observations, including those of the temperature fluctuations in the cosmic microwave background [1], gravitational lensing [2], mass-to-light ratio in galaxy clusters [3], and galactic rotation curves [4]. In addition, simulations of large-scale structure and galaxy formation require the presence of non-baryonic matter to reproduce the observed cosmic structures [5].

While the microscopic nature of dark matter is largely unknown, the simplest assumption which can explain all existing observations is that it is made of a new, as yet undiscovered particle [6]. Leading examples are Weakly Interacting Massive Particles (WIMPs), axions or axion-like-particles (ALPs) and sterile neutrinos. WIMPs with masses in the GeV range, as well as axions/ALPs are examples for Cold Dark Matter (CDM), while sterile neutrinos with masses at the keV-scale are an example for Warm Dark Matter (WDM). While CDM particles were non-relativistic at the time of their decoupling from the rest of the particles in the early universe, WDM particles remain relativistic for longer, retaining a larger velocity dispersion and more easily free-streaming out from small-scale perturbations. Astrophysical and cosmological observations constrain the mass of WDM to be larger than $\sim 3 \text{ keV}/c^2$ [7, 8], with a more recent lower limit from Lyman- α forest data being 5.3 keV [9].

A large number of experiments aim to observe axions/ALPs and WIMPs: directly, indirectly, or via production at the LHC [10]. Direct detection experiments, which look for low energy nuclear recoils produced in collisions of WIMPs with atomic nuclei feature low energy thresholds, large detector masses and ultra-low backgrounds [11, 12]. Such experiments can thus also observe other type of particles, with non-vanishing couplings to electrons. Among these, bosonic super-WIMPs [13] are an example for WDM. These particles, with masses at the keV-scale, could couple electromagnetically to Standard Model particles via the axio-electric effect, which is an analogous process to the photoelectric effect, and thus be detected in direct detection experiments [13].

In this study we present a search for vector and pseudoscalar bosonic super-WIMPs with the XENON100 detector. The super-WIMPs can be absorbed in liquid xenon (LXe) and the expected signature is a mono-energetic peak at the super-WIMP's rest mass. We have presented first results on pseudoscalar bosonic super-WIMPs, or axion-like particles, in ref. [14]. In this analysis we include two major improvements: we extend the mass range up to $125 \text{ keV}/c^2$ and we improve the energy resolution by employing both scintillation and ionisation signals to determine the energy scale and resolution of the XENON100 detector.

This paper is organised as follows. We describe the main features of the XENON100 experiment in section II,

after which we briefly review the expected signal and rates in a dark matter detector in section III. We detail the data analysis methods in section IV and present our main findings in section V, together with a discussion of their implications.

II. THE XENON100 DETECTOR

Located at the Laboratori Nazionali del Gran Sasso (LNGS), the XENON100 experiment operates a dual-phase (liquid and gas) xenon time projection chamber (TPC). The detector contains 161 kg of LXe in total, with 62 kg in the active region of the TPC. A total of 178 1-inch square, low-radioactivity, UV-sensitive photomultiplier tubes (PMTs) arranged in two arrays, one in the liquid and one in the gas, detect the prompt scintillation (S1) and the delayed, proportional scintillation signal (S2) arising when a particle interacts in the TPC. The ionisation electrons are drifted via an electric field of 530 V/cm to the liquid-gas boundary and extracted in the vapour phase via a $\sim 12 \text{ kV/cm}$ field, where proportional scintillation is produced. The three-dimensional position of the original interaction site is reconstructed via the time difference between the S1 and S2 signal (z -position, with a 1σ resolution $< 0.3 \text{ mm}$), and by exploiting the S2 light pattern in the top PMT array ((x, y) -position, with a 1σ resolution $< 3 \text{ mm}$). This enables us to reject a large fraction of background events via fiducial volume cuts and selection of single-scatters [15]. A 4 cm thick, 99 kg LXe, layer surrounds the TPC and is observed by 64 1-inch square PMTs, allowing us to reject events with energy depositions in this active LXe region. Finally, nuclear recoils (NRs) induced by fast neutrons and WIMP-nucleus scatters, and electronic recoils (ERs), produced by β and γ -rays, as well as axions, can be distinguished based on their (S2/S1)-ratio.

The XENON100 experiment, described in detail in [15], has delivered competitive constraints on spin-independent [16, 17] and spin-dependent [17, 18] WIMP-nucleus scatters, on solar axions and galactic ALPs [14], as well as on leptophilic dark matter models [19–21]. In this analysis, we use the RunII science data, with 224.6 live days of data taking and 34 kg of LXe in the fiducial region, to search for signatures from bosonic super-WIMPs in the mass range $(8 - 125) \text{ keV}/c^2$ in the ER spectrum. A previous search in LXe was conducted by XMASS, constraining the mass range $(40 - 120) \text{ keV}/c^2$ [22], and recent searches for axions/ALPs were conducted by LUX [23] and PandaX-II [24].

III. EXPECTED SIGNAL

Viable models for super-WIMPs as dark matter candidates result in vector and pseudo-scalar particles [13]. The expected interaction rates in a detector are obtained by convoluting the absorption cross section with the ex-

pected flux of these particles. The absorption cross section σ_{abs} for vector super-WIMPs can be written in terms of the cross section for photon absorption via the photoelectric effect σ_{pe} , with the photon energy ω replaced by the mass of the vector boson m_v :

$$\frac{\sigma_{abs}v}{\sigma_{pe}(\omega = m_v)c} \simeq \frac{\alpha'}{\alpha}, \quad (1)$$

where v is the incoming velocity of the vector boson, c is the velocity of light, α and α' are the fine structure constant, and its vector boson equivalent, respectively.

For pseudo-scalar super-WIMPs, the relation between the two cross sections is as follows:

$$\frac{\sigma_{abs}v}{\sigma_{pe}(\omega = m_a)c} \simeq \frac{3m_a^2}{4\pi\alpha f_a^2}, \quad (2)$$

where m_a is the mass of the pseudo-scalar particle, and f_a is a dimensional coupling constant.

Assuming that super-WIMPs are non-relativistic, and that their local density is 0.3 GeV/cm^3 [25], the interaction rate in a direct detection experiment can be expressed as [13]:

$$R \simeq \frac{4 \times 10^{23}}{A} \frac{\alpha'}{\alpha} \left(\frac{\text{keV}}{m_v} \right) \left(\frac{\sigma_{pe}}{\text{b}} \right) \text{kg}^{-1} \text{d}^{-1}, \quad (3)$$

and

$$R \simeq \frac{1.29 \times 10^{19}}{A} g_{ae}^2 \left(\frac{m_a}{\text{keV}} \right) \left(\frac{\sigma_{pe}}{\text{b}} \right) \text{kg}^{-1} \text{d}^{-1}, \quad (4)$$

for vector and pseudo-scalar super-WIMPs, respectively. $g_{ae} = 2m_e f_a^{-1}$ is the axio-electric coupling, m_e is the mass of the electron, and A is the atomic number of the target atom.

With equations 3 and 4, we can predict the interaction rate in XENON100, assuming a range of coupling constants, and an exposure of $34 \text{ kg} \times 224.6$ live days, as shown in figures 1 and 2 for vector and pseudo-scalar super-WIMPs, respectively. The structures observed around 35 keV , as well as at lower energies are due to an increase in the cross section of the photoelectric effect in xenon at these energies, when new atomic energy levels are excited [26].

IV. DATA ANALYSIS

We perform this analysis using XENON100 Run II science data, with 224.6 live days of data and 34 kg of LXe in the fiducial region. Our data selection and treatment is similar to the one described in [14], with a few differences, to be detailed below. In particular, this is the first analysis of the XENON100 electronic recoil data that extends up to an energy of 140 keV . The overall background in

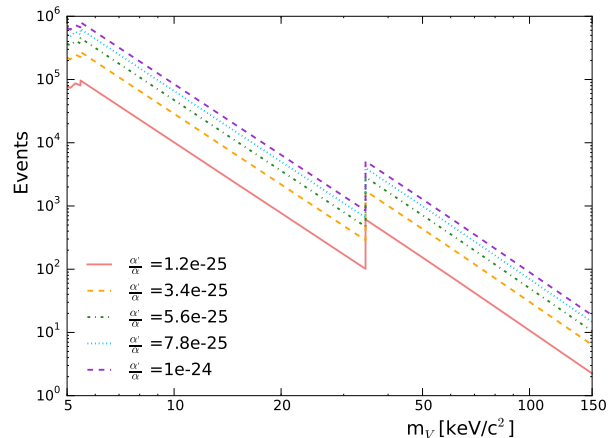


FIG. 1. Predicted total number of events, assuming an infinite energy resolution, for vector super-WIMPs in XENON100 as a function of mass for a range of coupling constants. The assumed exposure is $34 \text{ kg} \times 225$ live days of data.

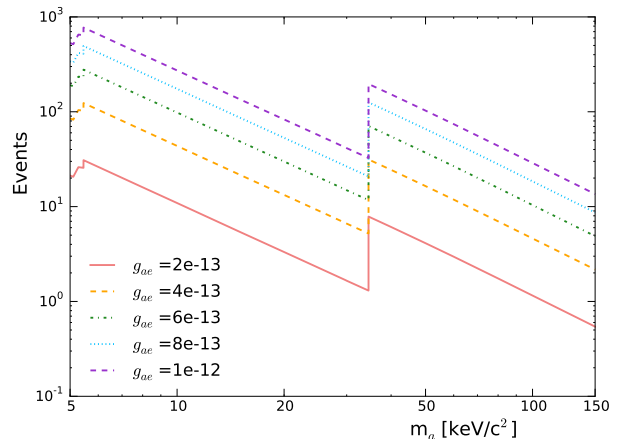


FIG. 2. Predicted total number of events, assuming an infinite energy resolution, for pseudo-scalar super-WIMPs in XENON100 as a function of mass for a range of coupling constants. The assumed exposure is $34 \text{ kg} \times 225$ live days of data.

the low-energy region is $5.3 \times 10^{-3} \text{ events}/(\text{kg d keV})$ and it is flat in shape, because it is dominated by Compton scatters of high-energy gammas originating from the radio-activity of detector materials [27].

A. Event selection and signal region

An interaction in the LXe-TPC gives rise to an S1 and a correlated S2 signal with a certain number of photoelectrons (PE) observed by the photosensors. To select valid events, we apply event selection criteria as described in [14]. These include basic data quality selection criteria, single-scatter and fiducial volume selection, and

signal consistency checks. Furthermore, we use position-corrected S1 and S2 quantities as detailed in [15] and [28]. In contrast with [14], we determine the energy deposition of an interaction in LXe by using a linear combination of the prompt and delayed scintillation light signals, where we employ the S2 signal detected by the bottom PMT arrays only ($S2_b$), due to smaller required corrections. This energy scale improves our energy resolution (at $1-\sigma$) from 14%, based on S1-only, to 5.7% at an energy of ~ 100 keV [15].

The combined acceptance of all applied event selection criteria, evaluated on calibration data acquired with ^{60}Co and ^{232}Th sources, is shown in figure 3. This acceptance, around 80%, is rather flat in energy above ~ 15 keV, below which it decreases to reach 53% at 5 keV.

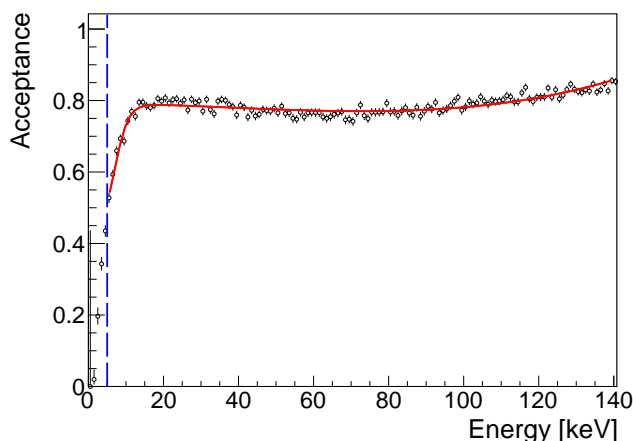


FIG. 3. Calculated acceptance ϵ to electronic recoils (black dots) of all the event selection criteria as a function of energy, along with a fit (red curve) to the distribution. The energy threshold employed in this analysis (5 keV) is shown by the vertical dashed line.

The background events in the region of interest are predominantly due to interactions of γ -rays from decays of radioactive isotopes in the detector materials, yielding low-energy Compton-scatters, and from β -decays of the ^{222}Rn and ^{85}Kr isotopes distributed in the liquid xenon [27]. To model the expected shape of the background distribution in the region of interest, we employ calibration data acquired with ^{60}Co and ^{232}Th sources. The spectral shape is parameterised with a modified Fermi function, as shown in figure 4, together with the calibration data.

B. Statistical Method

A profile likelihood analysis is employed to constrain the coupling constants g_{ae} and α'/α , as described in [29, 30]. The full likelihood function is given by

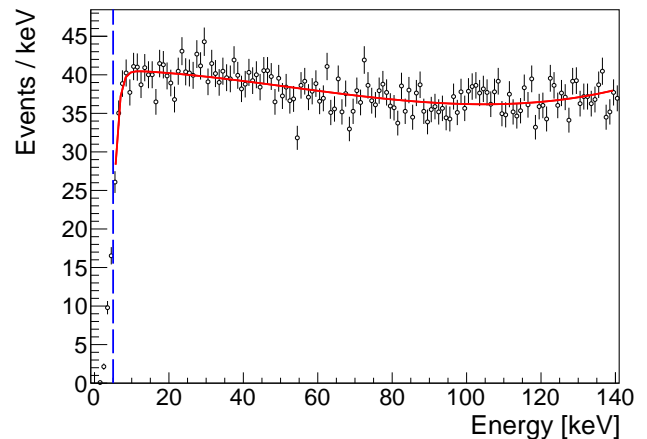


FIG. 4. Background model $N_b \times f_b$ (red line) scaled to the correct exposure. The model is based on ^{60}Co and ^{232}Th calibration data (black dots) and used in Eq. 5. The energy threshold of 5 keV is shown by the vertical dashed line.

$$\mathcal{L}((g_{ae}, \alpha'/\alpha), N_b) = \text{Pois}(N|N_s + N_b) \prod_{i=1}^N \frac{N_s f_s(E_i) + N_b f_b(E_i)}{N_s + N_b}, \quad (5)$$

where the parameters of interest are g_{ae} or α'/α and N_b and N_s are the expected number of background and signal events in the search region, respectively. N_b is considered as nuisance parameter, N_s is a function of the coupling constant, and the functions f_b and f_s are the background and signal probability distribution functions. N is the total number of observed events and E_i corresponds to the energy of the i th event. We model the expected event rate at a given energy with a Gaussian smeared with the energy resolution of the detector and multiplied by the total acceptance of the data selection criteria, shown in figure 3.

Our selected region of interest extends from 5 keV to 140 keV. The lower bound is chosen such as to have $>50\%$ acceptance of the data selection criteria, as mentioned above. The upper bound is given by the width of the 164 keV line from $^{131\text{m}}\text{Xe}$ decays, present in both calibration and physics data due to the activation of xenon during an AmBe neutron calibration. The relative resolution at this energy is 4.6%, and we consider the region up to $3-\sigma$ to the left of the peak.

For each considered mass m_a of the bosonic super-WIMP, the $\pm 2-\sigma$ -region, as determined by the energy resolution at the given energy, is blinded. The number of events outside of this region is then used to scale the background model f_b shown in figure 4, and thus to predict the number of expected background events in the signal region. Since the $\pm 2-\sigma$ window must not exceed the search region between (5 – 140) keV, the range of bosonic super-WIMP masses is restricted to (8 – 125) keV. We use

the CL_s prescription [31] to protect against overly constrained parameters due to downward fluctuations in the background.

V. RESULTS

Figure 5 shows the distribution of events in the region of interest, together with the expected signal for different pseudo-scalar super-WIMP masses and an assumed coupling of $g_{ae} = 1 \times 10^{-12}$. We also assume that these particles constitute all the dark matter in our galaxy, with a local density of 0.3 GeV/cm^3 . The widths of the mono-energetic signals are given by the energy resolution of the detector, in combined energy scale, at the given S1 and S2_b signal size.

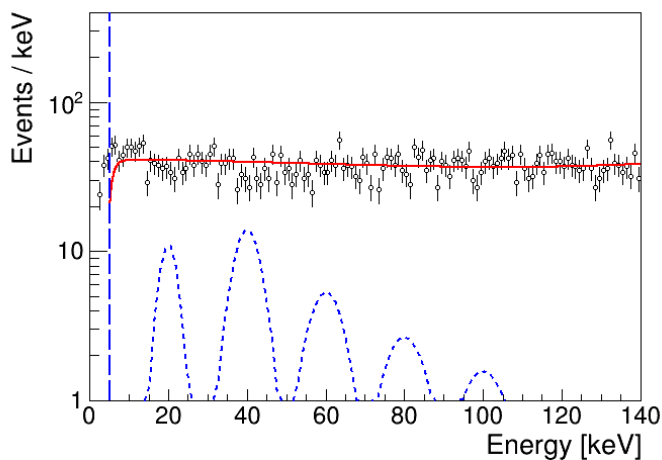


FIG. 5. Distribution of events (black dots with error bars) in the super-WIMP search region between (5 – 140) keV. The background model (red curve) along with the expected signal for various pseudo-scalar super-WIMP masses (20, 40, 60, 80 and 100 keV) and a coupling of $g_{Ae} = 1 \times 10^{-12}$ (blue dashed peaks) is also shown. The vertical dashed line indicated the energy threshold in this analysis.

Our data are compatible with the background only hypothesis, and no excess above the predicted background is observed.

Figure 6 shows the 90% C.L. exclusion limit for pseudo-scalar (top panel) and vector (bottom panel) super-WIMPs. Our $1\text{-}\sigma$ ($2\text{-}\sigma$) expected sensitivity is shown by the dark (light) blue bands. The step in sensitivity around $35 \text{ keV}/c^2$ is due to an increase in the photoelectric cross section as new atomic energy levels are excited. We compare these results with those obtained by the XMASS-I [22], LUX [23] and the Majorana Demonstrator [32] experiments. While the XMASS-I constraints are more stringent in the mass region above $50 \text{ keV}/c^2$, our results improve upon these at lower masses, and in particular extend the excluded mass region down to $8 \text{ keV}/c^2$. Our results are comparable to those of the Majorana Demonstrator in the mass range $\sim (12 - 32) \text{ keV}/c^2$, but

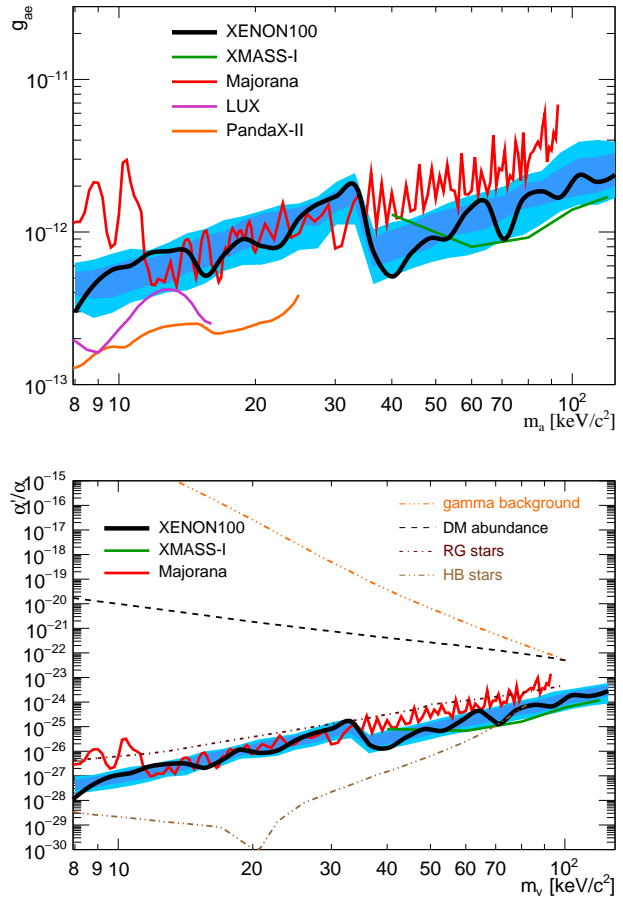


FIG. 6. The XENON100 upper limits, at 90% C.L., on the coupling of pseudo-scalar (top) and vector (bottom) super-WIMPs as a function of particle mass. The $1\text{-}\sigma$ ($2\text{-}\sigma$) expected sensitivity is shown by the dark (light) blue bands. We compare our limits to the results obtained by the XMASS-I [22] (green), LUX [23] (magenta), PandaX-II [24] (orange) and Majorana Demonstrator [32] (red) experiments, as well as with astrophysical constraints from the gamma background, the dark matter abundance, red giant stars and horizontal branch stars (dashed and dash-dotted) [13] for the case of the vector super-WIMP.

more stringent at higher masses. Finally, LUX presents the most constraining limit at masses of the pseudoscalar particle below $16 \text{ keV}/c^2$.

The observed fluctuations in our limit are caused by statistical fluctuations in the background (see figure 5). Due to the expected mono-energetic shape of the signal, the limit is very sensitive to such fluctuations. We have also studied the impact of systematic uncertainties on the analysis. In particular, we have considered the impact of varying the overall event selection acceptance, the energy resolution, as well as the energy scale. The combined effect of all systematic uncertainties changes the final result by around 10%, however this contribution is small compared to our statistical uncertainty that is accounted for

in the profile likelihood analysis.

XENON100 thus sets new and stringent upper limits in the $(8 - 125) \text{ keV}/c^2$ mass range. At 90% C.L. it excludes couplings to electrons $g_{ae} > 3 \times 10^{-13}$ for pseudo-scalar super-WIMPs and $\alpha'/\alpha > 2 \times 10^{-28}$ for vector super-WIMPs. These limits are derived under the assumption that super-WIMPs constitute all of the galactic dark matter.

ACKNOWLEDGEMENTS

We gratefully acknowledge support from the National Science Foundation, Swiss National Science Foundation, Deutsche Forschungsgemeinschaft, Max Planck Gesellschaft, German Ministry for Education and Research, Netherlands Organisation for Scientific Research, Weizmann Institute of Science, I-CORE, Initial Training Network Invisibles (Marie Curie Actions, PITNGA-2011-289442), Fundacao para a Ciencia e a Tecnologia, Region des Pays de la Loire, Knut and Alice Wallenberg Foundation, Kavli Foundation, and Istituto Nazionale di Fisica Nucleare. We are grateful to Laboratori Nazionali del Gran Sasso for hosting and supporting the XENON project.

-
- [1] P. A. R. Ade *et al.* (Planck), *Astron. Astrophys.* **571**, A16 (2014), arXiv:1303.5076 [astro-ph.CO].
 - [2] N. Kaiser and G. Squires, *Astrophys. J.* **404**, 441 (1993).
 - [3] F. Zwicky, *Helv. Phys. Acta* **6**, 110 (1933), [Gen. Rel. Grav.41,207(2009)].
 - [4] V. C. Rubin and W. K. Ford, Jr., *Astrophys. J.* **159**, 379 (1970).
 - [5] C. S. Frenk and S. D. M. White, *Annalen Phys.* **524**, 507 (2012), arXiv:1210.0544 [astro-ph.CO].
 - [6] *Nature Physics* **Volume 13, Number 3** (2017).
 - [7] K. Markovi and M. Viel, *Publ. Astron. Soc. Austral.* **31**, e006 (2014), arXiv:1311.5223 [astro-ph.CO].
 - [8] A. Lapi and L. Danese, *JCAP* **1509**, 003 (2015), arXiv:1508.02147 [astro-ph.CO].
 - [9] V. Irsic *et al.*, *Phys. Rev.* **D96**, 023522 (2017), arXiv:1702.01764 [astro-ph.CO].
 - [10] L. Baudis, *Annalen Phys.* **528**, 74 (2016), arXiv:1509.00869 [astro-ph.CO].
 - [11] T. Marrodan Undagoitia and L. Rauch, *J. Phys.* **G43**, 013001 (2016), arXiv:1509.08767 [physics.ins-det].
 - [12] L. Baudis, *J. Phys.* **G43**, 044001 (2016).
 - [13] M. Pospelov, A. Ritz, and M. B. Voloshin, *Phys. Rev.* **D78**, 115012 (2008), arXiv:0807.3279 [hep-ph].
 - [14] E. Aprile *et al.* (XENON100), *Phys. Rev.* **D90**, 062009 (2014), arXiv:1404.1455 [astro-ph.CO].
 - [15] E. Aprile *et al.* (XENON100), *Astropart. Phys.* **35**, 573 (2012), arXiv:1107.2155 [astro-ph.IM].
 - [16] E. Aprile *et al.* (XENON100), *Phys. Rev. Lett.* **109**, 181301 (2012), arXiv:1207.5988 [astro-ph.CO].
 - [17] E. Aprile *et al.* (XENON100), *Phys. Rev.* **D94**, 122001 (2016), arXiv:1609.06154 [astro-ph.CO].
 - [18] E. Aprile *et al.* (XENON100), *Phys. Rev. Lett.* **111**, 021301 (2013), arXiv:1301.6620 [astro-ph.CO].
 - [19] E. Aprile *et al.* (XENON100), *Science* **349**, 851 (2015), arXiv:1507.07747 [astro-ph.CO].
 - [20] E. Aprile *et al.* (XENON100), *Phys. Rev. Lett.* **115**, 091302 (2015), arXiv:1507.07748 [astro-ph.CO].
 - [21] E. Aprile *et al.* (XENON), *Phys. Rev. Lett.* **118**, 101101 (2017), arXiv:1701.00769 [astro-ph.CO].
 - [22] K. Abe *et al.* (XMASS), *Phys. Rev. Lett.* **113**, 121301 (2014), arXiv:1406.0502 [astro-ph.CO].
 - [23] D. S. Akerib *et al.* (LUX), *Phys. Rev. Lett.* **118**, 261301 (2017), arXiv:1704.02297 [astro-ph.CO].
 - [24] C. Fu *et al.* (PandaX), (2017), arXiv:1707.07921 [hep-ex].
 - [25] A. M. Green, *J. Phys.* **G44**, 084001 (2017), arXiv:1703.10102 [astro-ph.CO].
 - [26] W. J. Veigele, *Print-89-0854* (1973).
 - [27] E. Aprile *et al.* (XENON100), *Phys. Rev.* **D83**, 082001 (2011), [Erratum: *Phys. Rev.* **D85**, 029904(2012)], arXiv:1101.3866 [astro-ph.IM].
 - [28] E. Aprile *et al.* (XENON100), *Astropart. Phys.* **54**, 11 (2014), arXiv:1207.3458 [astro-ph.IM].
 - [29] G. Cowan, K. Cranmer, E. Gross, and O. Vitells, *Eur. Phys. J.* **C71**, 1554 (2011), [Erratum: *Eur. Phys. J.* **C73**, 2501(2013)], arXiv:1007.1727 [physics.data-an].
 - [30] E. Aprile *et al.* (XENON100), *Phys. Rev.* **D84**, 052003 (2011), arXiv:1103.0303 [hep-ex].
 - [31] A. L. Read, in *Workshop on confidence limits, CERN, Geneva, Switzerland, 17-18 Jan 2000: Proceedings* (2000) pp. 81–101.
 - [32] N. Abgrall *et al.* (Majorana), *Phys. Rev. Lett.* **118**, 161801 (2017), arXiv:1612.00886 [nucl-ex].