



Publication Year	2019
Acceptance in OA	2020-12-02T12:40:47Z
Title	De re metallica: the cosmic chemical evolution of galaxies
Authors	Maiolino, Roberto, MANNUCCI, FILIPPO
Publisher's version (DOI)	10.1007/s00159-018-0112-2
Handle	http://hdl.handle.net/20.500.12386/28626
Journal	THE ASTRONOMY AND ASTROPHYSICS REVIEW
Volume	27



De re metallica: the cosmic chemical evolution of galaxies

R. Maiolino^{1,2} · F. Mannucci³

Received: 9 July 2018 / Published online: 4 February 2019
© The Author(s) 2019

Abstract

The evolution of the content of heavy elements in galaxies, the relative chemical abundances, their spatial distribution, and how these scale with various galactic properties, provide unique information on the galactic evolutionary processes across the cosmic epochs. In recent years major progress has been made in constraining the chemical evolution of galaxies and inferring key information relevant to our understanding of the main mechanisms involved in galaxy evolution. In this review we provide an overview of these various areas. After an overview of the methods used to constrain the chemical enrichment in galaxies and their environment, we discuss the observed scaling relations between metallicity and galaxy properties, the observed relative chemical abundances, how the chemical elements are distributed within galaxies, and how these properties evolve across the cosmic epochs. We discuss how the various observational findings compare with the predictions from theoretical models and numerical cosmological simulations. Finally, we briefly discuss the open problems and the prospects for major progress in this field in the nearby future.

Keywords Galaxy metallicity · Chemical abundances · Galaxy evolution · Galaxy formation

Abbreviations

4MOST	4-metre Multi-Object Spectroscopic Telescope (ESO, de Jong et al. 2016)
AAS	American Astronomical Society
AD	Abundance discrepancy

✉ R. Maiolino
r.maiolino@mrao.cam.ac.uk

F. Mannucci
filippo.mannucci@inaf.it

¹ Cavendish Laboratory, University of Cambridge, 19 J. J. Thomson Ave., Cambridge CB3 0HE, UK

² Kavli Institute for Cosmology, University of Cambridge, Madingley Road, Cambridge CB3 0HA, UK

³ INAF-Osservatorio Astrofisico di Arcetri, Largo E. Fermi 5, 50125 Florence, Italy

AGB	Asymptotic giant branch
AGN	Active galactic nucleus
ALMA	Atacama Large Millimeter Array
APOGEE	APO Galactic Evolution Experiment (SDSS, Majewski et al. 2017)
BLR	Broad-line region
BH	Black hole
BPT	Baldwin–Phillips–Terlevich
BSG	Blue supergiant stars
CALIFA	Calar Alto Legacy Integral Field spectroscopy Area survey (Sánchez et al. 2012)
CC	Core-collapse (supernovae)
CCD	Charge-coupled device
CEL	Collisionally-excited lines
CEMP	Carbon-enhanced metal-poor stars
CGM	Circumgalactic medium
DIG	Diffused ionized gas
DLA	Damped Lyman- α system
E-ELT	European extremely large telescope
ELR	Extended narrow line region
ERIS	Enhanced Resolution Imager and Spectrograph (Davies et al. 2018)
ESA	European space agency
ESO	European Southern Observatory
ETG	Early-type galaxy
EW	Equivalent width
FMR	Fundamental metallicity relation
GP	Green peas
GMT	Giant magellan telescope
GRB	Gamma-ray burst
GALAH	Galactic Archeology with HERMES (Anglo-Australian Telescope, De Silva et al. 2015)
ICM	Intracluster medium
IFU	Integral field unit
IGM	intergalactic medium
IMF	Initial mass function
IR	Infrared
ISM	Interstellar medium
JAXA	Japan Aerospace Exploration Agency
JWST	James Webb Space Telescope
LAG	Lyman- α galaxies
LIER	Low ionization emission line region
LINER	Low ionization nuclear emission line region
LLS	Lyman-limit systems
LMC	Large magellanic cloud
MaNGA	Mapping nearby galaxies at APO (Bundy et al. 2015)
MOONS	Multi object optical and near-infrared spectrograph (ESO-VLT, Cirasuolo et al. 2012)

MSSF	Main sequence of star formation
MUSE	Multi unit spectroscopic explorer (ESO-VLT, Bacon et al. 2010)
MW	Milky Way
MZR	Mass–metallicity relation
NASA	National Aeronautics and Space Administration
NOEMA	Northern Extended Millimeter Array (IRAM)
NLR	Narrow-line region
PCA	Principal component analysis
PDR	Photo-dissociation regions
PFS	Prime-Focus Spectrograph (Subaru, Tamura et al. 2016)
PN	Planetary Nebula
QSO	Quasi-stellar object
RAVE	Radial velocity experiment (Australian Astron. Obs., Steinmetz et al. 2006)
RL	Recombination lines
RSG	Red supergiant stars
SAM	Semi-analytic model
SAMI	Sydney-AAO Multi-object Integral field spectrograph (Galaxy Survey) (Bryant et al. 2015)
SDSS	Sloan digital sky survey
SEGUE	Sloan extension for galactic understanding and exploration (Yanny et al. 2009)
SFR	Star formation rate
sSFR	Specific star formation rate
SKA	Square-kilometre array
SN	Supernovae
S/N	Signal-to-noise ratio
SNR	Supernova remnant
SPICA	Space Infrared Telescope for Cosmology and Astrophysics (Roelfsema et al. 2018)
SSP	Single stellar population
TMT	Thirty-Meter Telescope
ULIRG	Ultra luminous infrared galaxy
UV	Ultraviolet
VISTA	Visible and Infrared Survey Telescope for Astronomy (ESO)
VLT	Very large telescope (ESO)
WEAVE	Wide-field multi-object spectrograph for WHT (Dalton 2016)
WHIM	Warm–hot intergalactic medium
WHT	William Herschel telescope
XMP	Extremely metal poor galaxies
XRISM	X-ray Imaging and Spectroscopy Mission

Contents

1	Introduction	5
1.1	Expressing metallicity and chemical abundances	6
1.2	The origin of the elements	7
2	Measuring metallicities of stellar populations	10
2.1	Rest-frame optical spectra	11
2.2	UV spectra	12
3	Measuring metallicity and chemical abundances of the gaseous phase	14
3.1	Direct method based on electron temperature	14
3.2	Abundances from metal recombination lines	17
3.3	Photoionization models	17
3.4	Comparison among the different methods	20
3.5	Strong line calibrations	23
3.5.1	Strong line calibrations: optical lines	24
3.5.2	Strong line calibrations: UV lines	30
3.5.3	Strong line calibrations: far-infrared lines	31
3.5.4	Excitation source and BPT diagrams	32
3.6	Interstellar and intergalactic absorption lines	37
3.7	Chemical abundances from X-ray spectroscopy	40
3.8	Dust depletion	41
4	The landscape of galaxy chemical evolution models	42
4.1	Numerical simulations	44
4.2	Semi-analytic models (SAMs)	45
4.3	Analytical models	46
5	Metallicity scaling relations in galaxies	47
5.1	The mass–metallicity relation (MZR)	48
5.1.1	Stellar metallicity	48
5.1.2	Gas-phase metallicity	51
5.1.3	Interpreting the MZR	53
5.1.4	Redshift evolution of the MZR	54
5.1.5	Effective yields	58
5.1.6	The mass–metallicity relation of DLAs and GRB host galaxies	59
5.1.7	Other classes of galaxies	62
5.2	The dependence of metallicity on SFR and gas fraction	63
5.2.1	Redshift evolution of the FMR	66
5.2.2	Origin of the FMR	69
5.2.3	The relation between metallicity and gas fraction	72
5.3	Metallicity dependence on environment	72
5.4	Metallicity dependence on other physical properties	74
6	Metallicity gradients in galaxies	75
6.1	Overall properties of metallicity gradients in galaxy discs	75
6.2	Statistical properties of galactic discs metallicity gradients	78
6.3	Galactic disk outskirts	80
6.4	Spatially resolved scaling relations	81
6.5	Interacting galaxies	83
6.6	Stellar metallicity gradients	83
6.7	Metallicity gradients at high redshift	85
6.8	Metallicity gradients models	89
6.9	Summary of metallicity gradients in galaxies	91
7	Relative chemical abundances	92
7.1	The Milky Way	92
7.2	Local galaxies	96
7.2.1	α/Fe	96
7.2.2	N/O	100
7.2.3	C/O	105
7.3	High redshift and the very low metallicity regime	107

8	Metallicity and chemical abundances in AGN	113
9	Metal budget	118
10	Conclusions	121
10.1	Summary	121
10.2	Open issues	124
10.3	Future prospects	125
	References	127

1 Introduction

The evolution of the chemical properties of stellar populations and of the interstellar and intergalactic medium across the cosmic epochs provides unique information on the evolutionary processes driving the formation and evolution of galaxies. Theory and cosmological simulations give a relatively simple scenario on how dark matter evolve from the primeval perturbations, forming dark matter halos and large scale structures that accrete within their gravitational potential (e.g., Springel et al. 2018). However, the evolution of the baryonic component is much more complex as baryons interact with radiation and are subject to dissipative processes. The evolution of the baryonic component and how this results into the formation of stars and in the properties of galaxies as we see them in the local universe and across the cosmic epochs, has been subject to numerous models and cosmological simulations, which use different prescriptions and assumptions. The investigation of the evolution of the content of chemical elements provides tight constraints on such models. Indeed, the content of metals gives a measure of not only the integrated star formation in galaxies, but also on the fraction of metals lost through outflows and stripping. The metallicity, i.e., the content of metals relative to hydrogen and helium, is also sensitive to dilution resulting from inflow of pristine gas. Therefore, the investigation of the metal content and of the metallicity in galaxies provides truly crucial information on the key mechanisms involved in the evolution of galaxies. In addition, different chemical elements are enriched on different timescales by different populations of stars; therefore, the relative abundance of elements enables us to obtain unique constraints on the star formation history and on the late stages of the evolutions of single and multiple stars, stages which dominate the production of heavy elements.

The analysis of the metallicity and chemical abundances on spatially resolved scales (gradients) gives additional information on the processes that have regulated the growth and assembly of galaxies (e.g., inside-out or outside-in formation and/or quenching), as well as information on other internal phenomena such as galactic fountains, stellar migration and radial gas inflows.

Major advances of several observational techniques and the advent of new major observing facilities have recently enabled astronomers to probe the chemical evolution in the early cosmic epochs, by directly probing the early enrichment process of galaxies and of the intergalactic/circumgalactic medium, hence setting tight constraints on the models of early galaxy formation.

In this review we primarily provide an overview of the chemical properties of galaxies in the local universe and at high-redshift from an observational perspective, but by also discussing how such properties give important constraints on the galaxy

evolutionary processes, including extensive comparisons with theoretical models and numerical simulations.

We will generally discuss the overall statistical properties of galaxies rather than focusing on individual galaxies, although we will unavoidably open some themes by quickly discussing the Milky Way (MW) or some nearby well-studied targets.

In the first part we also give a more technical overview of the methods, definitions and techniques adopted to measure the metallicity and chemical enrichment in stellar populations and in the interstellar medium, also discussing the strengths and weaknesses of the various methods. A large fraction of the review will be dedicated to the metallicity scaling relations, i.e., the trends of the stellar/gas metallicity with other galaxy properties, such as mass, star formation rate, gas content, environment, etc. We will then discuss how these properties on resolved scales, i.e. the investigation of metallicity gradients, which has recently been a steadily growing field. The relative chemical abundances of various elements is another major topic that, as mentioned above, provide key information, and to which we dedicate an entire major section; however, we cannot realistically review all chemical elements; hence we will mostly focus on some specific abundances ratios that are particularly useful to constrain the star formation history and galaxy evolution, and which have been measured across large samples of galaxies. In all of these major topics we discuss the finding both in the local universe and the evolution of these properties at high-redshift. We will dedicate a section to the current constraints of the metallicity in the host galaxies of Active Galactic Nuclei (AGN), while we only provide very brief discussions about resolved stellar populations and absorption systems associated with the intergalactic medium (IGM). Finally, we give an overview of the current understanding of the global metal content of galaxies and discuss their metal budget.

1.1 Expressing metallicity and chemical abundances

Different definitions are adopted to measure the abundance of metals and of the individual chemical elements. In contrast to other scientific disciplines (Agricola 1556), in astrophysics the term “metals” refers to the all elements heavier than helium. The “metallicity” Z indicates the mass of all metals relative to the total mass of baryons (dominated by hydrogen and helium):

$$Z \equiv M_{\text{metals}}/M_{\text{baryons}}. \quad (1)$$

The relative abundance of two generic chemical elements X and Y is generally expressed in terms of relative number densities N , relative to the solar value, with the following notation:

$$[X/Y] \equiv \log(N_X/N_Y) - \log(N_X/N_Y)_\odot. \quad (2)$$

When expressing the abundance of chemical elements relative to hydrogen, the following expression is also often used:

$$12 + \log(X/H) \equiv 12 + \log(N_X/N_H), \quad (3)$$

where the value 12 was introduced so that any element, even the most rare, has a Solar positive value of the expression 3.

Since oxygen is generally the most abundant heavy element in mass, often the “metallicity” is expressed in terms of oxygen abundance, generally under the implicit assumption that the abundance of all other chemical elements scale proportionally maintaining the solar abundance ratios. Therefore, often the metallicity is indicated as

$$12 + \log (O/H) \equiv 12 + \log (N_O/N_H). \quad (4)$$

The Solar (photospheric) reference is still not completely settled. The review by Asplund et al. (2009) gives $12 + \log (O/H)_\odot = 8.69 \pm 0.05$ based on three-dimensional (3D), time-dependent hydrodynamical model of the solar atmosphere. However, for instance, Delahaye and Pinsonneault (2006) give $12 + \log (O/H)_\odot = 8.86 \pm 0.05$ based on helioseismology. However, it should be clear that in the context of this review the Solar metallicity (or Solar chemical abundances) does not have a particular meaning, at most being representative of the chemical enrichment of the (pre-)Solar Neighbourhood, i.e., a specific region of the Milky Way disc. The Solar metallicity/abundances should only be considered as reference values. What is important is that when comparing different studies they should be scaled to the same Solar reference value.

However, it should be clear that using the O/H abundance is only an approximation of the real metallicity of the gas, as the relative abundance of the chemical elements can vary in a drastic way with respect to the solar value.

1.2 The origin of the elements

While primordial nucleosynthesis accounts for the origin of hydrogen, deuterium, the majority helium and a small fraction of lithium (e.g., Cyburt et al. 2016), all other elements are produced by stellar nucleosynthesis or by the explosive burning and photodisintegration associated with the late stages of stellar evolution. Boron, beryllium and a small fraction of lithium are exceptions because they are produced by cosmic rays spallation of heavier elements.

Extensive reviews have been published on the origin of chemical elements through stellar processes (e.g., Rauscher and Patkós 2011; Matteucci 2012; Nomoto et al. 2013); therefore, in this section we only provide a quick overview of the basic processes associated with the production of heavy elements and a short summary of the primary sources of some key element, as well as the associated production timescales.

Stars on the main sequence burn hydrogen atoms, producing ${}^4\text{He}$ atoms, either through the proton–proton nuclear reaction chain (pp-chain), or through the CNO-cycle; the relative role of these two processes depends on the stellar mass (the latter dominates at masses larger than about $1.3 M_\odot$) and, of course, metallicity.

At later stages, when hydrogen is exhausted in the core and this becomes hotter, helium burning starts, which produces ${}^{12}\text{C}$ through the triple-alpha reaction, and ${}^{16}\text{O}$ is also produced through the capture of an additional helium nucleus. During this phase hydrogen burning continues around the helium burning core.

If the initial stellar mass is less than $8 M_\odot$ no additional burning phases take place.

If the stellar mass is less than about $2 M_{\odot}$, the star undergoes the so-called core helium flash, a runaway process which results in an explosive expansion of the outer core. This results in a white dwarf surrounded by a planetary nebula.

Stars between 2 and $8 M_{\odot}$ after leaving the main sequence enter the red giant phase and, once the helium burning core is exhausted, they go through the so-called Asymptotic Giant Branch (AGB), characterized by both a hydrogen- and a helium-burning shell. Thermonuclear runaway of the latter results in a sequence of several He-shell flashes, with increased mass losses and strong stellar winds, which eject a large fraction of the previous burning products (in particular carbon and nitrogen). Such flashes are also responsible for producing large convection zones (which mix the product of nuclear reactions) and for the production of s-process nuclei. Eventually these stars also end their life as white dwarfs surrounded by planetary nebulae.

It should be noted that during the CNO-cycle, hence for stars more massive than about $1.3 M_{\odot}$, while the primary reaction chain leaves unaffected the “catalytic” nuclei, secondary branches of the reaction produce ^{14}N at expenses of ^{16}O and ^{12}C . The result is a strong enrichment of ^{14}N and also a drastic reduction of the $^{12}\text{C}/^{13}\text{C}$ ratio. These effects are obviously strongly dependent on the stellar metallicity, which boosts the role of the CNO cycle and explains the “secondary” nature of nitrogen, i.e., whose production is greatly enhanced in metal-rich environments.

In stars more massive than $8 M_{\odot}$, after helium burning, the core shrinks and increases the temperature to ignite carbon burning into ^{20}Ne or ^{23}Na . Then heavier elements are subsequently burned as the lighter elements in the core are exhausted and, consequently, the core temperature increases. This process in particular results in the production and burning of elements such as oxygen, magnesium and silicon. During this sequential process occurring in the stellar core, the burning of lighter elements occurs in stratified shells around the core that, in the meantime, have reached the adequate temperature for igniting the associated nuclear reactions. The process ends when the core is primarily composed of iron and nickel. At this stage no more energy is gained by further nuclear reactions; the energy released can no longer sustain the hydrostatic equilibrium with the weight of the outer layer and collapse begins, yielding to a core-collapse supernova (type II, or Ib–Ic). The outward propagating shock wave results in the stellar material undergoing shock heating and explosive nucleosynthesis. The latter affects the abundance pattern of the outer layers, and especially the distribution of α elements and the production of Fe-peak elements. Supernovae also produce elements heavier than iron through neutron rapid capture of iron-seed nuclei (*r*-process), followed by (slower) β -decay. The resulting yield of the various chemical elements implies complex calculations (e.g., Nomoto et al. 2013, and references therein) and, in particular, depends on the location of the “mass-cut”, i.e., the boundary between the core remnant that retain metals and the envelope that is expelled.

Type Ia supernovae are an additional important source of elements. SNIa are thermonuclear explosions of C–O white dwarfs that accrete mass either as a consequence of mass exchange in a close binary system with a non-degenerate star (“single degenerate scenario”) or as a consequence of the merging of two white dwarfs (“double degenerate scenario”) (see Maoz et al. 2014, for a review). SNIa explosions are thought to arise from the ignition of carbon burning in the C–O core, which results in the total disruption of the white dwarf (as the nuclear energy released by the dwarf is higher

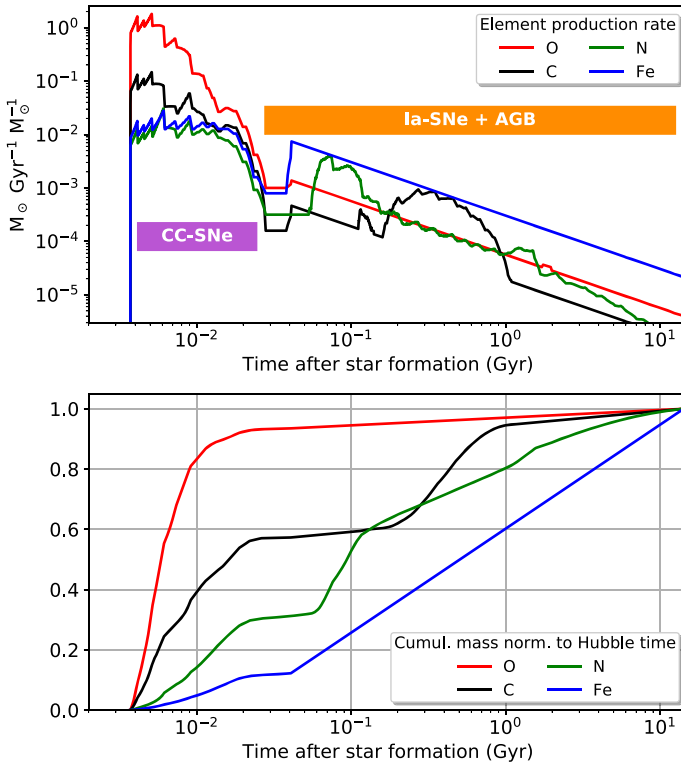


Fig. 1 Timescales of production of various elements after a single episode of star formation (a single stellar population, SSP) of solar metallicity, based on the model by Vincenzo et al. (in prep.), see text for details. The upper panel shows the production rate in $M_{\odot} \text{ Gyr}^{-1}$ normalized to $1 M_{\odot}$ of formed stars. The lower panel shows the cumulative mass produced, normalized to the amount after 1 Hubble time. Oxygen (red line) is mainly produced by CC SNe and, therefore, has the shortest formation timescales. Iron (blue line) is dominated by type Ia SNe, Carbon (black) has contributions from both kinds of SNe and from AGB stars. The production of Nitrogen (green) is dominated by AGB stars. In this plot, the production of elements before 30 Myr is due to CC SNe, type Ia SNe are described by a power-law t^{-1} after 40 Myr and up to the Hubble time, and AGB stars give additional contributions above this power-law at intermediate ages of ~ 0.04 to 5 Gyr

than its gravitational binding energy, Leibundgut 2001). The resulting nucleosynthesis produces elements primarily not only around the iron peak, but also silicon, argon, sulfur, and calcium. Clearly, since SNe Ia require first the formation a white dwarf from a low-mass (less than $8 M_{\odot}$) star, and then a significant mass transfer from a companion star, the production of the SNIa is delayed with respect to the onset of star formation. Specifically, the first SNe requires a minimum timescale of 30 Myr (Greggio and Renzini 1983), although the bulk of SNIa explodes on longer timescales, due to the longer timescales associated with lower-mass stars and mass transfer, see Maoz and Mannucci (2012) and Fig. 1.

Finally, the merging of binary neutron stars is an additional source of elements beyond the iron peak, driven by the r -process.

Clearly, each of these processes, and the associated release of chemical elements into the interstellar medium, is linked to the terminal stages of stars with a specific stellar mass on the main sequence and, therefore, with different timescales.

The amount of metals injected into the interstellar medium (ISM) by each star at the end of its lifetime is quantified by the so-called stellar yield, p_i , which is defined as the fractional mass of newly formed i th chemical element, injected into the ISM, relative to the mass of the stellar progenitor on the main sequence. The computation of the stellar yields is quite complex and often subject to large uncertainties, as they also depend on the assumed mass loss and stellar rotation. The yields also depend on the progenitor metallicity, and in some cases the dependence is very strong (such as in the case of nitrogen, as discussed above). Compilations of stellar yields are given in Romano et al. (2010) and Nomoto et al. (2013). Here we only qualitatively summarize the main production channels of some of the key elements.

Figure 1 summarizes the production timescales of a few critical elements (O, C, N, and Fe) after a single episode of star formation, i.e., for a single population of stars (SSP) created together along a given initial mass function (IMF). Most of the α elements (e.g., O, Ne, Mg) are thought to be produced by stars more massive than $8 M_{\odot}$ and by the associated core-collapse SNe and, therefore, released into the ISM promptly, soon after the beginning of the star formation. Iron peak elements (e.g., Fe, Ni) are partly produced by massive stars, but most of them are produced by type Ia SNe and hence are released into the ISM with a delay ranging from ~ 40 – 50 Myr to a few Gyr, depending on the stellar initial mass function (IMF) and on the star formation history. It should be noted that zinc is often referred to as an iron-peak element, but it also seems to have an α -like enrichment component and not always closely follow iron (e.g., Berg et al. 2016b). Elements such as carbon and nitrogen are partly produced by massive stars, but most of the production is due to intermediate mass stars ($2 M_{\odot} < M_{\text{star}} < 8 M_{\odot}$), primarily through their AGN winds (or Wolf Rayet stars), and, therefore, these elements are also subject to a delayed enrichment. The results in Fig. 1 are obtained by Vincenzo et al. (in prep.) for stars of solar metallicity, with the IMF from Kroupa et al. (1993), stellar lifetimes from Kobayashi (2004), stellar yields from Nomoto et al. (2013), SNe Ia yields from Iwamoto et al. (1999), and a t^{-1} delay-time distribution for the type Ia SNe (Maoz and Mannucci 2012). In Sect. 7, we will see that the different enrichment mechanisms and timescales of these different elements provide a powerful tool to constrain the evolution of the star formation history in galaxies.

2 Measuring metallicities of stellar populations

UV, optical and infrared spectra of galaxies contain a wealth of information about their stellar populations. Except for a number of galaxies in the local group where single stars can be resolved, galaxy spectra consist of the integrated light of the stellar population which is virtually always a composition of different generations. The broadband colours and the continuum of the spectra are dominated by the distribution of stellar ages and metallicity, modulo dust reddening. The emission lines reflect the ionizing properties of the most-massive stars (and of the AGN, when present), the

absorption features reveal the properties of stellar photospheres, stellar winds, and interstellar gas.

Several methods have been developed during the years to derive the chemical abundances from galaxy spectra. Two are the components that are usually considered, stars and the interstellar medium (ISM). This section deals with the former component, the next section with the latter one.

2.1 Rest-frame optical spectra

Extracting information about the metallicity of stellar populations is subject to an ongoing effort. A complete discussion of this topic is far beyond the scope of this review. Here we summarize the two main techniques that are often used to “invert” the spectra and derive the physical properties of the stellar population. Both are based on comparing observed with synthetic spectra.

The first tool to be developed was a set of standardized indices, calibrated on model spectra, aimed at maximizing the sensitivity to some parameters (e.g., age, or metallicity) while minimizing the dependence on the other parameters. These indices, including the “Lick indexes” (see, e.g., Fig. 2), were introduced in the 1970s and later refined and re-calibrated, and are still widely used, especially when only low-resolution spectra are available (e.g., Faber 1973; Worthey et al. 1994; Worthey and Ottaviani 1997; Trager et al. 1998, 2000b; Thomas et al. 2003, 2011; Schiavon 2007). Each index is defined either by a central bandpass whose flux is compared with those of two adjacent wavelength ranges intended to estimate a “pseudo-continuum”, or by the flux ratio in two nearby bandpasses to measure a break. The Lick indices use relatively large bandpasses, of the order of 50\AA ; this is useful to increase the S/N when needed but it is not optimal to derive individual abundances. Some indices, such as the depth of the 4000\AA break $D_n(4000)$ (Hamilton 1985; Balogh et al. 1999)

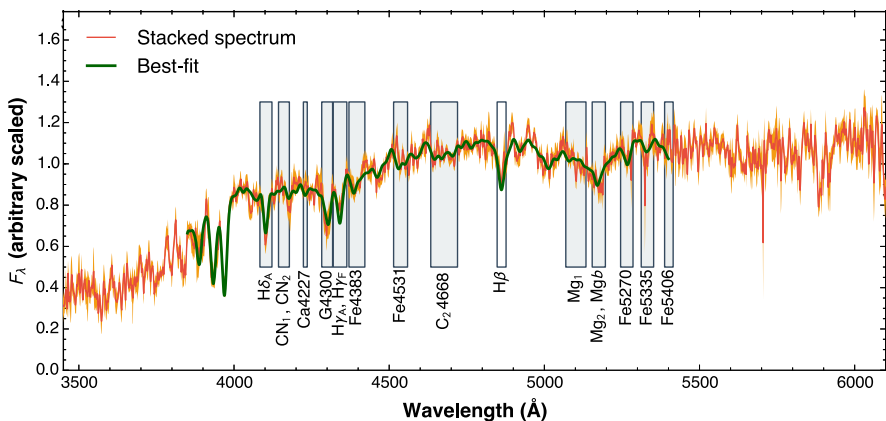


Fig. 2 The wavelength ranges covered by the set of Lick indices (grey rectangles) used by Onodera et al. (2015) are overlotted on a stacked spectrum of a sample of quenched galaxies at $z \sim 1.6$. The red line is the stacked spectrum, with orange lines showing the $\pm 1\sigma$ uncertainties. The green line is the best-fitting model stellar spectrum. Image reproduced with permission from Onodera et al. (2015), copyright by AAS

and the depth of the Balmer absorption lines, are mainly sensitive to age and to the fraction of young stars relative to old ones. Other indices are defined to be sensitive to abundances of particular elements, such as Fe and Mg in case of the $[\text{MgFe}]'$ and $[\text{Mg}_2\text{Fe}]$ indices defined by Thomas et al. (2003) and Bruzual and Charlot (2003). The results often depend on the particular set on indices available or used, but these indices are at the base of most studies about unresolved stellar populations in nearby galaxies (see Sect. 5.1.1).

More recently, spectro-photometric models of the stellar population have been developed aimed at reproducing the full observed spectra with a combination of input stellar populations with different properties (e.g., Bruzual and Charlot 2003; Conroy et al. 2009; Leitherer 2014; Chevillard and Charlot 2016; Wilkinson et al. 2017; Cappellari 2017, among many others), see Conroy (2013) for a recent review, and <http://www.sedfitting.org> by Budavari et al. for a complete and updated list of the available tools. These methods are in principle very powerful because they use all the information contained in the spectra, often also including broad-band photometry to simultaneously derive chemical abundance, age distribution (i.e., the star-formation history), dust extinction, and possibly other parameters such as the IMF. The weak point is that often the solution is not unique and there are strong degeneracies among the parameters. In particular, the problem is strongly non-linear in stellar mass and age, with the youngest and more massive stars often completely outshining the older, less massive stars that constitute most of the mass (see, e.g., Maraston et al. 2010). Uncertainties in the spectra of the input stellar populations, for example due to the presence of stellar rotation and binary stars (e.g., Levesque et al. 2012; Leitherer et al. 2014; Stanway et al. 2016; Choi et al. 2017) also affect the results. Despite these uncertainties, these methods are becoming the standard tool to analyse composite stellar population, in particular when spectra with enough spectral resolution and S/N are available.

2.2 UV spectra

At high-redshift ($z > 1$), the UV part of the spectrum becomes more easily accessible at optical wavelengths and often constitutes the most important piece of information about the properties of stellar populations. At these wavelengths spectra are dominated by the photospheric properties of young, massive stars, allowing us to derive the properties of the on-going star formation activity.

A metallicity dependence of the depth of many UV absorption features is expected on the base of theoretical models (e.g., Leitherer and Heckman 1995; Leitherer et al. 2010; Eldridge and Stanway 2012) and was actually observed in the spectra of local starburst galaxies (e.g., Heckman et al. 1998, 2005; Leitherer et al. 2011).

In the UV, correlations between metallicity and equivalent widths (EWs) of many absorption features are a consequence of several physical causes. First, the contribution from the photospheres of the O and B stars can be seen, and these spectra depend on metallicity. Second, the strong, metal-dependent winds from hot stars dominate the spectra close to high-ionization lines, such as CIV and SiIV (e.g., Walborn et al. 1995). Third, the ISM produces the absorption of interstellar lines whose column density is related to metallicity. The interstellar lines are usually heavily saturated (e.g., Pettini

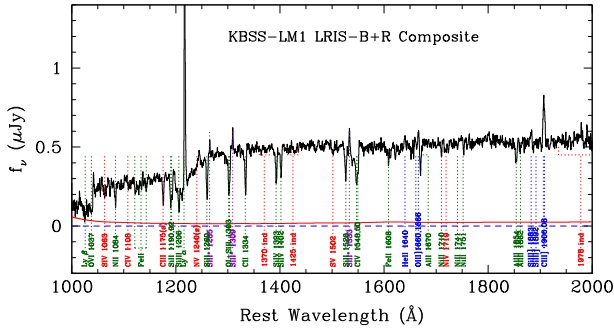


Fig. 3 Stacked rest-frame UV spectrum of star-forming galaxies at $\langle z \rangle \sim 2.4$. The most important absorption and emission features are shown, colour-coded according to their nature: red, stellar absorption features; green, interstellar absorption features; blue, nebular emission lines; violet, fine structure lines. Image reproduced with permission from Steidel et al. (2016), copyright by AAS

et al. 2002b, see Savage and Sembach 1996 for a review) and the observed EWs are more sensitive to velocity dispersion than column density (González Delgado et al. 1998; Leitherer et al. 2011).

A complete list of features with their physical origin can be found in Table 1 of Leitherer et al. (2011). Here we only mention that the features that have usually attracted the highest interest are stellar wind lines such as $\text{NV}\lambda 1238, 1242$, $\text{SiIV}\lambda 1393, 1402$, $\text{CIV}\lambda 1548, 1550$, and $\text{HeII}\lambda 1640$, interstellar lines such as $\text{SiII}\lambda 1190, 1260, 1304, 1526$, $\text{SiIII}\lambda 1206$, $\text{OII}\lambda 1302$, $\text{CII}\lambda 1334$, $\text{SiIV}\lambda 1393, 1402$, $\text{FeII}\lambda 1608$, $\text{AlIII}\lambda 1670, 1854, 1862$, $\text{NiII}\lambda 1710, 1741, 1751$, and $\text{MgII}\lambda 2796, 2803$, and photospheric lines such as $\text{FeV}\lambda 1360\text{--}1380$, $\text{OV}\lambda 1371$, $\text{SiIII}\lambda 1417$, $\text{CIII}\lambda 1427$, $\text{FeV}\lambda 1430$, $\text{SiII}\lambda 1533$, and $\text{CIII}\lambda 2300$ (Leitherer et al. 2001; Pettini et al. 2002b; Leitherer 2014). Some of these are shown in the rest-frame UV composite spectrum of distant galaxies in Fig. 3. Weaker interstellar lines, which are not saturated, are sometimes also detected (Pettini et al. 2000, 2002b), specifically: $\text{FeII}\lambda 1144$, $\text{SiII}\lambda 1250, 1259$, $\text{NiII}\lambda 1317, 1370, 1703, 1709, 1741, 1751$, and $\text{SiII}\lambda 1808$.

These features usually have complex dependences on age, metallicity and IMF. For these reasons, similar to the optical case, several authors have identified a number of indices optimized to depend only or mainly on metallicity (Heckman et al. 1998; Leitherer et al. 2001; Rix et al. 2004; Maraston et al. 2009; Leitherer et al. 2011; Sommariva et al. 2012; Zetterlund et al. 2015; Faisst et al. 2016; Byler et al. 2018). These works are based either on empirical spectral libraries or on theoretical stellar spectra. Both approaches have strengths and weaknesses. Empirical libraries automatically take into account the uncertain effects of stellar winds, but usually include only a narrow range of metallicities, limited by the metallicity distribution of young stars in the local universe, and are affected by the unknown contribution of interstellar lines (e.g., Kudritzki et al. 2016). In contrast, theoretical libraries can be built for a large number of different metallicities over a large range, but are affected by model uncertainties and do not take into account several effects present in the real spectra. The resulting indices depend on a number of assumptions, such as the age of the star-forming episode and the evolution of the SFR, usually assumed to be constant, instantaneous, or exponentially declining.

The IMF of the stellar population also affects the results. While this introduces yet another source of uncertainty, it also opens a way to test the dependence of the IMF on galaxy type, environment, star-formation activity and cosmic age, as discussed, for instance, by Lemasle et al. (2014), La Barbera et al. (2016), Fontanot et al. (2017), Sarzi et al. (2018) and De Masi et al. (2018).

3 Measuring metallicity and chemical abundances of the gaseous phase

In this section we provide a brief overview of the methods used to infer the metallicity and chemical abundances of the gaseous phase focusing on the interstellar medium (ISM), but also discussing the techniques exploited for the circum-galactic medium (CGM) and intergalactic medium (IGM), as well as for the intra-cluster medium (ICM). For each method we critically assess advantages and limitations. A more detailed, recent review can be found in Peimbert et al. (2017).

3.1 Direct method based on electron temperature

The spectra of ionized gas in astrophysical conditions are usually very rich of collisionally excited emission lines (CEL). The flux of each metal line is given by the abundance of the element (specifically the observed ionic species) times its emissivity. If the latter can be measured, then the abundance can be constrained accurately (Aller 1984).

The emissivity of these lines depends on both electron temperature T_e and on electron density n_e . Once these two parameters are measured, ionic abundances follow from relations based only on atomic physics. For at two levels-ion, the rate of collisional de-excitation (per unit volume) of the transition $2 \rightarrow 1$ is given by $n_2 n_0 C_{21}$, where n_2 is the density of ions whose level 2 is populated, n_0 is the density of colliding particles (typically electrons), and C_{21} is the collisional de-excitation coefficient given by

$$C_{21} = \left(\frac{2\pi}{kT_e} \right)^{0.5} \frac{\hbar^2}{m^{3/2}} \frac{\Omega(1, 2)}{\omega_2}, \quad (5)$$

where $\Omega(1, 2)$ is the ‘‘collision strength’’ of the transition, ω_2 is the statistical weight of the upper level 2, and there is a mild dependence on T_e as $\sqrt{T_e}$.

The rate of collisional excitation is similarly given by $n_1 n_0 C_{12}$, where

$$C_{12} = \frac{\omega_2}{\omega_1} e^{-E_{21}/kT_e} C_{21}, \quad (6)$$

that depends exponentially on T_e .

A CEL is produced by the collisional excitation of the upper level followed by a radiative de-excitation. Neglecting stimulated emission (usually not important in diffuse nebulae) and absorption, the population n_2 of the upper level is given by

$$\frac{dn_2}{dt} = -n_2(A_{21} + n_e C_{21}) + n_1 n_e C_{12}, \quad (7)$$

where A_{21} is the Einstein coefficient for spontaneous (radiative) transition.

At equilibrium ($dn_2/dt = 0$):

$$\frac{n_2}{n_1} = \frac{n_e C_{12}}{A_{21} + n_e C_{21}} \quad (8)$$

The critical density n_c is defined as the density at which the rate of collisional de-excitations equals the rate of spontaneous radiative transitions, i.e.

$$n_c = A_{21}/C_{21}, \quad (9)$$

and, therefore,

$$\frac{n_2}{n_1} = \frac{n_e/n_c}{1 + n_e/n_c} \frac{w_2}{w_1} e^{-E_{21}/kT_e}. \quad (10)$$

When the medium has a density much lower than the critical density of the transition ($n_e \ll n_c$), n_2 depends exponentially on T_e and $n_1 \sim n_X$, where n_X is the density of the ion X . The volumetric emissivity J_{21} of a line is, therefore, given by

$$J_{21} = h\nu_{21} \frac{n_2 A_{21}}{4\pi} \sim n_e n_X e^{-E_{21}/kT_e}. \quad (11)$$

Once n_e and T_e are measured, ionic abundance can be obtained by comparing the flux of the CEL to the hydrogen recombination line. Adding up the abundances of the observed ions, and assuming an ionization correction for the unobserved ones, the total elemental abundance is derived (e.g., Aller 1954; Dinerstein 1990; Pilyugin and Thuan 2005; Pilyugin et al. 2006b, 2009, 2010a; Bresolin et al. 2009a; Perez-Martinez 2014; Pérez-Montero 2014; Pérez et al. 2016).

Electron density is usually measured by density-sensitive doublets, i.e., doublets that have critical densities not far from the gas density, hence whose flux ratio depends strongly on the density around this regime, such as [OII] λ 3726,3729 and [SII] λ 6717,6731. However, since in order to infer the abundance, the flux of the CEL lines has to be compared with the flux of the hydrogen recombination lines, and since the emissivity of the hydrogen recombination lines scales as $n_e n_p$ (where n_p is the density of protons), when comparing the emissivities the dependence on density cancels out (as long as the density is below the critical density), and therefore only the dependence on temperature is really critical to determine the abundance of the ion. Electron temperatures can be measured through ‘‘auroral’’ lines, i.e., lines coming from high quantum levels, whose excitation is very sensitive to temperature. The most commonly used of such lines are OIII λ 1661,1666, [OIII] λ 4363, [OII] λ 7320,7330, [SII] λ 4069, [NII] λ 5755, [SIII] λ 6312 (e.g., Castellanos et al. 2002), whose fluxes are compared to other brighter lines from the same species but from very different energy levels. A more complete list of the line ratios used can be found in Pérez-Montero (2017). The most accurate results are only obtained when several of these lines are used because they trace different regions of the emitting nebula, in particular regions of different ionization levels. The [SIII] λ 6312 is an interesting line, although not often used. In fact, it can be observed to higher metallicity than, for example, [OIII] λ 4363, but the

corresponding nebular lines needed to measure the abundance are $[\text{SIII}]\lambda 9069,9532$, which are in a part of the spectrum which is often not observed. Specialized routines are now available that derive temperature from line ratios, such as PYNEB (Luridiana et al. 2012, 2015), a PYTHON version of the STSDAS NEBULAR routines. A list of sources for atomic data can be found, for example, in García-Rojas et al. (2009) and Fang et al. (2015). A tutorial on the use on this method was recently published by Pérez-Montero (2017).

The practical use of this method is often limited by the intrinsic faintness of the auroral lines, which typically are 10–100 times fainter than the corresponding Balmer lines. While the auroral lines are routinely observed in local or low redshift, metal-poor, star-forming galaxies (Kennicutt et al. 2003; Izotov et al. 2006a, b, 2011, 2012, 2018a; Izotov and Thuan 2007; Kreckel et al. 2015; Haurberg et al. 2015; Amorín et al. 2015; Pilyugin et al. 2015; Lagos et al. 2016b; Ly et al. 2016; Sánchez Almeida et al. 2016), at higher redshift ($z > 1$) only a few detection claims exist. While some of these measurements are based on UV lines such as $\text{OIII}]\lambda 1661,1666$ (Villar-Martín et al. 2004; Erb et al. 2010), most of the claims are based on optical lines observed in the near-IR and are often affected by very low signal-to-noise ratios (often $S/N < 2$), are based on uncertain identifications (due, for example, to the nearby $\text{H}\gamma$), and would produce unrealistically high $[\text{OIII}]\lambda 4363/[\text{OIII}]\lambda 5007$ ratios (Yuan and Kewley 2009; Christensen et al. 2012; Stark et al. 2013; James et al. 2014b; Maseda et al. 2014; Sanders et al. 2016b). In contrast, auroral lines are often detected in stacked spectra of both local and distant galaxies (Andrews and Martini 2013; Trainor et al. 2016; Curti et al. 2017; Bian et al. 2018). Average relations between the temperatures of regions of different ionizations in HII regions and galaxies are also computed (Pérez-Montero and Díaz 2003; Izotov et al. 2006b; Pilyugin 2007; Pilyugin et al. 2006b, 2009, 2010a; Curti et al. 2017). These relations can be used when some auroral lines are not observed. Direct relations between “strong” lines and auroral line fluxes, the so-called f - f relations, have been proposed by Pilyugin and Thuan (2005) and Pilyugin et al. (2006a, 2009). Recently, Curti et al. (2017) and Curti (2018) have extended these relations and applied them to SDSS galaxies, obtaining very tight relations between auroral and strong line fluxes.

A source of uncertainty of this method is due to the thermal and density structure of the emitting nebulae. The exponential dependence on T_e means that emission is dominated by the regions of higher T_e and the derived values of the parameters can be biased (e.g., Peimbert 1967; Stasińska 2002; Liu 2002, 2003; Esteban et al. 2004; García-Rojas and Esteban 2007; Peimbert et al. 2007). This problem is typically addressed by introducing a temperature-fluctuation parameter t^2 that can be estimated by comparing different measurements of T_e (e.g., Peimbert 1967; Peimbert et al. 2004, 2012, 2017).

The problem of temperature fluctuations can be alleviated by exploiting coronal lines from various ionization stages of the same elements. These lines are emitted by different parts of the HII regions, including the partially ionized regions, and the thermal structure of the HII region can be better sampled (e.g., Campbell et al. 1986; Garnett 1992; Kennicutt et al. 2003; Bresolin et al. 2005; Pilyugin et al. 2009; Curti et al. 2017). This point is further discussed in Sect. 3.4.

3.2 Abundances from metal recombination lines

The permitted, recombination lines (RL) of metal ions are in principle the most direct way to derive the chemical abundances. In the usual conditions in HII nebulae (no stimulated emission), the volumetric emissivity of a permitted line of the ion X due to a transition between the levels i and j is

$$J_{ij} = \frac{h\nu_{ij}}{4\pi} n(X^{+i+1}) n_e \alpha_{ij}^{\text{eff}}(X^{+i}, T_e), \quad (12)$$

where α_{ij}^{eff} has only a slow (about linear) dependence on T_e . The ionic abundance is computed by comparison with hydrogen recombination lines, which have the same dependence on density, hence the estimated abundances are nearly insensitive to the gas density. The total element abundance is measured after assuming an ionization correction for the unobserved ions (Peimbert 2003; Tsamis et al. 2003; Esteban et al. 2004, 2014; López-Sánchez et al. 2007; Peimbert et al. 2007, 2014; Peimbert and Peimbert 2014; Toribio San Cipriano et al. 2017).

The RLs most commonly used to measure metallicity are OI8446,8447, OII4639, 4642,4649, OIII3265, OIV4631, NII4237,4242, NIII4379, CII4267, CIII4647, and CIV4657.

The mild dependence on density and temperature reduces the impact of clumping and temperature fluctuation that can affect the CEL- T_e method described above. As the line emissivity in Eq. (12) is proportional to the abundance of each element, recombination lines from metallic species are very faint when compared to the H recombination lines, of the order of 10^{-3} – 10^{-4} with respect to Balmer lines even for the most abundant elements like C and O. The detection of RL from metals is practically limited only to bright HII regions, planetary nebulae (PNe) and supernova remnants (SNRs), with spectra of high-resolution and high signal-to-noise ratio (e.g., Peimbert et al. 2004; García-Rojas and Esteban 2007).

3.3 Photoionization models

The widely adopted alternative to the direct method consists in using photoionization models to predict or interpret the relative strength of some of the main nebular lines to constrain the gas-phase metallicity. This approach has high potential, but also a number of limitations, as unavoidably only a small number of parameters involved in the photoionization calculations can be realistically explored, with simplified geometrical configuration, generally not properly reflecting the complexity and distribution of real HII regions. However, the advantage is that in principle there is no limit on the possible properties of star-forming regions that can be explored, especially in terms of metallicity range and properties of the ionizing spectrum. This flexibility enables also the potential exploration of systems at high-redshift, even in extremely metal poor environment or extreme ionizing spectra, which do not have local counterparts (e.g., Schaerer 2003; Kewley et al. 2013a; Jaskot and Ravindranath 2016; Xiao and Stanway 2018). The additional advantage is that such models can constrain, together

with metallicity, other properties of the ionized gas, such as the ionization parameter. Finally, as discussed in the next sections, photoionization models enable the calibration strong-line diagnostic associated with lines that are not possible to calibrate empirically through the direct method because the required data are not available.

Generally, the classical approach is to use detailed photoionization codes, such as CLOUDY (Ferland et al. 2013) or Mappings (Binette 1985; Sutherland and Dopita 1993; Dopita et al. 2013) to generate a grid of models out of which a number of line ratios are extracted and proposed as diagnostic of the gas metallicity (e.g., Kewley and Dopita 2002; Nagao et al. 2011; Dopita et al. 2013, 2016; Jaskot and Ravindranath 2016; Gutkin et al. 2016; Chevallard and Charlot 2016; Feltre et al. 2016). Generally, with the exception of a few cases (Jaskot and Ravindranath 2016), models assume a simple plane-parallel geometry. Most of them assume that chemical abundances scale proportionally to solar, except generally for nitrogen whose abundance is assumed to scale with the global metallicity assuming a fixed relationship (see, e.g., the discussion in Nicholls et al. 2017). The effect of dust is generally included, both in terms of dust extinction and in terms of dust depletion of chemical elements, and the assumptions on dust distribution affect the resulting structure of the HII region (e.g., Stasińska and Szczerba 2001); dust depletion is generally inferred from Galactic studies and assuming that the dust-to-metal ratio remains constant with metallicity, which, however, may not be the case at low metallicities (De Cia et al. 2016; De Cia 2018). Another important assumption is that most ionized clouds are ionization bounded (i.e., the ionized zone is not truncated by the dimension of the cloud), but this assumption may not apply in number of galaxies, especially in some young, strongly star-forming systems (Nakajima and Ouchi 2014); some models have incorporated this possibility to investigate metallicity diagnostics, although restricted to the UV (Jaskot and Ravindranath 2016). The primary quantities that are varied in the grid of parameters are metallicity and ionization parameter, defined as the dimensionless ratio of the incoming photon flux density and gas density at the cloud surface, normalized by the speed of light $U = q/c = Q_{\text{ion}}/(4\pi r^2 n_e c)$ where Q_{ion} is the number of ionizing photon emitted per unit time from the source, and r is the distance to the emitting cloud. Metallicity and ionization parameter are, for a given shape of the ionizing flux, the two parameters most important in affecting the flux ratios of the main nebular lines, and are often subject to degeneracies, in the sense that most emission line ratios depend on both parameters.

Some authors, especially in early models, adopted a constant gas density. Later Dopita et al. (2014) have pointed out that radiation pressure on dust is probably the primary physical mechanism regulating the physical properties of gaseous clouds and that, therefore, it is physically more sensible to adopt a constant pressure and derive the density distribution accordingly. In either case the assumed density or pressure can be another parameter that is varied to construct the grid of models.

While original models assumed only a single representative shape of the ionizing spectrum, more recent models typically explore a broad range of ionizing stellar continua from stellar population synthesis models, lately even expanding the range to include the contribution of stellar binarity (especially at low luminosity) and rotation (Levesque et al. 2012; Leitherer et al. 2014; Stanway et al. 2016; Choi et al. 2017; Xiao

and Stanway 2018). The possible presence of turbulence introduces further uncertainties (Gray and Scannapieco 2017).

While such photoionization models are widely used, we warn about some important caveats and issues. Despite extensive efforts, these photoionization models are still quite simplistic, and are still far from capturing the complexity of the HII regions and their distribution in galaxies. An indication of this is that, while models tend to statistically reproduce fairly well many diagnostic diagrams, when individual systems are considered it is often very difficult to find a single model that simultaneously reproduces all observed nebular line ratios. The basic issue is likely to be that both within each HII region and among the several HII regions typically sampled by the large projected aperture of extragalactic surveys, the ionization parameter is not characterized by a single value, but by a broad distribution. The same issue applies to other parameters such as density, temperature and metallicity. Future generation models will hopefully incorporate this additional feature, although it is likely demanding to implement.

Another issue is that assuming a fixed relationship between N/H and O/H, typically of the steep form $N/H \propto (O/H)^2$ in the intermediate/high-metallicity regime, makes the flux of the nitrogen nebular lines (and in particular [NII] λ 6584) hypersensitive to metallicity; however, one should take into account that nitrogen nebular lines are probing directly the abundance of nitrogen; if a system deviates from the assumed relation (which, for instance seems to be the case in galaxies of different masses and other sub-galactic regions), then the nitrogen emission line may provide deceiving information. A similar problem applies to carbon nebular lines when using UV spectra.

More recent models are introducing a Bayesian, or multi-features fit, approach in which the information coming from multiple nebular lines (and sometimes also from the continuum) is combined to identify the best model among those provided by the grid (e.g., Tremonti et al. 2004; Blanc et al. 2015; Chevallard and Charlot 2016; Pérez-Montero et al. 2016; Vale Asari et al. 2016; Pérez-Montero and Amorín 2017). These codes are certainly a step forward. However, some of them still make the assumption of a fixed relationship between N/H, C/H and O/H given a priori to the code. As mentioned, this risks the determination of the metallicity to be dominated by the flux of a single nitrogen or carbon line and, in addition, it is not really possible to distinguish between effect of differential chemical abundances and global metallicity. However, some of the most recent codes do consistently derive the global metal abundance and, separately, the abundance of nitrogen and carbon, without making assumptions on their abundance scaling with metallicity (Blanc et al. 2015; Pérez-Montero et al. 2016; Vale Asari et al. 2016; Pérez-Montero and Amorín 2017).

As will be discussed in Sect. 3.4, photoionization models tend to overestimate gas metallicity from ~ 0.2 up to even ~ 0.6 dex. The discrepancy is particularly strong at high metallicities. The origin of the discrepancy is not totally clear. Dust depletion is certainly a factor contributing for at least 0.1 dex; indeed, photoionization models do account for dust depletion, while the direct methods simply give the actual gas metallicity. Another potential problem is how nitrogen is included in the photoionization models; its assumed quadratic dependence on the metallicity may artificially boost the inferred metallicity. Alternatively, T_e -based metallicities may be biased low as a consequence of low-metallicity regions being characterized by brighter auroral

lines. An interesting additional possibility is that the basic assumption that electrons in HII regions follow a Maxwell–Boltzmann distribution may be incorrect and that instead they follow a distribution similar to that observed in astrophysical plasmas in and beyond the solar system, i.e., a so-called κ -distribution (a generalized Lorentzian distribution), which is characterized by a more extended tail towards high energies than the Maxwell–Boltzmann distribution. This possibility has been investigated recently by Binette et al. (2012), Nicholls et al. (2012) and Dopita et al. (2013), who have pointed out that, very interestingly, the introduction of a κ -distribution in models of HII regions solves some of the outstanding problems, such as the discrepancies in the temperatures measured by some auroral lines (see Sect. 3.4), and makes the photoionization derived metallicities in better agreement with those inferred from the auroral lines. This is certainly an area of study worth developing further. A revision of some of the nebular line diagnostics by including the effects of a κ distribution has already been presented by Dopita et al. (2013). It is also possible that the introduction of the κ -distribution is actually a way to reproduce the effect of gradients in the properties of the HII regions or of a collection of HII regions with different conditions, for example different temperatures.

3.4 Comparison among the different methods

In general the three methods described above give different results. The ratio of the abundances obtained from the more direct methods, i.e., from RLs and T_e -CELs, is often referred to as “Abundance Discrepancy” (AD, Tsamis et al. 2003; García-Rojas and Esteban 2007; García-Rojas et al. 2009, 2013; Peimbert et al. 2017; Toribio San Cipriano et al. 2017) and can be very high, up to a factor of ~ 5 (Tsamis et al. 2003). This discrepancy is a serious limitation to our understanding of ionized nebulae and its origin is debated. Temperature fluctuations in HII regions are definitely present (García-Rojas and Esteban 2007) but their real effect on abundance determination is not clear and there also are indications, based on the comparison with fine-structure infrared lines, that they are not the source of the AD (Tsamis et al. 2003). The presence of small-scale, chemical inhomogeneities due to a clumpy, not well mixed gas distribution, possibly related to the presence of SN remnants, has been proposed by Tsamis and Péquignot (2005) and Stasińska et al. (2007) as a way to explain the different results from the RLs (dominated by the metal-rich clumps) and the CELs (dominated by the more diffuse medium), and by Binette et al. (2012) to explain the difference in temperature between [OIII] and [SIII]. Fluorescence excitations via continuum or resonance lines have also been proposed as a way to provide unrealistic RL flux ratios and, therefore, affecting RL-derived metallicities (Grandi 1976; Liu et al. 2001; Tsamis et al. 2003).

Even higher differences exist between the results of CELs and RLs and those of the photoionization models; systematic discrepancies of 0.6–0.7 dex are not uncommon (e.g., Kewley and Ellison 2008; Moustakas et al. 2010; López-Sánchez et al. 2012), although some photoionization models tend to be in better agreement with the T_e method (Pérez-Montero 2014). Generally, direct T_e metallicities tend to be lower than

those derived from photoionization models, with RLs usually in between these two values.

When making these comparisons one should also take into account that the direct T_e and RL methods estimate the metallicity of the gas phase only, while photoionization models generally take into account dust depletion and provide results in terms of total metallicity of the ISM (i.e., gas and dust). Therefore, T_e and RL metallicities should be increased by about 0.1 dex in order to have a fair comparison with the photoionization models.

The problem of understanding these differences and obtain the best estimates of the gas-phase metallicities can be addressed by comparing the values obtained from CELs, RLs, and photoionization methods with those of the young stars formed in the same region. The use of young stars is needed to guarantee that the stellar metallicity is similar to gas-phase metallicity, as young stars have been recently created from the same ISM that is observed in the HII regions, with the possible exception of some CNO reprocessing.

Independent estimates of metallicities can be obtained for blue supergiants (BSG) and red supergiants (RSG). Spectral type A and B BSG are massive (12–40 M_\odot), young (less than 10 Myr) stars in the short evolutionary stage leading to RSG. They are very bright and therefore their spectra can be obtained with the high-S/N needed to accurately measure chemical abundances. Their spectra show absorption lines from many elements (e.g., C, N, O, Mg, Al, S, Si, Ti and Fe). High-resolution spectra can provide abundances with uncertainties of less than 0.05 dex (e.g., Kudritzki et al. 2012), while lower resolution spectra can also be used to obtain uncertainties of ~ 0.1 dex (Kudritzki et al. 2008, 2016).

RSGs have initial masses between 8 and 35 M_\odot , high-bolometric luminosities peaking in the near-IR, and young ages (less than 50 Myr). Abundances of RSG can also be reliably measured if good spectroscopy is available (Cunha et al. 2007; Davies et al. 2010, 2017a; Patrick et al. 2016).

The metallicity estimates derived for RSG and BSG are largely independent because the physical conditions of the atmosphere of the two types of stars are very different. The BSG method exploits hot atmospheres, and obtain metallicities from optical lines of singly and doubly ionized ions, while for RSG much colder atmospheres are used and near-IR lines from neutral metals are measured. The agreement between these two methods is excellent (e.g., Gazak et al. 2015; Davies et al. 2017a), and Zahid et al. (2017) recently showed that the derived values are also in excellent agreement with those derived by spectral fitting of stacked spectra of many galaxies.

The stellar values can be compared to those derived for the ISM with various methods. This comparison has been subject of a number of recent studies (Bresolin 2007; Kudritzki et al. 2012; Hosek et al. 2014; Lardo et al. 2015; Gazak et al. 2015; Bresolin et al. 2016; Davies et al. 2017a; Toribio San Cipriano et al. 2017) in which metallicity gradients of individual, local galaxies with different metallicities are derived with all the available methods to allow a comparison on local scales (see Fig. 4). In most cases there is a good agreement between stellar metallicity and the results of the T_e -CEL method for the ISM. The status is summarized by Bresolin et al. (2016) (see Fig. 5; Davies et al. 2017a). Photoionization models (Kewley and Dopita 2002; Tremonti

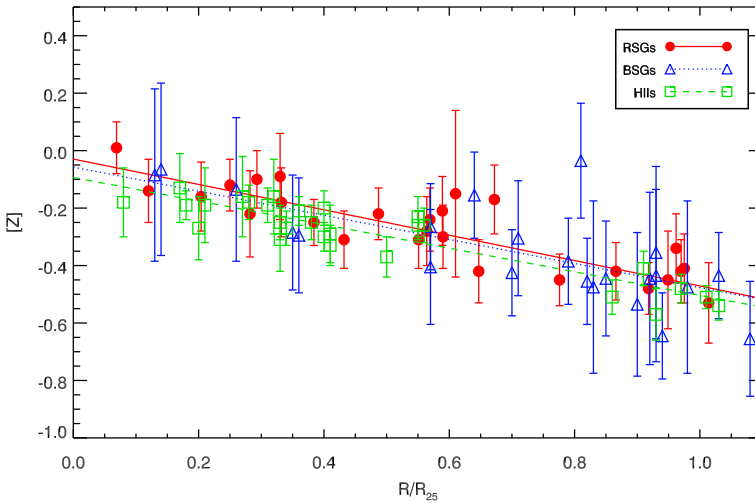


Fig. 4 The radial metallicity gradient in M300 measured by three different methods: BSG (blue triangles), RSG (red dots), HII region metallicities with the “Te” method (green squares). The agreement is remarkable. Image reproduced with permission from Davies et al. (2015), copyright by ESO

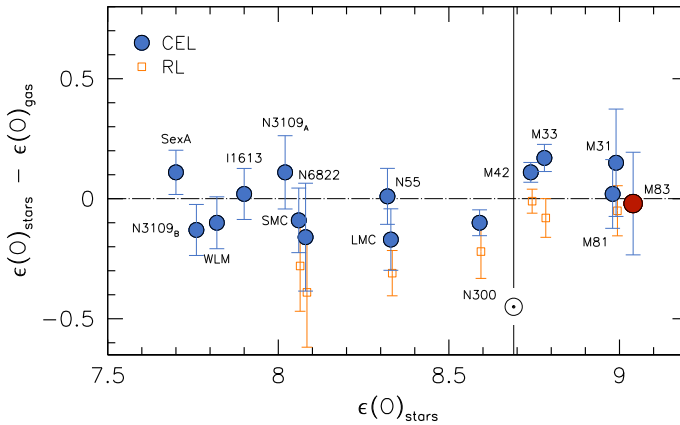


Fig. 5 Difference between stellar and gaseous metallicity as inferred “directly” from the T_e method (blue circles) and from the recombination lines (orange squares) in a sample of local galaxies and star-forming regions, as a function of stellar metallicity. The vertical line shows the adopted Solar value. Image reproduced with permission from Bresolin et al. (2016), copyright by AAS

et al. 2004; Maiolino et al. 2008) usually provide higher metallicities, with differences of the order of 0.2–0.3 dex.

It is still not clear whether the stellar metallicities agree better with RLs or T_e -CEL derived values. According to the summary in Bresolin et al. (2016) (Fig. 5), a good agreement is found with the T_e -CEL at any metallicity, while the RL method seems to overestimate metallicity with respect to the stellar values for sub-solar metallicities. The situation is not clear yet and better agreement with RL metallicities are also found in the Orion nebula (Simón-Díaz 2010; Simón-Díaz and Stasińska 2011).

Summarizing, T_e direct gas-phase metallicities are in better agreement with the metallicities of young stars and therefore are now considered to be a more solid base for the “strong line” methods described in the next section¹ (Denicoló et al. 2002; Pettini and Pagel 2004; Andrews and Martini 2013; Curti et al. 2017).

3.5 Strong line calibrations

The emission lines required to directly measure the gas metallicity are very weak and challenging even with large telescopes. This has generally confined the use of the direct method to a few tens/hundreds local galaxies and HII regions, or resorting to the use of stacking of large number of spectra (e.g., Andrews and Martini 2013; Curti et al. 2017). At high-redshift the auroral lines needed to apply the T_e method have been detected (or marginally detected) only in a handful of sources. This issue has prompted astronomers to calibrate alternative diagnostics of the metallicity that exploit relatively strong nebular emission lines, which can be detected more easily, even in low S/N spectra. This technique is often referred to as the “strong line method”.

It is important to note that the strong line method is not a primary technique to derive metallicity but is a way to allow for an easier, albeit less precise, application of one of the primary methods introduced above.

These strong line calibrations have been performed empirically, through the direct methods (e.g., Pettini and Pagel 2004; Pilyugin and Thuan 2005; Pilyugin et al. 2010b; Pilyugin and Grebel 2016; Curti et al. 2017), through photoionization models (e.g., Zaritsky et al. 1994; McGaugh 1991; Kewley and Dopita 2002; Kobulnicky and Kewley 2004; Tremonti et al. 2004; Nagao et al. 2011; Dopita et al. 2016), or a combination of the two (e.g., Denicoló et al. 2002; Nagao et al. 2006a; Maiolino et al. 2008).

An important warning is that a number of the “strong line” metallicity diagnostics are highly degenerate with other parameters (ionization parameter, density, pressure,...) or even exploit indirect correlations between metallicity and other parameters, such as the correlation between metallicity and ionization parameter (Nagao et al. 2006a; Dopita et al. 2006) and the correlation between metallicity and nitrogen abundance. It is important to be aware of these issues and using multiple diagnostics is strongly encouraged. Within this context, for what concerns the direct calibrations, Pilyugin et al. (2010b) and Pilyugin and Grebel (2016) have developed methods which use strong line ratios to consistently provide metallicity, nitrogen abundance and mitigate the effects of ionization parameter.

In the context of photoionization models, the calibration of strong line ratios is rapidly making the way, as mentioned above, to codes which simultaneously fit multiple line ratios (Blanc et al. 2015; Chevillard and Charlot 2016; Pérez-Montero et al. 2016; Pérez-Montero and Amorín 2017), and, since most of these codes are publicly available, having calibrations for individual “strong line” diagnostics is becoming less compelling. However, the use of individual strong line diagnostics is still popular and handy, especially for high-redshift studies, where generally only a few nebular lines are measured.

¹ As explained above, RL lines are too faint and detected in too few galaxies to be used to define a strong line calibration.

The use of hybrid calibrations (i.e., both empirical, through the direct methods, and exploiting photoionization models) was in the past needed to properly cover the metallicity range (Nagao et al. 2006a; Maiolino et al. 2008). Indeed, while the low-metallicity range is fairly populated in terms of galaxies and HII regions with auroral lines detections for the T_e method, at high metallicities the weakness of the auroral lines has resulted in poor statistics and sparse sampling; this, together with concerns of biases of the auroral-line detected samples in the high-metallicity range, has led to efforts to complement the empirical calibrations (at low metallicities) with photoionization models-based calibrations at high metallicities. However, more recently extensive stacking of SDSS galaxies (Curti et al. 2017) has mitigated these issues and fully empirical (T_e -based) calibrations are available up to high- metallicities.

We finally point out that all these strong line calibrations, either empirical or through photoionization models, are based on HII regions and/or star-forming galaxies. This is an important caveat for various reasons. The presence of diffuse ionized gas (DIG, see Sect. 3.5.4) or of contamination by other excitation mechanisms, such as photoionization by shocks or harder sources, such as AGNs or evolved post-AGB stars, can strongly affect the nebular line ratios in a way that is independent of the metallicity and can vary from galaxy to galaxy. The selection of HII regions/star-forming galaxies is typically based on the so-called “Baldwin–Phillips–Terlevich” (BPT) diagnostic diagrams which attempt to isolate HII regions from regions excited by other mechanisms and sources (see Sect. 3.5.4). However, the simple demarcation reported by some authors (Kauffmann et al. 2003; Kewley et al. 2006b) is identified in an empirical way or by using considerations based on theoretical models. In reality the transition between different excitation mechanisms is certainly much smoother and mixed. It is therefore very likely that the datasets used for calibrations include contamination from AGN, shocks and post-AGB stars and, vice-versa, samples of star-forming regions are missed from the calibrations, especially in the high-metallicity regime. The same contamination issue is certainly present when applying these calibrations to galactic regions which are marginally resolved, or to the integrated spectra of galaxies in which different contributions are likely mixed. We will discuss these issues in the following.

3.5.1 Strong line calibrations: optical lines

Optical nebular line ratios are among the most widely exploited to constrain the metallicity in galaxies, both because some of the strongest nebular lines are in this wavelength range, and because this spectral range is easily accessible from ground with a variety of facilities and huge amount of data have been delivered by several surveys.

Table 1 provides a list of the main strong line diagnostic, and their definition, that have been proposed and calibrated either empirically or theoretically by several teams (McCall et al. 1985; Skillman 1989; McGaugh 1991; Zaritsky et al. 1994; Denicoló et al. 2002; Kewley and Dopita 2002; Kobulnicky and Kewley 2004; Tremonti et al. 2004; Pettini and Pagel 2004; Pilyugin and Thuan 2005; Nagao et al. 2006a, 2011; Maiolino et al. 2008; Pilyugin et al. 2010b; Pilyugin and Grebel 2016; Brown et al. 2016; Dopita et al. 2016; Curti et al. 2017). In some of these studies authors have suggested a combination of them to account for secondary (or primary!) dependences,

such as the dependence on ionization parameter or nitrogen abundance (e.g., Kobulnicky and Kewley 2004; Pilyugin and Thuan 2005; Pilyugin et al. 2010b; Pilyugin and Grebel 2016; Curti et al. 2017).

In the third column we provide the references for some of the calibrations that have been proposed. We strongly suggest to use the empirical calibrations (T_e -based) obtained by Curti et al. (2017) and Curti (2019), and shown in Fig. 6, as they are based both on individual HII galaxies and stacks of SDSS galaxies in which also low-ionization coronal lines are detected and which, therefore, enable the empirical calibration to extend to high metallicities, while also mitigating potential biases.

As mentioned, given that each of these line ratios is generally degenerate with other parameters, it is advised to combine multiple of these diagrams to disentangle dependences (a publicly available routine to combine these calibrations can be found at <http://www.arcetri.astro.it/metallicity/>). However, if only some of these diagnostics are available it is important to be aware of a number of potential caveats, strengths and weaknesses, which are summarized in column 4 and 5 of Table 1, and discussed in the following.

R23 ($\equiv \log([\text{OII}]\lambda 3727 + [\text{OIII}]\lambda 5007, 4958)/\text{H}\beta$) has been one of the parameters most widely adopted, as it involves emission lines of both the main ionization stages of oxygen, O^+ and O^{2+} , hence it is less affected by the ionization structure of the HII regions. However, it is subject to a significant dependence on the ionization parameter, which some authors attempt to correct by including additional transitions such as O32, as discussed below (Kobulnicky and Kewley 2004; Pilyugin and Thuan 2005; Nagao et al. 2006a). The additional problem of this diagnostic is that it is double-branched (i.e., a R23 value can be associated with two very different metallicities), hence identifying which of the two branches applies requires the use of another diagnostics. Also, it has a very weak dependence on metallicity at the switching between the two branches (roughly between $12 + \log(\text{O}/\text{H}) = 8.0$ and 8.5), therefore losing its importance on a significant range of metallicities. Finally, the use of $[\text{OII}]\lambda 3727$ line (far in wavelength from $\text{H}\beta$ and $[\text{OIII}]\lambda 5007$) implies that this diagnostic is significantly sensitive to dust reddening, hence requiring correction.

R2 ($\equiv \log([\text{OII}]\lambda 3727/\text{H}\beta)$) and R3 ($\equiv \log([\text{OIII}]\lambda 5007/\text{H}\beta)$) are individually strongly dependent on the ionization parameter and on the ionization state of the gas, hence are not really meant to be used in isolation, unless each of them is really the only indicator available. Nevertheless, Fig. 6 shows that, at least for the stacked spectra, a tight, well-behaved relation exist between R3 and metallicity. This is mainly driven by the relation between metallicity and ionization parameter, but seems to work well across a large range of metallicity. R3 is also insensitive to dust reddening. In contrast, R2 is affected by the same issues as R23 in terms of being double-valued and being affected by dust reddening.

N2 ($\equiv \log([\text{NII}]\lambda 6584/\text{H}\alpha)$) is very convenient to use, especially at high- z , as the two lines are very close-by hence requiring a very small spectral coverage and being completely free from dust reddening (unless differential dust extinction is present inside the galaxies). However, this diagnostic is actually primarily tracing the abundance of nitrogen, hence if galaxies follow a different N/O–O/H relation than the average sample used for the calibration then this indicator can be deceiving. This diagnostic is also well known to be strongly sensitive to ionization parameter (e.g.,

Table 1 List of optical strong line ratio metallicity diagnostics that have been proposed in the literature

Name	Definition	Calibrations ^a	Strengths	Weaknesses and caveats
R23	$\log([\text{OIII}]\lambda 3727 + [\text{OIII}]\lambda 5007, 4958/\text{H}\beta)$	1–9, 13–15	Accounts for both ionized phases of oxygen	Secondary dependence on U
R2	$\log([\text{OII}]\lambda 3727/\text{H}\beta)$	6–9, 13		Double valued Strongly dependent on U
R3	$\log([\text{OIII}]\lambda 5007/\text{H}\beta)$	6–9, 13, 14	Unaffected by dust reddening	Double valued Strongly dependent on U
N2	$\log([\text{NII}]\lambda 6584/\text{H}\alpha)$	6–10, 12, 14, 17	Requires small wavelength range Unaffected by dust reddening	Double valued Strongly dependent on U
S2	$\log([\text{SII}]\lambda 6717, 31/\text{H}\alpha)$	9	Requires small spectral range Little affected by dust reddening	Strongly dependent on N/H Strongly dependent on U
O32	$\log([\text{OIII}]\lambda 5007/[\text{OII}]\lambda 3727)$	6–9, 13, 14	Requires small spectral range Sometimes last resort at high- <i>z</i>	Traces primarily U
Ne302	$\log([\text{NeIII}]\lambda 3870/[\text{OII}]\lambda 3727)$	6–8, 13, 14, 16	Unaffected by dust reddening Requires small spectral range	Traces primarily U
O3N2	R3–N2	6–10, 12, 14, 17	Available from ground out to $z < 5.2$ Unaffected by dust reddening	Strongly dependent on U
RS23	$\log([\text{OIII}]\lambda 5007/\text{H}\beta + [\text{SII}]\lambda 6717, 31/\text{H}\alpha)$	9	Little affected by dust reddening	Strongly dependent on N/O
N2S2H α	N2/S2 + 0.264·N2	9, 11	Traces both high and low ionization stages Little affected by dust reddening Requires small spectral range Mitigates U dependence	Double valued Strongly dependent on N/H and N/S

Table 1 continued

Name	Definition	Calibrations ^a	Strengths	Weaknesses and caveats
N2O2	$\log([\text{NII}]\lambda 6584/[\text{OII}]\lambda 3727)$	4, 6, 7, 9, 12	Little affected by U	Traces primarily N/O Requires dust reddening correction Insensitive at low metallicities
N2S2	N2-S2	4, 6, 7, 9, 12, 16	Little affected by dust reddening Requires small spectral range Little affected by U	Traces primarily N/S Insensitive at low metallicities

^aReferences for the some of the calibrations: (1) McCall et al. (1985), (2) Skillman et al. (1989), (3) McGaugh (1991), (4) Kewley and Dopita (2002), (5) Kobulnicky and Kewley (2004), (6) Nagao et al. (2006a), (7) Maiolino et al. (2008), (8) Curti et al. (2017), (9) Curti (2019), (10) Pettini and Pagel (2004), (11) Dopita et al. (2016), (12) Pérez-Montero and Contini (2009), (13) Jones et al. (2015a), (14) Bian et al. (2018), (15) Strom et al. (2017a), (16) Pérez-Montero et al. (2007), (17) Marino et al. (2013)

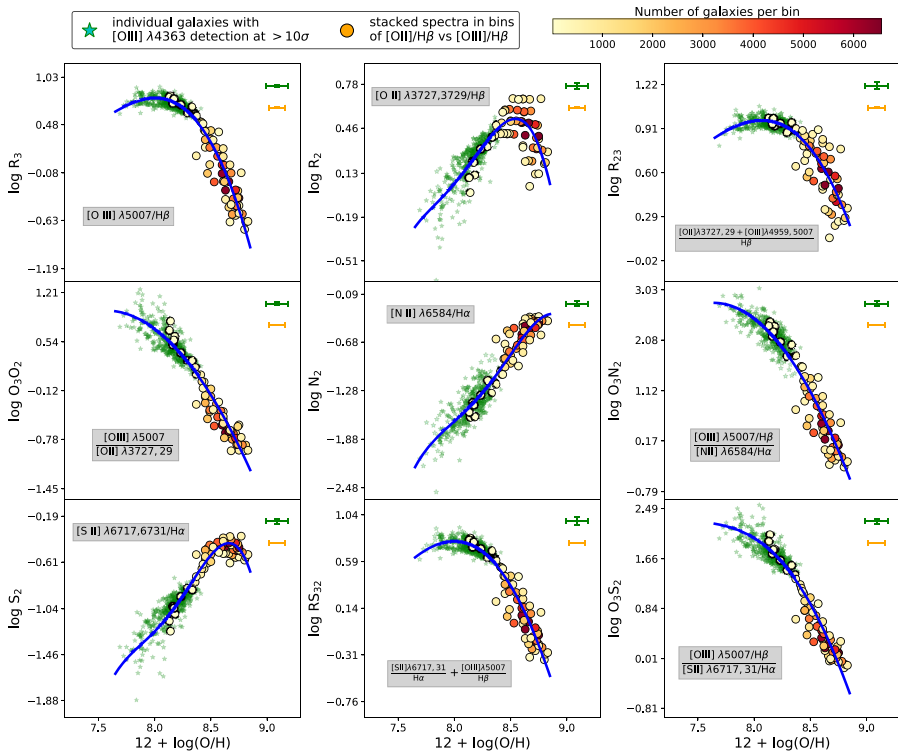


Fig. 6 Strong line diagnostics as a function of oxygen abundance obtained by Curti et al. (2017) and Curti (2019). For the definition of the strong line diagnostics on the Y-axes please refer to Table 1. Green symbols are individual galaxies and circles are measurements from stacks of galaxies from the SDSS, colour coded by the number of galaxies in each stack (top colour bar). These calibrations are based on the most recent realization of T_e direct method

Nagao et al. 2006a). This ratio is also one of the parameters used to select star-forming galaxies in the BPT diagram, hence its calibration and application is highly sensitive to the detailed BPT-boundary adopted to select HII regions, implying that the resulting metallicity distribution of galaxies is also quite subject on the assumed BPT boundary. Finally, given its quadratic dependence on metallicity, N2 can be very low in low metallicity galaxies, down to -2 , and therefore the [NII] λ 6584 line can be vary faint. This can introduce severe selection biases through the undetected galaxies if this effect is not properly taken into account.

S2 ($\equiv \log([\text{SII}]\lambda 6717,31/\text{H}\alpha)$) is very similar to N2, but it has the advantage of not being linked to the nitrogen abundance. Sulfur is an α -element like O, therefore S/O is expected to evolve much less than N/O.

O32 ($\equiv \log([\text{OIII}]\lambda 5007/[\text{OII}]\lambda 3727)$) is mostly a tracer of the ionization parameter (Díaz et al. 2000; Kewley and Dopita 2002; Nagao et al. 2006a). The strong dependence on metallicity (Fig. 6) is mostly secondary and is mostly due to the correlation between ionization parameter and metallicity. Therefore, this diagnostic should really be used only if no other tracers are available and always bearing in mind that it is a very

indirect tracer, through the $U-Z$ relation (which may evolve with redshift, see Kewley et al. 2013b), and subject to large scatter. Both O32 and R3 can be used to distinguish between the two branches of R23.

Ne3O2 ($\equiv \log([\text{NeIII}]\lambda 3870/[\text{OII}]\lambda 3727)$), proposed by Nagao et al. (2006a) and Pérez-Montero et al. (2007), is equivalent to O32, i.e., is primarily a tracer of the ionization parameter, however it has the advantage that $[\text{NeIII}]\lambda 3870$ and $[\text{OII}]\lambda 3727$ are very close in wavelength, hence they require a very small wavelength range to be observed simultaneously (quite convenient at high-redshift), and their ratio is essentially unaffected by dust reddening. Also, it is the only ratio available in the near-IR bands above $z \sim 3.6$ when $\text{H}\beta$ and $[\text{OIII}]\lambda 5007$ exit the near-IR K band. The drawback is that the $[\text{NeIII}]\lambda 3870$ line is typically ten times fainter than $[\text{OIII}]\lambda 5007$.

O3N2 ($\equiv \log([\text{OIII}]\lambda 5007/\text{H}\beta) - \log([\text{NII}]\lambda 6584/\text{H}\alpha)$) is used quite extensively as it is a monotonic function of metallicity and unaffected by dust extinction (unless significant differential extinction is present). However, it is very sensitive to the ionization parameter and to the N/O abundance ratio, hence with the same major caveats discussed above for the other diagnostics affected by the same issues.

RS23 ($\equiv \log([\text{OIII}]\lambda 5007/\text{H}\beta + [\text{SII}]\lambda 6717,31/\text{H}\alpha)$) is a very promising diagnostics, proposed only recently by Curti (2019) and Kumari (in prep.). It is essentially equivalent to R23, but where $[\text{OII}]\lambda 3727/\text{H}\beta$ is replaced by $[\text{SII}]\lambda 6717,31/\text{H}\alpha$. Hence, as R23, it probes both the high- and low-ionization stages of the gas, but it has the additional advantage of being nearly insensitive to dust reddening. However, it shares some of the same issues as R23, in the sense that it has a secondary dependence on the ionization parameter and is double valued, although the inversion point is conveniently shifted to lower metallicities relative to R23.

$\text{N2S2H}\alpha$ ($\equiv \text{N2}/\text{S2} + 0.264 \cdot \text{N2}$) was developed by Dopita et al. (2016) and is expected to be less sensitive to the ionization parameter with respect to N2 and S2, and share with them the same requirement for the small wavelength range and the feature of being little affected by extinction. The calibration provided by (Dopita et al. 2016) through photoionization models is strongly dependent on the assumed N/O–O/H relation. This diagnostic has been re-calibrated empirically by Curti (2019), but the inclusion of the nitrogen line still preserves its dependence on the nitrogen abundance.

N2O2 ($\equiv \log([\text{NII}]\lambda 6584/[\text{OII}]\lambda 3727)$) and N2S2 ($\equiv \log([\text{NII}]\lambda 6584/[\text{SII}]\lambda 6717, 31)$) are both very good tracers of the abundance of nitrogen relative to α elements (e.g., Pérez-Montero and Contini 2009); however, they are often used also as tracers of metallicity thanks to the correlation of the nitrogen to α -elements abundance ratio (N/α , such as N/O and N/S) with O/H at high metallicities. Yet, one should bear in mind that the dependence on metallicity is therefore indirect and that these diagnostics can be deceiving for systems deviating from the N/α – O/H average relation. Both diagnostics fail to be a sensitive metallicity diagnostics at low metallicities where the N/α – O/H flattens. N2S2 has the advantage, relative to N2O2 , of being much less sensitive to dust reddening and requiring a small wavelength range.

Even more indicators, based a different combinations of several lines or on other elements such as Argon, have been proposed, among others, by Pérez-Montero and Díaz (2005), Stasińska (2006), Pérez-Montero et al. (2007), Kobulnicky et al. (1999), Dopita et al. (2016) and Pilyugin and Grebel (2016). Most importantly, some of these authors provides interlaced combination of multiple line diagnostics that attempt to

explicitly take into account (and therefore mitigate) the effects of other physical parameters, such as the ionization parameter.

It is important to recall that, when attempting to investigate the nitrogen abundance N/O as a function of global metallicity O/H , obviously none of the strong line metallicity diagnostics involving the nitrogen lines should be used to measure the global metallicity O/H , as in this case both axes would essentially measure more or less directly the nitrogen abundance; for this kind of studies the global metallicity O/H should be measured by using only nitrogen-free diagnostics. Calibrations giving N/O (or N/S) in terms of $N2O2$ and $N2S2$ are given, for instance, by Pérez-Montero and Contini (2009) (based on empirical calibration) and Strom et al. (2017a) (through photoionization modelling).

Summarizing, the results of strong line methods based on optical lines critically depend on the method used to calibrate their line ratios, and calibrations based on the T_e method should be preferred. When lines of other non-alpha elements, such as Nitrogen, are used to measure Oxygen abundance, variations of the relative element abundances add another important source of uncertainty.

3.5.2 Strong line calibrations: UV lines

Although extensive models and codes have been developed to infer the metallicity from the UV lines (Fosbury et al. 2003; Jaskot and Ravindranath 2016; Gutkin et al. 2016; Feltre et al. 2016; Chevillard and Charlot 2016; Pérez-Montero and Amorín 2017; Byler et al. 2018; Nakajima et al. 2018), and some works also measure metallicities directly using UV auroral lines (e.g., Erb et al. 2010; Berg et al. 2018), no clear, simple calibration has been proposed to derive the gas metallicity from ratios of UV strong lines. Ratios between CIII]1908, CIV1549 and HeII1640 (often some of the brightest line detected in the UV spectra of star-forming galaxies) are all strongly sensitive to the ionization parameter and shape of the ionizing continuum, and they are also produced/contributed by different physical processes: CIII]1908 is a collisional excited nebular line, CIV1549 is a resonance line which is generally blended with interstellar absorption and stellar P-Cygni profile, HeII 1640 is an interstellar recombination line in the highly ionized part of HII regions, but is also produced by the atmospheres of Wolf-Rayet stars. Pérez-Montero and Amorín (2017) also investigated the ratio of UV carbon lines with the optical hydrogen recombination lines; however, besides the problem of these ratios being extremely sensitive to dust reddening, no clear trend was found with metallicity, likely also because of the strong dependence on the ionization parameter.

However, the UV range contains the optimal nebular lines for the measurement of the C/O abundance ratio. Indeed, based on empirical calibrations, Pérez-Montero and Amorín (2017) have shown that the flux ratio

$$C3O3 \equiv \log \left(\frac{CIII]1908 + CIV1549}{OIII]1664} \right),$$

is primarily sensitive only to the C/O ratio, and they provide an empirical relation in the form $\log(C/O) = -1.069 + 0.796 C3O3$. One however has to be aware of

the caveats on the different production mechanisms of these lines discussed above, especially for what concerns CIV1549. If information on the electron temperature is available from auroral lines, then a more accurate determination of the C/O abundance (or at least of C^{2+}/O^{2+}) can be obtained from the CIII]1908/OIII]1664 ratio (Garnett et al. 1995, 1997), hence not having to rely on CIV1549 and the issues associated with this transition.

3.5.3 Strong line calibrations: far-infrared lines

The advent of IR space observatories such as Spitzer (Werner et al. 2004) and Herschel (Pilbratt et al. 2010), the prospect of new major spectroscopic IR surveys with the next generation satellites (SPICA, Roelfsema et al. 2018), and the possibility of observing the rest-frame far-IR wavelength range in distant galaxies with ground based sub-mm/mm observatories, such as ALMA and NOEMA, has fostered the investigation of mid/far-IR transitions as metallicity tracers.

Far-IR, fine-structure lines are expected to become a main coolant of HII regions at moderately high metallicities and low temperatures (e.g., Stasińska 2002). One problem of these transitions is that the most useful of them, within this context, are sparsely distributed across the broad IR wavelength range, often posing observational challenges. The additional problem is that these transitions tend to have low critical densities, making the gas density an additional important parameter affecting these diagnostics. Moreover, some of these transitions come from multiple gas components, making their modelling difficult and subject to large uncertainties and assumptions; for instance [CII]158 μ m is emitted partly in the HII regions and in the Photo-Dissociation-Regions (PDR).

However, despite these caveats, IR transitions offer the possibility of investigating the metallicity of galaxies virtually without suffering from any dust extinction effects, therefore are worth exploring and using, whenever possible (Moorwood et al. 1980a, b; Lester et al. 1987; Rubin et al. 1988; Tsamis et al. 2003). For example, the metallicities of the central, obscured regions of starburst galaxies are only accessible via these far-IR lines, while metallicities derived from optical lines are likely to apply only to the outer, less dust-extincted part of these galaxies (e.g., Puglisi et al. 2017; Calabrò et al. 2018).

Most efforts have used photoionization modelling, and primarily using nebular lines coming only from HII regions, hence reducing model uncertainties and assumptions. After investigating various possible line ratios, Nagao et al. (2011) identified the line flux ratio ($[OIII]\lambda 52\mu\text{m}+88\mu\text{m}/[NIII]57\mu\text{m}$) as a good tracer of the gas metallicity, which is little dependent on gas density, ionization parameter and source of ionizing continuum. This has been confirmed later on by Pereira-Santaella et al. (2017) by adding a correction factor that minimizes the effects of some scaling relations not directly associated with metallicity (Fig. 7, left). Note however, that the metallicity sensitivity of this diagnostic is primarily due to the relation N/O–O/H assumed in the photoionization models adopted to calibrate it (hence the steep dependence at high metallicities and flattening at low metallicities). So one should be aware that this diagnostic is primarily tracing N/O.

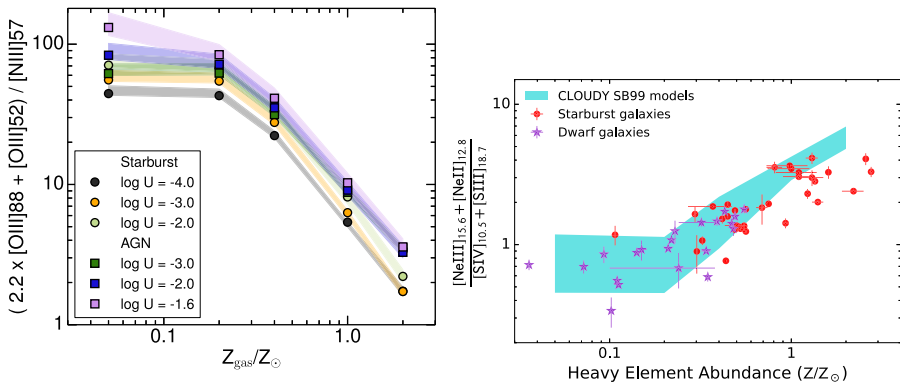


Fig. 7 Two metallicity calibrations based on far-IR lines. Left: $(2.2 \times [\text{OIII}]\lambda 88\mu\text{m} + [\text{OIII}]\lambda 52\mu\text{m}) / [\text{NIII}]\lambda 57\mu\text{m}$ flux ratio as a function of the gas metallicity, for different ionization parameters and sources of ionization, according to the photoionization models developed by Pereira-Santaella et al. (2017). Right: $([\text{NeIII}]\lambda 16\mu\text{m} + [\text{NeII}]\lambda 13\mu\text{m}) / ([\text{SIV}]\lambda 11\mu\text{m} + [\text{SIII}]\lambda 16\mu\text{m})$ as a function of metallicity along with a range of photoionization models. Image reproduced with permission from Fernández-Ontiveros et al. (2017), copyright by ASA

In absence of one of the two $[\text{OIII}]\lambda 52\mu\text{m} / [\text{NIII}]\lambda 57\mu\text{m}$ and $[\text{OIII}]\lambda 88\mu\text{m} / [\text{NIII}]\lambda 57\mu\text{m}$ ratios can still be used individually, but they are much more sensitive to the gas density. In fact, the line ratio $[\text{OIII}]\lambda 88\mu\text{m} / 52\mu\text{m}$ is sensitive to density and can be used to measure it (Lester et al. 1983).

Fernández-Ontiveros et al. (2017) have also proposed the ratio $([\text{NeIII}]\lambda 16\mu\text{m} + [\text{NeII}]\lambda 13\mu\text{m}) / ([\text{SIV}]\lambda 11\mu\text{m} + [\text{SIII}]\lambda 16\mu\text{m})$ as a good metallicity diagnostics, by computing both an empirical calibration and a range of photoionization models (Fig. 7, right), (although strongly affected by dust extinction) and Croxall et al. (2013) have proposed a calibration based on the ratios $[\text{OII}]\lambda 88\mu\text{m} / \text{H}\alpha$ and $[\text{NeII}]\lambda 12.8\mu\text{m} / [\text{NeIII}]\lambda 15.5\mu\text{m}$.

Finally, Nagao et al. (2012) proposed that $[\text{NII}]\lambda 205\mu\text{m} / [\text{CII}]\lambda 158\mu\text{m}$ could be a viable metallicity tracer for observations of high redshift galaxies with ALMA (at $z > 4$, where both lines are detectable from ground), again exploiting the N/O–O/H, although subject to significant model uncertainties.

3.5.4 Excitation source and BPT diagrams

Understanding the source of excitation of the nebular emission lines is important as the calibration of the metallicity diagnostics is typically restricted to a class of ionizing/excitation sources, generally young hot stars in star forming regions. This section gives a quick overview of some of the diagnostics used to classify galaxies and galactic regions, as well as of some of the main issues.

Diagrams comparing two or more emission line flux ratios contain a wealth of information about the conditions of the emission line nebulae. Different pieces of information can be obtained from different line ratios. Usually the influence of dust extinction is minimized either by using pairs of lines close in wavelength, or by plotting extinction-corrected line ratios.

The BPT diagrams, originally proposed by Baldwin et al. (1981), are among the most widely used. In these diagrams the $[\text{OIII}]\lambda 5007/\text{H}\beta$ ratio is used for its dependence on ionization parameter, and compared either to $[\text{NII}]\lambda 6584/\text{H}\alpha$ (N2-BPT), $[\text{SII}]/\text{H}\alpha$ (S2-BPT), or $[\text{OI}]/\text{H}\alpha$ (OI-BPT) (Veilleux and Osterbrock 1987). Diagnostic diagrams similar to the BPT plots have been discussed also considering lines at wavelengths other than optical, such as mid- and far-IR (Dopita et al. 2013) and UV (Byler et al. 2018).

In general, line flux ratios depend on many quantities such as total metallicity, chemical abundance ratios, ionization parameter and hardness of the ionizing continuum. For this reason BPT diagrams are widely used to compare observational and theoretical results on emission lines (e.g., Lehnert and Heckman 1996; Kewley et al. 2001a; Kewley and Dopita 2002; Dopita et al. 2006). These are the first diagrams that any photoionization model must reproduce, at least at the statistical level. Diagrams have also been introduced that are optimized to reveal the effect of single parameters. For example, the distribution of galaxies in the diagram O32 vs. R23 is sensitive to both the ionization parameter and metallicity, and can be used to break the degeneracies between these two quantities both in the local universe and at high redshift (Lilly et al. 2003; Hainline et al. 2009; Richard et al. 2011; Nakajima et al. 2013).

The presence of diffuse ionized gas (DIG) in local and distant galaxies (e.g., Oey et al. 2007) can also affect the position of galaxies on the BPT diagrams and bias the measurements of metallicity especially, in galaxies with low sSFR and low surface brightness of $\text{H}\alpha$ emission (Sanders et al. 2017; Zhang et al. 2017; Lacerda et al. 2018).

Note that, since $[\text{NeIII}]\lambda 3870$ and $[\text{OIII}]\lambda 5007$ are emitted by essentially the same region and scale nearly proportionally to each other, the $[\text{NeIII}]/[\text{OII}]$ and O32 have the same meaning and both depend mainly on ionization parameter. This is the reason why the $[\text{NeIII}]/[\text{OII}]$ vs. O32 plots show small scatters (Steidel et al. 2016). The two lines can therefore be used equivalently.

Local galaxies show a typical bimodal distribution in the classic N2-BPT ($[\text{OIII}]/\text{H}\beta$ vs $[\text{NII}]/\text{H}\alpha$), S2-BPT ($[\text{OIII}]/\text{H}\beta$ vs $[\text{SII}]/\text{H}\alpha$) and O1-BPT ($[\text{OIII}]/\text{H}\beta$ vs $[\text{OI}]/\text{H}\alpha$) diagrams, which are not sensitive to dust extinction. HII regions and galaxies whose emission is dominated by star formation, i.e., whose ionizing continuum is due to young, hot stars, follow a well defined sequence, where high values of $[\text{OIII}]/\text{H}\beta$ correspond to low values in $[\text{NII}]/\text{H}\alpha$, $[\text{SII}]/\text{H}\alpha$ and $[\text{OI}]/\text{H}\alpha$, as shown in Fig. 8 for the former two (Veilleux and Osterbrock 1987; Kewley et al. 2001a, b; Kauffmann et al. 2003; Bamford et al. 2008; Lamareille 2010). The position of the galaxies along the star-forming sequence is dominated by the luminosity-weighted ionization parameter. This is linked to metallicity (Nagao et al. 2006a; Dopita et al. 2006), therefore this is also a metallicity sequence, increasing toward higher values of $[\text{NII}]/\text{H}\alpha$ (e.g., Andrews and Martini 2013; Curti et al. 2017).

Nebulae excited by a harder, AGN continuum are located in a different part of the diagram, with high values of all these diagnostic ratios: $[\text{NII}]/\text{H}\alpha$, $[\text{SII}]/\text{H}\alpha$, $[\text{OI}]/\text{H}\alpha$ and $[\text{OIII}]/\text{H}\beta$; therefore, the BPT diagrams are routinely used as a classification tool to separate the two populations of star-forming and AGN-dominated galaxies. The reason why AGN are located in these regions of the BPT diagrams is primarily the combination of two effects: high energy photons produced by AGN increase the fraction of highly

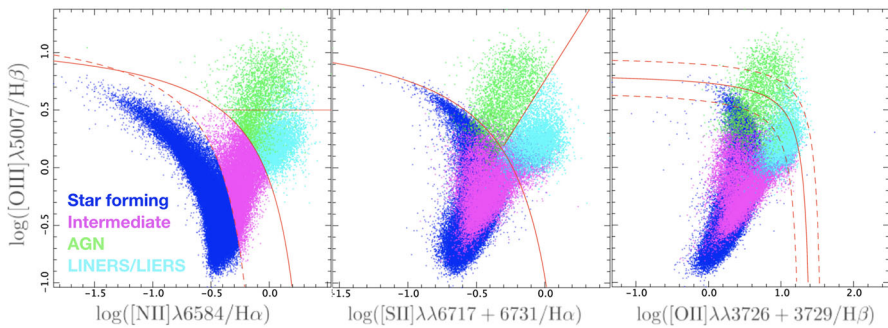


Fig. 8 The three classical diagnostic diagrams N2-BPT, S2-BPT, and R3 vs. R2 for SDSS galaxies. Galaxies are colour-coded according to the N2-BPT (blue and purple) and S2-BPT (green and cyan) diagrams. Blue are star-forming galaxies, purple are composite galaxies, green are Seyfert nuclei and cyan are LINERs/LIERs. Image reproduced with permission from Lamareille (2010), copyright by ESO

ionized oxygen and also penetrate deeper into the gaseous clouds producing extended, partially ionized regions where singly ionized nitrogen and sulfur, as well as neutral oxygen, are abundant and where their collisionally excited transitions are the main coolant; moreover, the intense radiation field produced by AGNs also often results into high ionization parameter, which further boosts the [OIII]5007 emission.

Composite galaxies with contributions from both star formation and AGN occupy an intermediated position.

The region of the BPT diagrams with high values of [NII]/H α , [SII]/H α , and [OI]/H α and relatively low values of [OIII]/H β are occupied by the so-called “Low Ionization Nuclear Emission Line Regions”, LINERS (Heckman 1980). The bimodality of the population in this region is even more evident in the S2-BPT diagram (Kewley et al. 2006a). Recent works have shown that this kind of emission is not confined to the nuclear region and is actually extended on kilo-parsec scales (Sarzi et al. 2010; Singh et al. 2013; Belfiore et al. 2016b), it has therefore been suggested to rename these regions as “LIER” (i.e., dropping the “N” that stands for “Nuclei” in the original acronym). It has been shown that LINER/LIER are a composite population that can be ionized by weak AGN, by post-AGB stars (associated with evolved stellar populations) or shocks (e.g., Shull and McKee 1979; Chevalier et al. 1980; Lehnert and Heckman 1996; Allen et al. 2008; Rich et al. 2010; Binette et al. 2012; Newman et al. 2014, see Sect. 3.5).

The most commonly used separation boundaries between these classes of galaxies are from Kewley et al. (2001a,b, 2006a) and Kauffmann et al. (2003), but other classifications have been proposed by Veilleux and Osterbrock (1987), Tresse et al. (1996), Dopita et al. (2000), Stasińska et al. (2006), Cid Fernandes et al. (2010) and Lamareille (2010). In all cases, galaxy classification based on different BPT diagrams (either N2, S2, or OI) can be very different (see Fig. 8). To obtain more robust and stable results Vogt et al. (2014) defined multiparametric, 3D BPT diagrams, simultaneously using more than two line ratios.

Recently, a number of large size, integral field unit (IFU) spectrographs have been used to map a number of emission line galaxies. These data have been used to obtain

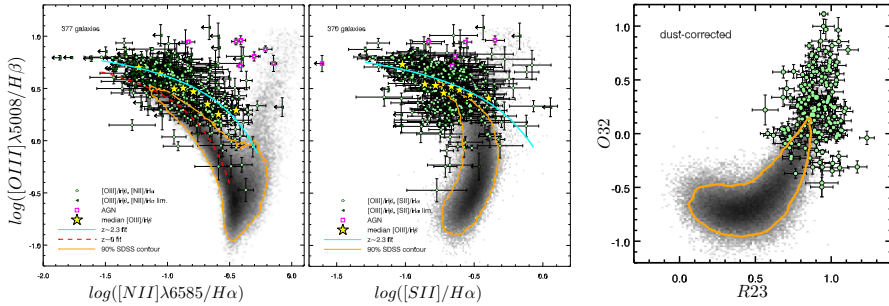


Fig. 9 Three classical diagnostic diagrams for high- z galaxies. The N2-BPT, S2-BPT, and O32 vs. R23 diagrams are shown. Grey dots are the local SDSS galaxies, while green dots are star-forming galaxies at $z \sim 2.3$ observed with MOSDEF at Keck. High- z galaxies show a clear offset from the local HII-sequence on the N2-BPT diagram, but not offset on S2-BPT diagram (although this claim has been debated, Strom et al. 2017b) nor on the local O32 vs R23 diagram. Image reproduced with permission from Shapley et al. (2015), copyright by AAS

spatially-resolved BPT diagrams studying the ionization properties of galactic sub-regions, both in local galaxies (e.g., Belfiore et al. 2015, 2016b; Davies et al. 2016, 2017b) and at high redshift (e.g., Newman et al. 2014; Curti 2018). In particular, the use of the VLT IFU spectrograph MUSE (Bacon et al. 2010) on nearby galaxies has allowed astronomers to obtain spatially resolved spectroscopy with very high spatial resolution on entire galaxies (e.g., Cresci et al. 2017; Venturi et al. 2017, 2018) distinguishing different ionisation conditions in different parts of galaxies.

The new, near-IR, multi-object spectrographs on 8-m class telescopes have allowed the observation of the near-IR spectra of a large number of intermediate redshift galaxies, obtaining high S/N ratios and reliable fluxes for the rest-frame optical lines. These studies have confirmed and clarified earlier results, based either on few galaxies or stacked spectra, that had shown the presence of a shift between the BPT distribution of high- z galaxies with respect to local forming galaxies (Shapley et al. 2005, 2015; Erb et al. 2006a, 2010; Kriek et al. 2007; Liu et al. 2008; Hainline et al. 2009; Finkelstein et al. 2010; Yabe et al. 2012, 2014, 2015a; Cullen et al. 2014; Newman et al. 2014; Masters et al. 2014; Hayashi et al. 2015; Salim et al. 2015; Sanders et al. 2016c; Steidel et al. 2016; Trainor et al. 2016; Strom et al. 2017a, b; Kashino et al. 2017, among others). High redshift galaxies appear to have higher $[OIII]/H\beta$ for a given $[NII]/H\alpha$, or higher $[NII]/H\alpha$ for a given $[OIII]/H\beta$, or both, see Fig. 9. Studies comparing the redshift evolution of only one line ratio with respect to other properties of the galaxies such as mass or sSFR also find evidences for evolution, but in this case the results are more ambiguous because it is not easy to distinguish an evolution of the ionizing properties of the gas from a simple metallicity evolution (Cullen et al. 2016; Holden et al. 2016)

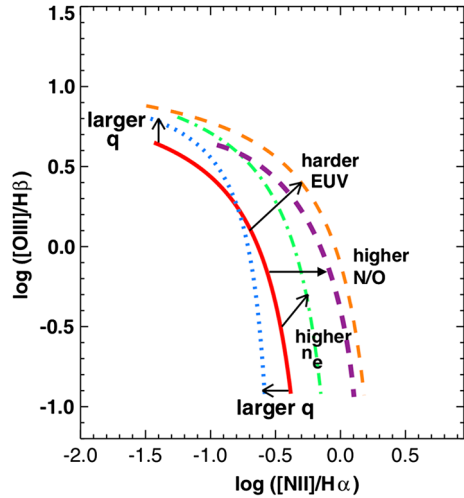
Many possible explanations have been proposed. Kewley et al. (2013a) ascribe this shift to an evolution of the ISM conditions in high- z starbursts, such as higher densities, harder ionizing radiation, or higher ionization parameter (see Fig. 10). Several authors (Brinchmann et al. 2008; Hayashi et al. 2015; Shimakawa et al. 2015; Kewley et al. 2015; Cullen et al. 2016; Kashino et al. 2017; Hirschmann et al. 2017; Kaasinen et al.

2018) explain the effect as the consequence of a high ionization parameter due either to higher SFR densities, or to a top-heavy IMF. Higher densities or higher ISM pressures are suggested by Shirazi et al. (2014), but this possibility is not supported by Strom et al. (2017a) who found no correlation between density and offset from the local BPT. Higher densities and higher ionization parameters are also seen in the rare local galaxies that fall into the same, offsetted part of the N2-BPT diagram (Bian et al. 2016, 2017, 2018). These galaxies have low mass and high sSFR, but other SDSS galaxies with similar mass and sSFR do not necessarily have the same properties of the ISM, pointing towards other explanations for their peculiar properties. Also Poetrodjojo et al. (2018) do not find a relation between ionization parameter and sSFR in their sample of local, face-on spiral galaxies. Higher N/O abundance ratio has been proposed, as an explanation of the offset, by Pérez-Montero and Contini (2009), Masters et al. (2014, 2016), Shapley et al. (2015) and Yabe et al. (2015a), based on the evolution in the N2-BPT and not in the S2-BPT, on the absence of offset in the O32 vs. R23 diagrams (see Fig. 9), and on some N/O ratios measured at high redshift (Kojima et al. 2017). Jones et al. (2015a) reached the same conclusion on the base of a metallicity calibration at $z = 0.8$ based on the “direct” method. The difference in N/O could be related to the presence of hot ($T_e \sim 80\,000$ K) Wolf–Rayet stars enriching the ISM with N, or to selection effects at high redshift (Masters et al. 2016). Cowie et al. (2016) proposed a combined effect of increasing N/O and increasing ionization parameters. However, a variable N/O has been questioned by Kashino et al. (2017) and Strom et al. (2017a), as these authors find evolution also in the S2-BPT diagram, and by the results of the models proposed by Hirschmann et al. (2017). Steidel et al. (2014), Nakajima et al. (2016) and Strom et al. (2017a) proposed the effect of harder stellar ionizing radiation as the dominant contribution to the BPT evolution, but this is not supported by the lack of correlation between the ionizing photon production efficiencies and the offset from the local BPT diagram found by Shivaie et al. (2018). In addition to the hardness of the spectra, Nakajima et al. (2016) suggested that matter-bounded HII regions could boost the value of the O32 ratio. Weak AGNs and shocks (Wright et al. 2010; Newman et al. 2014) could also have a role, albeit Steidel et al. (2014) found no evidence for high ionization lines from AGNs, and possibly selection effects could be present (Juneau et al. 2014).

In conclusions, it is not clear if there is one dominant effect and, actually, it is likely that many of them contribute to the observed BPT “evolution” with redshift. This large range of possible explanations ultimately derives from the intrinsic degeneracies of the photoionization models with respect to many parameters, as shown in Fig. 10.

Most importantly, in the context of this review, it is not clear how the strong-line calibrations derived for local galaxies are affected by this evolution of the excitation mechanisms/processes or of the relative abundances. Definitely the shift from the local distribution on the BPT diagram results in an internal inconsistencies of the different methods (e.g., Kewley and Dopita 2002); the effect on metallicity can be severe when using N-based indicators (Newman et al. 2014; Cullen et al. 2016) or relatively minor (Salim et al. 2015), especially when using many line ratios (Brinchmann et al. 2008). The problem of the possible evolution of metallicity diagnostics could be solved if direct detections of [OIII] λ 4363 and other auroral lines in a significant number of high redshift galaxies are obtained. Using observations at $z \sim 0.8$, Jones et al. (2015a)

Fig. 10 Illustration of the effect of the variation of several parameters on the offset from the HII sequence on the N2-BPT diagram. It shows how the SDSS star-forming galaxy sequence (in red) is modified by a harder ionizing field into the orange line, by an increase of electron density into the green line, by an increase of the ionization parameter q into the blue line, and by an increase of N/O into the purple line. The effects of most of these parameters are highly degenerate. Image adapted with permission from Kewley et al. (2013a), copyright by AAS



obtained that the calibrations remain stable within 0.01 dex with respect to the local ones, revealing a small effect of the shift in the BPT diagrams on metallicity determinations. Similarly, by exploiting the currently limited number of high redshift ($z \sim 2$) galaxies for which “direct” T_e metallicity measurements are available (mostly lensed galaxies), Patrício et al. (2018) have shown that diagnostics such as R23 and O3 appear to provide still reliable metallicity measurements, consistent with the local calibrations, while diagnostics involving nitrogen seem to be affected by a systemic offset, suggesting that a redshift evolution of the N/O abundance ratio, or selection effects, are probably affecting the reliability of these diagnostics. Diagnostics that are primarily tracing the ionization parameter and tracing metallicity only indirectly (or through a secondary dependence), such as O32 and Ne3O2, are those that show the largest dispersion and deviations in terms of ‘true’ metallicity with respect to that inferred from applying the local calibrations, confirming that enhanced ionization parameter in distant galaxies is heavily affecting these diagnostics. Certainly more direct T_e based measurements at high redshift are needed to further assess these issues.

Summarizing, the various flavours of the BPT and other diagnostic diagrams are critical tools to study the conditions of the ionized ISM in local and distant galaxies and determine the main contribution to the ionization, allowing for a classification of the galaxies. Clear signs of evolution are seen between local and high-redshift ($z \sim 2$) galaxies, and the origin of this evolution is debated. It is likely that the values of metallicity derived for distant galaxies with strong line methods are affected by this evolution, but the importance of this effect is still not clear.

3.6 Interstellar and intergalactic absorption lines

The ultraviolet spectral region is rich in resonant transitions of metal lines, associated with different kind of ions. If a clump of gas is observed against a source of radiation, the absorption introduced by such transitions provide a measure of the column density

of the associated ionic species (through the curve of growth, see Savage and Sembach 1996, for a review). More specifically the depth of the absorption produced by the transition between levels m and n of an ion i along the line of sight is given by $e^{-\tau(\nu)}$, where the optical depth is defined as

$$\tau(\nu) = \frac{\pi e^2}{m_e c} f N^i \phi(\nu, b),$$

where N^i is the column density of the ion i , f is the oscillator strength and $\phi(\nu, b)$ describes the line profile as a function of frequency, which is also dependent on the Doppler parameter b .

If the column of hydrogen is also measured through one of the Lyman absorption lines, and constraints on the ionization status of the gas can be obtained, then accurate measurements of the cloud metallicity, or of its relative chemical abundances, can be inferred. Provided that the spectrum has high enough signal-to-noise, and adequate resolution, this technique provides some of the most accurate measurements of gas metallicity and chemical abundances. Indeed, by measuring directly the column of metals/ions the technique is often (nearly) model independent and subject to little uncertainties.

Most metal absorption lines used to investigate the chemical abundances are resonant lines in the UV. These have been extensively used to investigate the chemical abundances of the circumgalactic/intergalactic medium and in the interstellar medium of galaxies (e.g., Le Brun et al. 1997; Rauch 1998; Pettini et al. 2002a; Noterdaeme et al. 2008; Lehnert et al. 2009; Steidel et al. 2010; Rafelski et al. 2012; De Cia et al. 2018). In most cases quasars were used as background light, but sometimes also other bright sources such as SNe and Gamma-ray Bursts (GRBs) constituted the beacon (e.g., Prochaska et al. 2007; Ledoux et al. 2009; Berger et al. 2012; Vreeswijk et al. 2014). The advent of sensitive spectrometers in space has enabled to extend these studies to local systems where stellar clusters or star-forming regions are used as background sources (e.g., James et al. 2014a; Tumlinson et al. 2011, 2017; Werk et al. 2014).

The fundamental difference with respect to luminosity-selected galaxies is that absorption lines, sensitive to column-density cross-section, probe the most numerous objects which are expected to be low-mass galaxies with low metallicity, a population whose emission is not easily accessible at high-redshift. Continuum or line emission metallicity studies instead tend to probe preferentially more massive (hence more metal rich) systems. Moreover, while metallicities measured through emission lines or stellar photospheric features are luminosity weighted (hence provide a view of the metal content in galaxies biased towards the most active regions), absorption systems provide a totally unbiased view of the metal content from this point of view.

Damped Lyman Alpha systems (DLAs) are by far the class of systems most widely exploited to trace metal enrichment and chemical abundances through absorption features at cosmological distances. These are defined as systems detected in absorption with column densities of neutral hydrogen $N(\text{HI}) > 2 \times 10^{22} \text{ cm}^{-2}$. The several metal transitions observed in absorption together with Ly α often enable a detailed characterization of their metallicity and abundance pattern. Good overviews of DLAs

can be found in Pettini (2004) and Wolfe et al. (2005), although much work has obviously been done since these reviews.

An important aspect to bear in mind about DLAs and other absorption systems, especially in the context of this review, is that it is not really clear which kind of systems they are probing and what is their relation to galaxies. Even in those cases in which the optical counterpart of the DLA is identified, it is not clear whether the absorption system is tracing the outer parts of the galactic disc, or gas in the circumgalactic medium that has been ejected or is in an accretion phase, or a satellite galaxy/clump, or simply clumps in the nearby ICM/CGM (e.g., Fynbo et al. 2010; Krogager et al. 2012; Fumagalli et al. 2015), possibly characterized by a complex multiphase status and a poor chemical mixing (e.g., Zahedy et al. 2018). The fact that DLAs are not directly tracing the bulk of the active and luminous part of galaxies has been discussed for instance by Pettini et al. (1999) and Pettini (2004), based on the weak redshift evolution of the metallicity in DLAs.

Prochaska et al. (2003) found evidence for a significant redshift evolution of the DLA metallicities, subsequently confirmed by various authors (e.g., Rafelski et al. 2012, 2014; De Cia et al. 2018; Poudel et al. 2018), however the extrapolation of these evolutions to $z = 0$ is around $\log(Z/Z_{\odot}) \sim 0.7\text{--}0.8$, i.e., well below the metallicity of the bulk of local galaxies (at least within their effective radius). For the same reasons, and in particular due to the fact that absorption systems probe different regions than the bright parts of galaxies, it is difficult to compare the metallicity inferred from absorption systems with those inferred from emission lines or stellar features in galaxies. While early studies claimed a strong discrepancy (i.e. that absorption systems were systematically more metal poor than the metallicity inferred from emission line systems), these claims have been significantly revisited by studies that have compared absorption-derived metallicities with close-by HII regions and found that they are indeed consistent with each other (e.g., Bowen et al. 2005). Statistical studies have also found consistency between metallicities inferred from absorption systems and the luminous part of their counterpart once metallicity gradients are taken into account (e.g., Krogager et al. 2017).

Even with the difficulties in associating DLAs with the galactic component, absorption systems still provide the most accurate measurements of the relative abundances on an extremely wide range of chemical elements. By probing both refractive and volatile species absorption systems also provide some of the best determination of the relative depletion of chemical elements in dust grains in different environments and as a function of metallicity, as it will be discussed in Sect. 3.8.

DLAs will be recalled and discussed in several parts of this review. It is however important here to recall some caveats and difficulties of this technique, in particular the saturation of absorption lines, which in some cases only provides a lower limit on the column density of the ionic species, and the need to correct for the ionic fraction. The latter is often the main source of uncertainty as, unless multiple transitions from different ionization stages of the same element are observed, it may imply some modelling to account for the fraction of the unobserved ionic species. However, in many cases either several transitions are available to tightly constrain the ionization stage, or the column density is large enough that one can safely assume that the bulk

of the cloud is self-shielded and therefore mostly neutral or in low ionization stages (Wolfe et al. 2005).

In the case of absorption lines used to probe the ISM in galaxies, the clump(s) covering factor is another potential source of uncertainty, but it can often be constrained either through the depth of saturated lines, or by using doublets whose relative equivalent widths is tied to the relative oscillator strengths.

The fact that transitions of different elements can be traced at different redshifts, depending on the available wavelength band, and at different column densities (depending on the oscillator strength of different transitions), may introduce difficulties in properly comparing the metallicities observed at different cosmic epochs and different systems (e.g., Rafelski et al. 2012, 2014; Wolfe et al. 2005, and reference therein).

At very high redshift ($z > 5$) the Ly α optical depth of the IGM is so high to make the continuum blueward of the Ly α wavelength at the redshift of the background source nearly totally absorbed. Therefore, at these redshifts it generally becomes nearly impossible to obtain constraints on the column of hydrogen. However, at very high redshifts absorption systems still provide extremely precious information on the relative chemical abundances (modulo ionization corrections) (Becker et al. 2012; D'Odorico et al. 2013).

Summarizing, absorption lines probe a different galaxy population (or different galactic regions) with respect to that investigated by luminosity-selected samples, because the former are most sensitive to the column density distribution of gas. Due to their high column density, accurate measurements of the abundance of several elements can be obtained for the DLAs, allowing for a detailed study of the evolution of the abundance ratios and of dust depletion.

3.7 Chemical abundances from X-ray spectroscopy

X-ray spectroscopy has been extensively used to measure the chemical abundances in hot plasmas ($T \sim 10^6$ – 10^8 K), especially in the case of the hot ICM, (Mushotzky et al. 1996; Mushotzky and Loewenstein 1997; de Plaa et al. 2007; Sato et al. 2007; Mernier et al. 2016, 2018; Simionescu et al. 2018), but also in the galactic winds (e.g., Ranalli et al. 2008; Nardini et al. 2013; Veilleux et al. 2014).

Chemical abundances and metallicity are inferred through thermal collisional excitation and ionization models. This is relatively straightforward, as these plasmas are generally optically thin and in collisional ionization equilibrium, although accounting for the charge exchange X-ray emission has complicated the interpretation of some spectra (e.g., Liu et al. 2012; Zhang et al. 2014). The X-ray spectrum of hot plasma is rich of transitions from nearly all elements, from carbon to nickel, hence rich of information that can be used to infer chemical abundances. Of course, no transitions from hydrogen are detectable in the X-rays, hence the absolute metallicity can only be constrained by modelling the metal lines emission relative to the underlying free-free emission.

Until recently, many studies had mostly used CCD spectra resulting into very low spectral resolution that produces blending of many metal emission lines and, there-

fore, significant uncertainties in the resulting chemical abundances. The use of X-ray dispersion grating spectrometers has enabled astronomers to greatly improve the determination of the chemical abundances in plasmas by disentangling the transitions of several chemical elements (e.g., Ranalli et al. 2008; Mernier et al. 2016, 2018). However, the dispersive nature of this technique has often limited the use of this method to the systems with high surface brightness, such as galaxy cluster cores. The use of the innovative arrays of micro-calorimeters on board of the Hitomi space observatory have delivered a fantastic combination of very high spectral resolution and high sensitivity, therefore enabling an unprecedented, extremely detailed determination of the abundances in the Perseus cluster (Hitomi Collaboration 2017; Simionescu et al. 2018). Unfortunately, the limited lifetime of the Hitomi observatory has prevented the extension of such studies to larger samples.

Grating X-ray spectroscopy has been used also to detect highly ionized metal lines in Warm-Hot systems along the line of sight of bright background quasars (Buote et al. 2009; Zappacosta et al. 2010, 2012; Fang et al. 2010; Nicastro et al. 2018). These observations are very challenging, and do not really provide constraints on the gas metallicity (which is generally assumed or constrained from other tracers), however they can provide key information on the content of baryons in these intervening systems.

3.8 Dust depletion

In the interstellar medium a significant fraction of metals is locked into dust grains, and this is a major source of uncertainty for the determination of the metallicity and chemical abundances of the ISM. The “direct” methods only probe the gas phase metallicity, while photoionization models assume, a-priori a fixed depletion pattern of the various chemical elements, hence assume that the dust-to-metals ratio does not depend on metallicity or other environmental effects.

As mentioned in Sect. 3.6, absorption line studies are the most effective in tracing the depletion pattern, as they can both trace elements that are heavily depleted onto dust (e.g., iron) and elements of the same group that are little depleted.

Extensive studies and reviews on the dust depletion patterns and properties have been published (e.g., Savage and Sembach 1996; Draine 2003; Jenkins 2009; De Cia et al. 2016; Galliano et al. 2018) and an extensive discussion goes beyond this paper. However, in the following we provide some basic information that is particularly useful when investigating the metallicity of the ISM.

The amount of depletion is heavily variable and depends on environment (e.g., Jenkins 2014). Typically, of the order of 30–50% of the metals is locked in dust grains. The depletion fraction is quite different from element to element, depending on its “refractory” nature. Typically, in the ISM nearly all (~ 90 – 99%) of iron is locked in dust, together with most of the silicon (~ 30 – 97% , making silicate grains). About ~ 0 – 40% of oxygen and carbon are in grains, while other elements such as nitrogen, are almost totally in the gas phase (Jenkins 2009) even in the densest environments (e.g., Caselli et al. 2002). Zinc is often assumed to be free from dust depletion and therefore to be a good tracer of the abundance of the iron peak elements, but detailed

studies have shown that it can suffer of significant depletion as well (Jenkins 2009; Berg et al. 2015b). The resulting structure of dust is complex, with cores, mantles and intrusions of the different elements. These are all important aspects when measuring the metallicities by using specific metal lines.

The assumption that the depletion pattern and, more generally, the dust-to-metal ratio is independent of metallicity seems to be reasonable only around solar metallicities, while recent studies (mostly based on the DLA observations) have shown that the dust-to-metal ratio decreases significantly with metallicity (e.g., about 50% lower at $Z \sim 0.1 Z_{\odot}$) (Vladilo et al. 2011; Wiseman et al. 2017; De Cia et al. 2013, 2016), suggesting that grain-growth in the ISM is a dominant mechanism of dust formation. The variation of dust depletion with metallicity introduces a level of complexity that has not been incorporated yet in photoionization models.

4 The landscape of galaxy chemical evolution models

Each galaxy is subject to a number of processes acting together that determine its chemical evolution. Metal poor gas is accreted from the IGM; gas is used inside the galaxy to form stars, but stars can also be acquired via major or minor mergers; stellar evolution provides chemically enriched gas to the ISM via SN explosions and stellar winds; part of this enriched gas can leave the galaxy through galactic winds to enrich the CGM or the IGM; the gas inside galaxies is recycled several times and goes through a number of stellar generations; dust is created and destroyed, locking and releasing metals; the presence of a central AGN can affect the properties of the ISM and of the CGM, either by heating the gas or by removing it through AGN-driven winds, and both these effects can suppress star formation; dynamical interactions with nearby galaxies and with the ICM can alter the properties of the ISM and affect the star formation activity. All these effects can depend on several parameters such as dark matter halo mass, cosmic time, and environment. The study of the chemical enrichment of galaxies can give information on all these effects.

Different kinds of models have been developed to take into account all the effects discussed above in a consistent way and inside a cosmological framework. Extensive reviews of the methods used to develop galaxy formation models and of the current status of the subject can be found in Silk and Mamon (2012), Silk et al. (2014), Somerville and Davé (2015), Naab and Ostriker (2017) and Dayal and Ferrara (2018). In the context of galaxy formation models, Matteucci (2012) provides an extensive overview on the theoretical approaches to model and reproduce chemical enrichment of galaxies..

In this section we give a brief summary of the main classes of existing models of galaxy formation and evolution, which will serve as a reference for the discussions presented together with the observational results. As emphasized by Somerville and Davé (2015), all these models are based on a common set of basic physical processes and obtain similar, although not at all identical, results (see, e.g., Mitchell et al. 2018).

One critical problem that all models must solve is how to keep star formation efficiency low, as in all galaxies only a small fraction of baryons are converted into stars. Galaxies contain a smaller fraction of baryons with respect to the cosmic average, and this fraction increases with mass up to halo mass of the order of $10^{12} M_{\odot}$ (e.g.,

Baldry et al. 2008; Papastergis et al. 2012). This requires the existence of mechanisms to remove baryons from galaxies, or prevent accretion. Star formation must also be limited. For this, the gas can be put into some state unsuitable for star formation rather than removed from the galaxy, or further accretion of gas can be prevented therefore depriving the galaxy of the necessary ingredient for a sustained and prolonged star formation. Sources of these kinds of feedback have been proposed to be, among others, SNe, radiation from young stars, AGN, and ram-pressure stripping due to an intracluster medium.

All models contain a few main, critical parameters that are described via mathematical formulae in the analytical and SAM models or with physical prescriptions in the numerical ones:

- The star formation “efficiency”, defined as the number of stars formed per unit time per unit gas mass

$$\epsilon = \text{SFR}/M_{\text{gas}}, \quad (13)$$

often referred to as the inverse of the gas “depletion time”, i.e., the time required for star formation to completely use up all gas if there is no further gas accretion and the star formation rate remains constant. Note, however, that in case of no accretion the SFR cannot remain constant, must decline exponentially, as simply obtained by solving the “closed-box” differential equation

$$\text{SFR} = -dM_{\text{gas}}/dt = \epsilon M_{\text{gas}}, \quad (14)$$

hence the term “depletion time” is not totally appropriate, as it is actually linked to the e-folding time of the SFR. The star formation efficiency is often taken as constant, independent of the gas mass or surface density; this is equivalent of assuming that the Schmidt–Kennicutt relation is linear, in contrast to the original formulation, which has a slope of 1.4 (see Kennicutt and Evans 2012). Whether the slope of the relation is linear or superlinear is still a debated issue, which goes beyond the scope of this review. More detailed models tend to distinguish between the star formation efficiency associated with the sole molecular gas, i.e., the phase out of which stars form, and the global star formation efficiency, i.e., including the atomic component of the cold gas, which is typically inactive and mostly a reservoir on larger scales.

- The outflow mass loading factor, i.e., the ratio between mass outflow rate and star formation rate,

$$\eta = \frac{\dot{M}_{\text{outfl}}}{\text{SFR}}. \quad (15)$$

For star-forming galaxies, in which the outflow is primarily driven by SNe and radiation pressure from stars, the loading factor is typically observed to be around unity (e.g., Steidel et al. 2010; Heckman et al. 2015; Fluetsch et al. 2018), but it is expected to anti-correlate with the mass of the galaxy (as a consequence of the deeper gravitational potential well, Somerville et al. 2012), and it can be boosted by a large factor by the presence of an AGN (Cicone et al. 2014; Fluetsch et al. 2018). Often models leave the outflow loading factor as a free parameter that is constrained by fitting the observational data. When talking about outflow, it is often important

to discriminate between gas that does not escape the galaxy (falling back, hence being recycled, on relatively short timescales) and gas that leaves the halo (or which is potentially re-accreted only very long timescale, close to the Hubble time). Some models introduce the concept of “effective” outflow loading factor by considering only the fraction of gas that is expelled and not recycled (Peng et al. 2015). Most models assume that the metallicity of the outflowing gas is the same as the average metallicity of the ISM in the galaxy (or of the galactic sub-region), while some models also consider the possibility of differential outflows in which the species produced by core collapse SNe are expelled more efficiently than other elements.

- The gas inflow rate. This is one of the most critical parameters, as it regulates most of the galaxy evolution. Many models *assume that the gas inflow rate is proportional to the SFR in the galaxy* as this enables a simpler analytical solution of the differential equations that describe galaxy evolution and chemical enrichment. However, although mathematically convenient, *we warn that this assumption is unphysical*, as there is no physical reason why the inflowing gas should know about the SFR in the galaxy. Moreover, assuming that the accretion rate is proportional to the SFR, when combined with Eqs. (13)–(15), automatically implies that the gas mass and the SFR must decline exponentially with time, hence implying that the galaxy cannot follow the observed tight relation between mass and SFR dubbed Main Sequence of Star Formation (MSSF, e.g., Brinchmann et al. 2004; Daddi et al. 2007). The only case in which the inflow rate can be physically assumed to be proportional to the SFR is in the condition of perfect equilibrium in which the inflow rate is exactly compensated by the SFR and outflow rate. More physically sound models assume the inflow rate proportional to the halo mass. Generally the inflowing gas is assumed to be chemically pristine; this assumption may not be appropriate in several cases; indeed, as we will see in Sect 5.1.6 and Sect. 8 the circumgalactic gas can be significantly enriched, also at high redshift.

It is important to emphasize that a meaningful comparison between the results of the models, especially those based on numerical techniques, and the observation must take into account all the selection effects on both sides. In fact, generally large populations of observed galaxies are compared to a large number of model galaxies derived from the simulated evolution of baryons inside a distribution of dark matter halos, and the selection of the objects in the models can be different to those affecting the actual observations. While the former are usually selected on stellar mass or halo mass, the latter are selected based on luminosity or gas column density. In other words, simulations must be “observed” using the same selections used for the telescope observations, producing “synthetic observations” of the simulation outputs. This is not always done, but the result of the comparison and the values of the derived physical quantities can depend critically on these effects (e.g., Governato et al. 2009; Scannapieco et al. 2010; Guidi et al. 2016, 2018).

4.1 Numerical simulations

These models start from N -body simulations of the effect of gravity on dark and baryonic matter and the hierarchical growing of structures via a continuous process

of merging and accretion. Several implementations exist that can be based either on particles, or on a geometric mesh, or hybrid. Critical parameters of these simulations are the spatial and mass resolution, i.e., the finest detail that can be resolved and reproduced, and the total size of the simulation, i.e., the number of particles used and the size of the universe volume that is simulated. Being limited by the total computational time available, usually high resolutions corresponds to small volume sizes, and vice-versa. Often several simulations are made with the same physics and different choices of resolution/size (e.g., McAlpine et al. 2016).

In hydrodynamical simulations baryonic physics is included by solving the hydrodynamical equations albeit in some simplified form (e.g., Finlator and Davé 2008). Complex processes on small scales such as star formation and the effect of SN explosions on the ISM would require sub-parsec resolution, which is never achieved, and sub-grid recipes are still used. The impressive advances in computational power of the last decade, and a better understanding of the description of the basic physical processes have allowed these codes to reach the level where reproducing most of the observational constraints is possible. Several large simulations are now available and have released their databases to the public to allow for a better and more extensive analysis of the results. Among the best know, ILLUSTRIS (Vogelsberger et al. 2014; Genel et al. 2014; Genel 2016), ILLUSTRIS-TNG (Springel et al. 2018; Pillepich et al. 2018; Torrey et al. 2017), EAGLE (Schaye et al. 2015; Crain et al. 2015; McAlpine et al. 2016; De Rossi et al. 2017), HORIZON-AGN (Dubois et al. 2014, 2016), FIRE (Hopkins et al. 2014; Ma et al. 2016), and MUFASA (Davé et al. 2016, 2017). The review by Somerville and Davé (2015) provides an extensive description of these models. Some hydro codes are optimized to reach the best possible resolution, albeit on single galaxies (e.g., Pallottini et al. 2014, 2017; Katz et al. 2015; Costa et al. 2015).

4.2 Semi-analytic models (SAMs)

These models start from considering the merging trees, obtained from N-body dark matter simulations or Monte-Carlo techniques, that give rise to the formation of cosmic structures. The resolution is given by the mass of dark matter particles used. Galaxies are associated with dark matter halos, and evolve inside them by describing the important physics with analytic formulae, usually based on a number of free parameters whose values are varied to reproduce the observations, in a forward-modelling approach. As mentioned above, crucial quantities and processes are, among others, gas cooling time, star formation efficiency, feedback from SNe, feedback from AGN, morphological transformation, and metals distribution (e.g., Kauffmann et al. 1993; Lacey and Cole 1993; Cole et al. 2000; Kauffmann et al. 2004; Croton et al. 2006; De Lucia and Blaizot 2007; Benson 2012; Collacchioni et al. 2018).

The advantage of SAM models is that they are less computationally expensive and allow for a faster exploration of the effects of changing the description of the physical processes. The role of these processes can therefore be better understood. The weak points are that the physics is controlled “by hand”, i.e., the assumptions on the physical processes are approximate and not necessary realistic (which is however an issue also for many simulations), the evolution of baryons and dark matter may not be

self-consistent because baryons evolve inside pre-determined dark matter halos, and a large freedom in the choice of the parameters is allowed so that it is not guaranteed that a unique solution can be obtained. Examples of SAM models, discussing in particular the chemical properties of galaxies, can be found in Thomas et al. (1999), De Lucia et al. (2004, 2017), Somerville et al. (2008), De Lucia (2010), Hirschmann et al. (2013), Fu et al. (2013), Yates and Kauffmann (2014), Porter et al. (2014), Cousin et al. (2016) and Zoldan et al. (2017).

4.3 Analytical models

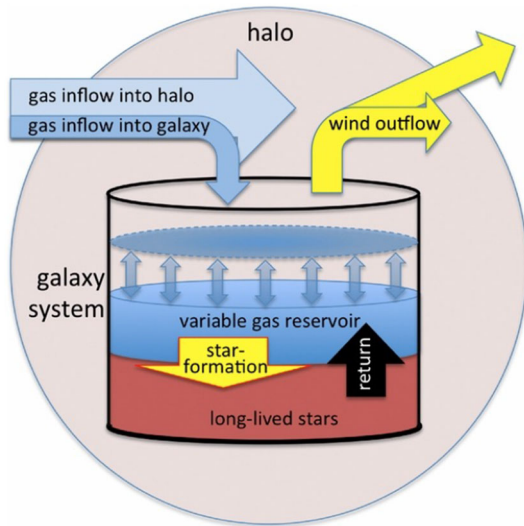
For the MW and the galaxies in the Local Group with resolved stellar populations, a set of detailed chemical evolution models have been developed to reproduce the wealth of data available in terms of total metallicity, chemical abundance ratios, and radial gradients of these quantities. Besides the galaxy-wide processes listed above, the (generally unknown) star-formation history of a galaxy, its dependence on radius, and many physical effects related to stellar evolution (stellar evolutionary sequences for each initial mass, SN explosions timescale, chemical and dust yields, radial redistribution of matter, among others) are to be taken into account. All these quantities are often expressed as a function of some parameters whose value is to be obtained by comparison with the observations (e.g., Matteucci and Greggio 1986; Matteucci and Franco 1989; Matteucci and Brocato 1990; Matteucci 1994, 2001; Chiappini and Gratton 1997; Chiappini et al. 2001; Naab and Ostriker 2006; Pipino et al. 2006; Prantzos 2008, 2009; Calura and Menci 2009; Cescutti et al. 2015; Ryde et al. 2016; Vincenzo et al. 2016; Grisoni et al. 2017, 2018).

The treatment of dust production and destruction is an important ingredient that can affect the results especially for the elements most depleted into dust, and change important aspects of the chemical evolution models (Dwek 1998; Calura et al. 2008; Valiante et al. 2009; Giovannini et al. 2017a, b).

A class of models for star-forming galaxies are named “equilibrium” models (or “gas-regulator” models) because they consider how the interplay of all the on-going processes discussed above affects the gas reservoir of the galaxies and, therefore, their star formation, giving a slowly-evolving quasi-steady state, in which gas inflow is compensated by star formation and outflows, yielding a nearly constant, or slowly evolving, gas content (Bouché et al. 2010; Peeples and Shankar 2011; Dayal et al. 2013; Lilly et al. 2013; Forbes et al. 2014; Pipino et al. 2014; Peng and Maiolino 2014a; Feldmann 2015; Yabe et al. 2015b; Harwit and Brisbin 2015; Kacprzak et al. 2016; Hunt et al. 2016b, see Fig. 11).

From the point of view of chemical evolution, there are still many chemical elements whose evolution is not satisfactorily reproduced in the solar neighbourhood. This is very probably due to failures in the stellar yields suggesting that nucleosynthesis calculations should be revised. Recently, Matteucci et al. (2014) have shown that a possibility of reproducing, for instance, the solar abundance of the r -process element Europium, as well as [Eu/Fe] versus [Fe/H] in the galaxy, is to assume that this element is mainly produced during merging of neutron stars. Such an event has been witnessed for the first time in connection to the gravitational waves event

Fig. 11 Basic processes of the equilibrium model. Image reproduced with permission from Lilly et al. (2013), copyright by AAS



GW170817 (Pian et al. 2017). The other channel of Eu production is represented by core-collapse SNe, although their Eu production is not enough to reproduce the solar Eu. New nucleosynthesis calculations are necessary also for elements such as Mn, Cr, K, Ti (see Romano et al. 2010). Better dust production and destruction prescriptions are expected to better reproduce chemical evolution in the presence of dust.

Summarizing, models of galaxy formation and evolution have been computed using very different analytical and numerical methods, each of them with strong and weak points. All these models use different techniques to study the effect of the same set of critical mechanisms, in particular the processes limiting star formation in galaxies. Total metallicity and element abundance ratios are very sensitive to these processes and to the timescales of star formation, therefore they are among the main observables used to constrain the models.

5 Metallicity scaling relations in galaxies

Metallicity, both of gas and stars, shows clear scaling relations with several integrated properties of the galaxies. These relations are present both in star-forming and quiescent galaxies, and constitute one of the most revealing pieces of information about the evolution of galaxies, as discussed in Sect. 4. The processes of galaxy formation and evolution depend critically on several parameters, at least halo mass and environment; metallicity, being a consequence of all the star formation history, gas accretion, merging, and gas outflow, is critically dependent on these parameters in the form of scaling relations.

5.1 The mass–metallicity relation (MZR)

The primary scaling relation of metallicity is observed to be with galaxy stellar mass and, as a consequence, with the quantities that scale with mass, such as luminosity in bands dominated by relatively old stars. The MZR exists for both gas-phase and stellar metallicities.

5.1.1 Stellar metallicity

The stellar MZR was first discovered in local ellipticals by studying colour-magnitude diagrams and stellar spectroscopy (McClure and van den Bergh 1968; Sandage 1972; Mould et al. 1983; Buonanno et al. 1985) and soon interpreted as the result of chemically-enriched SN winds preferentially ejecting metals from low mass galaxies, due to their shallower gravitational potential well (Tinsley 1974, 1978; Mould 1984).

In more recent times, several authors have applied the methods explained in Sect. 2 to optical spectra of local galaxies, in particular to the extensive SDSS spectroscopic database, to derive the stellar MZR of local galaxies, both quiescent and star forming (Trager et al. 2000a; Kuntschner et al. 2001; Gallazzi et al. 2005, 2006, 2008; Thomas et al. 2005, 2010; Panter et al. 2008; Graves et al. 2009; Harrison et al. 2011; Petropoulou et al. 2011; Conroy et al. 2014; González Delgado et al. 2014; Fitzpatrick and Graves 2015; Sybiliska et al. 2017; Lian et al. 2018b; Kirby et al. 2013; Zahid et al. 2017; Zhang et al. 2018a). A clear MZR is seen, with metallicity increasing with mass, as illustrated in Fig. 12.

As detailed in Sect. 2, the stellar populations of local and distant galaxies are studied using not only rest-frame optical spectra, but also the UV spectra, especially in starburst galaxies. The UV stellar MZR have been derived using samples of galaxies selected in different ways in the local universe (Heckman et al. 1998; González Delgado et al. 1998; Leitherer et al. 2011; Zetterlund et al. 2015). When UV spectra are used, only the young, massive stars are sampled, and the results are expected to be similar to those derived for the ISM out of which young stars have recently formed (see Sect. 5.1.2).

By deconvolving the integrated spectra it is also possible to derive stellar metallicity as a function of stellar age in the same galaxy (e.g., Panter et al. 2008). With this technique evidence for temporal evolution is found, but the actual significance of the effect is debated because the process of deconvolving spectra is often model-dependent and always associated with significant uncertainties.

Usually, the derived metallicities are luminosity-weighted and can be significantly different from the mass-weighted values provided by models of galaxy evolution (Zahid et al. 2017; Lian et al. 2018b). The observed scatter is often greater than the observational uncertainties, showing that other parameters besides the stellar mass affect the chemical evolution of galaxies.

As detailed in Sect. 7.2.1, the same authors cited above also find a systematic increase of the α -elements-to-iron ratio with stellar mass. The α /Fe abundance ratio is a powerful tool to constrain the relative contribution of SNIa and core-collapse SNe, hence of the star formation history timescale, and an enhanced α -elements/Fe abundance ratio is usually explained as a consequence of shorter formation timescales

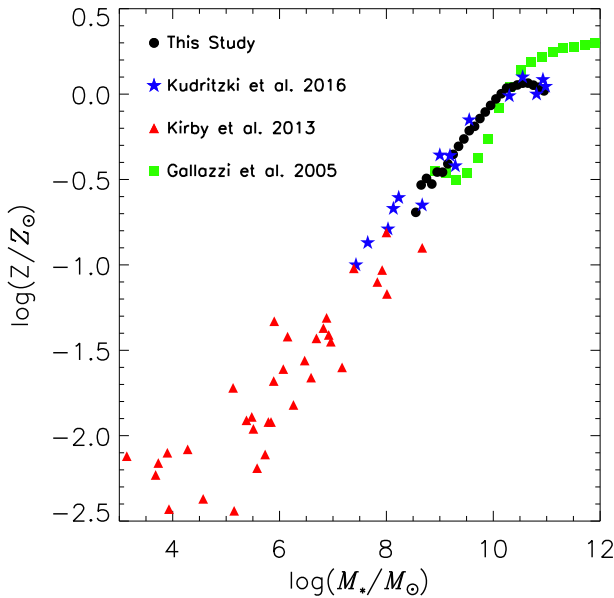


Fig. 12 Stellar MZR of local galaxies derived by various authors. Green squares are the median values of local SDSS galaxies with metallicities derived from Lick indices (Gallozzi et al. 2005); black dots are also SDSS galaxies but with metallicities derived from spectral fitting of stacked spectra (Zahid et al. 2017); Blue stars are nearby, single galaxies whose metallicity is based on spectroscopy of individual supergiant stars (Bresolin et al. 2016; Kudritzki et al. 2016; Davies et al. 2017b). Red triangle are local dwarf galaxies (Kirby et al. 2013). Image reproduced with permission from Zahid et al. (2017), copyright by AAS

in massive galaxies, the so-called downsizing (e.g., Thomas et al. 2010; Onodera et al. 2015).

Splitting the SDSS sample into the two classes of quiescent and star-forming galaxies, Peng et al. (2015) found evidence of the central role of “strangulation” or, more generally, “starvation” to explain the stellar metallicity properties of galaxies (Fig. 13). Strangulation is the suppression of gas accretion due to dynamical or physical processes (Larson et al. 1980; Balogh et al. 2000; Kereš et al. 2005). When the infall is halted, the galaxy evolves as a closed box (Searle and Sargent 1972; Tinsley 1980), reducing gas fraction, enriching gas with the residual, decreasing activity of star formation, and producing stars with rapidly increasing metallicities, primarily as a consequence of the lack of inflowing gas that dilutes the metallicity. As observed by Peng et al. (2015), in such a scenario higher metallicities are expected in quiescent (starved) galaxies with respect to star-forming galaxies which are still experiencing infall (hence dilution) of metal-poor gas. A similar interpretation is given by Spitoni et al. (2017) in their detailed analytical models, where the metal enrichment of the passive population relative to the star-forming population is achieved through a faster decline (relative to normal discs) of the inflow rate, which is similar to the simple “starvation” scenario but expressed through a smoother, more physically plausible declining function. Also the recent results of the hydrodynamical code EAGLE are consistent with this scenario (De Rossi et al. 2018). Whatever is its origin, the

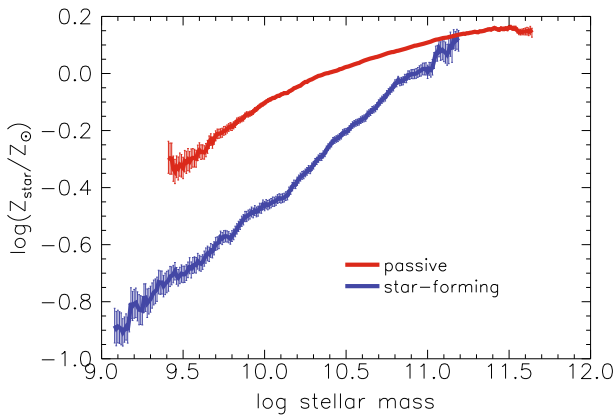


Fig. 13 Stellar mass–metallicity relation for quiescent (red) and star-forming (blue) galaxies in the local universe. The difference is ascribed to a sudden reduction of gas inflow, producing a reduction of star formation and a rapid increase in metallicity during the “starvation” phase, due to the lack of fresh supply of external gas diluting the metallicity. Image reproduced with permission from Peng et al. (2015), copyright by Macmillan

dominant feedback effect in these galaxy does not remove gas but prevents further accretions.

The role of environment in shaping the stellar MZR has been the subject of considerable efforts because it is considered, together with mass, one of the main, independent variables driving galaxy evolution (Trager et al. 2000a; Kuntschner et al. 2001; Thomas et al. 2005, 2010; Sheth et al. 2006; Sánchez-Blázquez et al. 2006; Pasquali et al. 2010; Zhang et al. 2018a). In clusters, galaxies on the red sequence show metallicities that do not depend on age or morphology: old, quiescent ellipticals and younger lenticulars follow the same MZR with similar dispersion (Nelán et al. 2005; Mouhcine et al. 2011). It appears that while environment has a strong effect in defining the morphology, age, and the overall level of activity of the galaxies (Pasquali et al. 2010; Peng et al. 2010, 2012), the direct (i.e., not mediated by mass) effect on the MZR is modest (Thomas et al. 2010; Mouhcine et al. 2011; Fitzpatrick and Graves 2015; Sybilska et al. 2017). The effect of environment is larger for dwarf satellite galaxies in high overdensities, in the sense that they tend to be more metal rich than in low density environment (Peng et al. 2015; Trussler et al. 2018), an effect ascribed to starvation as these systems plunge in the hot environment of massive overdensities. In the Illustris simulations Engler et al. (2018) find a dependence of stellar metallicity of dwarf galaxies in clusters on the time elapse from the infall into the cluster, and explain this effect with stellar stripping.

Summarizing, increasing amounts of data are available about stellar metallicities in nearby galaxies and their dependence on the other main parameters of galaxies. Clear MZR are present in all galaxy samples, and models can be tested if they can reproduce these relations in various galaxies, for stars of different ages, and in different environments. The difference in MZR between ETG and star-forming galaxies has been interpreted as evidence of gas starvation.

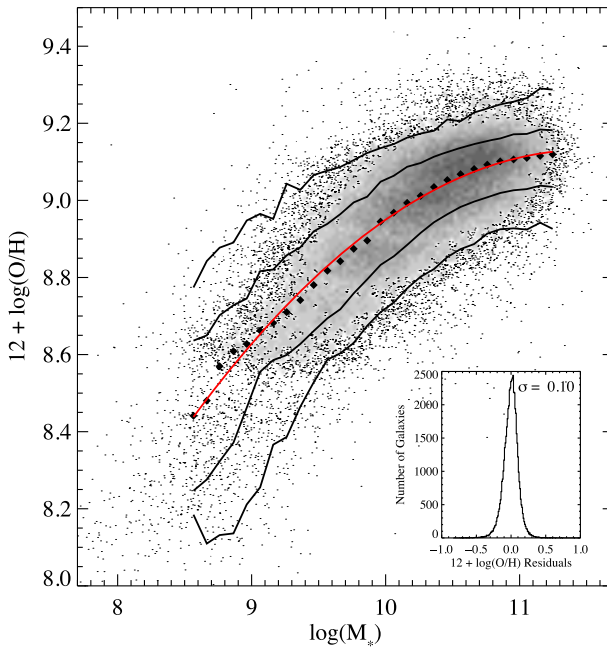


Fig. 14 Gas-phase MZR in the local universe. Black dots are the median of the distribution of the SDSS galaxies (shown as gray dots). The black lines enclose 68% and 95% of the distribution, and the red line is a polynomial fit to the data. The inset histogram is the distribution of residuals of the fit. This MZR is derived using a metallicity calibration based on photoionization models, and this is likely to produce abundances higher than the actual values, as discussed in Sect. 3.4. Image reproduced with permission from Tremonti et al. (2004), copyright by AAS

5.1.2 Gas-phase metallicity

This dependence of ISM metallicity on mass was observed, for the first time, in galaxies of the Local Group (van den Bergh 1968; Peimbert and Spinrad 1970). The first MZR was inferred for a small sample of local, star-forming galaxies (irregulars and blue-compact dwarfs) in an early work by Lequeux et al. (1979) in the form of a dependence of chemical abundance on total (dynamical) mass, and the correlation was soon after confirmed by Talent (1981) and Kinman and Davidson (1981), see Pagel and Edmunds (1981) for an early review. The same authors found a clear anti-correlation of metallicity with gas fraction, which is mainly driven by the anti-correlation between mass and gas-fraction (e.g., Rodrigues et al. 2012; Peebles et al. 2014). Total and stellar mass are difficult to obtain for a large number of galaxies, and this was even more true in the 1980s. As a consequence luminosity was often used as a proxy for mass when studying these scaling relations (Garnett and Shields 1987; Skillman et al. 1989; Garnett 2002; Lamareille et al. 2004).

The quality of the MZR observed in the local universe improved significantly with the use of SDSS spectra that allowed astronomers to measure the flux ratios of the main optical emission lines for more than 100 000 galaxies (e.g., Tremonti et al. 2004; Mannucci et al. 2010; Pérez-Montero et al. 2013; Lian et al. 2015), as shown in Fig. 14.

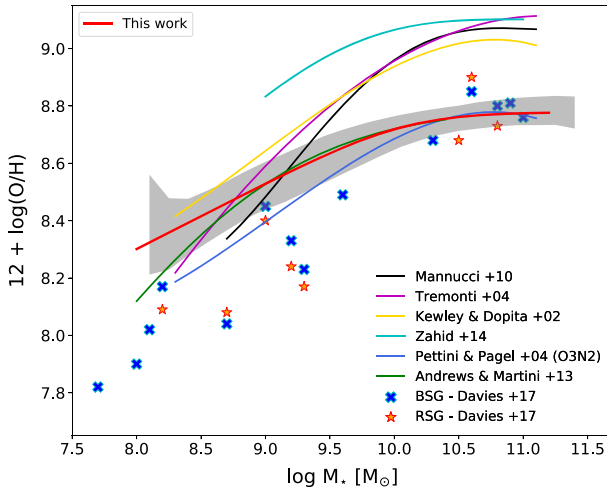


Fig. 15 Comparison of the MZR obtained in the local universe (SDSS data, $\langle z \rangle \sim 0.08$) using different metallicity calibrations, from Curti (2019). The grey shaded area gives the average metallicity of galaxies using the T_e -based calibration in Curti et al. (2017), in good agreement with Andrews and Martini (2013) and Pettini and Pagel (2004). Some of the differences, especially at low masses, are due to the different galaxy selection criteria and are linked to the dependence of metallicity on SFR (see below). The curves with higher normalizations are obtained when using calibrations based on photoionization models, while lower curves are based on “direct” T_e -based metallicities. Stars and crosses show the MZR inferred by measuring the metallicities through BSGs and RSGs (Davies et al. 2017a).

The observed scatter around the relation in SDSS galaxies is of the order of 0.1 dex (Tremonti et al. 2004; Mannucci et al. 2010), somewhat larger than the metallicity measurement uncertainties. The MZR was also extended towards low mass galaxies, rare in the SDSS sample, albeit with a larger scatter and possible biases due to selection effects (Skillman et al. 1988; Lee et al. 2006; van Zee and Haynes 2006; Haurberg et al. 2013; Pilyugin et al. 2013; Haurberg et al. 2015). The existence of the MZR is nowadays established from $\sim 10^7 M_\odot$ to $\sim 10^{12} M_\odot$, with a steep dependence at low masses, up to $M_* \sim 10^{10} M_\odot$, that then flattens out at higher masses.

Most of these studies are based on metallicities derived with the strong-line method, the only technique that can be applied to large numbers of galaxies. It should be noted that both the shape and, even more, the overall normalization of the gas-phase MZR depend on the calibration used. In particular, the MZR based on photoionization models, like Tremonti et al. (2004), and also Mannucci et al. (2010) at high metallicities, provide high normalizations that, for example, do not fit the positions of the MW, the LMC and the SMC which are all significantly more metal-poor than these MZR. For these reasons, of particular interest are the MZR derived by using “direct” metallicities (see Sect. 3.1) (Berg et al. 2012; Andrews and Martini 2013; Ly et al. 2016; Curti 2019). These studies confirm the overall shape of the relations found with the strong line methods but with a significant lower normalization, as shown in Fig. 15.

The contribution from the DIG to the line ratios and, therefore, to the computation of metallicities, can also significantly affect the measured shape of the MZR and therefore is another source of uncertainty (Sanders et al. 2017).

The comparison between stellar and gas-phase MZR can be used to obtain scientific insights on several aspects of galaxies. For example, the small amount of ISM present in early-type galaxies (ETG) shows metallicities similar to that of the old stellar population (Griffith et al. 2018). This reveals that the ISM in these galaxies is not due to infalling gas (expected to be less metal rich than the stars) but to internal production.

5.1.3 Interpreting the MZR

Various possible driving mechanisms have been proposed to explain the existence and the shape of the MZR.

First, MZR could be shaped by outflows produced by feedback (e.g., Garnett 2002; Brooks et al. 2007). Outflows mainly due to SNe are very common in starburst galaxies, both in the local universe and at high redshifts (e.g., Heckman 2002; Law et al. 2007; Weiner et al. 2009; Steidel et al. 2010; Martin et al. 2012; Heckman and Thompson 2017). These outflows are observed to have metallicities higher than the ISM of the parent galaxies (Chisholm et al. 2018), and are expected to be much more effective in small galaxies, where the potential well is shallower, hence removing a larger fraction of metal-enriched gas from low-mass systems towards the CGM and the IGM (Tremonti et al. 2004; Tumlinson et al. 2011; Chisholm et al. 2018).

Second, it is known that high-mass galaxies evolve more rapidly and at higher redshifts than low-mass ones, the so-called “downsizing” (e.g., Cowie et al. 1996; Gavazzi and Scodreggio 1996; Somerville and Davé 2015, see also Sect. 7.2.1), therefore at the present stage they are expected to have converted a larger fraction of their gas into stars and metals, reaching a higher metallicity (Maiolino et al. 2008; Zahid et al. 2011). Under this interpretation the MZR is a sequence of evolutionary stages.

Third, the earlier evolutionary stage of smaller galaxies and their larger gas fraction (e.g., Erb et al. 2006b; Rodrigues et al. 2012; Lagos et al. 2016a) could be linked to the on-going inflow of metal-poor gas, which, once mixed with the existing ISM, contributes to reduce metallicity and to the build up of the stellar population through star formation.

Fourth, the shape of the high-mass end of the IMF could depend on galaxy mass, introducing a systematic change in the average stellar yields and in the rate of metal enrichment (Köppen et al. 2007; Trager et al. 2000a; Mollá et al. 2015; Vincenzo et al. 2016; Lian et al. 2018a).

Fifth, the metallicity of the accreted gas, recycled from previous episodes of star formation, may be larger for larger mass galaxies (Brook et al. 2014; Ma et al. 2016).

The equilibrium models introduced in Sect. 4 are explicitly built to reproduce the MZR and therefore explain this relation as the consequence of the interplay of many on-going processes. The simple “bathtub” models explain the MZR without having to invoke any direct effect of the gravitational potential in terms of capability of retaining metals (i.e., no mass-dependent outflow rate), although mass is indirectly included through the DM framework, which accelerates the evolution of more massive systems (e.g., Bouché et al. 2010; Lilly et al. 2013; Peng and Maiolino 2014a; Dekel et al. 2013; Dekel and Mandelker 2014).

SAM and hydro numerical codes (see Sect. 4) were also tuned to reproduce the MZR and its evolution (De Lucia et al. 2004; Croton et al. 2006; Finlator and Davé

2008; Oppenheimer and Davé 2008; Oppenheimer et al. 2010; Dutton et al. 2011; Davé et al. 2011, 2012; Somerville et al. 2012; Dayal et al. 2013; Forbes et al. 2014; Lu et al. 2015; Pipino et al. 2014; Torrey et al. 2014, 2017, 2018; Zahid et al. 2014c; Feldmann 2015; Harwit and Brisbin 2015; Kacprzak et al. 2016; Christensen et al. 2016; Hirschmann et al. 2016; Rodríguez-Puebla et al. 2016). These models often produce an anti-correlation between metallicity and gas fraction (Schaye et al. 2015; De Rossi et al. 2015; Lagos et al. 2016a; Segers et al. 2016; De Rossi et al. 2017), which is actually observed, see Sect. 5.2.3.

A critical role in shaping the MZR is played by the properties of stellar and AGN feedback, the chemical yields, the actual metallicity of the outflowing wind with respect to the parent ISM, the fraction of metals that are re-accreted, and the evolution of the star formation efficiency. Many of these parameters are degenerate, and in some cases measures of metallicity help to break these degeneracies. For example, by comparing the stellar and gas mass–metallicity relations, Lian et al. (2018b) concluded that only two scenarios can reproduce both relations as well as the MSSF: either strong outflows remove most of the metals, or a steeper IMF characterises the at early stages of galaxy formation. As it will be discussed in Sect. 7, the study of the abundance ratios between different elements is potentially capable of breaking degeneracies because they are sensitive to the timescales of star formation.

An important issue when comparing observations with theory is that of normalization which drives the total amount of metals observed in the ISM. As shown in Fig. 15 and discussed in Sect. 3.4, metallicity calibrations totally or partially based on photoionization models provide a significantly higher normalization of the MZR than the direct methods. The amount of metals that the models must produce and disperse into the IGM depends critically on this problem. The direct method is now considered to be more reliable and the low normalizations should be preferred.

Summarizing, the MZR could be a sequence of metals removal by outflows, enrichment, dilution, or evolutionary stage, and all these effect could be simultaneously present. Information on the relative importance of these effects can be obtained by studying the effective yields (see Sect. 5.1.5).

5.1.4 Redshift evolution of the MZR

Measuring the evolution of the MZR with redshift is not an easy task. A large number of spectra are needed, and measuring metallicities generally require high S/N ratios spectra, especially to measure stellar metallicity but also when measuring the abundances in the gas phase with the “strong-line” method.

The evolution of the *stellar MZR* has been studied with optical spectroscopy to sample the stellar populations dominating the total stellar mass up to intermediate redshifts in massive galaxies, both in clusters and in the field (Kelson et al. 2006; Ferreras et al. 2009; Choi et al. 2014; Gallazzi et al. 2014; Onodera et al. 2015; Leethochawalit et al. 2018), finding a modest evolution, consistent with the passive evolution of the stellar population. A significant number of rest-frame UV spectra of high redshifts galaxies have been obtained (Mehlert et al. 2002; Fosbury et al. 2003; Shapley et al. 2003; Steidel et al. 2004, 2016; Rix et al. 2004; Savaglio et al. 2004; Halliday et al. 2008; Quider et al. 2009; Dessauges-Zavadsky et al. 2010; Erb et al.

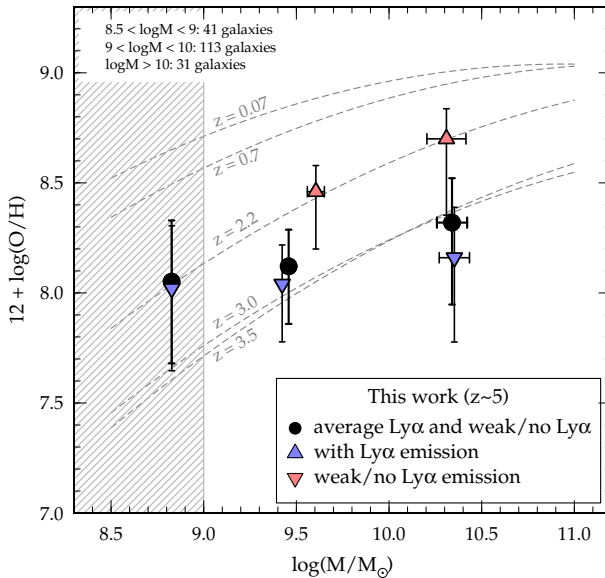


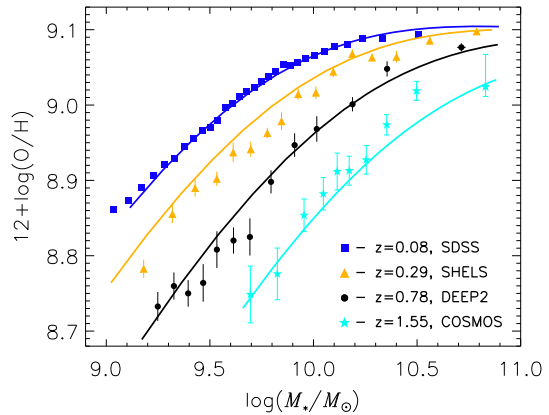
Fig. 16 Stellar MZR at $z \sim 5$ for averages of galaxies with (blue) and without (red) $\text{Ly}\alpha$ emission. The stellar MZR is compared with the gas-phase MZR in Mannucci et al. (2009). Image reproduced with permission from Faisst et al. (2016), copyright by AAS

2010; Mouhcine et al. 2011; Sommariva et al. 2012; Faisst et al. 2016). In particular, a number of bright, usually lensed galaxies have been studied in considerable detail in the UV, obtaining a wealth of information about their level of metal enrichment and about the chemical abundances ratios (e.g., Pettini et al. 2001; Villar-Martín et al. 2004; Dessauges-Zavadsky et al. 2010). Despite large uncertainties, as expected the stellar MZR derived from rest-frame UV spectra (hence probing young stars) is similar to the gaseous MZR, has a significant redshift evolution (see Fig. 16), and shows an inverse relation between metallicity and SFR (Faisst et al. 2016).

Significant observational efforts by many groups have provided a clear picture of the evolution of the *gas-phase MZR* up to $z \sim 3.5$, i.e., out to the maximum redshift where the main optical lines are still in the near-IR bands. This MZR is found to evolve monotonically with redshift, with metallicity declining with redshift at a given mass. At low redshift the evolution is faster at lower mass (see Fig. 17), while high mass galaxies have already reached their current metallicity at $z \sim 1$, in what appears to be the chemical version of downsizing.

This results is based on many observational works at intermediate ($z \leq 1.5$) redshifts, mainly using optical spectroscopy (e.g., Contini et al. 2002; Kobulnicky et al. 2003; Kobulnicky and Kewley 2004; Maier et al. 2004, 2005; Savaglio et al. 2005; Maier et al. 2006; Cowie and Barger 2008; Zahid et al. 2011, 2013; Moustakas et al. 2011; Cresci et al. 2012; Foster et al. 2012; Pérez-Montero et al. 2013; Yuan et al. 2013; Nakajima et al. 2013; Guo et al. 2016; Pérez et al. 2016; Suzuki et al. 2017; Hoyos et al. 2005). Tracing the evolution at higher redshifts requires near-IR spectroscopy. The much brighter sky background, the reduced atmospheric transmission

Fig. 17 Redshift evolution of the MZR up to $z = 1.55$. Blue, yellow, black and cyan points refer to $z = 0.08, 0.29, 0.78,$ and $1.55,$ respectively. These metallicities have the “high” normalization related to the use of photoionization models, see Fig. 15. Image reproduced with permission from Zahid et al. (2014a), copyright by AAS



and the technological limitations of near-IR spectrographs with respect to optical ones, and the fainter apparent brightness of high-redshift objects produce a lower number of useful spectra, usually with lower S/N ratio and for galaxies with higher SFR. Nevertheless a number of authors have produced significant databases at $z \sim 2$ (e.g., Erb et al. 2006a, 2010; Finkelstein et al. 2011b; Wuyts et al. 2012, 2014a; Cullen et al. 2014; Zahid et al. 2014b; Steidel et al. 2014; Sanders et al. 2015, 2016c, 2018; Onodera et al. 2015; Bian et al. 2017) and $z \sim 3$ (Maiolino et al. 2008; Mannucci et al. 2009; Belli et al. 2013; Maier et al. 2014; Troncoso et al. 2014; Onodera et al. 2016).

In many cases, the detection of the faintest lines needed to measure metallicities is only possible when many galaxy spectra are stacked together. This procedure is not free from uncertainties because it involves choices on which galaxies to stack, how to do the stacking, and is prone to non-linear effects. Lensed and single bright galaxies have been extensively observed to obtain higher S/N ratio on the spectra of single galaxies, especially in the low mass range (Teplitz et al. 2000; Kobulnicky and Koo 2000; Richard et al. 2011; Wuyts et al. 2014b; Jones et al. 2015b; Perna et al. 2018).

While the resulting big picture outlined above is clear, the details are debated and depend on the method used.

First, metallicity indicators play a critical role, especially because at high redshift each observing program typically has access to a restricted number of diagnostics, hence introducing scatter and systematics among different surveys (Kewley and Ellison 2008, see Sect. 3.5). This is even more important when taking into account that different results can be obtained also when using different line ratios of the same calibration (e.g., Brown et al. 2016). Also, the possibility of a significant evolution with redshift of the calibrations due to different conditions of the star-forming regions, for example in terms of ionization parameter, ionizing spectra, density, pressure, and N/O ratio is always present (see Sect. 3.5.4), and could also be differential for the various methods (Kewley et al. 2013b, a, 2015; Steidel et al. 2014; Shapley et al. 2015; Strom et al. 2017a; Kashino et al. 2017).

Second, the method used to measure stellar mass (and SFR) affects the results, as discussed, e.g., in Yates et al. (2012) and Cresci et al. (2018).

Third, how galaxies are selected affects the final results. For example, when galaxies are selected according to the flux of a metallicity-sensitive emission line, such as [OIII] λ 5007 (Izotov et al. 2011, 2015; Xia et al. 2012) the results can be biased toward lower or higher metallicities.

Fourth, similar but more subtle effects are introduced by the need of putting a S/N threshold on the flux the line to be used to measure metallicity. If a relatively high (3–5) minimum S/N is used on all the lines (e.g., Yates et al. 2012), metallicity-dependent selection effects can be introduced near the detection threshold. For example, the flux of [OIII] λ 5007 is about 1/10 of $H\alpha$ at solar metallicities (and low extinction) and about as bright as $H\alpha$ at $Z \sim 0.2Z_{\odot}$. If a threshold of $S/N=3$ is used for [OIII] λ 5007, at each SFR (i.e., roughly at each $H\alpha$ luminosity), a larger fraction of low metallicity galaxies are included, while high metallicity galaxies are preferentially excluded, altering the cosmic average and the resulting MZR. Opposite biases are introduced by [NII] λ 6584, whose flux increases with metallicities. The result is the introduction of biases that are difficult to trace (Salim et al. 2014; Cresci et al. 2018). The opposite approach consists in using a high S/N threshold only on the emission line more directly related to SFR and less dependent on metallicity, such as $H\alpha$ and $H\beta$, obtaining a more SFR-selected sample (e.g., Mannucci et al. 2010). In both cases the resulting sample is usually not mass- or volume-selected.

Fifth, often spectra are obtained inside a fixed aperture irrespective to galaxy distance. For example, SDSS spectra are obtained with a 3 arcsec circular fiber placed on the galaxy center. This, together with the existence of radial metallicity gradients, can introduce spurious correlations of metallicity with distance and galaxy size that are not easy to estimate and correct.

Finally, the presence of a dependence of metallicity on SFR and other galactic properties, such as size and surface density (see Sect. 5.2), means that the shape of the observed MZR and its redshift evolution depend critically on how the targets are selected in terms of luminosities and redshift range. In other words, the MZR is only defined for a given average SFR at each mass, using intrinsically fainter or brighter galaxies for a given mass and redshift affects the shape of the MZR. Marked differences between published results (e.g., Steidel et al. 2014 vs. Wuyts et al. 2014a) can be explained by this effect, see the discussion in Cresci et al. (2018).

Despite all these uncertainties, there is a general agreement on the fact that the observed MZR evolves with redshift (see Fig. 17), especially at $z > 1$, i.e., the observed metallicity at a given stellar mass decreases with redshift at a rate which depends on redshift and mass. The evolution of the MZR can be parametrized in different ways (e.g., Moustakas et al. 2011). Maiolino et al. (2008) and Mannucci et al. (2009) used a simple 3rd-order polynomial fit, while Zahid et al. (2014c) introduced a different parametrization named “Universal Metallicity Relation”. The variation of only one of the parameters used in this analytic formula, the mass at which the mass-dependence on metallicity starts to flatten out, is often enough to reproduce the observed evolution. Curti (2019) proposed a similar parametrization but with one more parameter to better match the observations.

Most galaxy evolution models cited in the previous section reproduce the evolution of the MZR. The steady decrease of metallicity with redshift at constant mass is ascribed to several reasons, including higher efficiency in ejecting gas and reduced

stellar yields. Based on the IllustrisTNG simulations, Torrey et al. (2017) identify one of the main drivers of the MZR evolution in the increasing gas fraction with redshift, in agreement with the anti-correlation between metallicity and gas fraction and SFR observed in the local universe (see Sect. 5.2.3), while Yabe et al. (2015b) attribute the evolution of the MZR to higher infalls and outflows at high redshifts, and Lian et al. (2018a) propose either higher metal loading factors or a steeper IMF at high redshifts. As discussed in Sect. 4, a meaningful comparison with the models should consider all the selection- and observational- effects listed above, and this is not always done.

Summarizing, there is a clear evidence that the gas-phase MZR and the stellar MZR based on UV observations (i.e., related to young stars) are evolving with redshift, with lower metallicities at earlier cosmic times. The details of the evolution depend on a number of possible selection effects and issues regarding how metallicities are estimated. The increase of metallicity with time for a given stellar mass is a feature which is commonly reproduced by the models of galaxy formation.

5.1.5 Effective yields

The effective yields are a way to measure the influence of infall and outflows on the chemical evolution of a galaxy (Matteucci 2001; Garnett 2002; Dalcanton 2007). The differential equations describing a closed-box system, i.e., with no infalling gas and not outflowing winds, with the assumptions of instantaneous recycling, and instantaneous mixing, can be solved (Edmunds 1990) to express the gas metallicity Z as a function of the gas fraction f_{gas} and of the true stellar yield y , i.e., the ratio between the amount of metals produced and returned to the ISM and the mass of stars:

$$Z = y \ln(1/f_{\text{gas}}). \quad (16)$$

The true yields y can be expressed in terms of the solar yield $y_{\odot} = 0.0142$, i.e., the fractional contribution of metals to the solar mass (Asplund et al. 2009).

Using the observed quantities for Z and f_{gas} , the effective yield is defined as:

$$y_{\text{eff}} = Z / \ln(1/f_{\text{gas}}). \quad (17)$$

In general the measured values of y_{eff} differ from the true stellar yields y if the system is not a closed box. In other words, comparing metallicity with gas fraction gives information on the gas flow from and into the galaxies. An outflow removes gas, hence reduces f_{gas} and therefore reduces also y_{eff} . If the outflow preferentially eject metals, then it also reduces the metallicity, further reducing y_{eff} . Inflow of metal-poor gas decreases the metallicity and, although it increases the gas fraction, it can be shown that the net effect is to reduce y_{eff} . Both effects therefore tend to reduce y_{eff} with respect to y , and the difference is a measure of how much these gas flows affect the chemical evolution of the galaxies.

Estimating gas masses via the Schmidt-Kennicutt relation, Tremonti et al. (2004) found a significant dependence of y_{eff} on mass for the local SDSS galaxies (Fig. 18), with lower mass galaxies having lower y_{eff} . At variance with this result, Yabe et al. (2015b) used the gas masses directly measured by Peeples and Shankar (2011) and

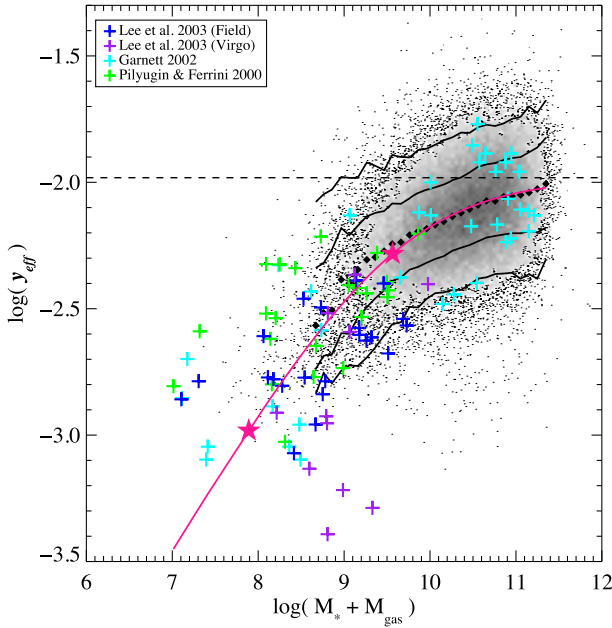


Fig. 18 Effective yields as a function of total baryonic mass for SDSS galaxies (gray) and other low-mass galaxies, from Tremonti et al. (2004). The black diamonds are the median of the data distribution. The dashed line indicates true yield y if no metals are lost. The pink line is a fit with a physically-motivated analytic formula, and the pink stars denote galaxies that have lost 50% and 90% of their metals. Image reproduced with permission from Tremonti et al. (2004), copyright by AAS

metallicities estimated from the MZR, obtaining y_{eff} decreasing with mass, as shown in Fig. 19 (left). This shows the dependence of the results on how gas fractions are measured, but in either cases it proves that galaxies are not closed boxes, that infall and/or outflows of gas have an important effect on metallicity, and that earlier evolutionary stages in low mass galaxies cannot be the only explanation for the MZR. Either outflows of metal-rich gas, or infall of metal-poor gas, or both, must have measurable consequences on metallicity.

At high redshift y_{eff} is found increase with gas fraction and, as a consequence, to decrease with stellar mass. This is observed at $z \sim 1$ (Rodrigues et al. 2012; Yabe et al. 2015b), at $z \sim 2$ (Erb et al. 2006a; Erb 2008; Wuyts et al. 2012), and at $z \sim 3$ (Mannucci et al. 2009; Troncoso et al. 2014), as shown in Fig. 19, and mass loading factors of infall and outflows significantly larger than 1 are often obtained.

5.1.6 The mass–metallicity relation of DLAs and GRB host galaxies

At even higher redshifts ($z > 3.5$), all the main optical lines leave the near-IR bands and metallicity can only be obtained with different techniques and on galaxy samples selected in very different ways with respect to the common magnitude- or mass-based selections.

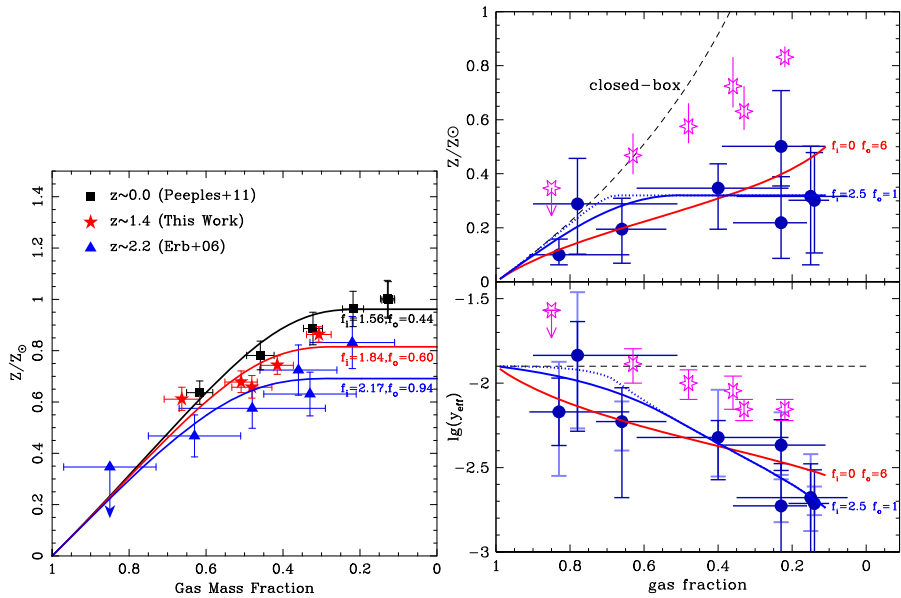


Fig. 19 Left: Metallicity as a function of f_{gas} for three sample of galaxies at various redshifts, from Yabe et al. (2015b). The properties of each galaxy sample are reproduced by models with gas infalls and outflows proportional to the SFR, where f_i and f_o are the relative loading factors. Right: Metallicity (upper panel) and effective yields (lower panel) as a function of f_{gas} in the sample of $z \sim 2$ by Erb (2008) (magenta stars) and $z \sim 3$ galaxies from Mannucci et al. (2009) (blue dots). The black dashed line is the expectation of a close-box model (Edmunds 1990; Matteucci 2001, 2008). Blue and red lines are two different fits to the blue data points and emphasize the different contribution of outflows (f_o) and infalls (f_i). In this model, infalls are more effective in changing y_{eff} for the gas-poor galaxies, while outflows are more effective in gas-rich galaxies. Images reproduced with permission from [left] Yabe et al. (2015b), copyright by AAS; and [right] from Mannucci et al. (2009), copyright by the authors

A MZR relation up to $z \sim 5$ has been derived for gamma-ray burst (GRB) host galaxies by Laskar et al. (2011) by measuring the metallicity through ISM absorption lines. To what degree this is representative of the high-redshift universe is debated because it is still not clear if long-duration GRBs select an unbiased sample of star-forming galaxies. A discussion of this complex issue is beyond the scope of this review. Here we only mention that evidence for a strong metallicity bias has been proposed and negated several times, (see, e.g., Fynbo et al. 2006; Mannucci et al. 2011; Arabsalmani et al. 2015a, 2018; Piranomonte et al. 2015; Trenti et al. 2015; Krühler et al. 2015; Vergani et al. 2017, and references therein).

As explained in Sect. 3.6, DLAs (e.g., Wolfe et al. 1986) provide a unique opportunity to obtain accurate measure of the metallicity of the CGM (and the ISM of the outer disc) in high- z galaxies (see, e.g., Pettini et al. 2002a; Pettini 2006). Comparing this information to that derived from luminosity-selected galaxies is not straightforward (e.g., Fynbo et al. 2008; Christensen et al. 2014), for the various reasons already discussed in Sect. 3.6.

In particular, DLAs are selected on the gas cross-section, and the information derived only applies to the part of the galaxy projected on the background source,

whose distance from the center is usually not known. As a consequence, the same galaxy can show very different metallicity properties if, for example, two lines of sight at different radial distances are studied. We recall that it is not even clear whether DLAs probe the extended discs of galaxies, or clumps in the circumgalactic medium, or both [see the discussion in De Cia et al. (2018) and Krogager et al. (2017)].

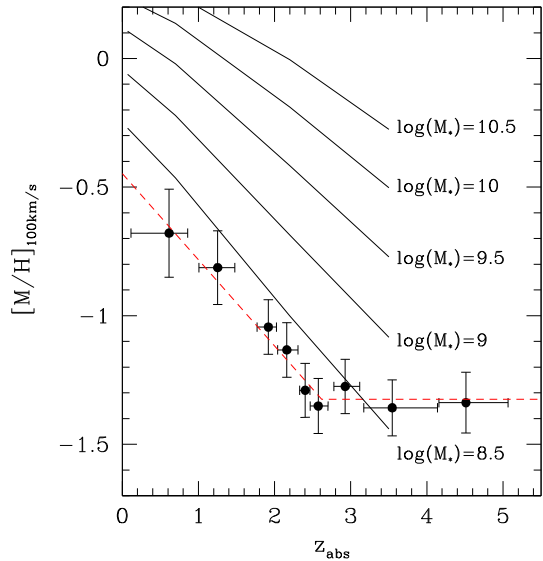
Moreover, different elements are used to measure the metallicity of the ISM in emission and absorption: typically O and N abundances are estimated for emission-selected galaxies (see Sect. 3), while in DLA various elements can be traced (Zn, S, Fe, Si, O, C, Mg, ...) depending on the observed band and column density, etc.

Finally, the integrated properties of the galaxy associated with the DLA, such as stellar mass and SFR, are often not measured as the galaxy itself is often not even detected, although a small number of DLA galaxies are actually identified in emission (e.g., Rhodin et al. 2018; Kanekar et al. 2018; Krogager et al. 2017; Noterdaeme et al. 2012; Péroux et al. 2011). At $z \sim 0.7$ these galaxies follow a MZR similar to the emission-selected galaxies when a somewhat uncertain correction for metallicity gradients is included (Rhodin et al. 2018). Moreover, Krogager et al. (2017) identified the optical counterparts of a small sample of DLAs at $z \sim 2$ and, by combining these with some additional previous detections, suggest that the DLA host galaxies follow a luminosity-metallicity relation.

However, more generally, as a consequence of the issues discussed above, most studies investigate the mass–metallicity relation by using the velocity dispersion of the DLA as a proxy for the mass (Haehnelt et al. 1998; Ledoux et al. 2006; Pontzen et al. 2008). A planar correlation between velocity dispersion (mass), metallicity and redshift has been proposed by Neeleman et al. (2013) that is capable of reducing the scatter about the relations involving only two quantities. The correlation between velocity dispersion and metallicity is found to be in place already at $z = 4$ (Ledoux et al. 2006), and Møller et al. (2013) explored the relation out to $z = 5$ by using a sample of 100 DLA at $0.1 < z < 5$ (see also Arabsalmani et al. 2015b, for a confirmation that the same relation applies to DLA along the line of sight of both QSOs and GRBs).

Clearly the absolute normalization of the MZR for DLA and luminosity-selected galaxies cannot be easily compared, as this implies translating the DLA velocity dispersion (at the location of the DLA impact parameter) into a host galaxy stellar mass. However, the relative redshift evolution of the two relations can be compared, and this can give information on the nature of the galaxies associated with the DLA. Figure 20 shows the evolution of the DLA MZR from $z = 5$ to $z = 0$ from Møller et al. (2013) compared to the evolution of the MZR of emission-selected galaxies (Maiolino et al. 2008; Mannucci et al. 2009; Troncoso et al. 2014). Interestingly, the DLA MZR follow the same rapid evolution as low mass galaxies. However, clear evolution is only seen out to $z = 2.6$, beyond this redshift the normalization of the DLA MZR remains constant. The cosmic epoch of this break ($z \sim 2.6$) is interesting for various reasons: it is close to the peak of galaxy formation (Madau and Dickinson 2014) and, intriguingly, this is also the redshift where the FMR (see Sect. 5.2) starts to show clear signs of evolution (Mannucci et al. 2010), and it is also the epoch when the comoving HI mass density of galaxies change from rapidly increasing (at $z > 2$) to remaining constant (at $z < 2$) (Prochaska and Wolfe 2009). This change has been attributed to several possible effects: a variation of the IMF (Bailin et al. 2010), variations in the properties

Fig. 20 Redshift evolution of the normalization of the mass–metallicity relation for DLAs. Dots show average of DLAs, from Møller et al. (2013), compared to the evolution of luminosity-selected galaxies from Maiolino et al. (2008), Mannucci et al. (2009) and Troncoso et al. (2014). At low masses the MZR of these works is based on “direct” T_e metallicities; therefore, the comparison is not strongly affected by the use of more modern calibrations (see Sect. 3.4). Image reproduced with permission from Møller et al. (2013), copyright by the authors



of the IGM and of equilibrium between accretion from the IGM and gas processing in galaxies (Dixon and Furlanetto 2009; Prochaska and Wolfe 2009; Prochaska et al. 2010), or the switch from “in-situ” star formation, due to infalling gas, to “ex-situ” formation followed by accretion of stellar systems already formed (as expected at these redshifts by some cosmological simulations Oser et al. 2010). In some of these scenarios, some of the hypotheses on which the gas-equilibrium models are based (e.g., Davé et al. 2011; Lilly et al. 2013, see Sect. 4) are no longer valid at $z > 2.6$.

Summarizing, DLAs follow a mass–metallicity relation which is also evolving with redshift, sign of ongoing process of chemical enrichment in these systems from high redshifts. The link with the evolution of the MZR in emission-selected galaxies is not well established, but there is similarity between DLA and low-mass galaxies.

5.1.7 Other classes of galaxies

Special classes of galaxies have also been studied to understand the key processes affecting chemical evolution.

Merging and interacting galaxies generally show lower metallicities than the MZR (Kewley et al. 2006a; Michel-Dansac et al. 2008; Ellison et al. 2008b, 2013; Reichard et al. 2009; Rupke et al. 2010a; Morales-Luis et al. 2011; Mouhcine et al. 2011; Torres-Flores et al. 2014; Chung et al. 2013; Cortijo-Ferrero et al. 2017).

This difference is interpreted as the effect of the tidally-driven gas infalls that also produce the increase of SFR (Reichard et al. 2009; Rupke et al. 2010b; Perez et al. 2011; Torrey et al. 2012; Ellison et al. 2013). This results can be used to study the nature of peculiar galaxies. For example, the agreement with the local MZR, together with the study of galaxy dynamics and metallicity gradients, allowed Bournaud et al. (2008) to conclude that a chain-like, clumpy galaxy is not an on-going merger but is actually a clumpy disk.

Starburst galaxies, Ultra-Luminous Infrared Galaxies (ULIRGs) and low-redshift analogues of Lyman-Break Galaxies (LBG) are usually found to have metallicity lower than expected for their mass (Liang et al. 2004; Rupke et al. 2008; Roseboom et al. 2012; Lian et al. 2015), and this can be explained by the effect of higher SFR discussed in the next Sect. (5.2).

Green peas (GP) are compact, star-forming, galaxies selected for the presence of a bright [OIII] λ 5007 line (Cardamone et al. 2009). As the [OIII] λ 5007 flux increases with decreasing metallicity (see Sect. 3.5), these galaxies, as other line-selected samples, are preferentially selected to have low metallicities and, as a consequence, are usually below the MZR (Amorín et al. 2010; Izotov et al. 2011; Xia et al. 2012; Amorín et al. 2012; Ly et al. 2015; Lofthouse et al. 2017; Senchyna and Stark 2018). Similar to the GPs, the extremely metal poor (XMP) galaxies are rare objects selected to have extreme line ratios and very low metallicities, down to a few percent solar in the local universe. They usually have low masses, high sSFR, and disturbed morphologies (Izotov et al. 2006b; Izotov and Thuan 2007; Morales-Luis et al. 2011; Izotov et al. 2012; Sánchez Almeida et al. 2015, 2016; Izotov et al. 2018b, c). By definition they fall below the MZR.

Lyman-alpha galaxies (LAG), i.e., galaxies selected from their Ly α emission, are found to have low metallicities. The brightness of the Ly α line in these galaxies is therefore interpreted in terms of low column density of dust associated with the low chemical abundance, which makes it easier to the Ly α photons to escape (Finkelstein et al. 2011a, b; Nakajima et al. 2013; Song et al. 2014; Trainor et al. 2016).

5.2 The dependence of metallicity on SFR and gas fraction

As soon as a sufficient precision was reached, evidences for further dependences of metallicity on other galactic properties started to appear. Tremonti et al. (2004) reported a correlation of the metallicity residuals from the MZR with galaxy colour, ellipticity, and central mass density. Soon after, Hoopes et al. (2007) pointed out a dependence of the shape of the MZR on galaxy size, and Ellison et al. (2008a) was the first to explicit state the dependence of metallicity on SFR for a given mass. Mannucci et al. (2010) introduced a 3D relation between mass, metallicity and SFR, named Fundamental Metallicity Relation (FMR), so that in the local universe the residual metallicity scatter across the median relation is reduced and becomes very low, ~ 0.05 dex (i.e., $\sim 12\%$), consistent with the uncertainties of the measurements. For a given stellar mass, metallicity decreases with SFR and sSFR, i.e., more actively star-forming galaxies have lower metallicities than more quiescent galaxies (Fig. 21). As introduced in Sect. 5.1.1, recently a dependence on SFR was also found for stellar metallicities by Faisst et al. (2016).

Apparently at odds with the clear evolution of the MZR, Mannucci et al. (2010) also showed that the FMR does not evolve with redshift up to $z = 2.5$ (Fig. 23). All the data at $z < 2.5$ available to Mannucci et al. (2010) (Savaglio et al. 2005; Shapley et al. 2005; Erb et al. 2006a; Liu et al. 2008; Epinat et al. 2009; Wright et al. 2009; Förster Schreiber et al. 2009; Law et al. 2009; Lehnert et al. 2009) closely follow the surface defined by the local SDSS. In contrast, data at higher redshifts (Maiolino et al.

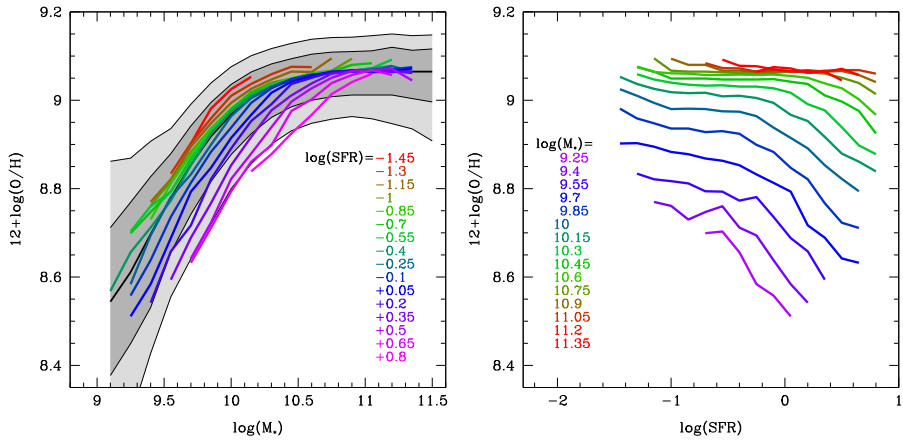


Fig. 21 The fundamental metallicity relation. Left: dependence of the gas metallicity on mass, in bins of SFR. The gray shaded areas contains 68% and 95% of the full, unbinned galaxy sample. Right: dependence of metallicity on SFR in bins of stellar mass. Image reproduced with permission from Mannucci et al. (2010), copyright by the authors

2008; Mannucci et al. 2009) show much lower metallicities, with a difference of about 0.6dex. This difference is discussed in Sect. 5.2.1.

The actual shape of the local FMR depends on several factors, such as how galaxies are selected and how mass, SFR, and metallicities are measured. As a result, relations with different shapes have been published (e.g., Lara-López et al. 2010; Hunt et al. 2012; Yates et al. 2012), while other authors (Brisbin and Harwit 2012; Nakajima and Ouchi 2014) obtained a shape consistent with that derived by Mannucci et al. (2010) (Fig. 21). A FMR using “direct” metallicities, based on the T_e method, was derived by Andrews and Martini (2013), who found a significantly stronger dependence on SFR than in Mannucci et al. (2010). To detect the faint auroral lines needed to measure T_e , these authors stack SDSS spectra according to mass and SFR, i.e., assume that metallicity depends only (or mainly) on these two parameters. As discussed in Sect. 3.5, Curti et al. (2017) derived a new T_e -based calibration using a different stacking scheme, based on similarities of the spectra (same $[\text{OII}]\lambda 3727/\text{H}\beta$ and $[\text{OIII}]\lambda 5007/\text{H}\beta$ ratios) rather than on the galaxy parameters. Using these calibrations, (Curti 2019) derived the corresponding MZR and FMR. Salim et al. (2014), Telford et al. (2016) and Cresci et al. (2018) critically re-analyzed the FMR using different metallicity indicators, various ways to measure SFR, studying the further dependence on galaxy size, and considering the SFR distance of the galaxies from the MSSF as basic parameter, finding similar results to Mannucci et al. (2010).

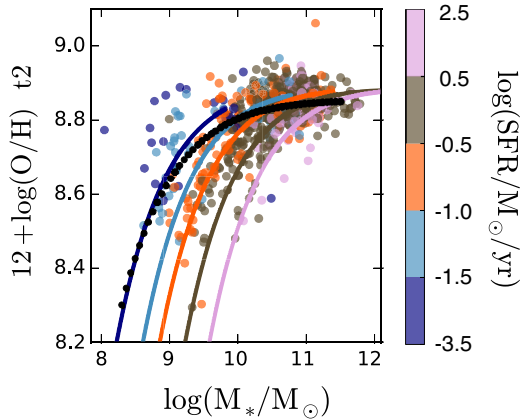
A number of authors have studied the dependence of metallicity on mass and SFR looking for linear relations or through the use of principal component analysis (PCA), i.e., using a technique that rotates the axes in a multi-dimensional space to minimize the scatter; being a simple linear transformation, the PCA technique cannot really account for more complex, non-linear correlations, such as the MZR and the FMR. Within the same context, using the SDSS sample Lara-López et al. (2010) proposed the existence of a “fundamental plane” between mass, SFR, and metallicities. In contrast

to virtually all other authors, Lara-López et al. (2010) use a different approach in which they derive the mass as a function of SFR and metallicity, deriving a plane with a large scatter, 0.16 dex. The FMR, which has a curved shape at high masses and different dependence on SFR for different masses, can be approximated by a plane by reducing the upper limit in redshift which has the effect of lowering the number of high-mass galaxies present in the sample. The resulting plane is quantitatively very different from the FMR in Mannucci et al. (2010). This Fundamental Plane was later revised and extended toward higher masses by Lara-López et al. (2013), confirming the correlation between the three quantities albeit with a larger scatter than the FMR. Hunt et al. (2012) used a composite sample of metal poor, starburst galaxies at $0 < z < 3.4$, including the many GPs, with metallicities measured in various ways, finding a planar correlation of metallicities with mass and SFR at any redshift. A new PCA was computed by Hunt et al. (2016a) using a different and larger sample including a number of high- z objects, testing various metallicity estimators, and comparing with the local SDSS galaxies. The linear relation derived by Hunt et al. (2016a) does not evolve with redshift. As discussed by Cresci et al. (2018) it does not reproduce the local dependence of metallicity on mass and the detailed MZR at high redshifts.

Surveys of local galaxies based on the use of two large, IFU spectrographs, CALIFA (Sánchez et al. 2012) and MaNGA (Bundy et al. 2015), were used to investigate the existence and properties of the FMR in these nearby, well-resolved galaxies. A series of papers based on these data (Sánchez et al. 2013; Hughes et al. 2013; de los Reyes et al. 2015; Barrera-Ballesteros et al. 2017; Sánchez et al. 2017) have questioned the existence of the relation in this sample, and hypothesized that the dependence on SFR observed by many authors on SDSS and other data is due to aperture effects. In these works a metallicity is computed for each HII region detected, a radial gradient is computed, and the value of metallicity at the effective radius is used as representative metallicity of the galaxy. Salim et al. (2014) re-analyzed the same data finding opposite results, i.e., the presence on an anti-correlation between metallicity and sSFR, and Pilyugin et al. (2013) excluded the importance of the aperture effects. As discussed in Cresci et al. (2018) and shown in Fig. 22, a clear, monotonic dependence of the metallicity on SFR is actually present in the CALIFA and MaNGA data at the expected level. More recently also Belfiore et al. (2018, in prep.) have re-analyzed the MaNGA data, finding a clear dependence on SFR, also on resolved scales, as discussed more extensively in Sect.6.

In the local universe, the FMR was found to hold also for Ly α local analogs (Lian et al. 2015) and Herschel-selected starburst galaxies (Roseboom et al. 2012), with properties similar to the SDSS galaxies. This is somewhat surprising as the conditions in these galaxies are expected to be quite different from the more common galaxies dominating the objects in the SDSS. In contrast, the central regions of barred galaxies observed in the SDSS do not follow the FMR. The radial motions of the gas produced by the bar creates a temporary central increase of SFR which is not linked to a decrease of metallicity. The metallicity is actually observed to increase, even if the amount of this increase, of the order of 0.02–0.06 dex, is debated and depends on the indicator used and on the element considered (Ellison et al. 2011; Cacho et al. 2014). This metallicity increase is explained with accretion of metal-rich gas toward the central

Fig. 22 Dependence of metallicity on mass and SFR for the 612 CALIFA galaxies in Sánchez et al. (2017). Galaxies are colour-coded with SFR as indicated in the Colour bar. Lines are the best-fitting MZR in different SFR bins. Image reproduced with permission from Sánchez et al. (2017), copyright by the authors



regions of the galaxies (Martel et al. 2013, 2018). As noted in Sect. 5.1.7, interacting galaxies show lower metallicities and higher SFR, in qualitative agreement with the FMR (e.g., Ellison et al. 2013). Nevertheless, they tend to have large metallicity dispersion and some offset from the FMR toward lower abundances (Grønnow et al. 2015; Bustamante et al. 2018).

Summarizing, the gas-phase metallicity not only correlates with mass but also anticorrelates with SFR, i.e. more star forming galaxies showing lower metallicities. The actual shape of this relation depends on how galaxies are selected and mass, SFR and metallicities are measured. This relation seems not to evolve up to $z = 2.5$, as detailed in the next section (Fig. 23).

5.2.1 Redshift evolution of the FMR

The issue of the evolution of the FMR, or lack thereof, with redshift has been the subject of much work, both observational and theoretical. The dependence of metallicity on both mass and SFR was measured in many galaxy samples at various redshifts, and the results compared with the predictions based on the local FMR in Mannucci et al. (2010).

Many works found good agreement between the local FMR and metallicities at $z \sim 1$ (Yabe et al. 2012, 2014; Cresci et al. 2012; Stott et al. 2013; Henry et al. 2013a, b; Maier et al. 2015a, b; Calabrò et al. 2017) and at $z \sim 2$ (Nakajima et al. 2012; Belli et al. 2013; Nakajima and Ouchi 2014; Maier et al. 2014; Stott et al. 2014; Song et al. 2014; Yabe et al. 2015a; Salim et al. 2015; Kacprzak et al. 2016; Wuyts et al. 2016; Sanders et al. 2018; Hirschauer et al. 2018), i.e. no redshift evolution of the FMR. Lensed galaxies also played an important role in studying the evolution of the FMR over a larger redshift range and toward lower masses and lower SFR, usually finding good agreement with the FMR, at least for the average metallicity level (Richard et al. 2011; Christensen et al. 2012; Wuyts et al. 2012). Some authors confirm the relation between metallicity and SFR, but with a weak dependence or with some evolution with respect to the local FMR (Niino 2012; Pérez-Montero et al. 2013;

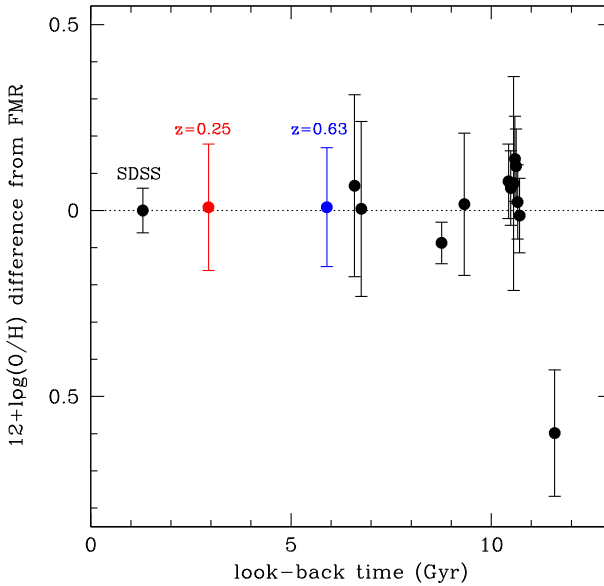


Fig. 23 Difference between the metallicity predicted by the local FMR in Mannucci et al. (2010) and the metallicity actually observed in a number of galaxy samples at various look-back times (lower scale) or redshifts (upper scale). This diagram shows that no evolution is observed up to $z \sim 2.5$. The evolution of the MZR can be explained by the selection of galaxies with progressively higher SFR at higher redshifts. Image reproduced with permission from Cresci et al. (2012), copyright by the authors

Grasshorn Gebhardt et al. 2016; Cullen et al. 2014; Zahid et al. 2014b; Salim et al. 2015; Wu et al. 2016). Other works do not have the sensitivity to confirm or discard evolution (Divoy et al. 2014; de los Reyes et al. 2015).

Several works on high redshift galaxies (Wuyts et al. 2012; Steidel et al. 2014; Yabe et al. 2014, 2015a; Sanders et al. 2015; Wuyts et al. 2014a; Onodera et al. 2015; Wuyts et al. 2016) do not find a clear dependence of metallicity on SFR within their data. It should be considered that the comparison of the metallicity properties of distant galaxies with the FMR of the local (SDSS) galaxies must take into account two separate issues. The first issue is whether the local FMR is able to predict the average metallicity of a galaxy sample with a given average mass and average SFR, i.e., whether high-redshift galaxies on average follow the local FMR or not; the second issue is whether within the high-redshift galaxy sample it is possible to detect the metallicity dependence on the SFR as in the local universe. The latter issue is considerably more difficult to tackle than the former because it requires accurate mass, SFRs and metallicities for each galaxy, with final uncertainties smaller than the expected dependence of metallicity on SFR, and a large dynamic range of SFR. Measurements of the SFR at high- z are often quite uncertain due the effect of dust extinction. Similarly, accurate metallicities are often difficult to obtain at high- z . Moreover, at high- z it is difficult to achieve a large dynamical range in mass and SFR, especially at low-masses where the dependence of metallicity on SFR in large.

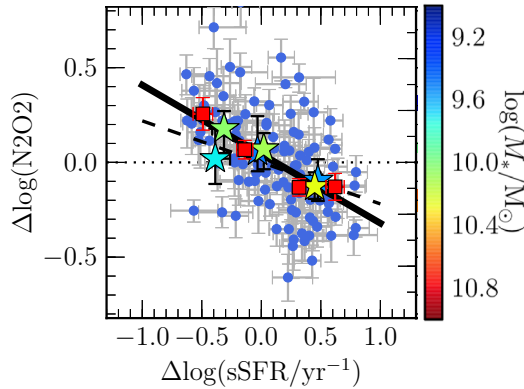


Fig. 24 Observed dependence of metallicity on the sSFR at $z = 2.3$. The plot shows the metallicity difference $\Delta\log(\text{O}/\text{H})$ from the mean MZR as a function of the sSFR difference ΔsSFR from the MSSF. The metallicity shown is computed with the N2O2 strong-line indicator, and the original paper also analyses other indicators, finding similar results. Blue points are individual galaxies, red squares show medians in bins of $\Delta\log(\text{sSFR})$, stars display the results from stacked spectra, colour-coded by stellar mass. The solid line shows the best fit to the medians, and the dashed line shows the prediction from the cosmological simulations of Davé et al. (2017). A clear dependence of the residuals with sSFR is seen. Image reproduced with permission from Sanders et al. (2018), copyright by AAS

About the first issue, Cresci et al. (2018) showed that the papers quoted above that do not find an internal dependence of metallicity with SFR are actually confirming the predictions of the FMR in terms of average metallicity. This is a remarkable result given that the FMR is only based on local galaxies. About the second issue, a few works report the detection of the dependence of metallicity on SFR also within the high redshift data alone. Zahid et al. (2014b), Salim et al. (2015), Kacprzak et al. (2016) and Kashino et al. (2017) find lower metallicities in galaxies with higher SFR at $z \sim 2$, albeit with uncertainties due to the low S/N , the presence of galaxies with no detections in the faint lines, and the large metallicity scatter. Finally, in the context of the MOSDEF survey Sanders et al. (2018) investigated the evolution of the FMR using a large sample (260 objects) of star-forming galaxies at $z \sim 2.3$ using several emission-line ratios. In contrast to earlier works by the same group based on smaller data sets (Sanders et al. 2015), this study detected the explicit dependence of metallicity with SFR for a given stellar mass within the data sample itself without the need of a comparison with lower redshift samples, see Fig. 24. The level of metal enrichment of galaxies with a given stellar mass and SFR is similar to that in the local universe, being only ~ 0.1 dex lower, consistent with the no-evolution upper limit derived by Cresci et al. (2018).

As mentioned, at $z > 2.5$ various works have found that galaxies deviate from the FMR by being more metal poor than expected (Mannucci et al. 2010; Troncoso et al. 2014; Onodera et al. 2016), at least in the redshift range $2.8 < z < 3.6$ where optical metallicity diagnostics are still detectable in the K-band. The observed difference, albeit large (~ 0.6 dex) should be taken with care: only a few galaxies have reliable metallicities measured at these redshifts, these galaxies often have very high SFRs and could be in special phases of their evolution, metallicity is usually measured

using only one indicator (often R23), and the N2 indicator, which is most often used at lower redshift, is no longer available. Nevertheless it is interesting to note that this redshift range $z \sim 3.5$ where the FMR appears to break down is the same range where the DLA scaling relations seem to change behavior (Møller et al. 2013) and where the cosmic density of HI starts to evolve rapidly with respect to the non-evolution at lower redshifts (Prochaska and Wolfe 2009). As mentioned, this is the epoch beyond which galaxies may no longer be in equilibrium, i.e., at $z > 2.5$ probably the infall of (pristine) gas on most galaxies is too fast for them to efficiently transform it into stars, hence most of the accreting gas is being accumulated and resulting into a larger dilution of the metals in the host galaxy.

It would be interesting to extend these studies to even higher redshifts. The use of (rest-frame) optical diagnostics shall await JWST. However, the UV nebular lines of CIII]1909, CIV1549 and OIII]1808, although weak, offer an alternative potential tool to trace the gas metallicity out to very high redshift. Interestingly, the few current detections of these lines at high redshift indicate moderately low metallicities ($z \sim 0.1$) even out to $z \sim 7$ (Stark et al. 2017), while at such high redshift one would expect lower levels of metal enrichment, at least for ‘normal’ galaxies. Yet, one must take into account that these early detections may be biased toward higher metallicities.

It is interesting that far-IR fine structure atomic transitions, such as [CII]158 μm and [OIII]88 μm , redshifted into the millimetre bands of atmospheric transmission, are increasingly being used to trace the metal enrichment in ‘normal’ galaxies even at $z > 7$ (Maiolino et al. 2015; Pentericci et al. 2016; Inoue et al. 2016; Carniani et al. 2017, 2018; Hashimoto et al. 2018c; Tamura et al. 2018) and out to $z \sim 9$ (Hashimoto et al. 2018c). In some of the galaxies the very high [OIII]88 μm -to-[CII]158 μm ratio is interpreted as indication of low metallicity ($z \sim 0.1$, Inoue et al. 2016), although this interpretation is subject to degeneracies, as the same high ratio can also be interpreted in terms of ionization parameter (Carniani et al. 2017; Katz et al. 2017). Very interestingly, for some of these galaxies the thermal dust continuum is also detected (Hashimoto et al. 2018b; Tamura et al. 2018) which implies a significant amount of dust, and, therefore, of metals, already in place at such early epochs. Some of these authors infer metallicities as ‘high’ as $Z \sim 0.2$ at $z \sim 8$, which requires a very fast and efficient enrichment process in these low mass (M_{star} a few times $10^9 M_{\odot}$) primeval galaxies.

Summarizing, most of the works confirm or are consistent with the existence of the FMR at high redshift, and find no or a very limited evolution of this relation with redshift up to $z = 2.5$. The situation at even higher redshift is unclear but there are several indications of evolution during the first ~ 2 Gyrs after the Big Bang. This stability of the FMR is an important observation that models must reproduce, as discussed in the next section.

5.2.2 Origin of the FMR

The origin of the dependence of metallicity not only on mass but also on SFR is debated. Ellison et al. (2008a) proposed a varying star formation efficiency as the most probable explanation for the dependence of metallicity on SFR and galaxy size. Mannucci et al. (2010) proposed that the interplay of infall of metal poor gas and

star formation may play a central role in shaping the FMR: on the one hand, infall provides chemically poor gas, lowering metallicity; on the other hand gas accretion delivers additional fuel for star formation, hence enhancing the SFR. As such, the FMR is yet another piece of evidence for the importance and ubiquity of cold gas accretion as a dominant driver of galaxy evolution. As presented in Sect. 5.1.7, the same kind of explanation had been previously proposed to explain the deviations from the MZR of several classes of galaxies, such as interacting systems, ULIRG and Green Peas. The spatially-resolved inverse dependence between SFR and metallicity observed within galaxies, both in the local universe (Sánchez Almeida et al. 2013, 2014, 2018; Belfiore et al. 2018) and at high redshift (Cresci et al. 2010) is also naturally interpreted as the effect of the infall of chemically poor gas, as discussed in Sect. 6.

In a more consistent and quantitative way, the FMR is predicted or explained by the gas-equilibrium models described in Sect. 5.1.3. This is in agreement with the observations that local galaxies that are expected to be far from equilibrium, such as interacting pairs and barred galaxies, show quantitative disagreement with the FMR. Some models (e.g., Lilly et al. 2013) predict no evolution of the FMR because the equilibrium is based on basic physical processes that can remain stable with cosmic time, while others (e.g., Davé et al. 2011) expect a mild evolution with redshift due to the progressive enrichment of the CGM. The observational results are not precise enough to distinguish between these two scenarios in a robust way (Sanders et al. 2018). An infall with a super-linear dependence of SFR on infalling mass is the explanation proposed by Brisbin and Harwit (2012). In the context of the equilibrium models, Wuyts et al. (2016) modified the model by Lilly et al. (2013) by introducing the evolving gas depletion time obtained by Genzel et al. (2015), obtaining a good fit to the evolution of the MZR starting from the local FMR, see Fig. 25. The modest evolution of ~ 0.1 dex of the FMR found by Sanders et al. (2018) at $z \sim 2.3$ can be interpreted either as a limited but systematic increase in the mass loading factors of the outflowing gas for a given stellar mass, or with the decrease with redshift of the average metal abundance of the inflowing gas (Davé et al. 2011).

Lagos et al. (2016b) and De Rossi et al. (2017, 2018) find a very good match between the observations of the FMR and their hydrodynamical codes up to high redshift, and propose gas fraction as the parameter that is better correlated with metallicity (see next section). Critical parameters to reproduce the observations are the properties of stellar and AGN feedback and the dependence of star formation on metallicity. In the IllustrisTNG simulation Torrey et al. (2018) find the FMR up to high redshift (see Fig. 26) and ascribe its origin to the similar timescales of the evolution of SFR and metallicity. This opens up the interesting possibility of using the observed scatter across the FMR to test the existence of variations of the properties of high redshift galaxies on timescales shorter than cosmic evolutionary times.

Differences among the various chemical elements can also have a role in defining and explaining the shape of the FMR. Recently, Matthee and Schaye (2018) computed the dependence of the abundance of various elements on mass and SFR in the results of the EAGLE simulation. They found a FMR for the abundance of every element, with a smaller dispersion for the alpha elements, and they also find a 3D relation between mass, SFR and $[O/Fe]$.

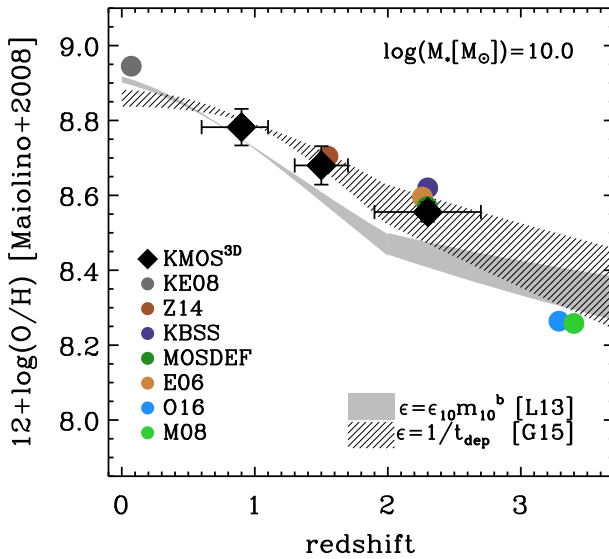


Fig. 25 Redshift evolution of the MZR at a stellar mass $M = 10^{10} M_{\odot}$. The gray shaded areas are the predictions of the Lilly et al. (2013) model with the variable depletion time by Genzel et al. (2015), calibrated on the local FMR by Mannucci et al. (2010). Image reproduced with permission from Wuyts et al. (2016), copyright by AAS

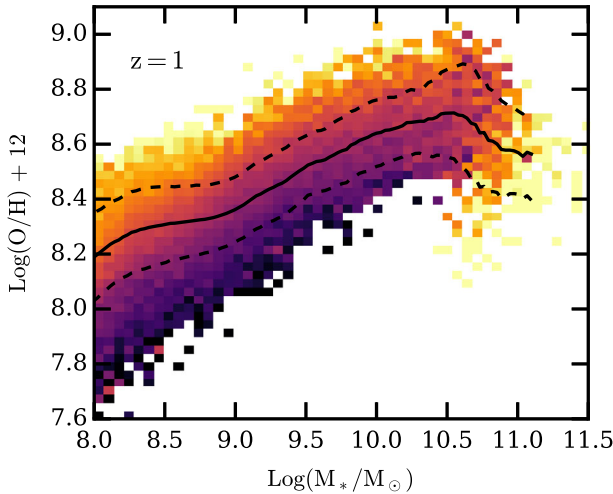


Fig. 26 Dependence of metallicity on mass and sSFR produced at $z=1$ by the IllustrisTNG simulation. Solid and dashed black lines indicate the median MZR and one sigma scatter, respectively. Colours show how the residuals about the MZR are correlated with SFR. This model produces a low gas retention in the ISM in the local universe, where $\sim 85\%$ of the metals are outside the ISM. Image reproduced with permission from Torrey et al. (2018), copyright by the authors

Interestingly, Pérez-Montero et al. (2013) and Kashino et al. (2016) showed that the dependence of metallicity on mass seen in SDSS galaxies when using R23 or N2, as in Mannucci et al. (2010), is not present when the N2S2 or N2S2H α indicators (Dopita et al. 2016) is used. Telford et al. (2016) made a critical analysis of these studies, finding that, in contrast, the FMR is also present in the N2S2 indicator, albeit with a weaker dependence on SFR. If confirmed, this effect would be in agreement with the explanation of the FMR as due to infall of metal-poor gas: N2S2 is based on the ratio between two metal lines, therefore is not sensitive to dilution by pristine gas as both abundances go down simultaneously. In contrast, N2 and R23 are based on ratios between metal, collisionally-excited lines and H recombination line, therefore sensitive to dilution.

5.2.3 The relation between metallicity and gas fraction

According to the explanations of the FMR given by the gas-equilibrium models, the link between metallicity and SFR is actually due to two relations: the increase of SFR with gas content (or, equivalently, with gas fraction, f_{gas}), and the decrease of metallicity with f_{gas} due to dilution. If this is true, a direct dependence of metallicity on f_{gas} is expected, and several models obtain this relation as the most fundamental (Lagos et al. 2016a; Segers et al. 2016; De Rossi et al. 2017).

Peeples et al. (2008) and Peeples et al. (2009) showed that such a correlation is present in the local universe, in the sense that SDSS galaxies with low gas-fractions also have metallicities above the MZR. In the formalism of the FMR, Bothwell et al. (2013), Hughes et al. (2013), Lara-López et al. (2013), Jimmy et al. (2015) and Brown et al. (2018) showed that metallicities anti-correlate with the mass of atomic hydrogen (or, equivalently, with the fraction of mass in atomic hydrogen), and that this correlation is tighter than with SFR. Interestingly, the dependence of metallicity on HI gas fraction persists at high stellar mass, where metallicity does not depend on SFR any more (see Fig. 27; Bothwell et al. 2013). Bothwell et al. (2016a, b) showed that an even tighter correlation can be present with molecular hydrogen, more directly related to the SF activity, although the statistics for the molecular gas in galaxies (for which information on the metallicity is available) are still poor, hence the result needs to be confirmed with larger sample of galaxies having measurements for both the gas metallicity and for the molecular gas content.

5.3 Metallicity dependence on environment

The gas-phase MZR shows also some dependence on environment. In the local universe gas-phase metallicities are observed to correlate weakly with environment, with higher values in denser environments (Shields et al. 1991; Skillman et al. 1996; Mouhcine et al. 2007; Cooper et al. 2008; Ellison et al. 2009; Petropoulou et al. 2011, 2012; Kulas et al. 2013; Hughes et al. 2013; Pilyugin et al. 2017; Wu et al. 2017). However, the environmental effects are clearly seen only if satellite and central galaxies are considered separately. Indeed, central galaxies do not show significant correlation with the environmental density, while satellite galaxies do show, at a given

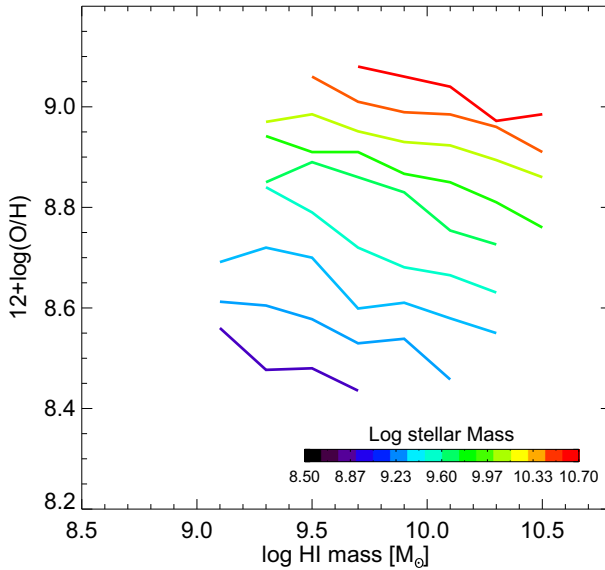


Fig. 27 Observed dependence of gas-phase metallicity on HI mass, in bins of stellar mass, for the SDSS galaxies. Image reproduced with permission from Bothwell et al. (2013), copyright by the authors

stellar mass, a significant metallicity dependence on environment, i.e., satellite galaxies in denser environments are characterized by higher metallicities (Pasquali et al. 2012; Peng and Maiolino 2014b; Peng et al. 2015). In galaxy clusters the metallicity of satellite galaxies seems to also correlate with the stage of accretion of galaxies into the cluster (Maier et al. 2016). These trends have been interpreted as a combination of “strangulation” (i.e., satellite galaxies being prevented from accreting cold, near-pristine gas as they plunge into the hot halo of massive environments, see Sect. 5.1.1), ram-pressure stripping, higher metallicities in the infalling gas, and external pressure reducing the amount of metals lost to the CGM due to gas re-accretion (Pasquali et al. 2010; Peng and Maiolino 2014b; Spitoni 2015; Segers et al. 2016; Pilyugin et al. 2017). The correlation is probably also mediated by the gas fraction, which is higher in galaxies in low-density environments (Wu et al. 2017). Based on the results of the Illustris simulation, Genel (2016) attributes the metallicity difference partly to the different SF history, partly to the smaller size of forming disks, biasing star formation toward the inner, more metal rich parts. In contrast, Bahé et al. (2017) see the effect in the EAGLE simulation and identify gas stripping and suppression of metal-poor infalls as the main drivers of the effect.

At high redshift the situation is even more uncertain, with contrasting results and, in general, little evidence for the existence of any environmental dependence (Magrini et al. 2012; Kulas et al. 2013; Williams et al. 2014; Shimakawa et al. 2015; Kacprzak et al. 2015; Valentino et al. 2015). However, the statistics in these high- z studies are still poor, while it is well known that large statistics are required to identify the role of the environment and disentangle it from mass segregation effects.

Summarizing, the galaxy metallicity (and the metallicity scaling relations) does not depend significantly on environment for central galaxies, while satellite galaxies tend to have higher metallicities in denser environments. The latter phenomenon is possibly associated with the “strangulation/starvation” of galaxies as they plunge into hot halo of massive environments, but other phenomena may also play a role.

5.4 Metallicity dependence on other physical properties

Besides SFR and gas fraction, other dependencies have been proposed to further reduce the scatter of the MZR or explain the evolution of metallicity with respect to the FMR at $z > 2.5$.

Hoopes et al. (2007) and Ellison et al. (2008a) found a dependence of the gas metallicity on size, according to which, at fixed mass, more compact galaxies are more metal rich. The actual difference between the more compact and more diffuse galaxies depends on mass and is about 0.05–0.2 dex. This relation was later analyzed by Brisbin and Harwit (2012). Wu et al. (2015) and Hashimoto et al. (2018b) found similar dependence of metallicity on quantities related to size, i.e., respectively, galaxy surface brightness and stellar surface density (see also Sect. 6). Yabe et al. (2012) found a similar relation at $z \sim 1.4$ albeit with a large scatter. The origin of this dependence is discussed by all the papers cited above and generally attributed to the effect of gas infall (Ellison et al. 2008a; Brisbin and Harwit 2012). Wu et al. (2015) showed that the dependence is not mediated by gas fraction, and attribute the effect to the dependence on galaxy mass and surface brightness of infalls, outflows, and their relation to SFR. Sánchez Almeida and Dalla Vecchia (2018) investigated the origin of this effect by using the EAGLE cosmological simulations (see Sect. 4). The relation between mass, metallicity and size is present in the results of the simulation (see Fig. 28), together with the FMR, and concluded that the driving mechanism is the infall of metal-poor gas.

The dependence on both mass and radius was further discussed by D’Eugenio et al. (2018) by studying the relation of metallicity with average gravitational potential ($\Phi \equiv M_*/R_e$) and average surface mass density ($\Sigma \equiv M_*/R_e^2$). They found a more direct relation of metallicity with Φ , in agreement with the expected dependence of metallicity on escape velocity, giving a central role to metal losses due to galactic winds. The dependence on observing aperture is discussed in Sect. 6.4.

As discussed in Sect. 3.5.4, the ionization parameter q is an important quantity to understand the nebular spectra of galaxies. This parameter shows some correlation with stellar mass and SFR (e.g., Dopita et al. 2006; Brinchmann et al. 2008; Nagao et al. 2006a). Its influence is often studied placing the galaxies in a plane defined by R23, mainly sensitive to metallicity (but with secondary dependence on q), and O32, sensitive to q but with a secondary dependence on metallicity (e.g., Kewley and Dopita 2002; Nakajima et al. 2013; Shapley et al. 2015, see Sect. 3.5 for the definitions). Based on a sample of local and high- z galaxies, Nakajima and Ouchi (2014) analyzed the relation between the residuals from the MZR and the ionization parameters as measured by O32 and by photoionization models. On the base of a correlation between q and the main integrated parameters of the galaxies, i.e., mass,

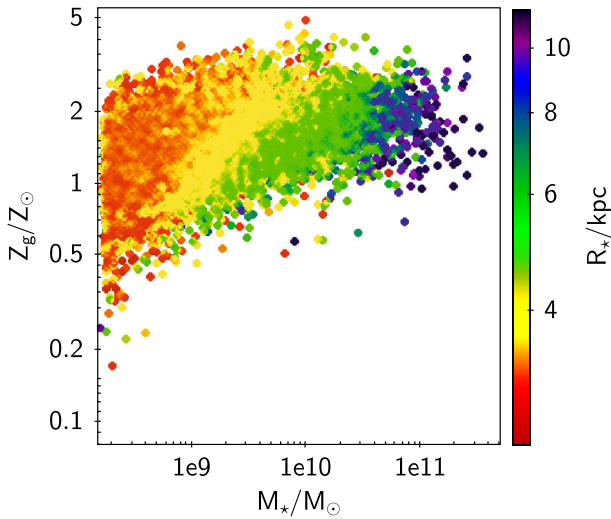


Fig. 28 Predicted dependence of gas-phase metallicity on stellar mass for galaxies of different size from the EAGLE cosmological simulations. Image reproduced with permission from Sánchez Almeida and Dalla Vecchia (2018), copyright by AAS

SFR and metallicity, they extended the FMR into a four-dimensional relation including q , the “Fundamental Ionization Relation” (FIR). This relation is able to account for the lower metallicities at $z > 2.5$.

6 Metallicity gradients in galaxies

6.1 Overall properties of metallicity gradients in galaxy discs

Since the first seminal works by Aller (1942), Searle (1971) and Pagel and Edmunds (1981), the investigation of gradients of metallicity in galactic discs has been subject to continuously growing interest, especially in recent years thanks to the developments of new facilities and extensive surveys that have enabled the measurement of gradients in detail using multiple tracers and also over large samples of galaxies.

In the local Universe the general finding is that, at least within the optical radius, in most spiral galaxies the metallicity decreases exponentially with galactocentric radius. As a consequence, gradient of the metallicity in its logarithmic form [e.g., $12 + \log(\text{O}/\text{H})$] is linear with radius, and can be expressed in units of dex kpc^{-1} . In the case of the Milky Way, typically radial metallicity gradients range between -0.06 and $-0.01 \text{ dex kpc}^{-1}$, depending on the metallicity tracer adopted, as discussed in the following.

Indeed, different metallicity tracers have been used to investigate the metallicity gradients, providing different kind of information, especially because they trace the enrichment at different cosmic times, hence their comparison can provide precious information on the evolution of the gradients with time.

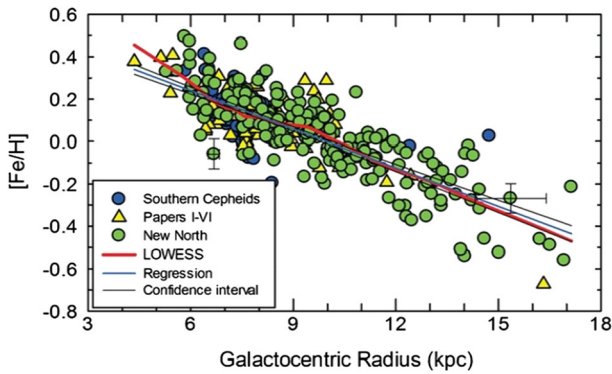


Fig. 29 Metallicity gradient of the MW based on Cepheids measurements. Image reproduced with permission from Luck et al. (2011), copyright by AAS

HII regions are used to trace the current metallicity of the gaseous component of galactic discs. The preferred method is obviously through the “direct”- T_e method (see Sect. 3.1), which however, due to the weakness of the auroral lines, can be properly mapped only in the MW (Deharveng et al. 2000; Esteban et al. 2005; Rudolph et al. 2006; Balser et al. 2011) and in a few nearby galaxies (e.g., Bresolin 2007; Bresolin et al. 2009a, 2012; Werk et al. 2011; Berg et al. 2012, 2013, 2015a). The strong line method has been extended to probe much larger samples of galaxies, as discussed later on, but with the uncertainties associated with the latter method, as discussed in Sect. 3.5.

Massive stars are also an alternative, accurate method to probe the metallicity of the gas out of which these stars have recently formed. Also in this case, the difficulty of obtaining the high quality and (high resolution) spectra required to measure the abundances has limited this method to the MW and a few other nearby galaxies (e.g., Daflon and Cunha 2004; Bresolin 2007; Davies et al. 2015), see the discussion in Sect. 3.4.

Cepheids have also been extensively used as a tool to investigate the current metallicity gradient, especially in the MW, as in their case, besides being very luminous, the distance is determined with high accuracy (Luck et al. 2011, 2006; Andrievsky et al. 2004). As a result, they provide probably the most accurate metallicity gradient measurements in the Milky Way (Fig. 29). The MW radial gradient of $[Fe/H]$ obtained by Luck et al. (2011) with this method is $d[Fe/H]/dR_G = -0.062 \pm 0.002 \text{ dex kpc}^{-1}$. The gradient of $[O/H]$ has nearly the same slope within uncertainties: $d[O/H]/dR_G = -0.056 \pm 0.003 \text{ dex kpc}^{-1}$.

Open clusters have instead been used to probe the metallicity of the gas when they formed, typically probing ages of a few Gyr (Friel 1995; Chen et al. 2003; Sestito et al. 2006; Magrini et al. 2009; Lépine et al. 2011). By using the extensive ESO-Gaia survey Magrini et al. (2017) has provided the most extensive mapping of the metallicity of open clusters (and field stars) in the MW, by also differentiating between clusters younger and older than 2 Gyr.

Planetary Nebulae instead probe the enrichment of the gas back to the time when their progenitors formed, on timescales ranging from about 3–4 Gyr to potentially the

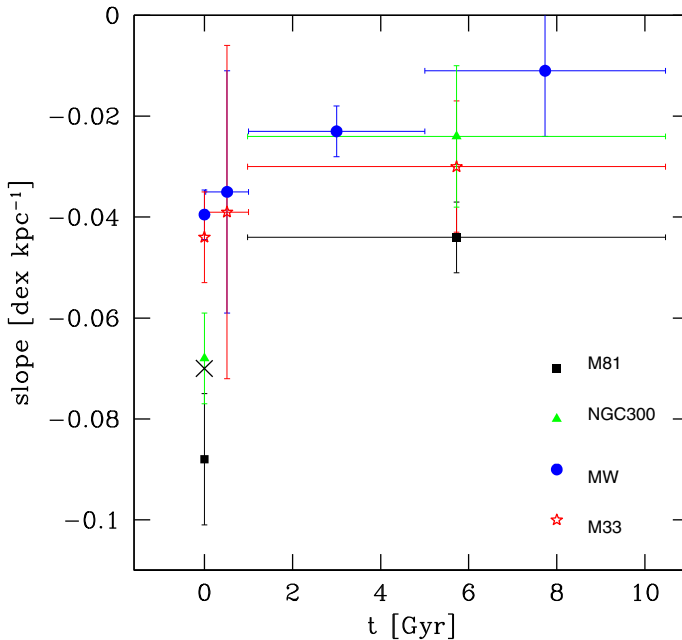


Fig. 30 Evolution of the metallicity gradient in the MW and in a few additional galaxies as a function of lookback time, based on different metallicity tracers probing the gas phase at different epochs. This diagram shows that gradients become steeper, more negative, as time flows. Image reproduced with permission from Stanghellini et al. (2014), copyright by ESO

oldest epochs (~ 13 Gyr), and they have been extensively used to investigate gradients in nearby galaxies and in the MW (e.g., Maciel and Quireza 1999; Maciel et al. 2003; Henry et al. 2010; Stanghellini and Haywood 2010; Stanghellini et al. 2014), in some works even differentiating among the ages of the planetary nebulae (Stanghellini and Haywood 2018).

In principle the different tracers discussed above enable us to determine the evolution of the chemical gradient in galaxies as a function of lookback time. The general result is that diagnostics tracing metal enrichment on longer time scales tend to give gradients that are flatter than those inferred from HII regions, suggesting that metallicity gradients have become steeper (more negative) with time (Magrini et al. 2016). This is shown in Fig. 30, from Stanghellini et al. (2014), where the evolution of the metallicity gradients is shown as a function of lookback time, for a few galaxies for which this information can be extracted.

This is somewhat in contrast with simple expectations of inside-out galaxy formation (inferred by other tracers), in which the inner regions would be expected to start forming at earlier times, hence having more times to produce metals, than the outer galactic regions (e.g., Davé et al. 2011; Gibson et al. 2013; Prantzos and Boissier 2000; Pilkington et al. 2012). This steepening requires some heavy redistribution of metals in the early galaxy formation, such as powerful feedback effects, prominent radial flows (for instance induced by gravitational instabilities or galaxy interactions) or early stochastic accretion/dilution (e.g. from intensive accretion and minor merging

events in the early universe) (Dekel et al. 2013; Dekel and Mandelker 2014; Tissera et al. 2018; Grisoni et al. 2018).

However, one should also be aware that the tracers probing the metallicity gradients across long lookback times, such as PNe or older open clusters, are potentially affected by the effect of radial stellar migration. Indeed, stars may potentially migrate significantly from their original birth site, washing out an originally steep gradient, as a consequence of stellar bars, galaxy interactions or other secular processes. In this scenario the flatter gradients observed at later cosmic times would simply be a consequence of the longer timescale during which stellar migration has been mixing the older stellar populations. Yet, as discussed later, other results seem to independently support the scenario in which metallicity gradients have become steeper with time. Moreover, some detailed modelling of the prominence of stellar migration across the lifetime of galaxies have indicated that this effect is minor and unlikely to substantially affect the slope of the metallicity gradient in galaxies (Spitoni et al. 2015).

6.2 Statistical properties of galactic discs metallicity gradients

The advent of large integral field spectroscopic surveys has made it possible to investigate gradients more systematically for large sample of galaxies, especially exploiting HII regions, whose nebular lines are easier to detect and map in galaxies. By using spatially resolved spectroscopic data from a sample of 306 star-forming discs from the CALIFA survey, Sánchez et al. (2014) found a large spread of metallicity gradients. However, both Sánchez et al. (2014) and Ho et al. (2015) have pointed out that the spread is greatly reduced, and metallicity gradients become comparable, if the radii are normalized to the galaxy effective radius (R_e), suggesting that the chemical evolution of galaxies with different masses is governed by the same enrichment processes occurring on local scales.

Ho et al. (2015) and Sánchez-Menguiano et al. (2016) found no evidence that the metallicity gradient (normalized to R_{25}) depends on galaxy mass, based on data of star-forming galaxies from the SAMI and CALIFA integral field surveys. However, the size and/or the mass range of these samples may not be sufficient to identify clear trends with mass. Indeed, by using the second MaNGA–SDSS4 data release, comprising integral field spectroscopic data for about 2800 galaxies spanning two orders of magnitudes in stellar mass, Belfiore et al. (2017) later revealed that the metallicity gradients of star-forming galaxies (normalized to R_e) actually strongly depend on the stellar mass of the galaxy. Indeed, as illustrated in Fig. 31, the metallicity gradient is nearly flat for low mass galaxies ($M_{star} \sim 10^9 M_\odot$) and becomes progressively steeper (more negative) for more massive galaxies. If one considers that the sequence in mass somehow reflects an evolutionary sequence, the mass-gradient relationship is at least qualitatively in agreement with the indication that the metallicity gradient was shallower at earlier epochs as inferred by the different tracers of individual galaxies.

A steepening of the metallicity gradient with stellar mass has later been confirmed by Poetrodjojo et al. (2018) by using data from the SAMI Survey (Bryant et al. 2015). The dependence seems weaker than observed by Belfiore et al. (2017), but the sample of galaxies is also much smaller.

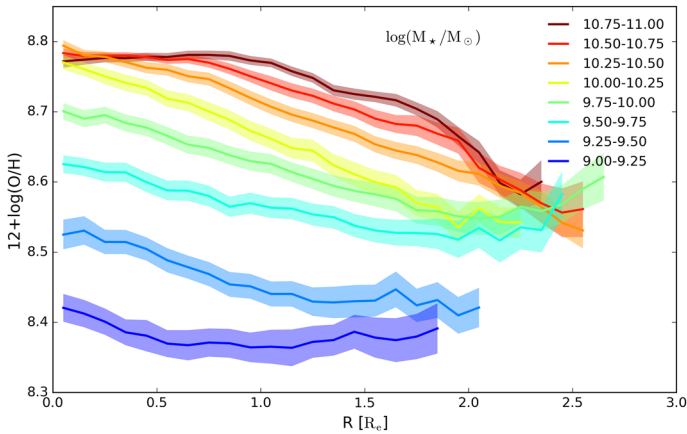


Fig. 31 Average gaseous metallicity profile in bins of stellar mass for ~ 2800 galaxies from the MaNGA survey. Metallicities are derived from O3N2 using the calibrations in Pettini and Pagel (2004). Image reproduced with permission from Belfiore et al. (2017), copyright by the authors

It should be noted that these results on metallicity gradients of large samples of galaxies, based on the extensive MaNGA, CALIFA and SAMI surveys, adopt the strong line methods for measuring the metallicity, with all caveats discussed in Sect. 3.4. However, the absolute calibration scale offset potentially plaguing the strong line method is partly mitigated in the case of metallicity gradients as these imply differential measurements. It is also important to recall, that all these studies confine the measurement of the metallicity gradient to the galactic regions showing evidence for star formation; extensive bulge or inter-arm regions with LIER-like emission or with nebular emission too weak to be probed are excluded from the determination of the metallicity gradients, which may result in either potential bias or may be missing some key information associated with the metal evolution in these specific regions.

The flattening of the metallicity gradient in the central region of the most massive spiral galaxies (Fig. 31, see also Zinchenko et al. 2016) is likely a consequence of the metallicity saturating, and approaching the yield, in the central most metal rich regions. However, it is also possible that, despite the attempt to confine the measurement of the metallicity gradient to star-forming regions, some contamination from the central LIER-like emission in massive galaxies may affect the strong line diagnostics.

Some attempts have been made to explore azimuthal variations of the metallicity (i.e., at fixed galactocentric distance) in galactic discs, both by using the direct T_e method (Li et al. 2013; Berg et al. 2015a) and the strong line method (Zinchenko et al. 2016; Sánchez-Menguiano et al. 2017a; Ho et al. 2017, 2018). Generally, the azimuthal variations, if anything, are found to be small (less than 0.1 dex), but significant in a growing number of systems, as shown for example in Fig. 32 (Ho et al. 2018). There are also claims that, in particular, metallicity varies between the arm and inter-arm regions in some galaxies (Ho et al. 2017, 2018), which may reveal fast enrichment by the enhanced star formation along the spiral arms. However, these properties do not seem to be common to most galaxies (Sánchez-Menguiano et al. 2017a). More-

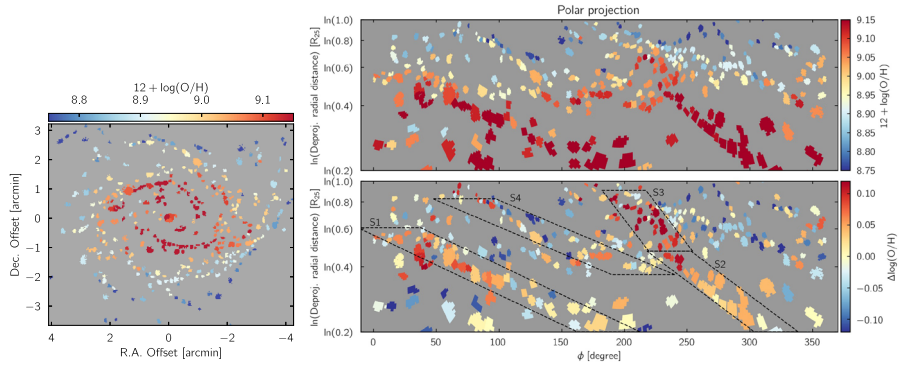


Fig. 32 Left: metallicity distribution of HII regions in the galaxy NGC2997. Right-top: metallicity distribution for the same galaxy in polar projection. Right-bottom: metallicity difference with the average radial gradient. The positions of the spiral arms are indicated. Image reproduced with permission from Ho et al. (2018), copyright by ESO

over, one should take into account that the azimuthal metallicity gradients, as well as the arm/inter-arm variations, have so far been assessed primarily through strong line diagnostics and, despite the efforts to take the ionization parameter into account, the small variations observed may still be affected by changes in the physical conditions of the ISM and excitation conditions between arm and inter-arm regions. Studies of azimuthal variations based on direct (T_e) measurements are less conclusive in establishing whether there are significant azimuthal metallicity gradients in local galaxies, although the statistics of HII-regions is admittedly poor in this case. Certainly more studies are needed both to expand the samples of galaxies with angular resolution high enough to resolve azimuthal structures and sensitive enough to detect auroral lines in multiple galactic HII regions.

In summary, the study of the radial metallicity gradients is an important piece of information on the current status of the galaxies and on the process dominating their formation. As different populations of the MW (HII regions, young massive stars, open clusters, PNe, etc.) reveal the chemical abundances at different ages and stages of the Galaxies, the evolution of chemical abundance gradient with time can be studied via stellar archeology. A steepening of the gradient with time towards more negative values is detected, and this is explained by the presence of radial redistribution of metals.

6.3 Galactic disk outskirts

While the slope of the radial gradients has generally been probed within the optical radius, high sensitivity observations have made it possible to explore the radial gradients in the outer discs. Observations have shown that at large galactocentric radii (typically at $R > 2R_e$), metallicity gradients tend to become very flat and settle to a relatively high value, typically around $0.3\text{--}0.5 Z_\odot$. This has been confirmed both through the direct method applied to individual galactic discs (Bresolin et al. 2009b, 2012; Goddard et al. 2011; Sánchez-Menguiano et al. 2017b), as illustrated in Fig. 33,

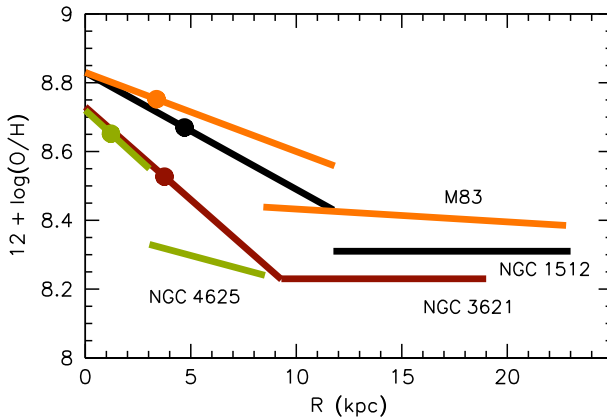


Fig. 33 Schematic representation of the abundance gradients for a sample of local galaxies. Dots are shown at $R = 0.4R_{25}$ for each galaxy to represent the characteristic abundances of their inner disks. Image reproduced with permission from Bresolin et al. (2012), copyright by AAS

and through the stacking of large sample of galaxies (Sánchez et al. 2014). It has been suggested that the flat slope of the metallicity gradient at large radii may be associated with the low efficiency and discontinuous star formation typical of outer discs, similar to what is observed in low-mass galactic discs. However, the really puzzling finding is the relatively high level of enrichment in these outer regions, where the formation of stars has been very low and certainly not enough to bring the content of metals to the observed values. The only realistic explanation is that these outer regions have accreted pre-enriched material, either as a consequence of cooling from the halo, gas stripping from the center due to galaxy interactions, minor merging with enriched satellites, galactic fountains or major outflows from the central (metal rich) regions (Bresolin et al. 2012; Sanchez et al. 2013; Belfiore et al. 2016a).

It is also important to mention that there are some notable exceptions to these trends. Indeed, Moran et al. (2012) have found cases of spiral galaxies whose metallicity gradient drops significantly at $R > R_{90}$ (the radius enclosing 90% of the r -band light) and they find that this feature is linked to the amount of atomic gas content HI. This may indicate that galaxies with prominent metallicity drop in their outskirts have been recently accreting pristine/low-metallicity gas from the intergalactic medium that, for momentum conservation, is predominantly deposited in the outer regions.

6.4 Spatially resolved scaling relations

Within this context there has been recently an extensive effort in trying to depart from metallicity gradient studies with the classical radial axisymmetric (or azimuthal) approach, and investigate the variation of metallicities on local scales focusing on the potential correlation with the other local galactic properties, such as stellar surface density and star formation rate surface density. This approach is equivalent to investigating whether scaling relations apply locally.

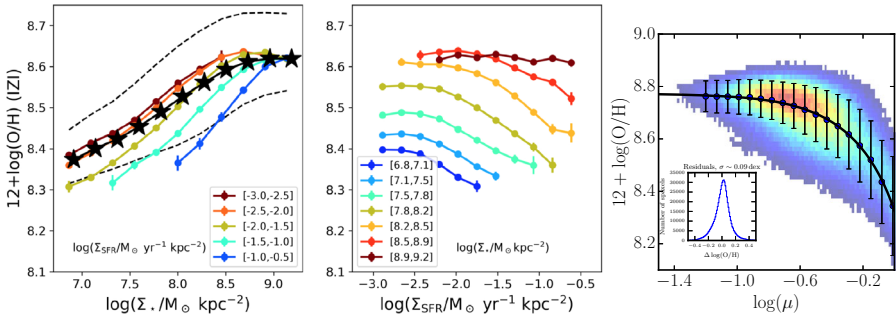


Fig. 34 Left: gas metallicity as a function of stellar mass surface density, averaged across the entire MaNGA sample (black stars) and averaged in bins of star formation rate surface density (coloured lines). Center: gas metallicity as a function of star formation rate surface density, averaged in bins of stellar mass surface density. Courtesy of Belfiore et al. (in prep.). Right: gas metallicity as a function of local gas fraction μ , as inferred from the Balmer decrement. Image reproduced with permission from Barrera-Ballesteros et al. (2018), copyright by AAS

More specifically, by using CALIFA and MaNGA data, González Delgado et al. (2014) and Barrera-Ballesteros et al. (2016) investigated the spatially resolved dependence of the gas metallicity on local properties of galaxies. They both find a clear correlation between metallicity and stellar mass surface density Σ_* . Barrera-Ballesteros et al. (2016) investigate also the possible dependence of metallicity on local surface density of star formation rate, Σ_{SFR} , but they claimed that a $Z-\Sigma_{\text{SFR}}$ relation is not significant, although (at fixed Σ_*) their highest Σ_{SFR} bin does show a clear drop in metallicity. More recently, Belfiore et al. (in prep.) have further investigated in detail the spatially resolved metallicity scaling relations by using the latest MaNGA releases; their analysis confirmed the $Z-\Sigma_*$ scaling relation and revealed also the existence of a clear dependence of metallicity on SFR surface density, i.e., a $Z-\Sigma_{\text{SFR}}$ anti-correlation, as illustrated in Fig. 34 (left and center).

Barrera-Ballesteros et al. (2018) found also a strong anti-correlation between local metallicity and gas surface density μ (inferred from the dust extinction traced by the Balmer decrement) as illustrated in Fig. 34, right. This finding is in good agreement with the $Z-\Sigma_{\text{SFR}}$ anti-correlation, as Σ_{SFR} and gas surface density μ are tightly linked by the Schmidt–Kennicutt relation. It is also in agreement with the results on the gas-FMR by, e.g., Bothwell et al. (2013), see Sect. 5.2.3.

The (anti-)correlation between local metallicity and surface density of SFR (or, equivalently, on gas surface density) may really be driving the global FMR; in the scenario in which local metallicity dilution due to infalling gas both decreases the local metallicity and boosts the local SFR, the cumulative effect can scale up to induce the FMR over the entire galaxy.

Whether the global MZR stems from the local correlation between metallicity and Σ_* , or vice-versa, is more difficult to establish. Indeed, total stellar mass and Σ_* are correlated, and therefore it is difficult to establish which of the two is the primary, driving correlation. Barrera-Ballesteros et al. (2016) claim that the local $Z-\Sigma_*$ is the primary relation, which drives both the global MZR and the radial metallicity gradients in galaxies. However, this certainly cannot be the case at large galactic radii, where

the metallicity profile flattens and remains at relatively high levels, while the stellar surface density keeps fading exponentially or even more rapidly. Moreover, recently D'Eugenio et al. (2018) have shown that the gas metallicity is more tightly correlated with the gravitational potential ($\Phi \sim M_*/R_e$) than with the galaxy stellar mass or the stellar surface density, indicating that the gravitational potential is likely the primary mechanism establishing the level of metal content (see also Sect. 5.4). The weak correlation found by Barrera-Ballesteros et al. (2018) between metallicity and local escape velocity suggests that metals lost by winds only play a minor role in shaping the local metallicity. In conclusions, these evidences show that the MZR might be shaped by global rather than local effects.

Summarizing, the scaling relations observed at the global, galaxy-scale level are now also observed at the local level. While the global FMR is probably driven by the local one, the situation for the MZR is uncertain because conflicting evidences are present.

6.5 Interacting galaxies

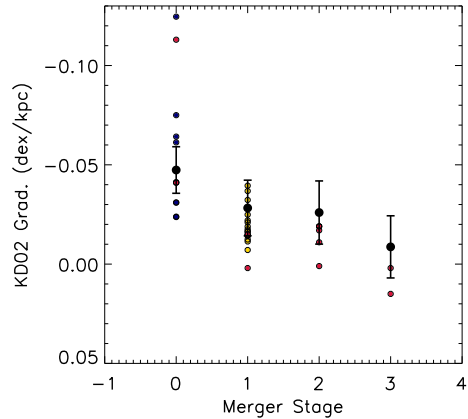
While most of these studies have focused on regular, isolated galactic discs, a few studies have investigated gradients in interacting/merging systems. It has been found that interacting systems generally have significantly flatter gradients than isolated galaxies, and the effect is stronger in systems that are in a more advanced stage of merging (Fig. 35) (Rupke et al. 2010b; Rich et al. 2012a; Torres-Flores et al. 2014). Moreover, the extended tails resulting from galaxy interaction display remarkably flat gradients out to 70 kpc (Olave-Rojas et al. 2015). Recently Ellison et al. (2018b) has used MaNGA data to study the spatial distribution of the excess of SFR and deficit of metallicity in interacting/merging galaxies, finding that both are more prominent in the inner parts of the galaxies.

The most widely accepted interpretation is that interactions on the one hand make the outer low-metallicity gas lose angular momentum and flow towards the central region of the galaxy causing dilution, while on the other hand metal enriched gas is stripped into extended tails where the metallicity imprint of the original location is rapidly lost and mixed up with gas from other regions (Torrey et al. 2012; Rupke et al. 2010a). This interpretation is consistent with the lower total metallicity observed in these galaxies as discussed in Sect. 5.1.7, and with the observations that recently merged galaxies have larger amounts of atomic gas (Ellison et al. 2018a).

6.6 Stellar metallicity gradients

Several studies have been performed on the metallicity gradients of the stellar population in early type galaxies (e.g., Spolaor et al. 2010; Bedregal et al. 2011; Koleva et al. 2011; Harrison et al. 2011; La Barbera et al. 2012; Goddard et al. 2017). They are often more demanding than gas metallicity gradients, as resolved stellar metallicities require much higher S/N data on the stellar continuum, which is especially difficult to achieve in the outer parts of early type galaxies galaxy due to the rapidly declining surface brightness of the stellar light with galactocentric radius. However, given typi-

Fig. 35 Gas phase metallicity gradient versus merger stage. Blue points are isolated systems from Rupke et al. (2010b), yellow points are wide pairs, red points are luminous infrared galaxies and black points are from models. Image reproduced with permission from Rich et al. (2012a), copyright by AAS



cally the lack of dust reddening, stellar colours have also been employed to map the metallicity in these passive systems (e.g., Tortora et al. 2010). Fewer studies have been performed on the stellar metallicity gradients of star-forming galaxies (e.g., Morelli et al. 2015; Sánchez-Blázquez et al. 2014; González Delgado et al. 2015; Goddard et al. 2017; Li et al. 2018) both because disentangling age-metallicity degeneracies of the stellar population requires even higher S/N and because the presence of nebular lines makes the analysis of the stellar features more difficult. Moreover, the simple analysis of the stellar metallicity provides light-weighted stellar metallicities, typically dominated by the most recent stellar population. A proper determination of the dominating stellar population, especially in late type galaxies is difficult as it depends on the star formation history and on the stellar indices or wavelength range used to extract the stellar metallicity. Mass-weighted stellar metallicities are potentially more interesting to investigate the metallicity gradient of the bulk of the stellar population, but, as discussed in Sect. 2, mass-weighted stellar metallicities are more difficult to infer, especially in the outer regions of galaxies where the S/N is not as high as in the central galactic regions.

Typically, stellar metallicity gradients are shallow. Although the dispersion is large, works based both on CALIFA (González Delgado et al. 2015) and on MaNGA (Goddard et al. 2017) find a significant dependence of the stellar metallicity gradient with stellar mass, with a stronger dependence for late type galaxies than for early type galaxies (Fig. 36). This is a trend similar to that observed for the gas phase metallicity, however the important difference is that for stellar metallicities the gradient is negative but shallower at high masses and becomes positive (“inverted”) at low masses, indicating a change in the formation and accretion histories between low mass and high mass galaxies, and also between late type and early type galaxies. A strong dependence of stellar metallicity gradients with stellar mass for late type galaxies was also confirmed by Lian et al. (2018); they point out that the mass dependence is significantly stronger than for the gaseous metallicity gradients, which is surprising, given that close to equilibrium the stellar metallicity should approach the gas metallicity (Peng and Maiolino 2014a); they interpret the strong difference between stellar and

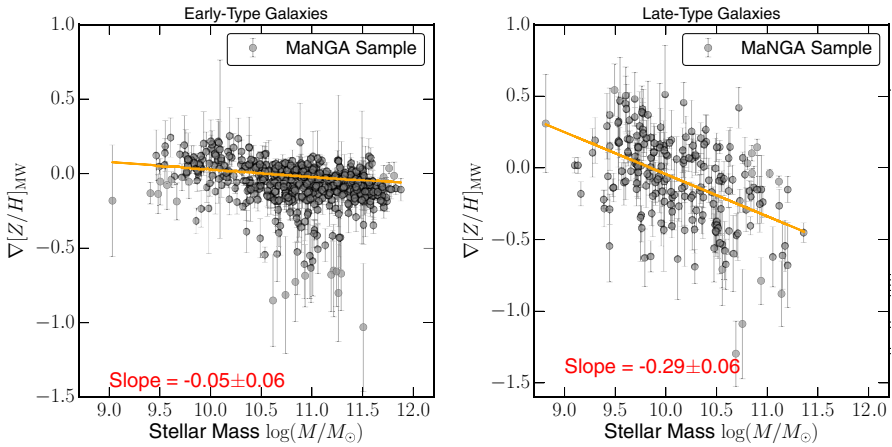


Fig. 36 Mass-weighted stellar metallicity gradient as a function of stellar mass for early-type (left) and late-type (right) local galaxies from the MaNGA survey. Image reproduced with permission from Goddard et al. (2017), copyright by the authors

ISM metallicity gradients invoking a variation of either the outflow loading factor, or of the IMF, both in time and radially.

Interestingly, by using MaNGA data, Li et al. (2018) have found that the stellar metallicity gradients depend on stellar velocity dispersion and that they peak (becoming most negative) at intermediate velocity dispersions of about 100 km s^{-1} . This is interpreted as indicating a change in the evolutionary history in galaxies. In particular, metallicity gradients becoming flat at very large velocity dispersions is likely to indicate a growing role of mergers, which redistribute the metallicity in very massive galaxies whose velocity dispersion has been enhanced by the merging history.

Finally, very interestingly, Sánchez-Blázquez et al. (2014) have investigated the relation of stellar metallicity gradients on the presence and strength of stellar bars, finding no evidence for any correlation (in agreement with similar studies tracing the gas metallicity gradients, see Sánchez et al. 2014). This result indicates that stellar migration associated with stellar bars does not play a significant role in shaping the metallicity gradient of galaxies, in agreement with the expectations of some models (Spitoni et al. 2015). However, one should take into account that stellar bars are a recurrent phenomenon in the life of galaxies (about 40% of spiral galaxies in the local universe are barred, Sheth et al. 2008), therefore the lack of a correlation with the current strength of bar in galaxies does not necessarily mean that past barred phases (even in galaxies currently non-barred) have not played a role.

6.7 Metallicity gradients at high redshift

Measuring metallicity gradients at high redshift is obviously much more difficult for various reasons.

Firstly, the steep cosmological dimming of the surface brightness ($\propto (1+z)^4$) makes it much more difficult to achieve the S/N required to measure metallicity gradients in the outer parts of galaxies; this effectively translates into measuring high- z metallicity gradients only for the gas phase and only by using strong line methods.

Secondly, it becomes increasingly difficult to spatially resolve galaxies in integral field spectroscopy. In most studies the metallicity gradients are only marginally resolved. Targeting lensed galaxies generally helps (e.g., Yuan et al. 2011; Jones et al. 2013, 2015b; Leethochawalit et al. 2016; Wang et al. 2017), however at the cost of introducing the additional uncertainty associated with the lens modelling. Moreover, even when the lens model is well constrained, gravitational magnification is differential, hence the resulting lensed image and metallicity map are strongly weighted towards the regions close to the lens caustic, therefore potentially resulting into distorted metallicity maps. The use of adaptive optics certainly helps (e.g., Leethochawalit et al. 2016; Perna et al. 2018; Förster Schreiber et al. 2018) although the modest Strehl-ratios cause the sensitivity to drop significantly, especially towards the outer low surface brightness regions. HST grism spectroscopy has also been effectively used to map the metallicities at high- z with HST-like high angular resolution (Fig. 37) (Jones et al. 2015b; Wang et al. 2017), the only problem being the low spectral resolution of the spectra and small wavelength range, which often limit the use of diagnostics and makes the subtraction of the stellar continuum more problematic. In other studies, not exploiting gravitational lensing and from the ground without adaptive optics (e.g., Cresci et al. 2010; Queyrel et al. 2012; Swinbank et al. 2012; Stott et al. 2014; Troncoso et al. 2014; Wuyts et al. 2016), the measurement of metallicity gradients has generally been limited to the larger (hence typically more massive) galaxies therefore with potential bias.

The additional problem is that most nebular diagnostics are shifted to the near infrared bands. The basic, bluest diagnostics enabling the use of the strong line method (e.g., the R_{23} parameter) can be traced in the optical band through optical integral field spectrometers only out to $z \sim 0.8$ (Carton et al. 2018). While integral field spectrometers in the near-IR bands are well developed and available on large telescopes to probe the strong line metallicity diagnostics at $z > 1$, the reduced sensitivity in these bands (primarily because of the higher background, both thermal and from bright OH sky

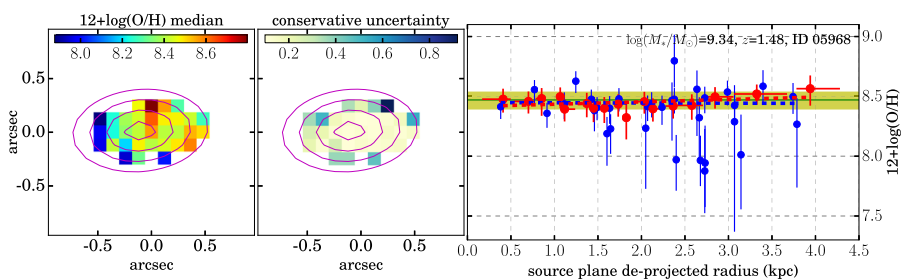


Fig. 37 Metallicity gradient in a lensed galaxy at $z = 1.48$ obtained with HST grism data. Left: metallicity map. Center: uncertainty. Right: radial metallicity distribution (blue points are individual pixels, red points show the average within annuli). Image reproduced with permission from Wang et al. (2017), copyright by AAS

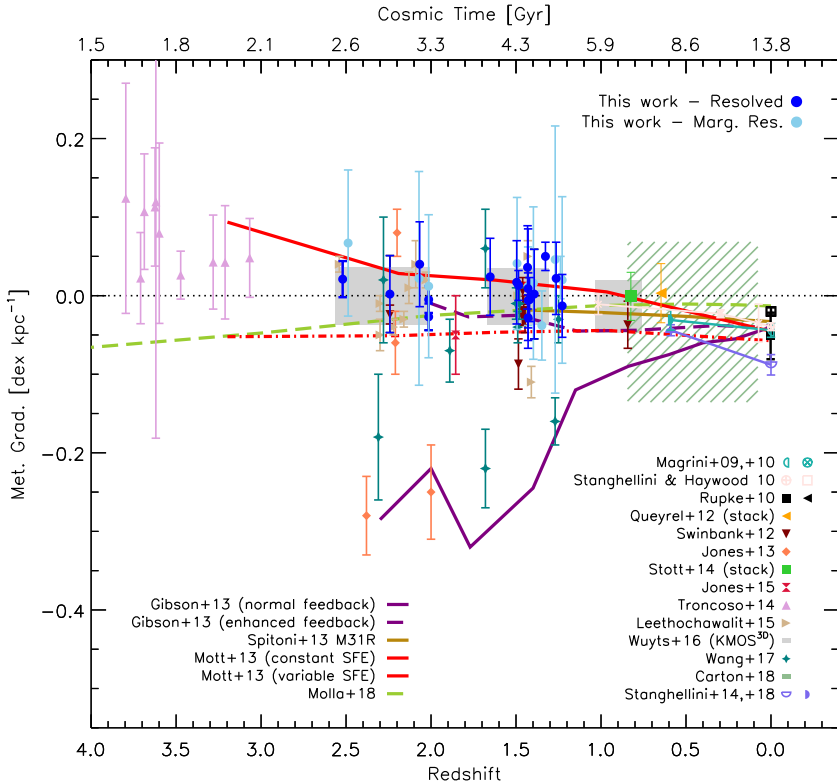


Fig. 38 Overview of the metallicity gradients measured at different redshifts, both in lensed and unlensed galaxies, from different surveys, including local galaxies (whose gradient evolution has been inferred through tracers at different lookback times). Evolutionary tracks of different models are also show (see legend). Image courtesy of Curti et al. (in prep.)

lines) and discontinuous spectral coverage (because of the deep atmospheric absorption bands), makes the measurement of metallicity gradients even more challenging. Often, spectra are obtained in a single spectral band, resulting in limited information. For instance, $[\text{NII}]/\text{H}\alpha$ is used to effectively trace metallicity gradients at high- z , as these two lines are conveniently observed in the same band (e.g., Wuyts et al. 2016; Förster Schreiber et al. 2018), but at the cost of introducing all uncertainties associated with this single diagnostic (e.g., dependence on nitrogen enrichment, dependence on ionization parameter, etc), see Sect. 3.5.4.

With all these caveats, extensive studies have been undertaken to constrain the evolution of metallicity gradients at high redshift (e.g., Cresci et al. 2010; Queyrel et al. 2012; Swinbank et al. 2012; Stott et al. 2014; Troncoso et al. 2014; Wuyts et al. 2016; Yuan et al. 2011; Jones et al. 2013, 2015b; Leethochawalit et al. 2016; Wang et al. 2017; Carton et al. 2018; Förster Schreiber et al. 2018). A summary of the observed evolution of the metallicity gradients is shown in Fig. 38 (from new observations and a compilation courtesy of Curti et al., in prep.). There is clearly a large dispersion, part of which is likely due to the observational uncertainties, but it is also likely reflecting a

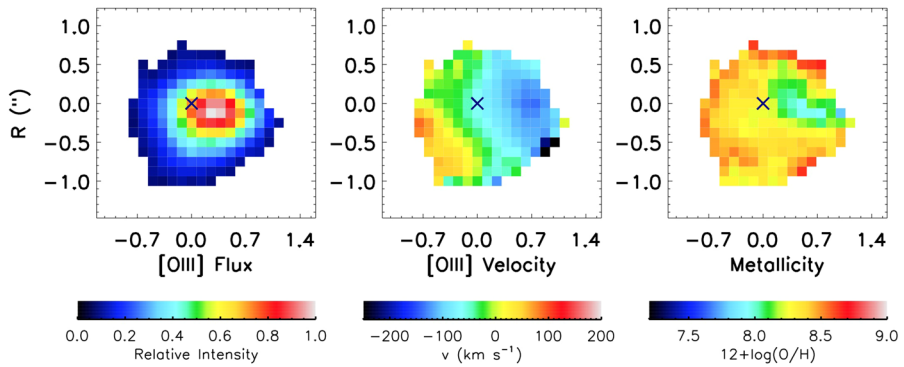


Fig. 39 Example of galaxy with inverted metallicity gradient at $z = 3.06$. Left: map of the [OIII]5007 line emission (approximately proportional to the surface density of SFR). Center: velocity field. Right: metallicity map. Image reproduced with permission from Cresci et al. (2010), copyright by Macmillan

real dispersion of the metallicity gradients during the early phases of galaxy evolution, when the accretion and merging processes were more stochastic and resulting into a more irregular behaviour (e.g., Ceverino et al. 2016). Despite the large scatter, and with the exception of a few rare cases of very steep gradients (Jones et al. 2013, based on low S/N spectra), most studies find that at high redshift the metallicity gradients are on average flatter than observed locally. This is in agreement with the flattening of the gradients in local galaxies when using tracers that probe longer lookback times, i.e., primarily PNe (Stanghellini et al. 2014; Stanghellini and Haywood 2018), as discussed in Sect. 6.1.

It is interesting to note that studies comparing metallicities measured in DLA absorption systems with their optical counterparts (whose metallicity is measured through nebular lines) have also independently inferred gradients that are, on average, quite flat (-0.022 dex kpc^{-1}) even out to galactocentric radii of several tens kpc, in high- z galaxies (Christensen et al. 2014; Rhodin et al. 2018).

However, it is becoming increasingly evident that at such early epochs the concept of “radial” (azimuthally averaged) gradient loses part of its meaning, as expected by some models (Ceverino et al. 2016). Indeed, the metallicity distribution is often very irregular, with large local variations (e.g., Förster Schreiber et al. 2018, and Fig. 37), hence the apparently flat radial gradient simply results from averaging large azimuthal variations into the same radial bins. These large irregular metallicity variations in high- z galaxies probably reflect the chaotic accretion and formation processes during these early phases. Therefore, the comparison with models should not be done simply in terms of radial gradients (which can be partly deceiving of the chemical complexity of these systems), additional information should be considered such as the metallicity scatter.

A population of positive (i.e., “inverted”) metallicity gradients has recently been discovered at high redshift (Cresci et al. 2010; Troncoso et al. 2014; Carton et al. 2018) (Wang et al. 2018). These inverted gradients appear to be particularly common at $z > 3$ (Fig. 39). However, it has been pointed out that rather than simply being inverted, the central metallicity suppression is mostly associated with the central enhancement of

star formation rate. Cresci et al. (2010) and Troncoso et al. (2014) suggest that this is a consequence of enhanced inflow of metal-poor gas toward the central galaxies, in their early epoch of formation, which results in both a local dilution of the metallicity and a local enhancement of the SFR due to the larger amount of gas available. Stott et al. (2014) suggest a similar scenario to interpret the correlation that they find at $z \sim 1$ between metallicity gradient and sSFR: the enhanced inflow of near-pristine gas makes the central region metal poor and also boosts the sSFR. This is in agreement with the infall interpretation of the FMR, see Sect. 5.2.2.

Whether the metallicity gradients of high- z galaxies have a mass dependence similar to that observed locally is not totally clear, mostly because of the large scatter. Wuyts et al. (2016) and Stott et al. (2014) do not find a clear mass dependence in their samples at $z \sim 1$ –2. Carton et al. (2018) find a weak mass dependence in their sample at $0.1 < z < 0.8$. Together with the local findings these results suggest that the mass dependence of the metallicity gradients is established at late epochs. Correlations of the gradients with sSFR have been also proposed (Stott et al. 2014; Wuyts et al. 2016), but in all cases only with low significance and in disagreement with other studies (Leethochawalit et al. 2016; Troncoso et al. 2014).

Finally, Carton et al. (2018) find an interesting correlation at $0.1 < z < 0.8$ between metallicity gradient and galaxy size, in which small galaxies show a large spread in metallicity gradient (both positive and negative), while large galaxies present a much smaller spread and regular negative gradients.

6.8 Metallicity gradients models

Several models have been proposed to reproduce the metallicity gradients in galaxies, both for the gas and the stars (Mollá et al. 1997; Chiappini et al. 2001; Naab and Ostriker 2006; Mott et al. 2013; Spitoni et al. 2013, 2015; Ho et al. 2015; Kudritzki et al. 2015; Ascasibar et al. 2015; Schönrich and McMillan 2017; Lian et al. 2018). Many models consist in the extension of the analytical “gas regulator” scenario applied to concentric galactic rings, in which there is a radial dependence of the primary parameters, such as gas infall timescale and star formation efficiency (also introducing threshold for star formation). Some models, as discussed above, also introduce variable outflow loading factors and even variable IMF. The main challenge of these models is that they have also to reproduce the inside-out growth of galaxies, i.e., the finding that, based on both the stellar population age gradients and surface density gradients, the central parts of galaxies must have grown earlier and faster than the outer parts. This requires models to have accelerated star formation and enrichment in the central regions, relative to the outer regions, which results into a negative metallicity gradient, as observed in galaxies.

The main problem of this scenario is that, if different galactic annular rings do not exchange metals (as it is the case in most models), then the unavoidable consequence is that the metallicity gradient should flatten with cosmic time, which is opposite to that observed as inferred from the observation in local galaxies diagnostics that trace metallicity gradients at earlier epochs (Fig. 30), from the observed evolution of metallicity gradients at high redshift (Fig. 38) and even based on the simple finding that

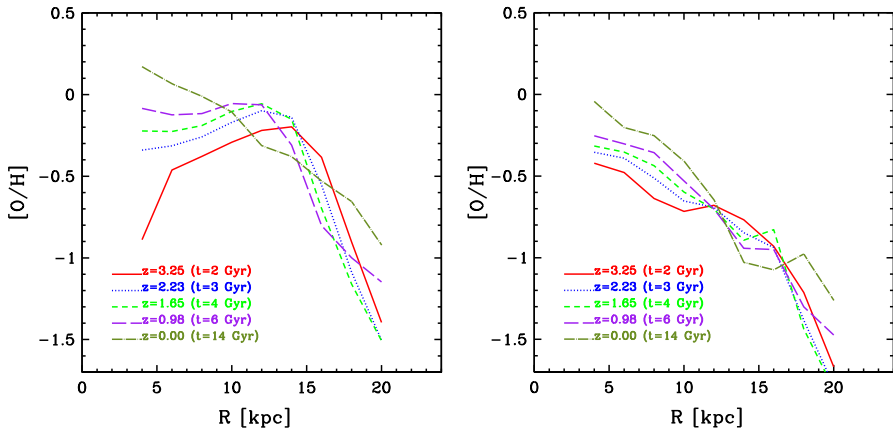


Fig. 40 Examples of metallicity gradients predicted by the analytical model of Mott et al. (2013), which include radial flows of gas. The model on the left assumes a threshold, inside-out formation, constant star formation efficiency, and radial flows. The model on the right uses a radially variable star formation efficiency. It has to be noted that the metallicity gradient becomes more negative with time (at least within the central 10 kpc, which is the only part observed at high redshift) and also that in the left-side model at early times the metallicity gradient is centrally inverted as a consequence of strong central infall of pristine gas. Image reproduced with permission from Mott et al. (2013), copyright by the authors

the metallicity gradient steepens with galaxy stellar mass (Fig. 31) and assuming the stellar mass sequence of galaxies somehow reflects their evolutionary pattern. Possible solutions to comply with the inside-out growth of galaxies and having metallicity gradients that steepen with time is that stellar migration plays a role in mixing stellar metallicities and the production of metal at different radii, from different generations of stars (Spitoni et al. 2015; Schönrich and McMillan 2017), or prominent radial flows of gas that can dilute the central regions at early epochs (Spitoni and Matteucci 2011; Mott et al. 2013; Spitoni et al. 2013), or strong feedback (in the form of outflows) at early epochs has redistributed the metals produced by the central active region in the circumgalactic medium and towards the external region of galactic discs. This is not unreasonable given that recent observations have revealed that as much as 40% of the metals produced by galaxies have been expelled in their halo (see Sect. 9) and that the circumgalactic medium has already been significantly enriched ($Z \sim 0.1 Z_{\odot}$) by $z \sim 2$ (Prochaska et al. 2013). Figure 40 shows the effect of introducing radial flow in the analytical models proposed by Mott et al. (2013). Interestingly, in this models the high inflow rate of pristine gas towards the central regions even inverts the gradient centrally, nicely reproducing the inverted gradients observed at high redshift (Fig. 39 Cresci et al. 2010; Troncoso et al. 2014).

Zoom-in cosmological simulations have become increasingly popular to investigate the evolution of metallicity gradients in galaxies (Di Matteo et al. 2009; Torrey et al. 2012; Pilkington et al. 2012; Gibson et al. 2013; Tissera et al. 2016a, b, 2017, 2018). However, these high-resolution simulations are computationally expensive. As a consequence, only a limited number of galaxies are generally simulated at this level of detail. Simulations typically obtain reasonably metallicity gradients, although some of them struggle to reproduce the observed mass dependence. A common outcome

is that galaxy interactions tend to flatten the metallicity gradients at any epoch (Di Matteo et al. 2009; Ma et al. 2017). There is typically a large scatter and rapid variations in the gradients observed in simulations especially at high redshift; Ma et al. (2017) suggest that the observed gaseous metallicity gradients reflect more the current status of the galaxy rather than tracing its past cosmological evolution. Many simulations tend to have the same problem as analytical models in reproducing the temporal steepening of metallicity in regular, rotating galaxies. Within this context the most successful models are those that introduce enhanced feedback from star formation, which redistributes the metals across the galaxy more effectively in the early, active stages of galaxy formation (Gibson et al. 2013).

6.9 Summary of metallicity gradients in galaxies

In this section we summarize some of the key results regarding the spatially resolved distribution of metals in galaxies.

Radial metallicity gradients tend to steepen in more massive galaxies. This is observed both for the gas phase metallicity and for the stellar metallicity (although with larger scatter).

However, metallicity gradients are not described by a single slope; they generally flatten at high galactocentric radii (suggestive that galactic outskirts have accreted pre-enriched material) and, in massive galaxies, they tend to flatten also in the central region (likely because of metallicity saturation).

There is evidence that the metallicity is not simply a function of galactocentric radius, but it depends on the local physical properties of the galactic disc. More specifically, the gas metallicity is found to correlate with the surface density of stellar mass and to anti-correlate with the surface density of star formation rate and with the surface density of gas. Whether these local scaling relations are responsible for the global metallicity scaling relations has yet to be properly assessed.

The use of indicators that trace the metallicity in galaxies at different lookback times, as well as the direct observation of metallicity gradients at high redshift, indicate that metallicity gradients were flatter in the past (which is also consistent with the local steepening of metallicity gradients as a function of stellar mass, if one consider low mass galaxies progenitors of more massive ones). The fact that radial metallicity gradients steepen with cosmic time is in contrast with the simplest expectations of the chemical enrichment in the scenarios in which galaxies grow inside-out (as confirmed by independent observations), which would expect a flattening of the metallicity gradients with time. Solutions to this issue involve either stellar radial migration, or prominent early radial inflows of low-metallicity gas or feedback (outflow) effects that redistribute the metals produced in the central regions in the circumgalactic medium and towards the outer galactic regions.

It is finally interesting to note the growing evidence for a population of high- z galaxies with inverted (i.e., positive) radial gradients, which may be tracing systems in which prominent inflows of low metallicity gas are taking place or which are associated with galaxy merging/interaction which are effective in driving metal-poor gas from

the outskirts towards the central region, hence flattening or even inverting metallicity gradients.

7 Relative chemical abundances

Since different elements are produced by different classes of stars/SNe and released on different timescales (see Fig. 1), the relative abundances between different chemical elements provide precious information on the star formation history and on the IMF.

The ratio between α -elements, which are primarily produced on short timescales by massive stars through core-collapse SNe, and iron-peak elements, which are primarily produced by SN Ia on longer timescales, is a classical example of tracer of star formation history. Stellar populations characterized by “enhanced” α /Fe must have formed on short timescale, before that SN Ia had time to enrich the ISM, while stellar populations characterized by “low” or solar-like α /Fe must have formed over a prolonged phase of star formation. Other chemical elemental ratios, including CN/Fe (Carretero et al. 2004, 2007) have a similar potential of constraining the star formation history.

The detailed abundance pattern of several chemical elements can potentially provide the fingerprints of the specific stellar progenitors that have been responsible for enriching the ISM. Potentially they can even provide the signature of the enrichment by the first population of stars (Frebel and Norris 2015; Caffau et al. 2011).

In this section, after a rapid overview of the metal abundances observed in the Milky Way, we will focus primarily on the chemical abundances observed across the galaxy populations, locally and at high redshift. A detailed analysis of all chemical elements would require a full, dedicated review. We will, therefore, focus on the analysis of the most commonly used chemical elements and, in particular, α /Fe, N/O and C/O, although we will also mention some other chemical abundance ratios.

7.1 The Milky Way

Extensive spectroscopic surveys have enabled astronomers to map the relative chemical elements of large numbers of stars in the Galaxy (e.g., SEGUE, RAVE, APOGEE, GAIA-ESO, HERMES-GALAH, Yanny et al. 2009; Steinmetz et al. 2006; Gilmore et al. 2012; Freeman 2012; Majewski et al. 2017). High spectral resolution observations have provided unprecedented constraints on the relative abundances of most chemical elements, although on smaller samples of stars. (e.g., Reddy et al. 2006; Bensby et al. 2010; Nissen and Schuster 2010; Johnson et al. 2014; Zoccali et al. 2017, and references therein). The advent of high resolution near-IR spectroscopic surveys has further enabled astronomers to trace the chemical abundances in the inner bulge and for metal-rich cool stars, whose heavy metal lines blending and blanking at optical wavelengths makes it difficult to measure chemical abundances with classical optical spectroscopy (e.g., Rich et al. 2012b; Önehag et al. 2012; Lindgren et al. 2016).

An overview of the $[\alpha/\text{Fe}]$ versus $[\text{Fe}/\text{H}]$ for the Galactic disc is given in Fig. 41, obtained with APOGEE near-IR, medium-resolution spectroscopic data of $\sim 70\,000$ red giants (Hayden et al. 2015). $[\alpha/\text{Fe}]$ – $[\text{Fe}/\text{H}]$ diagrams are very useful in identi-

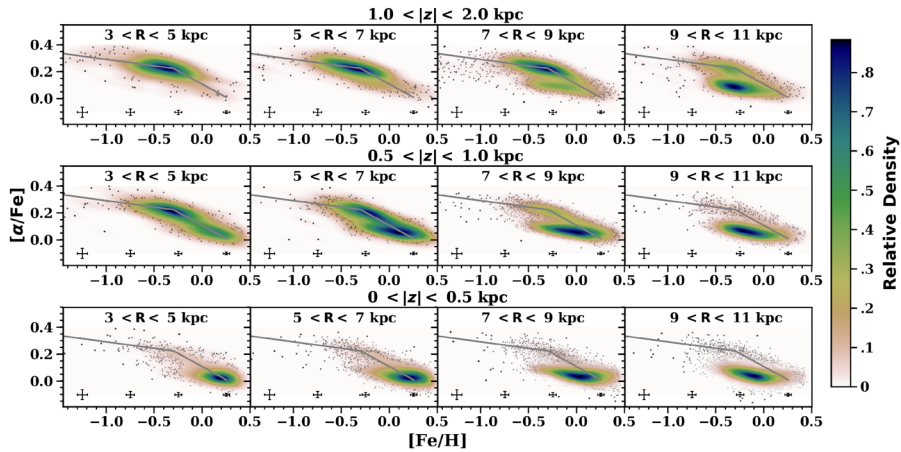


Fig. 41 $[\alpha/\text{Fe}]$ versus $[\text{Fe}/\text{H}]$ in the Galactic disc stars in bins of galactocentric distance and vertical distance from the Galactic plane from a sample of $\sim 70\,000$ red giants observed by the SDSS-III/APOGEE survey. Image reproduced with permission from Hayden et al. (2015), copyright by AAS

fying stellar populations resulting from different star formation histories. Indeed, as mentioned above, the $[\alpha/\text{Fe}]$ ratio works like a clock of the star formation history, indicating how rapidly star formation has occurred, while the $[\text{Fe}/\text{H}]$ ratio distributes stellar populations along their temporal evolutionary sequence (of course, depending on the star formation efficiency stellar populations spread more or less quickly along this axis). In Fig. 41 different panels conveniently show the $[\alpha/\text{Fe}]$ – $[\text{Fe}/\text{H}]$ distribution in bins of galactocentric radius and distance from the Galactic plane, illustrating that the stellar populations in the disc have a bimodal distribution, which has been identified with the thin and thick disc. The thin disc, which dominates the stellar population on the disc plane and at intermediate and large radii, is characterized by a rather flat $[\alpha/\text{Fe}]$ – $[\text{Fe}/\text{H}]$ distribution indicative of a prolonged star formation history, on timescales of about 7 Gyr, probably also associated with normal star formation efficiency (typical of disc galaxies) (Matteucci and Greggio 1986; Ryde et al. 2016; Micali et al. 2013). The thick disc population, dominating at higher vertical distances from the Galactic plane and in the inner disc, is clearly α -enhanced (and, on average, more metal poor than the thin disc), indicating that the thick disc was formed faster, on a timescale of about ~ 2 Gyr, and likely with higher star formation efficiency. It is important to highlight that the existence of thick-thin disc bimodality is still debated. In particular, Bovy et al. (2012) claim that there is not a real bimodality but a smooth, continuous distribution if one considers the mass-weighted scale-height distribution of stellar populations.

There has been growing evidence that the bulge stellar population is bimodal in metallicity (e.g., Rojas-Arriagada et al. 2017), hosting both a sub-solar population and a supersolar population. The two populations also have different $[\alpha/\text{Fe}]$ enrichment levels, as illustrated in Fig. 42, top. The low-metallicity component chemical properties are consistent with those of the thick disc. The high-metallicity component appeared similar to the thick-disc based on the optical spectroscopic surveys,

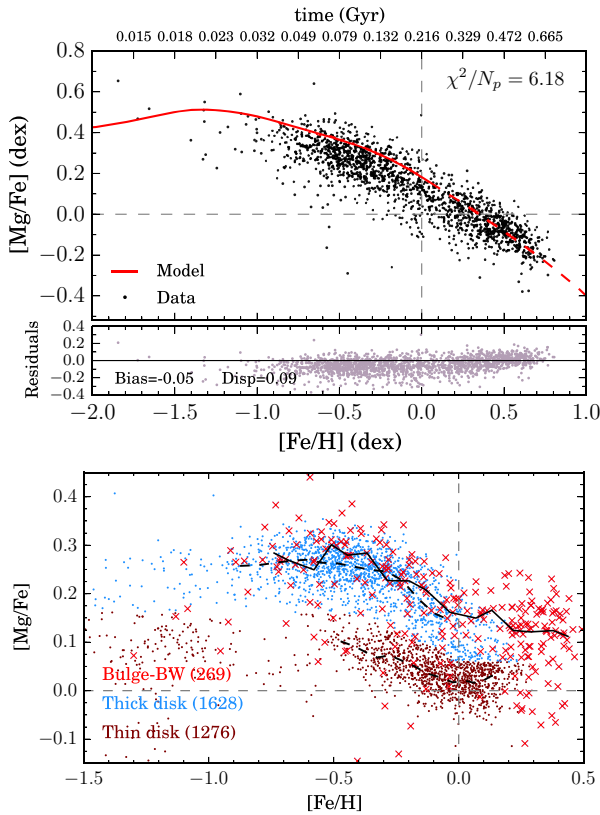


Fig. 42 $[\alpha/\text{Fe}]$ versus $[\text{Fe}/\text{H}]$ in the Galactic bulge from the Gaia-ESO (optical) survey (top, Rojas-Arriagada et al. 2017) and from the APOGEE (near-IR) survey (bottom, Schultheis et al. 2017). Images reproduced with permission, copyright by ESO

but when measured through near-IR data (i.e., consistent with the disc data shown in Fig. 41), more adequate to probe the high metallicity component of the bulge, also the high metallicity component appears clearly α -enhanced relative to both the thick and thin discs, as illustrated in Fig. 42, bottom (Schultheis et al. 2017). The emerging picture is that the high-metallicity component was formed through the same secular process as the thick disc, and actually associated with the inner Galactic bar, while the low-metallicity, α -enhanced component was formed quickly (within less than about 0.5 Gyr), with high efficiency (which enabled quick enrichment), as a consequence of the initial gravitational collapse of the galaxy.

The halo is also α -enhanced but characterized by even more metal-poor stars (Cayrelm et al. 2004; Frebel and Norris 2015) and it has been suggested that its chemical properties are also consistent with the early, fast and efficient collapse of the galaxy (Micali et al. 2013), although more recent data point at two stellar populations, differentiated both chemically and kinematically (Carollo et al. 2007; Fernández-Alvar

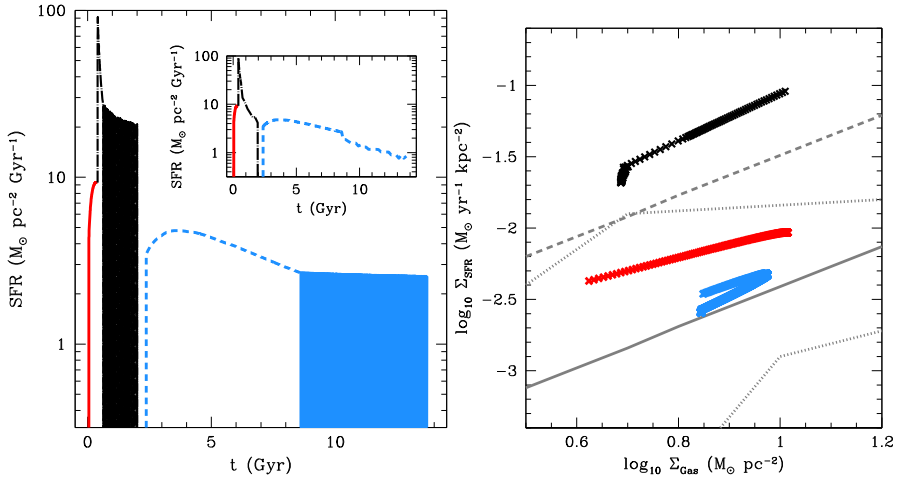


Fig. 43 Galaxy's three-phases infall model (3IM). Left: temporal evolution of the SFR as predicted by the 3IM. The (red) solid portion of the curve refers to the halo phase, the (black) dot-dashed one to the thick-disc phase, the (blue) dashed one to the thin-disc phase. The coloured bands are due to a large number of subsequent, rapid variations. Right: SFR density versus gas density in the halo (red crosses), thick disc (black crosses) and thin disc (blue crosses). Also shown are the fit to the $\Sigma_{\text{SFR}} - \Sigma_{\text{gas}}$ relation for local spirals and $z = 1.5$ BzK galaxies (grey solid line), the extrapolation of the starburst sequence from the same authors (grey dashed line) and the region of spiral galaxies data (delimited by the dotted grey lines). Image reproduced with permission from Micali et al. (2013), copyright by the authors

et al. 2018), corresponding to faster and slower star formation histories, respectively, the former possibly also associated with a top-heavier IMF.

Overall, among analytical models, the abundances and metallicities in the various components of the Milky Way can be explained well in the framework of the so-called two- or three-phase infall model (Fig. 43, Micali et al. 2013; Chiappini and Gratton 1997; Chiappini et al. 2001, 2005) in which the halo and old bulge components have formed very quickly (within less than 0.5 Myr) and very efficiently (above the Schmidt–Kennicutt relation): the thick disc (and lower metallicity component of the bulge) has formed in a second infall event (on intermediate timescales of ~ 2 Gyr) and with even higher efficiency, while the thin disc has formed on much longer timescale (~ 7 Gyr), following the Schmidt–Kennicutt relation for normal star-forming discs. Both the thick and (especially) the thin disc must also have had a radially variable inflow rate. Alternative models by Schönrich and Binney (2009a, b) reproduce the multiple components as the effect of different star formation conditions in different parts of the disc followed by radial mixing of stars.

Summarizing, different morphological components of the Milky are characterized by different chemical abundance patterns, especially for what concerns α/Fe , indicating different formation histories and different formation processes. More specifically, halo, bulge, thick and thin discs are characterized by gradually later ages of star formation, on gradually longer timescales, and likely associated with different star formation efficiencies. Whether these were physically distinct phases (yielding to distinct, different populations) or part of a more smoother, continuous evolution is not totally clear.

7.2 Local galaxies

7.2.1 α/Fe

As introduced above, $[\alpha/\text{Fe}]$ is sensitive to the number ratio of CC to thermonuclear SNe and, therefore, is a powerful way to study the star formation timescales of galaxies. It is also sensitive to a number of parameters such as the IMF, the assumed stellar yields, the delay time distribution of type Ia SNe, and the differential ejection of metals into the CGM. In simple, close-box, constant-IMF models, $[\alpha/\text{Fe}]$ is expected to evolve from a high value when, at early times and low metallicities, (little) iron production is dominated by CC events, toward a lower value, when iron produced by Ia events becomes dominant. The faster star formation occurs, the higher is the enrichment of α -elements by CC SNe before that SNIa start polluting the ISM with iron.

Beyond the MW, chemical abundances of individual stars (giants/supergiants) has been determined only for a few galaxies of the Local Group, mostly dwarf satellites of the MW and Andromeda (e.g., Bonifacio et al. 2004; Monaco et al. 2005; Sbordone et al. 2007; Tolstoy et al. 2009; Cohen and Huang 2010; Kirby et al. 2011; Hill and DART Collaboration 2012; Starkenburg et al. 2013; Hendricks et al. 2014). Dwarf spheroidal galaxies are characterized by a distribution on the α/Fe vs Fe/H diagram that is below the plateau observed in MW halo and thick disc stars, joining the α/Fe abundance ratio of MW halo stars only at $[\text{Fe}/\text{H}] < -1.5$. The presence of a knee in the distribution is still debated (Tolstoy et al. 2009; Kirby et al. 2011; Hendricks et al. 2014). This distribution implies that SNIa have contributed to the enrichment of the stars in these systems at most metallicities, i.e., during most of the formation of these systems, except for the their earliest phases, suggesting a bursty evolution possibly resulting from a sequence of minor accretion or merging events. Dwarf irregulars (e.g., the Small Magellanic Cloud), which are still in the process of actively forming stars, are also characterized by low α/Fe abundance ratio, indicating that they have been forming stars slowly, stochastically and/or inefficiently (Matteucci and Chiosi 1983; Recchi et al. 2001). As a consequence of their shallow gravitational potential, in dwarf galaxies supernova-driven winds are also expected to play a more important role, with respect to more massive galaxies, in regulating the chemical enrichment history, by removing metals (likely in a differential way, i.e., preferentially α -elements), by reducing the efficiency of star formation and by contributing to its stochasticity.

Except for the few galaxies in the Local Group, the bulk of the investigation of the chemical abundances of the stellar population in galaxies has been based on spatially integrated spectra, unavoidably implying larger uncertainties and degeneracies. However, despite these caveats, large spectroscopic surveys have enabled us to investigate the relative chemical abundances across a broad range of galaxy masses and environments.

Initial works have investigated chemical abundances using primarily the Lick indices and focusing on early type galaxies to constrain their evolutionary history. Such early works already identified that early-type galaxies have enhanced α elements compared to the abundance patterns of the stars in the Galactic disc (Worthey 1994; Thomas et al. 1999). It was further found that such α -enhancement increases steadily as a function of stellar velocity dispersion, which is a tracer of galaxy mass

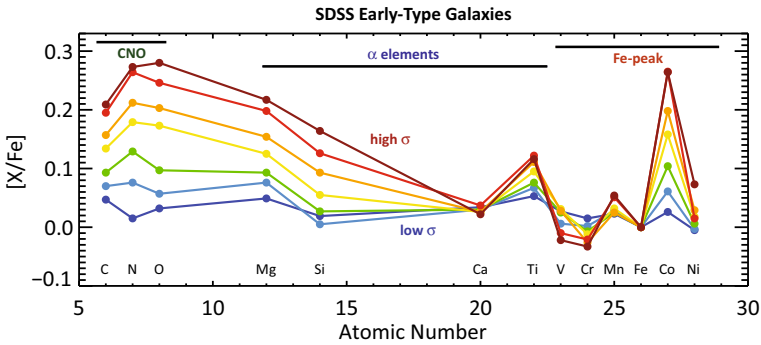


Fig. 44 Elemental abundances relative to iron inferred from the stacked spectra of local early-type galaxies in bins of velocity dispersion (hence dynamical mass), from $\sigma = 90 \text{ km s}^{-1}$ (blue) to $\sigma = 270 \text{ km s}^{-1}$ (red). Image reproduced with permission from Conroy et al. (2014), copyright by AAS

(Trager et al. 2000a; Thomas et al. 2005). Such a trend has been clearly confirmed by the full-fitting (i.e., not limited to the Lick indices) of the spectra of local galaxies (Walcher et al. 2009; Conroy and van Dokkum 2012) as illustrated in Fig. 44, where the abundance of different chemical elements relative to iron is obtained from Sloan spectra stacked in bins of velocity dispersion (Conroy et al. 2014). This trend indicates that more massive galaxies have formed much more rapidly than low-mass galaxies. More specifically, translating the velocity dispersion into galaxy mass, and combining the α -enhancement information with the age of the stellar population (more massive galaxies are typically older), results into the scenario originally proposed by Matteucci and Tornambe (1987) and Matteucci (1994), further developed by later studies, and summarized in Fig. 45 from Thomas et al. (2010) (see also Thomas et al. 2005), in which more massive galaxies formed at earlier cosmic epochs (a phenomenon often referred to as “cosmic downsizing”), on shorter timescales and (based on models) more efficiently. This scenario, at least in terms of timeline sequence, has been verified through the evolution of the mass function of galaxies at high redshift, illustrating that most massive galaxies were already in place at early cosmic epochs, while lower mass galaxies have evolved more slowly (e.g., Gavazzi and Scodreggio 1996; Cowie et al. 1996; Pérez-González et al. 2008; Muzzin et al. 2013; Santini et al. 2015). Theoretical models and numerical simulations explain this phenomenon in terms of accelerated evolution in the overdense regions of the Universe, where baryons collapse more rapidly in the deepest gravitational potential wells of dark matter. The enhanced star formation efficiency in these dense regions facilitates the rapid formation of stars and rapid gas consumption. Moreover, the strong negative feedback from the resulting supernovae and rapid black-hole accretion (releasing large amount of energy through the luminous quasar phase) result in the rapid quenching of the star formation (Matteucci and Tornambe 1987; Matteucci 1994; Pipino et al. 2011; Segers et al. 2016; De Lucia et al. 2017). Additional theoretical explanations involve the effect of varying IMFs (Fontanot et al. 2017).

Early-type galaxies show rather flat radial gradients in terms of $[\alpha/\text{Fe}]$, or slightly positive (e.g., Greene et al. 2013; Roig et al. 2015). If confirmed, the positive gradients

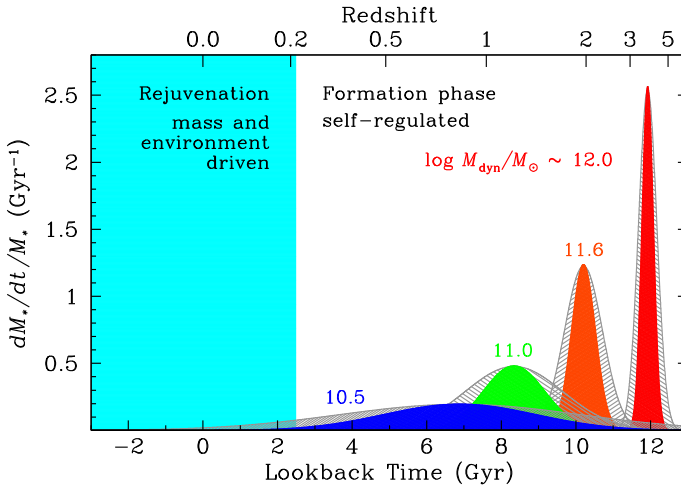


Fig. 45 Representation of the specific star formation rate as a function of look-back time for galaxies of the different masses shown in the labels. Image reproduced with permission from Thomas et al. (2010), copyright by the authors

of α/Fe can be explained through models in which the quenching in the outer parts of massive galaxies results primarily through explosion of supernovae, whose cumulative injection of energy is more effective in ejecting gas in the shallower gravitational potential of the galaxy outskirts (Pipino et al. 2008, 2010). However, such outside-in quenching effect would be in contrast with numerical simulations that expect massive ellipticals to grow inside-out through a sequence of minor (dry) mergers from $z \sim 2$ (Naab et al. 2007, 2009), also supported by observed size growth of elliptical as a function of redshift (van Dokkum et al. 2010), although the latter has also been interpreted as an observational effect in terms of “progenitors bias” (Lilly and Carollo 2016). However, if the positive radial gradients of α/Fe in massive elliptical galaxies are confirmed with high significance, then this would be problematic to explain in the minor merger scenarios for the size growth of ellipticals.

Reproducing the α/Fe enhancement in massive galaxies requires processes that enable the rapid production of stars and that then quench star formation on relatively short timescales (~ 0.5 to 1 Gyr). In analytical models this is achieved by requiring a high star formation efficiency (which makes the formation of stars and enrichment of α elements faster) and then a quenching effect that suppresses star formation (either through SNe or AGN feedback, e.g., Matteucci and Tornambe 1987; Matteucci et al. 1998; Romano et al. 2002; Pipino and Matteucci 2004; Pipino et al. 2008). In cosmological simulations the introduction of quasar feedback seems to reduce the lifetime of massive galaxies enough to reproduce the relationship between α/Fe enhancement and galaxy mass (Segers et al. 2016). However, more recently, De Lucia et al. (2017) have pointed out that AGN feedback alone may not be able to simultaneously reproduce the α/Fe enhancement and other galactic properties, leaving the problem open. Within this context, we note that it is not necessary to invoke the “ejective” mode of quasar feedback (i.e., removal of gas through massive quasar-driven outflows) in order to

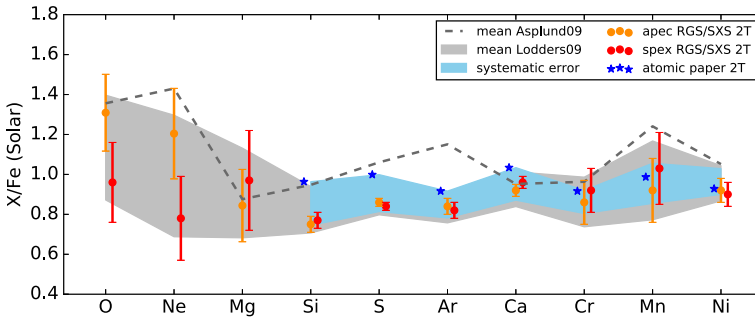


Fig. 46 Chemical abundances relative to iron inferred for the ICM of the Perseus cluster, obtained with XMM-Newton RGS for O, Ne and Mg, and with the Hitomi SXS for Si to Ni. Image reproduced with permission from Simionescu et al. (2018), copyright by the authors

achieve a rapid quenching of star formation; indeed, a scenario in which the galaxy is simply “starved” (e.g., because its surrounding halo has been heated) would also result in a rapid cessation of star formation, as in distant powerful starburst galaxies (such as the Submillimetre Galaxies, which are often regarded as the progenitors of local massive ellipticals) the gas depletion times (by the simple effect of the highly efficient star formation) are as short as a few hundred million years.

X-ray spectroscopy offers the possibility of measuring the abundance of several chemical elements, including iron and α -elements, of hot plasmas ($> 10^6$ K). Therefore, X-ray spectroscopy is extremely important to investigate, for instance, the ISM and CGM heated by SNe and galactic winds, as well as the hot gas in clusters and groups of galaxies, although sensitivity, spectral and angular resolution issues have often limited the exploitation of this technique.

X-ray spectroscopy of the hot phase of the galactic superwind of the prototypical starburst galaxy M82 has revealed a much higher metallicity in the outer parts of the outflow and with a α /Fe abundance ratio significantly higher than in the host galaxy, confirming that the outflow is associated with hot plasma freshly enriched by recent generation of core-collapse supernovae produced by the starburst event (Ranalli et al. 2008). These results provide the direct observational evidence that starburst superwinds eject metals with velocities of a few/several hundred km s^{-1} , thus directly enriching the CGM and IGM.

X-ray spectroscopy of the hot plasma in galaxy clusters and galaxy groups has generally revealed Solar-like chemical abundances (Fig. 46) and a surprisingly flat radial distribution of the relative abundances (Simionescu et al. 2010, 2015, 2018; Mernier et al. 2017). One should not confuse these abundances with those of the stellar populations in the galaxies belonging to the clusters (which may be α -enhanced if they formed rapidly); indeed even if star formation may have stopped in the cluster’s galaxies, SNIa keep enriching the ICM (with their typical high Fe/ α pattern) over time. Mernier et al. (2017) estimate that, on average, the fraction of SNIa with respect to the total number of SNe (i.e., SNIa + SNcc) that have contributed to the enrichment of the ICM must be in the range of 20–40%. Interestingly, de Plaa et al. (2017) find that the O/Fe abundance ratio does not depend on ICM temperature, therefore suggesting

that the enrichment of the ICM is not related to cluster mass and that most of the enrichment has occurred before the ICM was formed.

Within the context of X-ray spectroscopy, we mention that excellent high angular resolution maps of the metal enrichment of some individual clusters have been performed, revealing very interesting substructures. For instance, Sanders et al. (2016a) has obtained a detailed map of the metal enrichment of the Centaurus cluster revealing high metallicity blobs on scales of 5–10 kpc, which are likely tracing material uplifted by the AGN hosted in the central galaxy.

Summarizing, the α/Fe abundance ratio is an important clock to investigate the star formation history in galaxies. Massive galaxies are characterized by systematically higher α/Fe ratio that, together with information on their stellar ages, indicates that more massive galaxies formed on shorter timescales and at earlier cosmic epochs than lower mass galaxies. The rapid star formation in massive systems is generally modelled in terms of a combination of enhanced star formation efficiency and strong feedback effect that rapidly quench star formation. The intracluster medium typically shows solar abundances, with no significant radial variation, reflecting the additional, continuous ejection of iron by SNIa over time also from passive galaxies.

7.2.2 N/O

In late-type galaxies, the analysis of chemical abundances has often focused on the gas phase and on those elements whose abundance can be inferred through the nebular emission lines (although DLA have also been extensively used to explore in detail the circumgalactic medium and outer parts of galactic discs, as discussed later on). Among these, nitrogen is one of the elements that has been subject to many extensive studies. Indeed, its abundance can be inferred from the relative bright doublet of $[\text{NII}]\lambda\lambda 6548, 6584$ next to $\text{H}\alpha$. The nitrogen abundance can be inferred ‘directly’ through the T_e method, through auroral lines tracing the temperature of the partially ionized zone (e.g., Andrews and Martini 2013; Pilyugin et al. 2010a; Pérez-Montero and Contini 2009; Berg et al. 2011, 2013, 2015a), see Sect. 3.1. As noted earlier, the latter method requires the detection of very faint lines and hence can be applied only to limited samples of nearby galaxies/HII-regions or stacked spectra of galaxies. However, at least in star-forming galaxies, the N/O abundance ratio is nearly proportional to the $[\text{NII}]\lambda 6584/[\text{OII}]\lambda 3727$ line flux ratio, as these lines are emitted from nearly the same zone in HII-regions and hence their ratio is little dependent on other factors such as the ionization parameter and shape of the ionizing continuum. Therefore, since these are both relatively bright lines in most star-forming galaxies, the $[\text{NII}]\lambda 6584/[\text{OII}]\lambda 3727$ ratio can be used to investigate the N/O abundance in relatively large samples of galaxies, and calibrations of this diagnostic have been provided (e.g., Pérez-Montero and Contini 2009). In the absence of $[\text{OII}]\lambda 3727$ (which requires a relatively large wavelength range to be observed together with $[\text{NII}]\lambda 6584$), the $[\text{SII}]\lambda 6717, 6730$ doublet can be used as an alternative proxy of α elements, so as to infer N/S from $[\text{NII}]\lambda 6584/[\text{SII}]\lambda 6717, 6730$ (Pérez-Montero and Contini 2009).

Nitrogen is a particularly interesting element to investigate in galaxies, because, in contrast to oxygen and other α -elements, it is produced primarily by intermediate-mass stars and only with a smaller contribution by massive stars [possibly enhanced

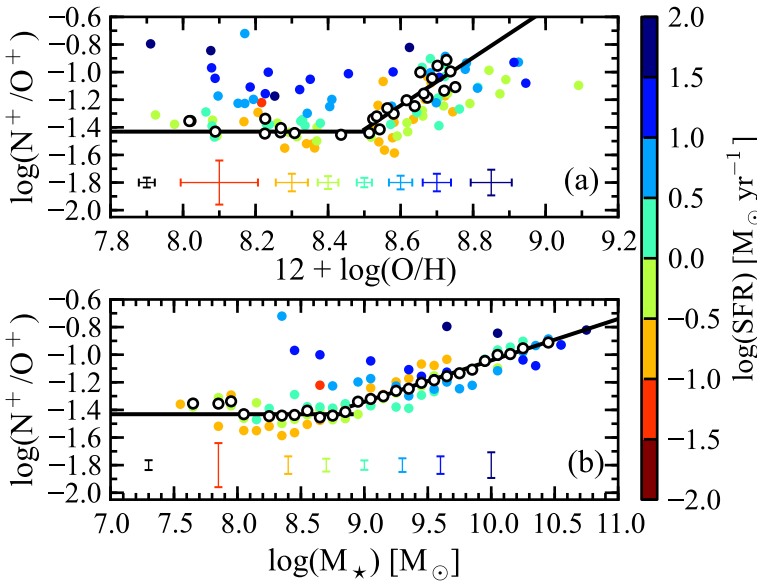


Fig. 47 N^+/O^+ ratio as a function of direct-method oxygen abundance (a) and M_* (b). Open circles are obtained from SDSS stacks binned in stellar mass, coloured symbols result from stacks in mass and SFR. Image reproduced with permission from Andrews and Martini (2013), copyright by AAS

in the presence of stellar rotation (Vangioni et al. 2018; Vincenzo and Kobayashi 2018, and references therein)]. Therefore, the N/O ratio provides precious information on the evolutionary stage of the galaxy. Moreover, nitrogen has also a “secondary” component, whose production increases with metallicity (Edmunds and Pagel 1978); indeed, being a product of the CNO cycle, its abundance increases at expenses of the C and O abundances. As a consequence, at high metallicities the nitrogen abundance is expected to evolve quadratically with the metallicity, $N/H \propto (O/H)^2$ or, equivalently, $N/O \propto O/H$.

The nitrogen-to-oxygen abundance ratio in nearby galaxies has been investigated by multiple studies (e.g., Edmunds and Pagel 1978; Vila Costas and Edmunds 1992, 1993; Thuan et al. 1995; van Zee et al. 1998; Pérez-Montero and Contini 2009; Pilyugin et al. 2010a, 2012; Pérez-Montero et al. 2013; Andrews and Martini 2013; Berg et al. 2011, 2013, 2015a; Belfiore et al. 2015, 2017). Figure 47, top shows the nitrogen and oxygen abundances inferred from the direct- T_e method from SDSS galaxy spectra stacked in bins of SFR and mass; hollow points are in bins of stellar mass, while coloured points are further split in bins of SFR (Andrews and Martini 2013). At low metallicities the N/O abundance is relatively constant (if one ignores galaxies with high SFR, which will be discussed later); this is the region where nitrogen is thought to mostly have a ‘primary’ contribution from massive stars. At $12 + \log(O/H) > 8.3$ – 8.4 , N/O increases steeply with metallicity; this is the region where secondary nitrogen production is thought to take over and where intermediate mass stars start to contribute significantly.

A similar trend has been clearly observed also for the nitrogen abundance of DLA, which populate mostly the low metallicity plateau (e.g., Pettini et al. 2002a; Centurión et al. 2003; Zafar et al. 2014). However, for DLA there is evidence for a bimodal distribution of this plateau, with most systems clustering at $[N/\alpha] \sim -0.85$ and a smaller fraction of them ($\sim 25\%$) clustering around $[N/\alpha] \sim -1.4$. Such bimodal distribution may be related to the N/O spread observed in emission line galaxies (especially the strongly star-forming ones) at low metallicities (Fig. 47).

For local galaxies most studies have focused mostly on the use of nebular emission lines in star-forming galaxies. We shall warn that a non-negligible number of studies investigate the distribution of galaxies on the N/O versus O/H diagram using a nitrogen-based strong line diagnostic as a tracer of O/H, such as N2 or O3N2. This is a fundamental mistake that should be avoided by any means. Indeed, the use of the same information (the [NII] line flux) on both axes unavoidably introduces artificial correlations between N/O and O/H. Moreover, strong line diagnostics based on theoretical photoionization models (and several Bayesian methods) assume *a-priori* a relationship between N/O and O/H; therefore, these strong line diagnostics cannot be used to investigate the N/O vs O/H trends.

It has been pointed out by several authors that the N/O abundance ratio is a strong function of the galaxy mass (Pérez-Montero and Contini 2009; Andrews and Martini 2013; Masters et al. 2016). This is, for instance, shown in the stacked analysis by Andrews and Martini (2013) in Fig. 47. Such a trend with stellar mass is regarded as a consequence of the fact that massive galaxies are more evolved; hence the nitrogen enrichment contribution by intermediate mass stars has been more prominent. However, it is also probably a secondary product of the mass–metallicity relation; indeed the higher metallicity of massive galaxies likely boosts the production of secondary nitrogen.

Chemical evolutionary models have been proposed to interpret the evolution of the N/O abundance (e.g., Matteucci 1986; Garnett 1990; Coziol et al. 1999; Henry et al. 2000; Chiappini et al. 2005; Köppen and Hensler 2005; Torres-Papaqui et al. 2012). The most recent effort in this area is from Vincenzo et al. (2016) where the observational data are compared with the different model predictions by varying different parameters such as gas inflow properties, efficiency of star formation, outflow loading factor and also including the scenario of differential outflow rates, in which oxygen is expelled more preferentially by the SN-driven winds than nitrogen. Some of these models are shown in Fig. 48, overplotted on the density distribution observed in several thousand galaxies from the SDSS survey (colour shaded area). The broad distribution of galaxies in the N/O versus O/H diagram implies that different galaxies have evolved through different paths. However, models show that, on average, the global population of star-forming galaxies require an initial phase in which star formation is fuelled by gas infall over a timescale of 1 Gyr and that outflows start being effective in quenching further enrichment when the galaxy has reached a metallicity close to solar. These data seem to constrain the average past star formation efficiency to a value of about $\nu \sim 1.5\text{--}2 \text{ Gyr}^{-1}$.

It is interesting to note that the characteristic shape of the N/O versus O/H diagram for star-forming galaxies can be very useful to identify secondary evolutionary effects at play when galaxies deviate from this sequence. In particular, observations have

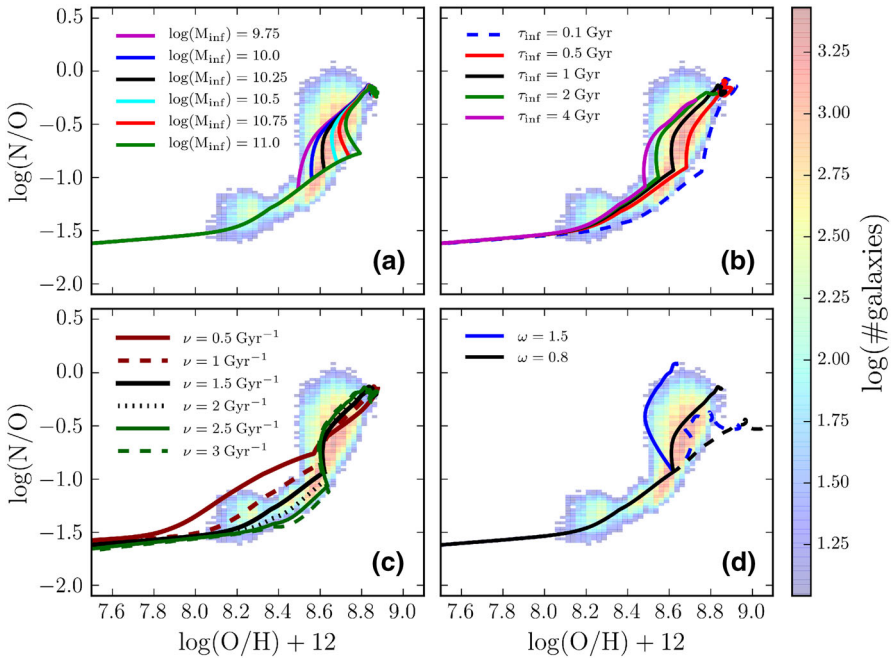


Fig. 48 Models of nitrogen enrichment in galaxies overplotted onto the SDSS data (colour shaded area). **a** Effect of varying the infall mass M_{inf} ; **b** effect of varying the infall time-scale τ_{inf} ; **c** effect of varying the star formation efficiency ν ; **d** effect of varying the outflow loading factor ω . In panel **d**, the dashed lines correspond to a non-differential outflow (where both N and O are expelled with the same efficiency) while the solid lines refer to the reference assumption of a differential outflow where N is not expelled (with $\omega_{\text{N}} = 0$). Image reproduced with permission from Vincenzo et al. (2016), copyright by the authors

shown that a significant fraction of galaxies and star-forming regions tend to scatter toward the high N/O region at fixed O/H (e.g., Köppen and Hensler 2005; Belfiore et al. 2015). One of such examples is illustrated in Fig. 49, which shows the N/O versus O/H diagram for the spatially resolved star-forming regions of a galaxy in the SDSS4-MaNGA sample (Belfiore et al. 2015). Such deviations can be explained through different scenarios: (1) a burst of star formation with increased star formation efficiency that, as shown in Fig. 48c, at later time boosts the N/O abundance relative to the sequence; (2) the infall of pristine/metal-poor gas at late times; such an event dilutes the overall metallicity leaving unaffected the N/O abundance, hence moving the galaxy/region horizontally on the diagram (Köppen and Hensler 2005); (3) a fountain scenario in which metal-rich gas with high N/O abundance is ejected from the central region and deposited on the outer galactic regions, which are more metal-poor and have lower N/O, resulting in a mixing sequence. Each of these scenarios is characterized by a different pattern on the N/O versus O/H diagram. For instance, in the case of the galaxy shown in Fig. 49 a fountain/mixing scenario seems to describe well the deviations from the N/O main sequence in this system. Another important mechanism that has been proposed to explain local enhanced nitrogen abundance in some star-forming regions (especially thanks to IFU techniques) is the enrichment of nitrogen by

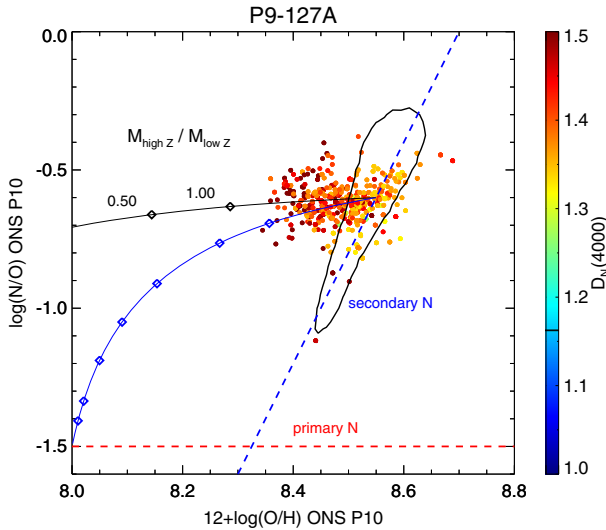


Fig. 49 Spatially resolved N/O vs O/H diagram for one galaxy in the SDSS4-MaNGA sample. Points are colour-coded according to their $D_n(4000)$ parameter (strength of the 4000 Å break), which is a tracer of the age of the stellar population (redder points are older). The contours show the distribution in the SDSS sample (with the same calibrators adopted for the galaxy). The blue and black solid lines with diamonds show the fountain mixing effect in which metal-rich gas expelled from the central region is mixed with metal-poor gas from the outer regions, for two different values of the lower metallicity. The deviation from the main N/O–O/H main sequence observed in this galaxy can be reproduced fairly well through such fountain mixing simple model. The correlation of the deviation with the $D_n(4000)$ parameter can be explained with the fact that older regions are more gas poor, and hence the dilution effect is more effective. Image reproduced with permission from Belfiore et al. (2015), copyright by the authors

Wolf–Rayet outflows (Walsh and Roy 1989; López-Sánchez et al. 2007; James et al. 2009; Pérez-Montero et al. 2011; Monreal-Ibero et al. 2012).

The gradient of N/O abundance has also been investigated recently (Berg et al. 2013, 2015a; Belfiore et al. 2017; Esteban and García-Rojas 2018; James et al. 2009, 2013; Westmoquette et al. 2013; Kumari et al. 2018). Figure 50 shows the N/O abundance ratio radial gradient for star-forming galaxies from the SDSS4-MaNGA survey in bins of stellar mass (Belfiore et al. 2017). The systemically increasing nitrogen abundance with galaxy mass, the tendency for the gradient to steepen with galaxy mass and to flatten in the outer parts are all trends similar to those seen in the metallicity gradients (Fig. 31). However, one important difference is that the N/O gradient does not flatten in the central region as instead observed for the O/H abundance. Within the context of the inside-out growth of late-type galaxies, this finding indicates that the central regions of massive galaxies have locally evolved to an equilibrium metallicity (saturated around the yield), while the nitrogen abundance continues to increase as a consequence of both the delayed secondary nucleosynthetic production and the contribution from intermediate mass stars.

Summarizing, the N/O vs O/H diagram of galaxies shows a dual behaviour, with a plateau at low metallicities and a steeply increasing trend at high metallicities, which can be interpreted in terms of primary production of nitrogen at low metallicities,

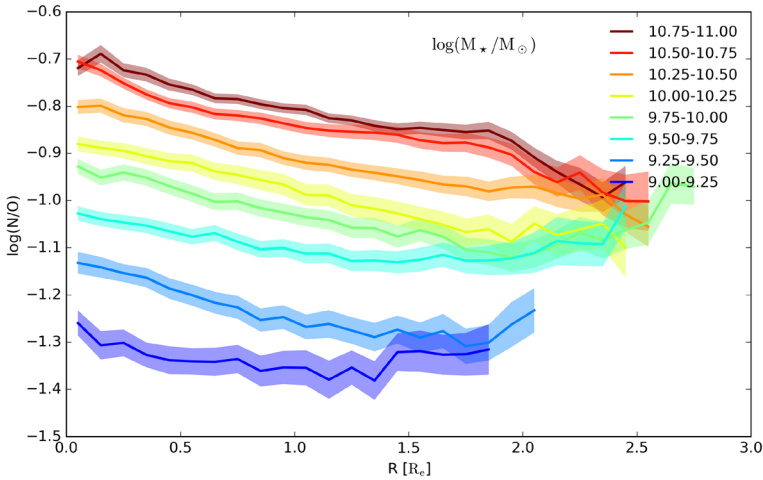


Fig. 50 N/O abundance ratio radial gradient for star-forming galaxies from the SDSS4-MaNGA survey in bins of stellar mass. Image reproduced with permission from Belfiore et al. (2017), copyright by the authors

while at high metallicities can be interpreted as the delayed production by nitrogen by intermediate-mass stars together with the “secondary” production channel; hence the N/O vs O/H diagram can be interpreted as an evolutionary sequence. The nitrogen abundance also correlates significantly with galaxy stellar mass, which is interpreted in terms of more massive galaxies being more evolved; hence intermediate mass stars have had more time to enrich the ISM with nitrogen. Individual galaxies or galactic regions may show significant deviations from this trend (in particular by showing enhanced nitrogen abundance), which can be explained by models in terms of different effects (such as metallicity dilution by accreting near-pristine gas, variation of star formation efficiency, differential outflows effects, enhanced enrichment by Wolf–Rayet stars).

7.2.3 C/O

The abundance of carbon provides additional important information on the evolutionary stage of galaxies as carbon is primarily released by intermediate mass stars (although Wolf–Rayet stars, whose progenitors are thought to be high mass stars, are regarded as additional important contributors of carbon, Dray et al. 2003; Dray and Tout 2003). Therefore, significant carbon enrichment is generally delayed with respect to α elements.

In the local universe the carbon abundance has been investigated in galactic stars through medium/high-resolution surveys (Gustafsson et al. 1999; Bensby and Feltzing 2006; Akerman et al. 2004; Spite et al. 2005; Fabbian et al. 2009; Nieva and Przybilla 2012; Nissen et al. 2014; Tautvaišienė et al. 2016), although one should be aware that when observed in evolved giant and supergiant stars complex internal mixing and dredge up processes make it difficult to properly interpret the observed abundances and to use them to trace galaxy evolution. Carbon abundance in stellar spectroscopy

has been extended also to some nearby galaxies, and recently Conroy et al. (2014) have extended the analysis to thousands of galaxies from the SDSS, through fitting of stacked spectra (see Fig. 44).

The gas phase metallicity has been more difficult to determine as carbon does not have strong transitions at optical wavelengths. However, deep observations of bright HII regions, both in our galaxy and external galaxies, have enabled the detection of CII recombination lines in the optical, enabling the measurement of the carbon abundance for some of them (Esteban et al. 2002, 2009, 2014; Peimbert et al. 2005; López-Sánchez et al. 2007; García-Rojas and Esteban 2007). HST has enabled sensitive spectroscopy in the UV, where collisionally excited lines of carbon are present, especially CIII λ 1907, 1909 (but also CIV1459, for galaxies with harder ionizing spectrum, such as AGNs), which have been used to estimate the carbon abundance in HII regions, although often requiring photoionization modelling (Garnett et al. 1997, 1999; Kobulnicky et al. 1997; Kobulnicky and Skillman 1998; Izotov and Thuan 1999; Berg et al. 2016a; Pérez-Montero and Amorín 2017; Peña-Guerrero et al. 2017). As mentioned in Sect. 3.5.2 if information on the gas temperature is available, then the carbon abundance can be inferred with higher accuracy (Garnett et al. 1995, 1999). The UV spectral range also contains absorption features from UV resonant lines which can further be used, through HST data, to constrain the carbon abundance of the ISM (primarily using the CII1334 ISM absorption, James et al. 2014a) and of the young stellar population (Leitherer et al. 2011; Leitherer 2011).

Figure 51, from Berg et al. (2016a), summarizes some of the main findings on the C/O versus O/H diagram for different galactic systems and components, specifically halo and disk MW stars, HII regions measured either through recombination lines or through UV collisionally excited lines (as well as high- z DLA, which will be discussed in the next section). The plot shows large dispersion. However, at least at metallicities higher than $12 + \log(\text{O}/\text{H}) = 7$, it resembles the trend observed in the N/O versus O/H diagram, with a flat relation at low metallicity and a steeply increasing abundance at high metallicities. The latter trend has led some authors to suggest that carbon may also have a secondary production, i.e., yields that are strongly metallicity-dependent; alternatively, or in addition, the delayed release of C may also mimic a secondary production effect (Garnett et al. 1999; Henry et al. 2000; Carigi 2000; Chiappini et al. 2003). The similar behaviour of carbon and nitrogen is further supported by the observed C/N trend (Fig. 52), which is constant with metallicity (Berg et al. 2016a) and which has strengthened the idea that carbon follows an enrichment pattern similar to nitrogen.

The stacking analysis of Conroy et al. (2014) has revealed that carbon is enhanced relative to iron in more massive galaxies (i.e., with larger velocity dispersion, Fig. 44), an effect similar to the α enhancement in massive galaxies, although slightly less extreme, indicating that carbon is capturing star formation on intermediate temporal scales.

Summarizing, the C/O vs O/H diagram of galaxies shows a similar dual behaviour as for nitrogen, with a plateau at low metallicities and a increasing trend at high metallicities. These similarities with the N/O diagram suggests that carbon shares a common origin with nitrogen (as confirmed by the constant C/N ratio). In particular, at high metallicities carbon is enriched with delay by intermediate mass stars and may

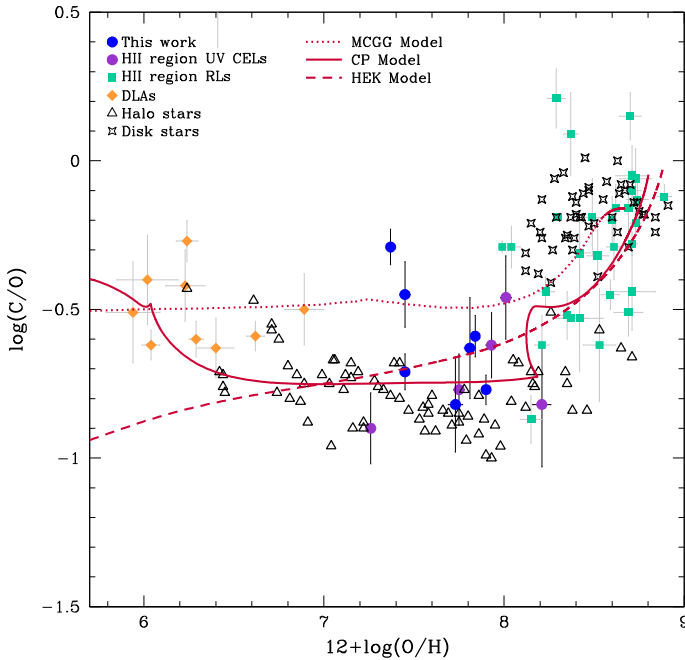


Fig. 51 C/O abundance ratio as a function of O/H for Galactic and extragalactic systems, compared with various models. Blue dots are HII regions in dwarf galaxies observed by Berg et al. (2016a) with HST/COS. Purple dots are other objects with direct oxygen abundances and C/O abundances determined from UV CELs. Green filled squares are star-forming galaxies with abundances based on RLs. Triangles are MW halo stars, while 4-pointed stars are disk stars. Finally, orange diamonds are DLAs, and lines are the results of three enrichment models, see Berg et al. (2016a) for details. Image reproduced with permission from Berg et al. (2016a), copyright by AAS

also have a “secondary” component. Therefore, the C/O vs O/H diagram describes a temporal sequence. In the next section we will discuss the peculiarity of the C/O abundance ratio at very low metallicities.

7.3 High redshift and the very low metallicity regime

At high redshift the measurement of the relative chemical abundances are obviously much more difficult to obtain as the limited S/N of distant galaxies often prevents detecting the required multiple spectral diagnostic features. This is especially true for what concerns measuring the $[\alpha/Fe]$ ratio in the spectra of stellar populations of high- z galaxies, as this requires excellent S/N on the continuum. Indeed, currently, the $[\alpha/Fe]$ ratio has been measured only in a few cases by exploiting individual spectra (Lonoce et al. 2015; Kriek et al. 2016) or by using stacking of star-forming or quiescent galaxies (Onodera et al. 2015; Steidel et al. 2016). The general result is that these distant galaxies are all α -enhanced, in some cases even relative to the lower redshift passive galaxies of the same mass (e.g., Fig. 53), indicating that these galaxies have formed quickly,

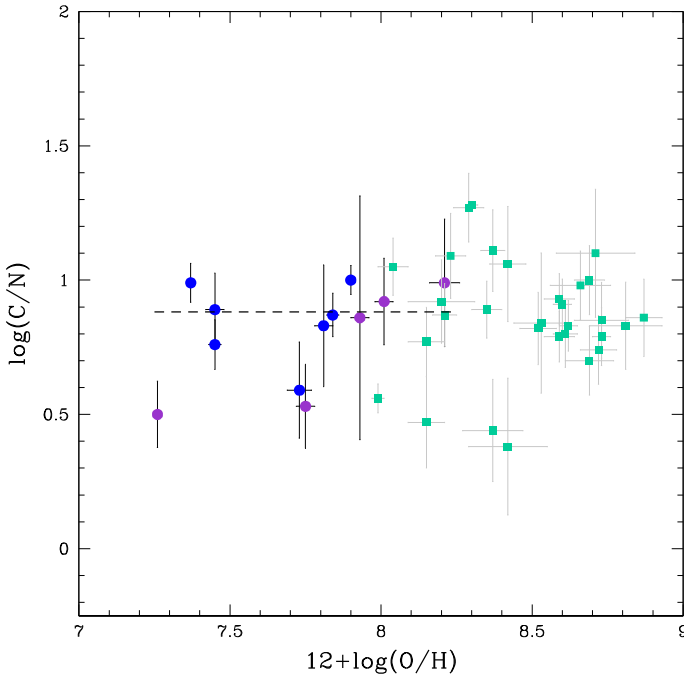


Fig. 52 C/N abundance ratio as a function of O/H for the same systems as in Fig. 51. The dashed line is the weighted average of the significant detections based on CEL. Image reproduced with permission from Berg et al. (2016a), copyright by AAS

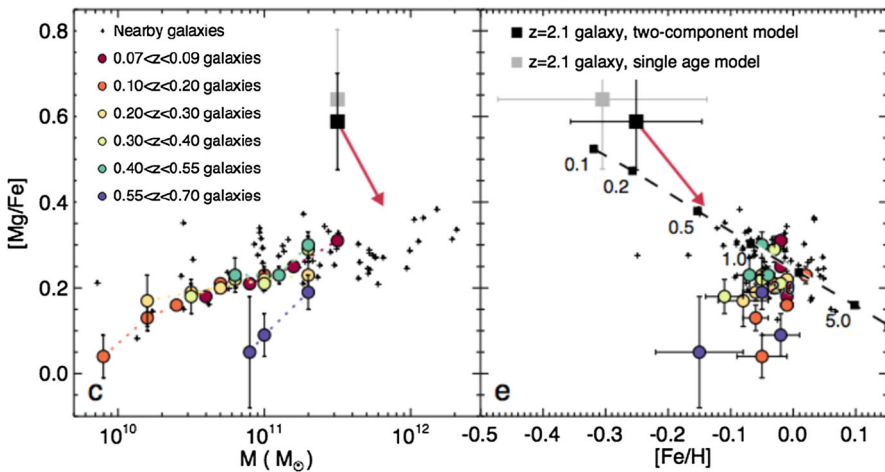


Fig. 53 [Mg/Fe] abundance for a massive galaxy at $z = 2.1$ as a function of mass (left) and as a function of [Fe/H] (right), compared with lower-redshift galaxies (see legend). The black dashed line and the red arrows are the results of two evolutionary models. Image reproduced with permission from Kriek et al. (2016), copyright by Macmillan

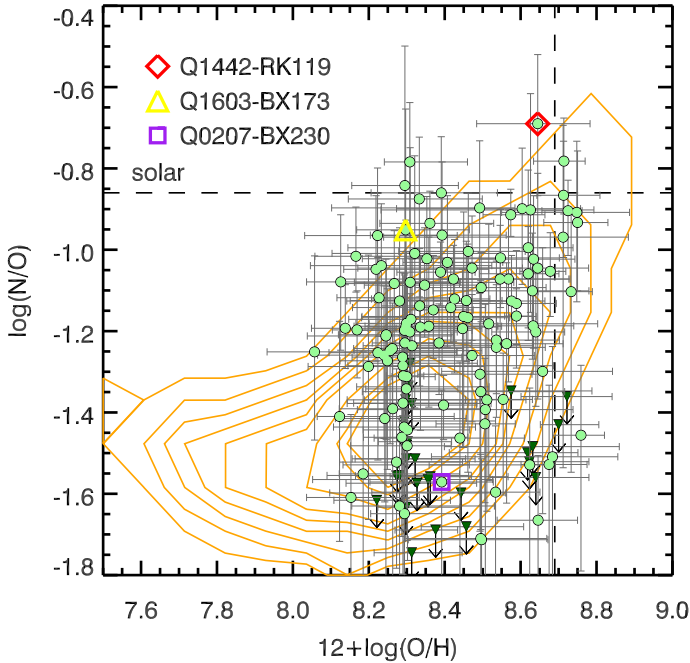


Fig. 54 N/O versus O/H for a sample of star-forming galaxies at $z \sim 2.3$ (symbols) compared with local star-forming galaxies (contours). Image reproduced with permission from Strom et al. (2017a), copyright by the authors

with little iron pollution from SNIa, generally inferring star formation timescales of only 0.5–1 Gyr.

The N/O abundance ratio in high- z star-forming galaxies has been investigated little so far, due to the need to sample a broad range of nebular diagnostics (hence multi-band near-IR/optical observations are needed, which may be subject to differential slit losses if not performed with IFU), both to measure N/O (which requires measuring [NII] and [OII]) and to measure the metallicity O/H with diagnostics that do *not* use nitrogen. One of such attempts is shown in Fig. 54 based on a near-IR spectroscopic survey of galaxies at $z \sim 2.3$ (Steidel et al. 2016; Strom et al. 2017a). Generally high- z star-forming galaxies (symbols) follow the same relation as local galaxies (contours), although with somewhat larger scatter, some tendency of being more nitrogen-rich at a given O/H. This seems confirmed (especially in terms of larger scatter) by a smaller sample, but based on T_e measurements, at lower metallicities, in the work by Kojima et al. (2017). The larger scatter, if confirmed with higher statistics in future surveys, may be a consequence of enhanced star formation efficiency at such early epochs (Vincenzo and Kobayashi 2018), or may reflect frequent and prominent inflows of near-pristine gas in high- z galaxies (which dilute the metallicity, hence O/H, but affect little N/O), as expected by many theoretical models (see the discussion in Sect. 7.2.2).

The C/O ratio was studied by Steidel et al. (2016) in the stacked spectrum of ~ 20 galaxies at $z \sim 2.4$ and by Amorín et al. (2017) in individual galaxies at $z \sim 3$. They

found values in agreement with the values in local stars and HII regions, although with large scatter.

As discussed in Sect. 3.6, high column density absorption systems (DLA) generally provide the most accurate determination of the relative (and often absolute) chemical abundances (e.g., Prochaska and Wolfe 1999; Berg et al. 2015b, 2016b; Fumagalli 2014; Pettini et al. 2008; Henry and Prochaska 2007; Dessauges-Zavadsky et al. 2006; Wolfe et al. 2005; Prochaska et al. 2003; Rafelski et al. 2012; Neeleman et al. 2013; Jorgenson et al. 2013), although they probe a broad range of environments, whose connection with galaxies is generally not fully clear (likely ranging from outskirts of galactic discs to clumps in the intergalactic medium). In contrast to early claims that DLA abundances may resemble the chemical pattern of stars in the MW halo, hence that DLA may probe the formation of galactic haloes, more recent studies have shown that the chemical and kinematic properties of DLA are more similar of those seen in dwarf galaxies of the Local Group (Fig. 55; Cooke et al. 2015; Berg et al. 2015b; De Cia et al. 2016), hence DLA might be tracing the early formation of dwarf satellite galaxies (also based on their similar velocity dispersion).

In many DLA it is possible to trace the detailed chemical enrichment pattern of several elements (Fig. 56), in most cases confirming that these result from the enrichment of core-collapse supernovae from massive stars (Prochaska et al. 2003; Dessauges-Zavadsky et al. 2006).

It is interesting the finding that, for both DLAs at high- z and for halo stars, the carbon abundance relative to α elements increases systematically at very low metallicities ($12 + \log(\text{O}/\text{H}) < 7$, e.g., Figs. 51 and 57 Cooke et al. 2012; Berg et al. 2016b; Lehner et al. 2016) which has been interpreted as possible signature of enrichment by PopIII stars (Carigi and Peimbert 2011), although such high values of C/O at low metallicities can also be explained by other models without invoking the contribution of PopIII-like yields, but simply different carbon yields in the metal poor (PopII) regime (Mollá et al. 2015). A similar enrichment has been observed in a population of metal-poor halo stars collectively known as carbon-enhanced metal-poor [CEMP] stars (Beers and Christlieb 2005).

Lyman Limit Systems (LLS), which are characterized by lower absorbing column density relative to DLA, appear to deviate from the trend observed in MW stars and DLA, by being carbon enhanced at metallicities $-2 < [\alpha/\text{H}] < -1$. Lehner et al. (2016) suggest that this indicates that LLS trace gas clouds enriched by preferential ejection of carbon from low metallicity galaxies.

Even more interesting is the discovery of extremely low metallicity DLA and LLS systems ($[\alpha/\text{H}] < -3$) that are also carbon poor (Fig. 57) (Lehner et al. 2016; Crighton et al. 2016; Cooke et al. 2017). These are considered the best candidates as tracers of gas polluted by PopIII stars. Overall, their chemical enrichment pattern is well-reproduced by pollution from supernovae originating from PopIII stars, with progenitor masses of about $20 M_{\odot}$. The abundance pattern of these systems is partly reminiscent of some of the most metal poor halo stars. The most metal poor of these stars has a metallicity of $4.5 \times 10^{-5} M_{\odot}$ (Caffau et al. 2011) and its chemical abundance pattern is well reproduced by a metal-free progenitor with mass of about $20\text{--}30 M_{\odot}$ (Fig. 58) (Schneider et al. 2012b). Interestingly, both in the case of DLA/LLS and halo stars the abundance pattern excludes the scenario of pollution by very massive PopIII progenitors, which

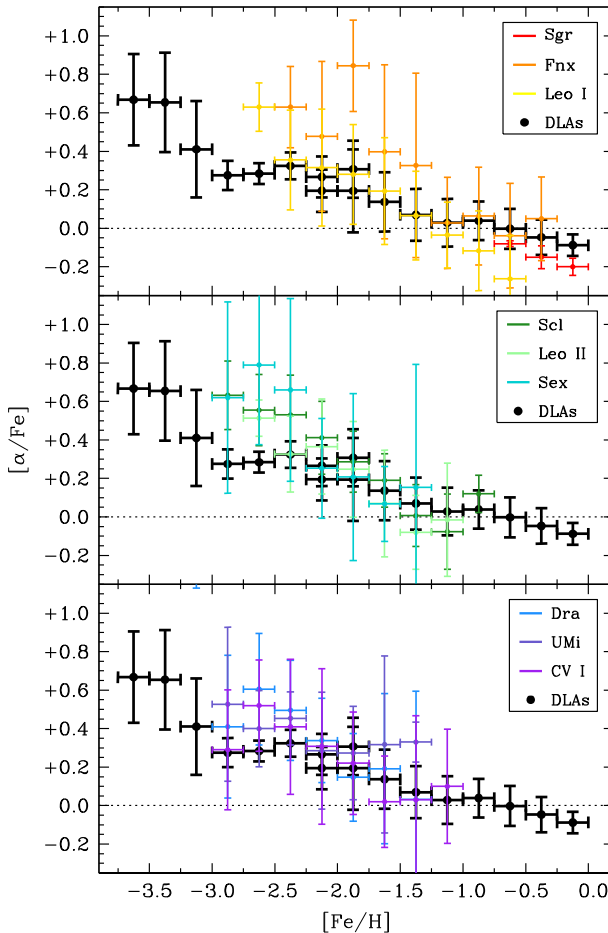


Fig. 55 $[\alpha/\text{Fe}]$ versus $[\text{Fe}/\text{H}]$ for high redshift DLA (black symbols) compared with local dwarf spheroids. Image reproduced with permission from Cooke et al. (2015), copyright by AAS

would result in hypernovae. It is also very interesting that the extremely metal poor halo stars have sub-solar stellar masses, at metallicities well below the critical value that, according to standard model, would allow cooling and fragmentation of the gas that would enable the formation of low-mass stars (shaded region in Fig. 57; Frebel et al. 2007). While initially very puzzling, Schneider et al. (2012a, b) pointed out that small amount of dust formed in the ejecta of PopIII SNe would be enough to enable the cooling and fragmentation of the gas that would result into the formation of the first generation of extremely metal-poor low-mass stars.

We conclude this section by highlighting that millimetre/submillimetre observations of molecular transitions at high-redshift are now sensitive enough to provide valuable constraints not only on the composition of molecular species in the ISM of primeval galaxies, but also on the relative abundance of different atomic isotopes, which can provide precious information on the properties of the stellar populations

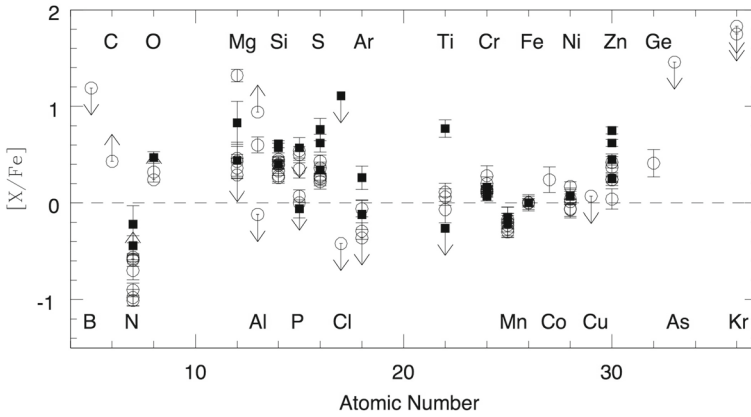


Fig. 56 Detailed chemical abundances inferred for a sample of 11 DLAs at $z \sim 2$. Image reproduced with permission from Dessauges-Zavadsky et al. (2006), copyright by ESO

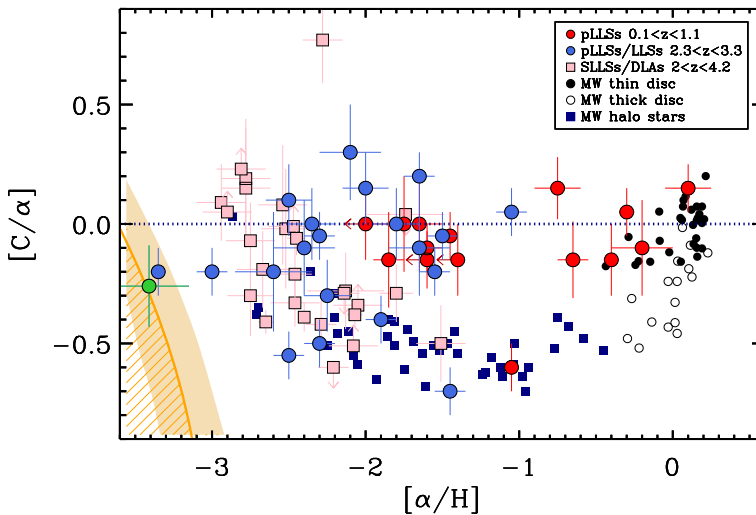


Fig. 57 $[C/\alpha]$ vs $[\alpha/H]$ for high-redshift DLAs and Lyman Limit Systems, compared with Galactic stars. The hatched orange region identifies the area within which gas may have been primarily polluted by PopIII stars (Frebel et al. 2007). Image reproduced with permission from Lehner et al. (2016), copyright by AAS

responsible for the early chemical enrichment. Zhang et al. (2018b) have measured the $^{13}\text{C}/^{18}\text{O}$ abundance ratio in a sample of distant lensed, starburst galaxies ($z \sim 2-3$), by measuring multiple transitions of the ^{13}CO and C^{18}O isotopologues of carbon monoxide. Since ^{13}C is mostly produced by low/intermediate mass stars ($M_* < 8 M_\odot$) while ^{18}O is mostly produced by massive stars ($M_* > 8 M_\odot$), the $^{13}\text{C}/^{18}\text{O}$ ratio is sensitive to the shape of the IMF. From their measurements, Zhang et al. (2018b) find that these early systems are likely characterized by a top-heavy IMF.

Summarizing, galaxies with α -enhanced stellar populations are already seen at high redshift ($z \sim 1-2$), indicating that these systems have formed rapidly, likely within

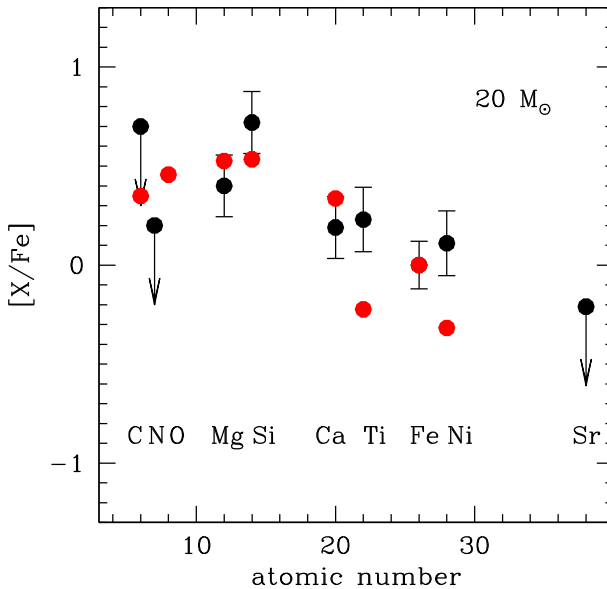


Fig. 58 Abundance pattern observed in the most metal poor halo star (black points, Caffau et al. (2011)) compared with yields expected from PopIII stars (red points). Image reproduced with permission from Schneider et al. (2012b), copyright by the authors

0.5–1 Gyr. The N/O abundance ratio of distant galaxies generally follow the local relation, but with larger dispersion and with a larger fraction of nitrogen-enhanced (relative to oxygen) galaxies, which may indicate that these galaxies have experienced enhanced star formation efficiency or absolute metallicity dilution by infalling near-pristine gas. The α/Fe properties of DLAs (together with their velocity dispersion) suggest that they may trace the early formation of dwarf galaxies and generally be primarily enriched by massive stars (also based more broadly by a wider set of chemical abundances). The properties of very metal poor DLA with sub-solar carbon abundances suggest that these may trace the early enrichment by the first generation of stars (PopIII).

8 Metallicity and chemical abundances in AGN

Active galactic nuclei (AGN), powered by supermassive accreting black holes, in their various manifestations, have been extensively investigated to probe the metallicity in galactic nuclei, in their host galaxies and even in the CGM. Given that they can reach very high luminosities (quasar phase) they have been effectively used to probe the metallicity of their circumnuclear region and of their host galaxies out to very high redshift.

The nebular emission lines in AGN are primarily divided in two classes, “broad” lines and “narrow” lines.

Broad emission lines, with line widths up of a few to several thousands km s^{-1} , are emitted by a nuclear region typically smaller than a fraction of a parsec (the so-called Broad Line Region, BLR). The density of the clouds in the BLR is so high ($\sim 10^{11} \text{ cm}^{-3}$) that “forbidden” transitions (e.g., [OIII] λ 5007, [OII] λ 3727, [SII] λ 6730, etc.) are not detected; indeed the critical densities of all these collisionally excited transitions are well below the typical density of the BLR, implying that in this regime their emissivity increases only linearly with gas density, in contrast to the permitted lines (such as hydrogen Balmer recombination lines) whose emissivity increases quadratically with density even in the extreme conditions of the BLR.

The narrow lines have widths more comparable to those typically observed in the host galaxies (a few 100 km s^{-1}), although typically broader because often associated with outflows, and extend on scales ranging from a few 100 pc to several kpc (the so-called Narrow Line Region, NLR).

Metallicity determinations of the BLR and NLR have mostly relied on photoionization models (e.g., Hamann and Ferland 1999; Nagao et al. 2006c), although attempts have been made to use the direct- T_e method (Dors et al. 2015) but which have revealed the inadequacy of this method for AGNs (the origin of such “temperature problem” in AGNs is not yet clear).

Some of the broad line ratios from metal transitions in the UV have been proposed as sensitive metallicity tracer of the BLR. The nebular emission ratio ($\text{SiIV}\lambda 1397 + \text{OIV}\lambda 1402 / \text{CIV}\lambda 1549$) has been proposed to be the most stable against distribution of gas densities and ionization parameter in the BLR clouds, and also in terms of hardness of the ionizing continuum (Nagao et al. 2006a). The ratios $\text{NV}\lambda 1240 / \text{CIV}\lambda 1549$ and $\text{NV}\lambda 1240 / \text{HeII}\lambda 1640$ have also been proposed (e.g., Hamann and Ferland 1999; Dietrich et al. 2003b; Nagao et al. 2006c; Matsuoka et al. 2011b; Wang et al. 2012), but they are more sensitive to ionization parameter, shape of the ionizing continuum and are primarily sensitive to the nitrogen abundance rather than metallicity.

The general finding is that the metallicity of the BLR in quasars is very high, nearly always supersolar and up to several times solar (Hamann and Ferland 1999; Dietrich et al. 2003b; Nagao et al. 2006a; Jiang et al. 2007; Juarez et al. 2009; Simon and Hamann 2010; Matsuoka et al. 2011b; Wang et al. 2012; Shin et al. 2013; Xu et al. 2018). Such high values of the metallicity have posed questions on whether the photoionization modelling of the extreme environment characterizing the BLR is appropriate. However, very high nuclear metallicities (a few/several times solar) are also confirmed by the iron emission and absorption features observed in the X-ray emission coming from the nuclear region (e.g., Jiang et al. 2018). Yet, such high metallicities in the nuclear region of AGN are not really unexpected. Indeed the very high densities and large amount of gas in the central region of AGN likely foster rapid star formation and quick enrichment on the ISM. Moreover, it is important to bear in mind that the mass of gas in the BLR is very small, a few times $10^4 M_\odot$. As pointed out by Juarez et al. (2009), such small mass can be quickly enriched with less than a SN explosion every 10^4 yrs.

The somewhat puzzling result is that the metallicity of the BLR does not seem to evolve with redshift (Fig. 59, top) and such lack of evolution appears to persist out to the most distant quasars known, at $z = 7.5$ (Fig. 59, bottom) (Nagao et al. 2006c; Juarez et al. 2009; Mortlock et al. 2011; Bañados et al. 2018; Xu et al. 2018).

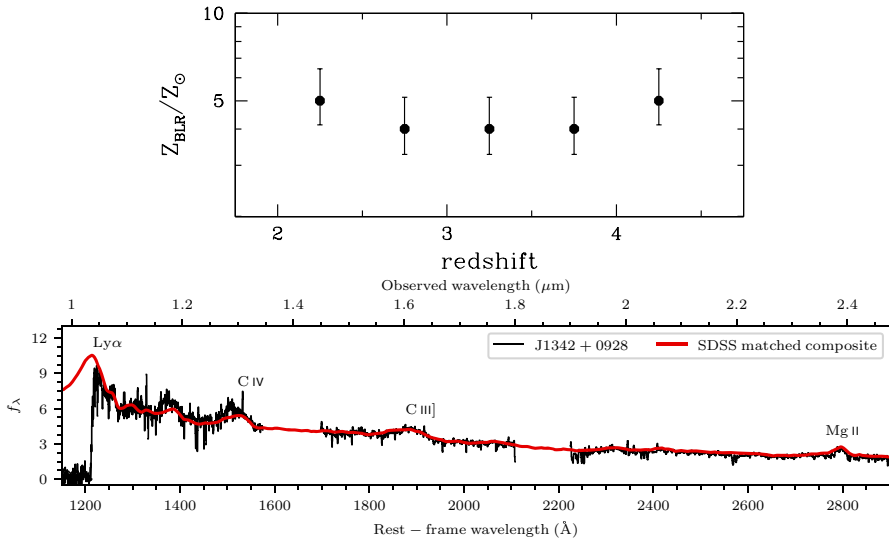


Fig. 59 Top: average metallicity of the BLR in quasars (from stacked spectra) as a function of redshift. Image reproduced with permission from Nagao et al. (2006c), copyright by ESO. Bottom: spectrum of the most distant quasar currently known ($z = 7.5$) compared with the average spectrum of intermediate redshift quasars from SDSS, illustrating that the two are nearly identical, suggesting similar chemical enrichments of the BLR. Image reproduced with permission from Bañados et al. (2018), copyright by Macmillan

The lack of redshift evolution of the metallicity which, in contrast to what is observed for galaxies, seems to remain high at all redshifts, is likely a consequence of the mass–metallicity relation combined with selection effects. Indeed, in order to be selected in large-scale surveys, the quasar has to be luminous enough to pass the sensitivity threshold of the survey; this generally implies that (even if accreting at the Eddington limit) the black hole must have already become fairly massive. If some form of black hole/galaxy relation is already in place at high redshift, this implies that, at any redshift, the host galaxy must already be massive, hence typically display high metallicity when the quasar enters into the survey (at any epoch). This combination of effects, explaining the lack of redshift evolution of the BLR metallicities, was discussed more quantitatively in Juárez et al. (2009).

The fact that the metallicity in AGN is linked to the mass–metallicity relation of the host galaxy was first hinted by the fact that the metallicity of the BLR scales with AGN luminosity (Hamann and Ferland 1999; Nagao et al. 2006c; Xu et al. 2018). Indeed, if the AGN luminosity is a function of the black hole mass (assuming an average L/L_{Edd} ratio) and the black hole mass is linked to the host galaxy mass through BH-spheroid relation, then one would expect the AGN nuclear metallicity to scale with the AGN luminosity as a consequence of the mass–metallicity relation of the host galaxy (Juárez et al. 2009). A more clear evidence of this, which by-passes the use of AGN luminosity, is the more direct relationship between BLR metallicity and black hole mass obtained by Matsuoka et al. (2011b) and Xu et al. (2018), as illustrated in Fig. 60 (see also Ludwig et al. 2012, for a potential extension of the relation to low masses.)

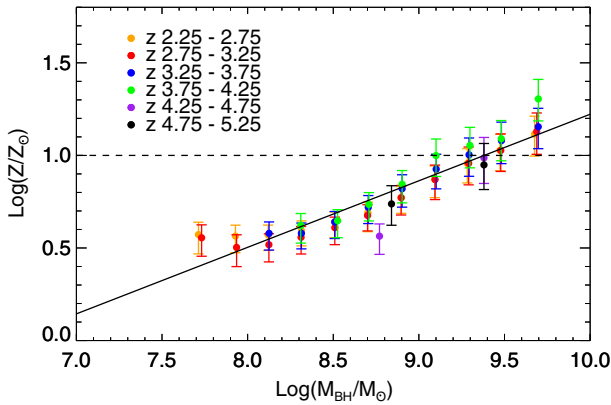


Fig. 60 Metallicity of the BLR as a function of black hole mass for quasars divided into bins of redshift (see legend). Image reproduced with permission from Xu et al. (2018), copyright by the authors

Matsuoka et al. (2011b) report the lack of correlation between metallicity and Eddington ratio L/L_{Edd} . A correlation with the Eddington ratio is seen only when using the NV/CIV and NV/HeII ratios, which are primarily tracing the nitrogen enrichment. Since nitrogen enrichment is delayed with respect to α elements, the latter correlation has been interpreted as indication that black hole accretion is triggered with a delay of a few 100 Myr with respect to the onset of star formation. This is delay that has been suggested also in local AGNs (Davies et al. 2007) and it has been interpreted as a consequence of the initial strong turbulence induced by SNe, which may prevent effective accretion onto the BH, while at later epochs the more gentle stellar winds may be effective in removing angular momentum from the gas (hence enabling it to move towards the centre) without introducing excessive turbulence or gas removal through SN-driven winds.

Many authors have used the flux ratio of the MgII 2798Å doublet relative to the UV FeII “bump” (due to a blending of multiplets at 2200–3090 Å), with the goal of constraining the redshift evolution of the α/Fe ratio in the Broad Liner Region (e.g., Dietrich et al. 2003a; Maiolino et al. 2003; Freudling et al. 2003; Iwamuro et al. 2004; Jiang et al. 2007; De Rosa et al. 2011, 2014; Calderone et al. 2017; Mazzucchelli et al. 2017). These various studies find no evidence for a redshift evolution of the MgII/FeII flux ratio out to most distant quasars at $z \sim 6.5$. If one assumes that the flux ratio is, to a first order, a proxy of the α/Fe abundance ratio, then the lack of evolution would imply that the relative contribution of SNIa and core-collapse does not change with redshift. However, one has to take into account that both emission features, and especially the FeII “bump”, are primary coolants of the BLR and, therefore, their flux does not really scale linearly with abundance, but it rather tends to adjust in order to keep the thermal equilibrium of the BLR clouds (Verner and Peterson 2004; Verner et al. 2004), therefore the lack of evolution of the MgII/FeII ratio may simply reflect the “thermostatic” role of the associated transitions.

Similar studies have been performed to investigate the metallicity of the NLR, i.e., on much larger galactic scales in AGN hosts. In this case studies have generally focused

on type 2 AGNs, in which the BLR (whose strong, broad lines would otherwise prevent a proper disentangling of the flux of the narrow lines) is obscured along the line of sight. Studies have both exploited optical narrow nebular lines ratios (especially in local galaxies) and UV nebular lines (especially in distant galaxies, whose UV lines are redshifted into the optical bands) and by using photoionization models to infer the metallicity from a combination of line ratios. Initial claims about highly supersolar metallicities in the NLR (Groves et al. 2006) have been revised downwards; however, it is still true that most NLR appear to be metal rich, with metallicities around solar or super-solar (Nagao et al. 2006b; Matsuoka et al. 2009, 2011a; Stern and Laor 2013; Coil et al. 2015; Dors et al. 2015, 2017; Castro et al. 2017). Matsuoka et al. (2009) suggest that in the redshift range 1–4 there is little cosmic evolution of the NLR metallicity, although admittedly the statistics are much poorer than for the BLR metallicities; however, Coil et al. (2015) have pointed out that, in their sample of type 2 AGNs at $z \sim 2.3$, the NLR metallicity (inferred from rest-frame optical diagnostics) is lower than the metallicity in the NLR of local AGN. They also point out that the metallicity of the NLR in their sample of type 2 AGN is higher than in a matched sample of star-forming galaxies.

The solar/super-solar metallicities in the NLR of AGNs, already at high redshift, can be partly explained in terms of dust destruction in the NLR, which releases metals into the ISM (Nagao et al. 2006b; Matsuoka et al. 2009; Dors et al. 2014), but probably is also partly due to the fact that the NLR is often also associated with galactic (AGN-driven) outflows originating from the central, metal-rich region of the galaxy. Indeed, several studies have also directly investigated the outflowing gas in quasars and AGNs, especially through absorption lines (and especially in Broad Absorption Line Quasars, where prominent blueshifted absorption troughs probe powerful winds), revealing high metallicity gas being expelled on kpc scales (Hamann and Ferland 1999; Simon and Hamann 2010; Ganguly et al. 2003, 2006; D’Odorico et al. 2004; Gabel et al. 2006; Arav et al. 2007; Borguet et al. 2012; Shin et al. 2017).

However, it has been suggested that the NLR also follows the (host galaxy) mass–metallicity relation (although offset towards higher values), either directly (Matsuoka et al. 2018) or indirectly through the AGN luminosity or black hole mass as indirect tracers of the host galaxy mass (Matsuoka et al. 2009; Ludwig et al. 2012).

We finally mention that, while the NLR tends to be generally metal rich, the investigation of the outer, most extended region of the NLR (sometimes referred to as Extended Narrow Line Region, ELR) does reveal low metallicity regions (e.g., Fu and Stockton 2009; Husemann et al. 2011) indicating that the outer parts of the NLR probe gas in the outer galaxy that are still poorly enriched.

Of growing interest is becoming the technique of probing the metallicity of the halo of quasars through the analysis of associated absorption systems detected in the spectrum of a nearby (in projection) background quasar (Prochaska et al. 2013, 2014). This technique has revealed that the circumgalactic medium of quasars at $z \sim 2$ hosts significant quantities of cold gas ($10^{10} M_{\odot}$) significantly metal enriched ($Z > 0.1 Z_{\odot}$) out to the virial radius ($r_{\text{vir}} \sim 160$ kpc), implying that by $z \sim 2$ feedback has already been quite effective in enriching the CGM of massive galaxies and also implying that the assumption of pristine gas accretion in many models may be inappropriate.

In summary, the BLR show very high metallicities at any redshift, with no indication of evolution with time. Selection effects are probably contributing to hide signs of redshift evolution; nevertheless, this points out toward very early enrichments of the central regions of massive galaxies. The metallicity of the BLR correlates strongly with the black hole mass, which is likely a result of the mass–metallicity relation of the host galaxy combined with the black hole–host galaxy mass scaling relation. The NLR also show high metallicities, though much lower than those observed in the BLR. The NLR metallicity also shows no evidence for redshift evolution. The interpretation is complex because contributions to the metallicity of the NLR are expected to come from the AGN-driven outflows, from the effects of dust destruction, and also to be linked to the mass–metallicity relation of the host galaxy. The investigation of absorption systems in the proximity of quasars (by exploiting pairs of quasars that are close in projection) has revealed large amounts of metal-enriched cold gas in their halos, suggesting that quasar activity has polluted significantly their circumgalactic medium through outflows, already at early cosmic times.

9 Metal budget

Since metals are produced by the star formation activity across the cosmic epochs, comparing the total amount of metals seen in the various phases to the cosmic evolution of stellar mass and SFR is useful to investigating consistency of the interpretation of these various independent observational results, and in particular the validity of the underlying assumptions and models about the production of chemical elements and their transfer among the various galactic and intergalactic phases. In other words, the metal budget is fundamental information whose evolution should be in agreement with the other independent observations of galaxy evolution and should be matched by models. For this reason it has been subject of considerable work (Pei and Fall 1995; Edmunds and Phillipps 1997; Pettini 2004, 2006; Ferrara et al. 2005; Bouché et al. 2007; Gallazzi et al. 2008; Zahid et al. 2012; Peeples et al. 2014; Madau and Dickinson 2014).

Determining the total mass in metals is a challenging goal, as heavy elements are produced in galaxies and then dispersed in the universe in different forms, often in states that, as we have discussed in this review, are difficult to observe. Moreover, in general observational studies measure the metallicity of the various phases, i.e., the abundance of metals relative to the total content of baryons. Therefore, even in those cases where the metallicity is well constrained, inferring the absolute total content of metals implies having a good knowledge of the total mass associated with the same phase (stars, ISM, CGM, ICM, WHIM, IGM), which are all distributed on different scales and forms, hence adding to the problem a additional level of complexity and uncertainty.

Attempts to infer the total mass in metals in the local universe have implied combining the contribution to the metal budget from all these components. More specifically:

- Stars and ISM. Galaxies contain large amounts of metals locked into stars and star remnants and dispersed into the ISM. The mass of metals contained in galaxies

can be obtained by integrating the mass function of galaxies convolved by the metallicity and gas fraction as a function of mass. As the chemical abundance ratios and the overall metallicities depend on galaxy types, it is necessary to make the computation dividing galaxies in bins of morphology or SF histories. Roughly, mass-weighted solar metallicities are obtained for this component when assuming a Salpeter IMF (Calura and Matteucci 2004; Gallazzi et al. 2008).

- **CGM and IGM.** The CGM is enriched by galactic winds and plays a critical role in the current “equilibrium models” (see Sect. 4) because it constitutes a reservoir of metals extracted from the galaxy by winds and that could rain back onto the galaxy. Similarly, the IGM is thought to be enriched by galactic winds, especially those escaping from low-mass galaxies. As discussed in the previous sections, the chemical abundance of the CGM and IGM is obtained from the absorption features of several ionization species of various elements and shows significant evolution with redshift, rising to about 0.1 solar in the local universe and containing about 10% of the metals produced (Meiksin 2009; D’Odorico et al. 2010, 2016; Simcoe et al. 2011; Shull et al. 2014). While the amount of metals in galaxies declines steadily with redshift, the amount of metals in the CGM/ISM as traced by DLAs seems to remain roughly constant out to $z \sim 4$ (Prochaska et al. 2013; Rafelski et al. 2014), implying that the fraction of metals in the CGM/IGM is much larger at high redshift than locally. It had been claimed that the amount of metals in DLAs shows a decline at $z > 4$ (Rafelski et al. 2014); however, this has not been confirmed by more recent studies (De Cia et al. 2018; Poudel et al. 2018).
- **The intracluster medium (ICM).** As already mentioned, X-ray observations have revealed that the intracluster medium is highly enriched with all metals (generally with solar-like relative abundances, Sect. 7.2.1). Metals in clusters are mainly produced in the evolved populations of early-type galaxies (Matteucci 2012), which are enriched in Fe by ongoing production of type Ia SNe, also long after the end of star formation (Maoz and Mannucci 2012). The metal transfer toward the ICM is due either to AGNs, to SN explosion or to ram stripping, and the system as a whole evolves nearly as a closed box. As already mentioned, extensive works have been undertaken to estimate the content of metals in the ICM, especially with the advent of high-resolution spectroscopy (Mushotzky and Loewenstein 1997; Balestra et al. 2007; Blanc and Greggio 2008; de Plaa 2013; Molendi et al. 2016; Mernier et al. 2016, 2018; Hitomi Collaboration 2017; Simionescu et al. 2018). The metallicity of the ICM is generally very high (supersolar), and therefore, despite the small contribution to the total baryonic mass ($\sim 4\%$), it is expected to contribute significantly to the total metal budget (see discussion later in this section).
- **The warm-hot intergalactic medium (WHIM).** The WHIM is the warmer/hotter phase of the IGM, thought to result from the gravitational shock-heating of the intergalactic medium in the local universe to temperatures of $\sim 10^5\text{--}10^7$ K, where most of the baryons in the local universe are thought to reside (Nicastrò et al. 2017). It is thought to be the local (hotter) counterpart of the (cooler) IGM at high- z observed through the Ly α Forest. Its content of metals has been inferred through UV and X-ray absorption spectroscopy (e.g., Tripp and Savage 2000; Fang and Bryan 2001; Prochaska et al. 2004; Cooksey et al. 2008; Fang et al.

2010; Zappacosta et al. 2010, 2012). Typically the inferred metallicity is of the order of $0.1 Z_{\odot}$ and its contribution to the local, total metal budget is less than 5%.

Amid these issues and uncertainties, the published values for the total amount of metals show a significant scatter, with values around $\Omega_Z \sim 10^{-4}$, (Pei and Fall 1995; Madau and Shull 1996; Zepf and Silk 1996; Mushotzky and Loewenstein 1997; Madau et al. 1998; Pagel 2002; Dunne et al. 2003; Calura and Matteucci 2004; Gallazzi et al. 2008) where Ω_Z is the density of metals normalized to the critical density of the Universe for $h = 0.7$, $\rho_c = 1.36 \times 10^{11} M_{\odot} \text{Mpc}^{-3}$.

The relative distribution of metals among these different components is clearly still subject to significant uncertainties.

Expectations from the integrated cosmic production of stars can be achieved by integrating the star formation rate density as a function of redshift and convolving it with the yields per stellar generation (Mollá et al. 2015; Vincenzo et al. 2016). This is obviously subject to additional uncertainties, not only associated with the measurement of the evolution of the star formation history (Madau and Dickinson 2014), but also with our knowledge on the return fraction of metals to the gas phase and with our yet limited knowledge of the IMF and its potential variations. Bearing in mind all these uncertainties, the expected average metallicity of the local universe is inferred to be $Z \sim 0.09$ solar for a Salpeter IMF and to decrease by one order of magnitude by $z = 2.5$ (Madau et al. 1998; Pettini 2006; Madau and Dickinson 2014).

There is reasonable agreement between the expected and measured metal budget in the local universe. However, given large uncertainties in both the measured and expected content of metals the agreement is not too surprising and really not very constraining of any of the underlying assumptions.

It has been perhaps more instructive to investigate the metal budget in individual systems, as this exercise may provide information on processes resulting in loss of metals, or even provide constraints on the yield of metals.

For instance, Renzini and Andreon (2014) compare the amount of iron in the ICM (as inferred from X-ray observations) with the amount of iron expected to be produced by the stellar populations of galaxies within the cluster, based on empirical yields of iron. While they find a good agreement for intermediate mass clusters ($M_{500} \approx 10^{14} M_{\odot}$), in more massive clusters they reveal a clear tension, in the sense that the ICM contains much more iron mass (up to a factor of ~ 6) than that produced by stars in galaxies, revealing higher rates of type Ia SNe in clusters (e.g. Mannucci et al. 2008; Friedmann and Maoz 2018, and references therein), or issues either in the metallicity measurements or with our knowledge of the yields.

Calura and Matteucci (2004), Bouché et al. (2007), Peeples et al. (2014) and Tumlinson et al. (2017) present an extensive analysis of the metal budget in galaxies and including their CGM, by exploiting the extensive results from the COS-Halos project (Tumlinson et al. 2011; Prochaska et al. 2017). They show that, nearly independently of mass, only about 20–25% of metals produced in stars remain in galaxies (in stars or in the ISM). They infer that, for L_* galaxies, as much as 40% of the metals produced by stars are deposited in the halo (CGM, within a radius of ~ 150 kpc), while the remaining must be lost into the intergalactic medium.

Finally, it is interesting to note that the quality of the data is becoming good enough to enable a spatially resolved metal budget in galaxies. For instance, Belfiore et al. (2016a) use spatially resolved metallicities for stars and gas combined with spatially resolved maps of the gas content and surface brightness to illustrate that within the central 7 kpc ($\sim 3 R_c$) of the well studied galaxy NGC628 about 50% of the metals have been lost (somewhat in tension with the result obtained by Peeples et al. (2014), unless many more metals are lost at larger radii). Interestingly, Belfiore et al. (2016a) also find that the fraction of metals lost increases to about 70% in the central kpc of the galaxy (a similar result was found by, Greggio and Renzini 2011), suggesting that such metals were ejected either by the SNe associated with the early central burst of star formation, associated with the formation of the bulge, or by AGN/quasar driven winds, during the past evolution of the central region of the galaxy.

Very recently, Telford et al. (2018) have performed a very similar, extensive and detailed analysis of the spatially resolved metal budget in M31, finding very similar results, i.e. a higher loss of metals from the central region of M31. Very interestingly, they also find that during the past 1.5 Gyr some of the metal lost from the central region have been redistributed in the galactic disc outskirts.

10 Conclusions

In this paper, we have tried to review the measuring methods, the observational results, and the implications for models of galaxy metallicity evolution. It is the result of many years of effort by many researchers, sometime using dedicated instruments, only part of this effort is reproduced here.

10.1 Summary

The study of chemical abundances in galaxies is a complex and extended field with many open problems and conflicting results. Nevertheless, a few clear points are emerging about methods, observations and models:

- Stellar metallicities are now routinely measured using UV and optical spectra. Spectrophotometric models of increasing precision, complexity and spectral resolution, use the full information contained in the spectra to derive the metallicity together with other parameters of the stellar population. Simplified methods exist that use particular features to derive metallicities, and these methods are more apt to study large samples of galaxies with lower resolution spectra.
- The absolute scale of the gas-phase metallicity is still uncertain because of the difference among the three main methods to measure it (recombination lines, T_e method and photoionization models). Discrepancies have been reduced, but they still persist. The “direct” method based on measuring T_e is currently the most reliable and seems to be in agreement with the metallicity of young stars.
- These methods have been used to calibrate a large range of strong line ratios diagnostics, which can be applied to faint, distant galaxies. The difference among

these secondary calibrations are dominated by the different method used for the primary calibration, photoionization model vs. direct ' T_e ' method.

- Most heavy elements are generally largely depleted onto dust grains; therefore, the evolutions of gas-phase metallicity and of dust are linked together. Dust depletion is a very important, often neglected source of uncertainty in the study of gas-phase abundances.
- Both stellar and gas-phase metallicities follow a well-defined mass–metallicity relation (MZR) in which the metallicity of galaxies increases with stellar mass. The observed MZR evolves with redshift, with metallicity decreasing at any mass, although more rapidly at lower masses.
- The gas metallicity of galaxies has also other secondary dependencies. The most important of which is the anti-correlation between gas metallicity and SFR (or gas content, which is related to the SFR), which is called (together with the mass dependence) the Fundamental Metallicity Relation (FMR). This relation has no or a very limited evolution with redshift up to $z \sim 2.5$ and a possible strong evolution at $z \sim 3.5$. Most authors describe the FMR as an effect of gas infall, providing further evidence for the ubiquity and importance of cold gas accretion in shaping galaxy evolution, and explain the absence of evolution as the effect of the same dominant physical processes at $z < 2.5$.
- Environment also has a secondary effect on the metallicity of galaxies, but only for satellites, whereby satellite galaxies in denser environments (e.g., group and clusters) tend to be more metal rich than galaxies in low-density environments. This is probably a consequence of multiple different effects (such as “strangulation” and accretion of metal-enriched gas).
- Understanding the redshift evolution of the MZR and of the FMR is made challenging and uncertain by the evident evolution of the ISM properties seen in the excitation BPT diagnostic diagrams. The dominant cause of this evolution is not clear, and most likely a combination of different effects (higher pressure, harder ionization continua, higher ionization parameter, and variation of the N/O abundance ratio relative to local galaxies). How this evolution affects the determination of metallicities is not yet clear.
- The metallicity evolution of DLAs provides independent information about the evolution of galaxies and of their CGM. If their velocity dispersion is taken as a proxy of their mass, then the metallicity of DLAs follows a mass–metallicity relation as well. Although it not straightforward to link absorption-selected systems to emission-selected galaxies, both classes of objects identify the redshift range $2 < z < 3$ (coincident with the peak of star formation density) as a turning point in galaxy evolution, as this is the redshift range where the evolution of most scaling relations change significantly.
- The metallicity distribution inside galaxies contains a wealth of information about the spatially resolved processes of galaxy formation. The radial metallicity gradients of local galaxies steepen as a function of galaxy stellar mass (at least within the central $\sim 2R_{\text{eff}}$). However, the outskirts of galaxies show very flat metallicity gradients, which imply accretion of pre-enriched gas from the halo.
- The scaling relations between galaxy metallicity, stellar mass, star formation rate and gas content are also found locally, on spatially resolved scales, in the form

of correlations between metallicity and surface density of stellar mass, surface density of SFR and surface density of gas. However, it is not yet clear whether the local scaling relations are totally driving the global, galaxy-wide ones.

- Based both on diagnostics that trace the metallicity at different lookback times in local galaxies and the direct observation of metallicity gradients at high redshift, there is a clear indication that the radial metallicity gradients of galaxies have become steeper with cosmic time. This result is difficult to explain in the context of inside-out formation of galaxies and it requires radial migration of stars, radial inflows of low-metallicity gas or radial redistribution of metals at the early stages of galaxy formation.
- There is growing evidence for the existence of inverted (i.e., positive) metallicity gradients in distant galaxies. These may trace accretion of near-pristine gas or radial inflow of metal-poor gas induced by galaxy mergers or interactions.
- Different elements provide different information on the evolutionary stage and star formation history of galaxies. Oxygen, Nitrogen, Carbon and the α -elements are particularly useful and are studied in detail to understand galaxy formation and evolution because they sample different time scales.
- The α /Fe abundance ratio shows that the different components of the MW (halo, bulge, thick and thin disc) have formed not only at different epochs, but also on different timescales and with different star formation efficiencies.
- Similarly, the α /Fe abundance ratio in local galaxies indicates that more massive galaxies formed faster (probably with higher star formation efficiency) and at earlier times than lower mass galaxies, a phenomenon which is known as galaxy “downsizing”.
- The N/O and C/O abundance ratios, together with O/H, are used to obtain further information on galaxy evolution as nitrogen and carbon are characterized by longer production timescales than α -elements, and, therefore, provide important information on the evolutionary stage of galaxies and on other galaxy evolutionary processes (such as gas accretion and efficiency of star formation).
- X-ray observations have shown that the intracluster medium is highly enriched and with solar-like chemical abundances. The estimated global content of metals in massive clusters exceed significantly the amount of metals that are expected to be produced by the clusters’ galaxies. This is still an unsolved, open problem.
- AGN are currently one of the few ways to study metallicity in galaxies up to very high redshifts ($z > 7$). The metallicity information can generally be extracted only for gas in the so-called Broad Liner Region (BLR, on sub-parsec nuclear scales) and for the Narrow Line Region (NLR, on galactic scales).
- The BLR metallicity scales with black hole mass at all redshifts, which is likely tracing a combination of mass–metallicity relation in the host galaxy and $M_{\text{BH}}-M_{\text{gal}}$ relation, both already in place at early cosmic epochs..
- The metallicity of the BLR is generally very high (often a few/several times super-solar) and does not evolve with redshift. The latter is probably a consequence of observational selection effects (quasars are detected only when their black holes, and therefore their galaxies, are massive enough, and, therefore, already highly enriched).

- The metallicity of the NLR is lower than in the BLR, but still higher than in normal galaxies, probably as a consequence of dust destruction and enrichment by quasar-driven outflows. Also the NLR shows little evolution with redshift.
- Different types of models have been developed to reproduce and explain all these and other observations. The main contribution of the metallicity and chemical abundance analysis is to put strong constraints on the role and the properties of gas infall, galactic winds, stellar and AGN feedback, stellar yields, amount of re-accretion of gas and IMF. Both analytic and numerical models can now account for most of the observational results, but they often disagree on the dominant effects.
- The distribution of metal mass in the various components of the universe is still not well constrained; nevertheless, it appears that most of the metals have left the parent galaxies.

10.2 Open issues

Although impressive progress has been achieved in recent years, it is clear that several outstanding problems and uncertainties have yet to be faced by observations and theory.

The difficulty of accessing direct gas-phase metallicity tracers of the gas phase for the vast majority of galaxies, especially at high redshift, hence having to rely on strong-line diagnostics or photoionization models remains one of the main issues. Indeed, the latter methods are still prone to degeneracies with other galaxy parameters such as ionization parameter, shape of the ionizing continuum, relative chemical abundances, geometry, pressure and density of the ionized clouds, and the broad distribution of all these parameters inside galaxies; these issues make the comparison between different classes of galaxies and with models still difficult.

Within this context, it is not yet clear how much the evolution of the average excitation conditions of star-forming regions at high redshift (i.e., the evolution of the BPT diagrams) affects the metallicity determination of the gas phase through models or strong line diagnostics calibrated locally.

Similarly, it is still not clear if and how the FMR evolves at high redshift and, if so, why. As discussed, galaxies out to $z \sim 2.5$ follow the same FMR observed locally once consistent calibrations and a consistent formalism are adopted. However, the dispersion is larger at high redshift than locally and it is not clear why, i.e., whether this is a consequence of observational uncertainties or it truly reflects an evolution of the galaxy evolutionary mechanisms. Even more intriguing is the evolution of the FMR beyond $z \sim 2.5$, which is accompanied by a similar regime change in other properties of galactic and intergalactic properties around the same redshift (such as the evolution of the content of neutral atomic gas in galaxies, and the evolution of the DLA's mass–metallicity relation); this change of regime at $z \sim 2.5$ remains to be fully explained by models.

The redshift evolution of other scaling relations at high redshift, such as with gas content (either molecular or atomic) or with environment, cannot yet be investigated, due to the lack of data on these other properties, jointly to metallicity determinations.

Mainly because of sensitivity limitations, the measurement of the stellar metallicities at high redshift is still limited to very small samples, preventing us to investigate the evolution of scaling relations and the comparison with models at high redshift.

The investigation of metallicity gradients at high redshift is still largely hampered by the lack of spatial resolution. Gravitational lensing, the use of adaptive optics and HST have delivered nicely resolved metallicity maps for small samples, but we are still far from achieving the statistics obtained locally, which has made it possible to investigate metallicity gradients as a function of galaxy properties. Moreover, it is becoming clear that at high redshift metallicity variations within galaxies do not follow the same, simple radial behaviour as in local galaxies, but more complex non-radial variations, implying that a re-thinking of the metallicity gradients characterization is needed.

Models and numerical simulations have made an excellent progress during recent years and can nicely reproduce many of the observed metallicity properties in galaxies, locally and at high redshift. However, all models still suffer from a number of degeneracies and a-priori assumptions that are difficult to control or verify. The IMF (both in terms of shape and cut-offs) is one of the critical input parameters of models, which drastically affects their results. Models obviously depend even more critically on their particular choice of yields and enrichment delay times of stars with different masses. Result from models also depends on the assumed dependence of the outflow loading factor and star formation efficiency as a function of galaxy mass, star formation rate and AGN activity.

Numerical simulations are still limited by lack of high enough resolution to correctly model the subgrid physics associated with star formation and feedback by SNe and AGN. It is observed that the shape of some of the metallicity scaling relations depends on the adopted resolution. Higher resolution simulations can better capture the baryonic physics, but the unavoidably smaller volumes sampled by these simulations result both in a potential bias towards lower density environments and a shortage of massive systems, which may affect the comparison with observations, especially in terms of dependence on environment.

Another outstanding problem consists in the way models and observations are compared. As the actual shape of MZR and FMR depends on how the galaxies are selected, it is necessary to select the model galaxies for the comparison in the same way. This is only rarely done, and usually biased observed samples are compared with volume-limited model samples.

However, major progress on these various fronts is expected in the near future, thanks to the development of new observing facilities and new generation of models, as discussed in the next section.

10.3 Future prospects

In order to properly constrain models, and to advance our understanding of the mechanisms driving galaxy evolution, additional and more accurate observational data are needed.

The next generation of observing facilities and surveys will certainly enable a major step forward in this area of research in the next decade.

The James Webb Space Telescope (JWST) holds some of the major expectations. Its unprecedented sensitivity in the near/mid-IR bands, coupled with its high angular resolution, and multiple spectroscopic modes (including a multi-object spectroscopic mode, integral field units and slitless spectroscopy) will enable astronomers to probe

nebular emission lines that are metallicity diagnostics at high redshift, out to the re-ionization epoch and beyond, for several thousands of galaxies, including very low mass systems. Most importantly, JWST will enable astronomers to directly detect auroral lines in hundreds of individual galaxies, hence directly measure the metallicity and recalibrate the strong line diagnostics at different epochs. JWST will also deliver high-fidelity maps of the distribution of metals in hundreds of galaxies. The expectation of JWST is to trace the metallicity evolution of metals back to the first generation of stars, i.e., the so-called PopIII stars, formed out of primordial pristine gas.

On a similar time-frame the Extremely Large Telescopes (such as the Giant Magellan Telescope, GMT, the thirty-meter Telescope, TMT, and the European Extremely Large Telescope, E-ELT), with their huge collecting areas will deliver very high signal-to-noise spectra at intermediate spectral resolution of the stellar continuum in large samples of distant galaxies, therefore, enabling a major leap forward in the characterization of the stellar metallicities, relative chemical abundances (especially α/Fe) and the associated scaling relations at high redshift. The determination of metallicity gradients will also greatly benefit from the leap in angular resolution delivered by these telescopes, together with their adaptive optics systems. High-resolution spectroscopy, the technique that is most severely affected by photon starving, will probably be the area that will most benefit from the huge collecting area of these telescopes. The number of new systems that will be observable at high spectral resolution will increase by orders of magnitude (thanks to the steep luminosity function of quasars), hence enabling an unprecedented mapping of chemical elements across the universe through absorption systems, with the ultimate goal of finding the chemical signatures of the first generation of stars.

On shorter timescales, the advent of the next generation of high-multiplexing, optical, multi-object spectrographs on 4 m class telescopes, such as WEAVE on WHT and 4MOST on ESO/VISTA, will allow to expand the number of observed galaxies to several millions, obtain spectra at higher resolution, and increase the redshift range sampled. Even more interesting, the new near-IR multi-object spectrographs on 8 m class telescopes, such as PFS at Subaru and MOONS at the VLT, will deliver Sloan-like surveys at high redshift by providing near-IR spectra for millions of galaxies out to $z \sim 2$ and gas metallicities for hundreds of thousands of them. This will enable astronomers to explore the redshift evolution of the metallicity scaling relations with unprecedented statistics. The expected leap in statistics, volume and completeness for distant galaxies will make it possible to investigate, for the first time, the environmental effects on the metallicity scaling relations at high redshift. Stacking of hundreds/thousands of spectra is also expected to enable the investigation of the stellar metallicities and also to detect the auroral lines to recalibrate the strong line diagnostics at high redshift. The current generation of 8m-class telescopes with the next generation of adaptive-optics assisted spectrographs, such as VLT/ERIS, will be used to obtain spatially resolved metallicity for a large number of galaxies and with an higher level of accuracy.

For the warm/hot gas phase the short-lived Hitomi mission has given just a glimpse of the wealth of information that can be obtained through high-resolution high-sensitivity X-ray spectroscopy. The X-ray Imaging and Spectroscopy Mission (XRISM), to be launched in 2021 by JAXA and NASA with a European Space Agency

(ESA) participation, will provide observing capabilities similar to the Hitomi satellite and will, therefore, enable us to obtain detailed and accurate measurements of the hot plasma in galaxy clusters, in galactic halos and in galactic winds. This will finally enable astronomers to both derive a much more accurate budget of metals and to directly witness the metal enrichment of the CGM in different classes of galaxies. XARM will pave the way to Athena, the large X-ray observatory to be launched around 2028, which will trace the metallicity and chemical abundance of the hot gas even in distant systems, thanks to its unprecedented sensitivity.

The Atacama Large Millimeter Array (ALMA), which has recently entered in full operation is already delivering exceptional results. In the coming years it is expected to provide a detailed census of the molecular gas in galaxies across the cosmic epochs. The capability of tracing the transitions of multiple molecular species, involving several different elements and associated with different isotopes, will provide unique constraints on the star formation history and on the IMF, both locally and at high redshift.

The Square Kilometre Array (SKA), among many expected ground-breaking results, will finally provide a census of the content and distribution of atomic neutral gas in galaxies at high redshift, which is the key ingredient, still largely unconstrained, to understand galaxy evolution at high redshift and the role played by the HI gas reservoir in distant galaxies.

On longer timescales SPICA space mission, if selected by the European Space Agency (ESA), will offer a sensitivity improvement by orders of magnitude in the mid- and far-infrared spectroscopic ranges. By measuring fine-structure transitions of several chemical elements, SPICA will enable astronomers to trace the metal enrichment in several hundreds, or even thousands high- z galaxies, without being affected by dust extinction, hence probing, in an unbiased way, also the heavily obscured population of galaxies.

Acknowledgements It is a pleasure to thank the referee for a careful reading of the manuscript and many comments and insights. We also thank many colleagues for useful discussions and comments on the early manuscript, and suggestions in identifying the relevant results and the most important open problems: F. Belfiore, G. Cresci, M. Curti., P. Dayal, A. De Cia, G. De Lucia, M. E. De Rossi, V. D’Odorico, S. Ellison, A. Fabian, F. Fontanot, A. Gallazzi, B. James, R. Kennicutt, N. Kumari, A. Marconi, F. Matteucci, L. Origlia, Y. Peng, E. Perez-Montero, M. Pettini, J. Shaye, E. Spitoni, P. Torrey, F. Vincenzo, and S. Wuyts. We also thanks F. Vincenzo for the data used for Fig. 1. FM acknowledges support by PRIN INAF “ESKAPE-HI”. RM acknowledges ERC Advanced Grant 695671 “QUENCH” and support by the Science and Technology Facilities Council (STFC).

Open Access This article is distributed under the terms of the Creative Commons Attribution 4.0 International License (<http://creativecommons.org/licenses/by/4.0/>), which permits unrestricted use, distribution, and reproduction in any medium, provided you give appropriate credit to the original author(s) and the source, provide a link to the Creative Commons license, and indicate if changes were made.

References

- Agricola G (1556) *De Re Metallica*. Hieronymus Froben and Nicolaus Episcopus, Basel
- Akerman CJ, Carigi L, Nissen PE, Pettini M, Asplund M (2004) The evolution of the C/O ratio in metal-poor halo stars. *Astron Astrophys* 414:931–942. <https://doi.org/10.1051/0004-6361:20034188>. arXiv:astro-ph/0310472

- Allen MG, Groves BA, Dopita MA, Sutherland RS, Kewley LJ (2008) The MAPPINGS III library of fast radiative shock models. *Astrophys J Suppl* 178:20–55. <https://doi.org/10.1086/589652>. arXiv:0805.0204
- Aller LH (1942) The spectra of the emission nebulosities in Messier 33. *Astrophys J* 95:52. <https://doi.org/10.1086/144372>
- Aller LH (1954) The composition of the planetary Nebula NGC 7027. *Astrophys J* 120:401. <https://doi.org/10.1086/145931>
- Aller LH (ed) (1984) Physics of thermal gaseous nebulae. *Astrophys Sp Sci Lib*. <https://doi.org/10.1007/978-94-010-9639-3>
- Amorín R, Pérez-Montero E, Vílchez JM, Papaderos P (2012) The star formation history and metal content of the green peas. New detailed GTC-OSIRIS spectrophotometry of three galaxies. *Astrophys J* 749:185. <https://doi.org/10.1088/0004-637X/749/2/185>. arXiv:1202.3419
- Amorín R, Pérez-Montero E, Contini T, Vílchez JM, Bolzonella M, Tasca LAM, Lamareille F, Zamorani G, Maier C, Carollo CM, Kneib JP, Le Fèvre O, Lilly S, Mainieri V, Renzini A, Scodreggio M, Bardelli S, Bongiorno A, Caputi K, Cucciati O, de la Torre S, de Ravel L, Franzetti P, Garilli B, Iovino A, Kampczyk P, Knobel C, Kovač K, Le Borgne JF, Le Brun V, Mignoli M, Pellò R, Peng Y, Presotto V, Ricciardelli E, Silverman JD, Tanaka M, Tresse L, Vergani D, Zucca E (2015) Extreme emission-line galaxies out to $z \sim 1$ in zCOSMOS. I. Sample and characterization of global properties. *Astron Astrophys* 578:A105. <https://doi.org/10.1051/0004-6361/201322786>. arXiv:1403.3441
- Amorín R, Fontana A, Pérez-Montero E, Castellano M, Guaita L, Grazian A, Le Fèvre O, Ribeiro B, Schaefer D, Tasca LAM, Thomas R, Bardelli S, Cassarà L, Cassata P, Cimatti A, Contini T, de Barros S, Garilli B, Giavalisco M, Hathi N, Koekemoer A, Le Brun V, Lemaux BC, Maccagni D, Pentericci L, Pforr J, Talia M, Tresse L, Vanzella E, Vergani D, Zamorani G, Zucca E, Merlin E (2017) Analogues of primeval galaxies two billion years after the Big Bang. *Nat Astron* 1:0052. <https://doi.org/10.1038/s41550-017-0052>. arXiv:1701.04416
- Amorín RO, Pérez-Montero E, Vílchez JM (2010) On the oxygen and nitrogen chemical abundances and the evolution of the “green pea” galaxies. *Astrophys J Lett* 715:L128–L132. <https://doi.org/10.1088/2041-8205/715/2/L128>. arXiv:1004.4910
- Andrews BH, Martini P (2013) The mass–metallicity relation with the direct method on stacked spectra of SDSS galaxies. *Astrophys J Lett* 765:140. <https://doi.org/10.1088/0004-637X/765/2/140>. arXiv:1211.3418
- Andrievsky SM, Luck RE, Martin P, Lépine JRD (2004) The galactic abundance gradient from Cepheids. V. Transition zone between 10 and 11 kpc. *Astron Astrophys* 413:159–172. <https://doi.org/10.1051/0004-6361:20031528>
- Arabsalmani M, Møller P, Fynbo JPU, Christensen L, Freudling W, Savaglio S, Zafar T (2015a) On the mass–metallicity relation, velocity dispersion, and gravitational well depth of GRB host galaxies. *Mon Not R Astron Soc* 446:990–999. <https://doi.org/10.1093/mnras/stu2138>. arXiv:1410.3510
- Arabsalmani M, Møller P, Fynbo JPU, Christensen L, Freudling W, Savaglio S, Zafar T (2015b) On the mass–metallicity relation, velocity dispersion, and gravitational well depth of GRB host galaxies. *Mon Not R Astron Soc* 446:990–999. <https://doi.org/10.1093/mnras/stu2138>. arXiv:1410.3510
- Arabsalmani M, Møller P, Perley DA, Freudling W, Fynbo JPU, Le Flocc’h E, Zwaan MA, Schulze S, Tanvir NR, Christensen L, Levan AJ, Jakobsson P, Malesani D, Cano Z, Covino S, D’Elia V, Goldoni P, Gomboc A, Heintz KE, Sparre M, de Ugarte Postigo A, Vergani SD (2018) Mass and metallicity scaling relations of high-redshift star-forming galaxies selected by GRBs. *Mon Not R Astron Soc* 473:3312–3324. <https://doi.org/10.1093/mnras/stx2451>. arXiv:1709.06574
- Arav N, Gabel JR, Korista KT, Kaastra JS, Kriss GA, Behar E, Costantini E, Gaskell CM, Laor A, Kodituwakku CN, Proga D, Sako M, Scott JE, Steenbrugge KC (2007) Chemical abundances in an AGN environment: X-ray/UV campaign on the Markarian 279 outflow. *Astrophys J* 658:829–839. <https://doi.org/10.1086/511666>. arXiv:astro-ph/0611928
- Ascasibar Y, Gavilán M, Pinto N, Casado J, Rosales-Ortega F, Díaz AI (2015) Understanding chemical evolution in resolved galaxies—I. The local star fraction–metallicity relation. *Mon Not R Astron Soc* 448:2126–2134. <https://doi.org/10.1093/mnras/stv098>. arXiv:1406.6397
- Asplund M, Grevesse N, Sauval AJ, Scott P (2009) The chemical composition of the sun. *Ann Rev Astron Astrophys* 47:481–522. <https://doi.org/10.1146/annurev.astro.46.060407.145222>. arXiv:0909.0948
- Bañados E, Venemans BP, Mazzucchelli C, Farina EP, Walter F, Wang F, Decarli R, Stern D, Fan X, Davies FB, Hennawi JF, Simcoe RA, Turner ML, Rix HW, Yang J, Kelson DD, Rudie GC, Winters JM (2018)

- An 800-million-solar-mass black hole in a significantly neutral Universe at a redshift of 7.5. *Nature* 553:473–476. <https://doi.org/10.1038/nature25180>. arXiv:1712.01860
- Bacon R, Accardo M, Adjali L, Anwand H, Bauer S, Biswas I, Blaizot J, Boudon D, Brau-Nogue S, Brinchmann J, Caillier P, Capoani L, Carollo CM, Contini T, Couderc P, Daguisé E, Deiries S, Delabre B, Dreizler S, Dubois J, Dupieux M, Dupuy C, Emsellem E, Fechner T, Fleischmann A, François M, Gallou G, Gharsa T, Glindemann A, Gojak D, Guiderdoni B, Hansali G, Hahn N, Jarno A, Kelz A, Koehler C, Kosmalksi J, Laurent F, Le Floch M, Lilly SJ, Lizon JL, Loupias M, Manescau A, Monstein C, Nicklas H, Olaya JC, Pares L, Pasquini L, Pécontal-Rousset A, Pelló R, Petit C, Popow E, Reiss R, Remillieux A, Renault E, Roth M, Rupprecht G, Serre D, Schaye J, Soucail G, Steinmetz M, Streicher O, Stuk R, Valentin H, Vernet J, Weilbacher P, Wisotzki L, Yerle N (2010) The MUSE second-generation VLT instrument. In: *Ground-based and Airborne Instrumentation for Astronomy III*, Proc SPIE, vol 7735, p 773508. <https://doi.org/10.1117/12.856027>
- Bahé YM, Schaye J, Crain RA, McCarthy IG, Bower RG, Theuns T, McGee SL, Trayford JW (2017) The origin of the enhanced metallicity of satellite galaxies. *Mon Not R Astron Soc* 464:508–529. <https://doi.org/10.1093/mnras/stw2329>. arXiv:1609.03379
- Bailin J, Stinson G, Couchman H, Harris WE, Wadsley J, Shen S (2010) Consequences of cosmic microwave background-regulated star formation. *Astrophys J* 715:194–201. <https://doi.org/10.1088/0004-637X/715/1/194>. arXiv:1002.3555
- Baldry IK, Glazebrook K, Driver SP (2008) On the galaxy stellar mass function, the mass–metallicity relation and the implied baryonic mass function. *Mon Not R Astron Soc* 388:945–959. <https://doi.org/10.1111/j.1365-2966.2008.13348.x>. arXiv:0804.2892
- Baldwin JA, Phillips MM, Terlevich R (1981) Classification parameters for the emission-line spectra of extragalactic objects. *Publ Astron Soc Pac* 93:5–19. <https://doi.org/10.1086/130766>
- Balestra I, Tozzi P, Ettori S, Rosati P, Borgani S, Mainieri V, Norman C, Viola M (2007) Tracing the evolution in the iron content of the intra-cluster medium. *Astron Astrophys* 462:429–442. <https://doi.org/10.1051/0004-6361:20065568>. arXiv:astro-ph/0609664
- Balogh ML, Morris SL, Yee HKC, Carlberg RG, Ellingson E (1999) Differential galaxy evolution in cluster and field galaxies at $z \sim 0.3$. *Astrophys J* 527:54–79. <https://doi.org/10.1086/308056>. arXiv:astro-ph/9906470
- Balogh ML, Navarro JF, Morris SL (2000) The origin of star formation gradients in rich galaxy clusters. *Astrophys J* 540:113–121. <https://doi.org/10.1086/309323>. arXiv:astro-ph/0004078
- Balser DS, Rood RT, Bania TM, Anderson LD (2011) HII region metallicity distribution in the Milky Way disk. *Astrophys J* 738:27. <https://doi.org/10.1088/0004-637X/738/1/27>. arXiv:1106.1660
- Bamford SP, Rojas AL, Nichol RC, Miller CJ, Wasserman L, Genovese CR, Freeman PE (2008) Revealing components of the galaxy population through non-parametric techniques. *Mon Not R Astron Soc* 391:607–616. <https://doi.org/10.1111/j.1365-2966.2008.13963.x>. arXiv:0809.2800
- Barrera-Ballesteros JK, Heckman TM, Zhu GB, Zakamska NL, Sánchez SF, Law D, Wake D, Green JE, Bizyaev D, Oravetz D, Simmons A, Malanushenko E, Pan K, Roman Lopes A, Lane RR (2016) Do galaxy global relationships emerge from local ones? The SDSS IV MaNGA surface mass density–metallicity relation. *Mon Not R Astron Soc* 463:2513–2522. <https://doi.org/10.1093/mnras/stw1984>. arXiv:1609.01740
- Barrera-Ballesteros JK, Sánchez SF, Heckman T, Blanc GA, The MaNGA Team (2017) Separate ways: the mass–metallicity relation does not strongly correlate with star formation rate in SDSS-IV MaNGA galaxies. *Astrophys J* 844:80. <https://doi.org/10.3847/1538-4357/aa7aa9>. arXiv:1706.09893
- Barrera-Ballesteros JK, Heckman T, Sánchez SF, Zakamska NL, Cleary J, Zhu G, Brinkmann J, Drory N, The MaNGA Team (2018) SDSS-IV MaNGA: what shapes the distribution of metals in galaxies? Exploring the roles of the local gas fraction and escape velocity. *Astrophys J* 852:74. <https://doi.org/10.3847/1538-4357/aa9b31>. arXiv:1711.10492
- Becker GD, Sargent WLW, Rauch M, Carswell RF (2012) Iron and α -element production in the first one billion years after the big bang. *Astrophys J* 744:91. <https://doi.org/10.1088/0004-637X/744/2/91>. arXiv:1111.4843
- Bedregal AG, Cardiel N, Aragón-Salamanca A, Merrifield MR (2011) Stellar population gradients in Fornax cluster S0 galaxies: connecting bulge and disc evolution. *Mon Not R Astron Soc* 415:2063–2080. <https://doi.org/10.1111/j.1365-2966.2011.18752.x>. arXiv:1103.4378
- Beers TC, Christlieb N (2005) The discovery and analysis of very metal-poor stars in the galaxy. *Ann Rev Astron Astrophys* 43:531–580. <https://doi.org/10.1146/annurev.astro.42.053102.134057>

- Belfiore F, Maiolino R, Bundy K, Thomas D, Maraston C, Wilkinson D, Sánchez SF, Bershady M, Blanc GA, Bothwell M, Cales SL, Coccato L, Drory N, Emsellem E, Fu H, Gelfand J, Law D, Masters K, Parejko J, Tremonti C, Wake D, Weijmans A, Yan R, Xiao T, Zhang K, Zheng T, Bizyaev D, Kinemuchi K, Oravetz D, Simmons A (2015) P-MaNGA galaxies: emission-lines properties—gas ionization and chemical abundances from prototype observations. *Mon Not R Astron Soc* 449:867–900. <https://doi.org/10.1093/mnras/stv296>. arXiv:1410.7781
- Belfiore F, Maiolino R, Bothwell M (2016a) Galaxy gas flows inferred from a detailed, spatially resolved metal budget. *Mon Not R Astron Soc* 455:1218–1236. <https://doi.org/10.1093/mnras/stv2332>. arXiv:1503.06823
- Belfiore F, Maiolino R, Maraston C, Emsellem E, Bershady MA, Masters KL, Yan R, Bizyaev D, Boquien M, Brownstein JR, Bundy K, Drory N, Heckman TM, Law DR, Roman-Lopes A, Pan K, Stanghellini L, Thomas D, Weijmans AM, Westfall KB (2016b) SDSS IV MaNGA—spatially resolved diagnostic diagrams: a proof that many galaxies are LIERs. *Mon Not R Astron Soc* 461:3111–3134. <https://doi.org/10.1093/mnras/stw1234>. arXiv:1605.07189
- Belfiore F, Maiolino R, Tremonti C, Sánchez SF, Bundy K, Bershady M, Westfall K, Lin L, Drory N, Boquien M, Thomas D, Brinkmann J (2017) SDSS IV MaNGA—metallicity and nitrogen abundance gradients in local galaxies. *Mon Not R Astron Soc* 469:151–170. <https://doi.org/10.1093/mnras/stx789>. arXiv:1703.03813
- Belfiore F, Maiolino R, Bundy K, Masters K, Bershady M, Oyarzún GA, Lin L, Cano-Diaz M, Wake D, Spindler A, Thomas D, Brownstein JR, Drory N, Yan R (2018) SDSS IV MaNGA—sSFR profiles and the slow quenching of discs in green valley galaxies. *Mon Not R Astron Soc* 477:3014–3029. <https://doi.org/10.1093/mnras/sty768>. arXiv:1710.05034
- Belli S, Jones T, Ellis RS, Richard J (2013) Testing the universality of the fundamental metallicity relation at high redshift using low-mass gravitationally lensed galaxies. *Astrophys J* 772:141. <https://doi.org/10.1088/0004-637X/772/2/141>. arXiv:1302.3614
- Bensby T, Feltzing S (2006) The origin and chemical evolution of carbon in the Galactic thin and thick discs. *Mon Not R Astron Soc* 367:1181–1193. <https://doi.org/10.1111/j.1365-2966.2006.10037.x>. arXiv:astro-ph/0601130
- Bensby T, Alves-Brito A, Oey MS, Yong D, Meléndez J (2010) The first chemical abundance analysis of K giants in the inner Galactic disc. *Astron Astrophys* 516:L13. <https://doi.org/10.1051/0004-6361/201014809>. arXiv:1004.2833
- Benson AJ (2012) G ALACTICUS: a semi-analytic model of galaxy formation. *N Astron* 17:175–197. <https://doi.org/10.1016/j.newast.2011.07.004>. arXiv:1008.1786
- van den Bergh S (1968) The galaxies of the local group. *J R Astron Soc Can* 62:145
- Berg DA, Skillman ED, Marble AR (2011) Re-examining high abundance sloan digital sky survey mass–metallicity outliers: high N/O, evolved Wolf–Rayet galaxies? *Astrophys J* 738:2. <https://doi.org/10.1088/0004-637X/738/1/2>. arXiv:1105.4556
- Berg DA, Skillman ED, Marble AR, van Zee L, Engelbracht CW, Lee JC, Kennicutt RC Jr, Calzetti D, Dale DA, Johnson BD (2012) Direct oxygen abundances for low-luminosity LVL galaxies. *Astrophys J* 754:98. <https://doi.org/10.1088/0004-637X/754/2/98>. arXiv:1205.6782
- Berg DA, Skillman ED, Garnett DR, Croxall KV, Marble AR, Smith JD, Gordon K, Kennicutt RC Jr (2013) New radial abundance gradients for NGC 628 and NGC 2403. *Astrophys J* 775:128. <https://doi.org/10.1088/0004-637X/775/2/128>. arXiv:1309.0584
- Berg DA, Skillman ED, Croxall KV, Pogge RW, Moustakas J, Johnson-Groh M (2015a) CHAOS I. Direct chemical abundances for HII regions in NGC 628. *Astrophys J* 806:16. <https://doi.org/10.1088/0004-637X/806/1/16>. arXiv:1501.02270
- Berg DA, Skillman ED, Henry RBC, Erb DK, Carigi L (2016a) Carbon and oxygen abundances in low metallicity dwarf galaxies. *Astrophys J* 827:126. <https://doi.org/10.3847/0004-637X/827/2/126>. arXiv:1605.06152
- Berg DA, Erb DK, Auger MW, Pettini M, Brammer GB (2018) A window on the earliest star formation: extreme photoionization conditions of a high-ionization, low-metallicity lensed galaxy at $z \sim 2$. *Astrophys J* 859:164. <https://doi.org/10.3847/1538-4357/aab7fa>. arXiv:1803.02340
- Berg TAM, Ellison SL, Prochaska JX, Venn KA, Dessauges-Zavadsky M (2015b) The chemistry of the most metal-rich damped Lyman α systems at $z \sim 2$ —II. Context with the local group. *Mon Not R Astron Soc* 452:4326–4346. <https://doi.org/10.1093/mnras/stv1577>. arXiv:1507.08311
- Berg TAM, Ellison SL, Sánchez-Ramírez R, Prochaska JX, Lopez S, D’Odorico V, Becker G, Christensen L, Cupani G, Denney K, Worseck G (2016b) Chemical abundances of the damped Lyman α systems in

- the XQ-100 survey. *Mon Not R Astron Soc* 463:3021–3037. <https://doi.org/10.1093/mnras/stw2232>. arXiv:1609.05968
- Berger E, Chornock R, Lunnan R, Foley R, Czekala I, Rest A, Leibler C, Soderberg AM, Roth K, Narayan G, Huber ME, Milisavljevic D, Sanders NE, Drout M, Margutti R, Kirshner RP, Marion GH, Challis PJ, Riess AG, Smartt SJ, Burgett WS, Hodapp KW, Heasley JN, Kaiser N, Kudritzki RP, Magnier EA, McCrum M, Price PA, Smith K, Tonry JL, Wainscoat RJ (2012) Ultraluminous supernovae as a new probe of the interstellar medium in distant galaxies. *Astrophys J Lett* 755:L29. <https://doi.org/10.1088/2041-8205/755/2/L29>. arXiv:1206.4050
- Bian F, Kewley LJ, Dopita MA, Juneau S (2016) Local analogs for high-redshift galaxies: resembling the physical conditions of the interstellar medium in high-redshift galaxies. *Astrophys J* 822:62. <https://doi.org/10.3847/0004-637X/822/2/62>. arXiv:1603.05275
- Bian F, Kewley LJ, Dopita MA, Blanc GA (2017) Mass–metallicity relation for local analogs of high-redshift galaxies: implications for the evolution of the mass–metallicity relations. *Astrophys J* 834:51. <https://doi.org/10.3847/1538-4357/834/1/51>. arXiv:1611.08595
- Bian F, Kewley LJ, Dopita MA (2018) Direct gas-phase metallicity in local analogs of high-redshift galaxies: empirical metallicity calibrations for high-redshift star-forming galaxies. *Astrophys J* 859:175. <https://doi.org/10.3847/1538-4357/aabd74>. arXiv:1805.08224
- Binette L (1985) Photoionization models for liners—gas distribution and abundances. *Astron Astrophys* 143:334–346
- Binette L, Matadamas R, Hägele GF, Nicholls DC, Magris CG, Peña-Guerrero MÁ, Morisset C, Rodríguez-González A (2012) Discrepancies between the [OIII] and [SIII] temperatures in HII regions. *Astron Astrophys* 547:A29. <https://doi.org/10.1051/0004-6361/201219515>. arXiv:1209.0808
- Blanc G, Greggio L (2008) Supernova progenitors and iron density evolution from SN rate evolution measurements. *New Astron* 13:606–618. <https://doi.org/10.1016/j.newast.2008.03.010>. arXiv:0803.3793
- Blanc GA, Kewley L, Vogt FPA, Dopita MA (2015) IZI: inferring the gas phase metallicity (Z) and ionization parameter (q) of ionized nebulae using Bayesian statistics. *Astrophys J* 798:99. <https://doi.org/10.1088/0004-637X/798/2/99>. arXiv:1410.8146
- Bonifacio P, Sbordone L, Marconi G, Pasquini L, Hill V (2004) The Sgr dSph hosts a metal-rich population. *Astron Astrophys* 414:503–514. <https://doi.org/10.1051/0004-6361:20031692>. arXiv:astro-ph/0310872
- Borquet BCJ, Edmonds D, Arav N, Dunn J, Kriss GA (2012) A 10 kpc scale Seyfert galaxy outflow: HST/COS observations of IRAS F22456–5125. *Astrophys J* 751:107. <https://doi.org/10.1088/0004-637X/751/2/107>. arXiv:1205.0189
- Bothwell MS, Maiolino R, Kennicutt R, Cresci G, Mannucci F, Marconi A, Ciccone C (2013) A fundamental relation between the metallicity, gas content and stellar mass of local galaxies. *Mon Not R Astron Soc* 433:1425–1435. <https://doi.org/10.1093/mnras/stt817>. arXiv:1304.4940
- Bothwell MS, Maiolino R, Ciccone C, Peng Y, Wagg J (2016a) Galaxy metallicities depend primarily on stellar mass and molecular gas mass. *Astron Astrophys* 595:A48. <https://doi.org/10.1051/0004-6361/201527918>. arXiv:1606.04102
- Bothwell MS, Maiolino R, Peng Y, Ciccone C, Griffith H, Wagg J (2016b) Molecular gas as the driver of fundamental galactic relations. *Mon Not R Astron Soc* 455:1156–1170. <https://doi.org/10.1093/mnras/stv2121>. arXiv:1507.01004
- Bouché N, Lehnert MD, Aguirre A, Péroux C, Bergeron J (2007) The missing metals problem—III. How many metals are expelled from galaxies? *Mon Not R Astron Soc* 378:525–540. <https://doi.org/10.1111/j.1365-2966.2007.11740.x>. arXiv:astro-ph/0703509
- Bouché N, Dekel A, Genzel R, Genel S, Cresci G, Förster Schreiber NM, Shapiro KL, Davies RI, Tacconi L (2010) The impact of cold gas accretion above a mass floor on galaxy scaling relations. *Astrophys J* 718:1001–1018. <https://doi.org/10.1088/0004-637X/718/2/1001>. arXiv:0912.1858
- Bournaud F, Daddi E, Elmegreen BG, Elmegreen DM, Nesvadba N, Vanzella E, di Matteo P, Le Tiran L, Lehnert M, Elbaz D (2008) Observations and modeling of a clumpy galaxy at $z = 1.6$. Spectroscopic clues to the origin and evolution of chain galaxies. *Astron Astrophys* 486:741–753. <https://doi.org/10.1051/0004-6361:20079250>. arXiv:0803.3831
- Bovy J, Rix HW, Hogg DW (2012) The Milky Way has no distinct thick disk. *Astrophys J* 751:131. <https://doi.org/10.1088/0004-637X/751/2/131>. arXiv:1111.6585
- Bowen DV, Jenkins EB, Pettini M, Tripp TM (2005) A comparison of absorption- and emission-line abundances in the nearby damped Ly α galaxy SBS 1543+593. *Astrophys J* 635:880–893. <https://doi.org/10.1086/497617>. arXiv:astro-ph/0509002

- Bresolin F (2007) The oxygen abundance in the inner HII regions of M101: implications for the calibration of strong-line metallicity indicators. *Astrophys J* 656:186–197. <https://doi.org/10.1086/510380>. [arXiv:astro-ph/0610690](https://arxiv.org/abs/astro-ph/0610690)
- Bresolin F, Schaerer D, González Delgado RM, Stasińska G (2005) A VLT study of metal-rich extragalactic HII regions. I. Observations and empirical abundances. *Astron Astrophys* 441:981–997. <https://doi.org/10.1051/0004-6361:20053369>. [arXiv:astro-ph/0506088](https://arxiv.org/abs/astro-ph/0506088)
- Bresolin F, Gieren W, Kudritzki RP, Pietrzyński G, Urbaneja MA, Carraro G (2009a) Extragalactic chemical abundances: do HII regions and young stars tell the same story? The case of the spiral galaxy NGC 300. *Astrophys J* 700:309–330. <https://doi.org/10.1088/0004-637X/700/1/309>. [arXiv:0905.2791](https://arxiv.org/abs/0905.2791)
- Bresolin F, Ryan-Weber E, Kennicutt RC, Goddard Q (2009b) The flat oxygen abundance gradient in the extended disk of M83. *Astrophys J* 695:580–595. <https://doi.org/10.1088/0004-637X/695/1/580>. [arXiv:0901.1127](https://arxiv.org/abs/0901.1127)
- Bresolin F, Kennicutt RC, Ryan-Weber E (2012) Gas metallicities in the extended disks of NGC 1512 and NGC 3621. Chemical signatures of metal mixing or enriched gas accretion? *Astrophys J* 750:122. <https://doi.org/10.1088/0004-637X/750/2/122>. [arXiv:1203.0956](https://arxiv.org/abs/1203.0956)
- Bresolin F, Kudritzki RP, Urbaneja MA, Gieren W, Ho IT, Pietrzyński G (2016) Young stars and ionized nebulae in M83: comparing chemical abundances at high metallicity. *Astrophys J* 830:64. <https://doi.org/10.3847/0004-637X/830/2/64>. [arXiv:1607.06840](https://arxiv.org/abs/1607.06840)
- Brinchmann J, Charlot S, White SDM, Tremonti C, Kauffmann G, Heckman T, Brinkmann J (2004) The physical properties of star-forming galaxies in the low-redshift Universe. *Mon Not R Astron Soc* 351:1151–1179. <https://doi.org/10.1111/j.1365-2966.2004.07881.x>. [arXiv:astro-ph/0311060](https://arxiv.org/abs/astro-ph/0311060)
- Brinchmann J, Pettini M, Charlot S (2008) New insights into the stellar content and physical conditions of star-forming galaxies at $z = 2 - 3$ from spectral modelling. *Mon Not R Astron Soc* 385:769–782. <https://doi.org/10.1111/j.1365-2966.2008.12914.x>. [arXiv:0801.1678](https://arxiv.org/abs/0801.1678)
- Brisbin D, Harwit M (2012) Galaxy mass, metallicity, radius, and star formation rates. *Astrophys J* 750:142. <https://doi.org/10.1088/0004-637X/750/2/142>. [arXiv:1110.5862](https://arxiv.org/abs/1110.5862)
- Brook CB, Stinson G, Gibson BK, Shen S, Macciò AV, Obreja A, Wadsley J, Quinn T (2014) MaGICC baryon cycle: the enrichment history of simulated disc galaxies. *Mon Not R Astron Soc* 443:3809–3818. <https://doi.org/10.1093/mnras/stu1406>. [arXiv:1306.5766](https://arxiv.org/abs/1306.5766)
- Brooks AM, Governato F, Booth CM, Willman B, Gardner JP, Wadsley J, Stinson G, Quinn T (2007) The origin and evolution of the mass–metallicity relationship for galaxies: results from cosmological N-body simulations. *Astrophys J Lett* 655:L17–L20. <https://doi.org/10.1086/511765>. [arXiv:astro-ph/0609620](https://arxiv.org/abs/astro-ph/0609620)
- Brown JS, Martini P, Andrews BH (2016) A recalibration of strong-line oxygen abundance diagnostics via the direct method and implications for the high-redshift universe. *Mon Not R Astron Soc* 458:1529–1547. <https://doi.org/10.1093/mnras/stw392>. [arXiv:1602.01087](https://arxiv.org/abs/1602.01087)
- Brown T, Cortese L, Catinella B, Kilborn V (2018) The role of atomic hydrogen in regulating the scatter of the mass–metallicity relation. *Mon Not R Astron Soc* 473:1868–1878. <https://doi.org/10.1093/mnras/stx2452>. [arXiv:1709.07890](https://arxiv.org/abs/1709.07890)
- Bruzual G, Charlot S (2003) Stellar population synthesis at the resolution of 2003. *Mon Not R Astron Soc* 344:1000–1028. <https://doi.org/10.1046/j.1365-8711.2003.06897.x>. [arXiv:astro-ph/0309134](https://arxiv.org/abs/astro-ph/0309134)
- Bryant JJ, Owers MS, Robotham ASG, Croom SM, Driver SP, Drinkwater MJ, Lorente NPF, Cortese L, Scott N, Colless M, Schaefer A, Taylor EN, Konstantopoulos IS, Allen JT, Baldry I, Barnes L, Bauer AE, Bland-Hawthorn J, Bloom JV, Brooks AM, Brough S, Cecil G, Couch W, Croton D, Davies R, Ellis S, Fogarty LMR, Foster C, Glazebrook K, Goodwin M, Green A, Gunawardhana ML, Hampton E, Ho IT, Hopkins AM, Kewley L, Lawrence JS, Leon-Saval SG, Leslie S, McElroy R, Lewis G, Liske J, López-Sánchez ÁR, Mahajan S, Medling AM, Metcalfe N, Meyer M, Mould J, Obreschkow D, O’Toole S, Pracy M, Richards SN, Shanks T, Sharp R, Sweet SM, Thomas AD, Tonini C, Walcher CJ (2015) The SAMI galaxy survey: instrument specification and target selection. *Mon Not R Astron Soc* 447:2857–2879. <https://doi.org/10.1093/mnras/stu2635>. [arXiv:1407.7335](https://arxiv.org/abs/1407.7335)
- Bundy K, Bershady MA, Law DR, Yan R, Drory N, MacDonald N, Wake DA, Cherinka B, Sánchez-Gallego JR, Weijmans AM, Thomas D, Tremonti C, Masters K, Coccato L, Diamond-Stanic AM, Aragón-Salamanca A, Avila-Reese V, Badenes C, Falcón-Barroso J, Belfiore F, Bizyaev D, Blanc GA, Bland-Hawthorn J, Blanton MR, Brownstein JR, Byler N, Cappellari M, Conroy C, Dutton AG, Emsellem E, Etherington J, Frinchaboy PM, Fu H, Gunn JE, Harding P, Johnston EJ, Kauffmann G, Kinemuchi K, Klaene MA, Knapen JH, Leauthaud A, Li C, Lin L, Maiolino R, Malanushenko V, Malanushenko E, Mao S, Maraston C, McDermid RM, Merrifield MR, Nichol RC, Oravetz D, Pan K, Parejko JK, Sanchez SF, Schlegel D, Simmons A, Steele O, Steinmetz M, Thanjavur K, Thompson

- BA, Tinker JL, van den Bosch RCE, Westfall KB, Wilkinson D, Wright S, Xiao T, Zhang K (2015) Overview of the SDSS-IV MaNGA survey: mapping nearby galaxies at apache point observatory. *Astrophys J* 798:7. <https://doi.org/10.1088/0004-637X/798/1/7>. arXiv:1412.1482
- Buonanno R, Corsi CE, Fusi Pecci F, Hardy E, Zinn R (1985) Color-magnitude diagrams for the clusters and the field of the Fornax dwarf spheroidal galaxy. *Astron Astrophys* 152:65–84
- Buote DA, Zappacosta L, Fang T, Humphrey PJ, Gastaldello F, Tagliaferri G (2009) X-ray absorption by WHIM in the sculptor wall. *Astrophys J* 695:1351–1356. <https://doi.org/10.1088/0004-637X/695/2/1351>. arXiv:0901.3802
- Bustamante S, Sparre M, Springel V, Grand RJJ (2018) Merger-induced metallicity dilution in cosmological galaxy formation simulations. *Mon Not R Astron Soc* 479:3381–3392. <https://doi.org/10.1093/mnras/sty1692>. arXiv:1712.03250
- Byler N, Dalcanton JJ, Conroy C, Johnson BD, Levesque EM, Berg DA (2018) Stellar and nebular diagnostics in the ultraviolet for star-forming galaxies. *Astrophys J* 863:14. <https://doi.org/10.3847/1538-4357/aacd50>. arXiv:1803.04425
- Cacho R, Sánchez-Blázquez P, Gorgas J, Pérez I (2014) Gaseous-phase metallicities and stellar populations in the centres of barred galaxies. *Mon Not R Astron Soc* 442:2496–2510. <https://doi.org/10.1093/mnras/stu935>. arXiv:1406.6885
- Caffau E, Bonifacio P, François P, Sbordone L, Monaco L, Spite M, Spite F, Ludwig HG, Cayrel R, Zaggia S, Hammer F, Randich S, Molaro P, Hill V (2011) An extremely primitive star in the Galactic halo. *Nature* 477:67–69. <https://doi.org/10.1038/nature10377>. arXiv:1203.2612
- Calabrò A, Amorín R, Fontana A, Pérez-Montero E, Lemaux BC, Ribeiro B, Bardelli S, Castellano M, Contini T, De Barros S, Garilli B, Grazian A, Guaita L, Hathi NP, Koekemoer AM, Le Fèvre O, Maccagni D, Pentericci L, Schaerer D, Talia M, Tasca LAM, Zucca E (2017) Characterization of star-forming dwarf galaxies at $0.1 < z < 0.9$ in VUDS: probing the low-mass end of the mass–metallicity relation. *Astron Astrophys* 601:A95. <https://doi.org/10.1051/0004-6361/201629762>. arXiv:1701.04418
- Calabrò A, Daddi E, Cassata P, Onodera M, Gobat R, Puglisi A, Jin S, Liu D, Amorín R, Arimoto N, Boquien M, Carraro R, Elbaz D, Ibar E, Juneau S, Mannucci F, Méndez Hernández H, Oliva E, Rodighiero G, Valentino F, Zanella A (2018) Near-infrared emission lines in starburst galaxies at $0.5 < z < 0.9$: discovery of a merger sequence of extreme obscurations. *Astrophys J Lett* 862:L22. <https://doi.org/10.3847/2041-8213/aad33e>. arXiv:1807.04350
- Calderone G, Nicastro L, Ghisellini G, Dotti M, Sbarrato T, Shankar F, Colpi M (2017) QSFIT: automatic analysis of optical AGN spectra. *Mon Not R Astron Soc* 472:4051–4080. <https://doi.org/10.1093/mnras/stx2239>. arXiv:1612.01580
- Calura F, Matteucci F (2004) Cosmic metal production and the mean metallicity of the Universe. *Mon Not R Astron Soc* 350:351–364. <https://doi.org/10.1111/j.1365-2966.2004.07648.x>. arXiv:astro-ph/0401462
- Calura F, Menci N (2009) Chemical evolution of local galaxies in a hierarchical model. *Mon Not R Astron Soc* 400:1347–1365. <https://doi.org/10.1111/j.1365-2966.2009.15440.x>. arXiv:0907.3729
- Calura F, Pipino A, Matteucci F (2008) The cycle of interstellar dust in galaxies of different morphological types. *A&A* 479:669–685. <https://doi.org/10.1051/0004-6361:20078090>. arXiv:0706.2197
- Campbell A, Terlevich R, Melnick J (1986) The stellar populations and evolution of HII galaxies. I - High signal-to-noise optical spectroscopy. *Mon Not R Astron Soc* 223:811–825. <https://doi.org/10.1093/mnras/223.4.811>
- Cappellari M (2017) Improving the full spectrum fitting method: accurate convolution with Gauss-Hermite functions. *Mon Not R Astron Soc* 466:798–811. <https://doi.org/10.1093/mnras/stw3020>. arXiv:1607.08538
- Cardamone C, Schawinski K, Sarzi M, Bamford SP, Bennert N, Urry CM, Lintott C, Keel WC, Parejko J, Nichol RC, Thomas D, Andreescu D, Murray P, Raddick MJ, Slosar A, Szalay A, Vandenberg J (2009) Galaxy zoo green peas: discovery of a class of compact extremely star-forming galaxies. *Mon Not R Astron Soc* p 1256. <https://doi.org/10.1111/j.1365-2966.2009.15383.x>. arXiv:0907.4155
- Carigi L (2000) Carbon and oxygen galactic abundance gradients: a comparative study of stellar yields. *Rev Mex Astron Astrof* 36:171–184. arXiv:astro-ph/0005042
- Carigi L, Peimbert M (2011) HII regions and protosolar abundances in galactic chemical evolution. *Rev Mex Astron Astrof* 47:139–158
- Carniani S, Maiolino R, Pallottini A, Vallini L, Pentericci L, Ferrara A, Castellano M, Vanzella E, Grazian A, Gallerani S, Santini P, Wagg J, Fontana A (2017) Extended ionised and clumpy gas in a normal

- galaxy at $z = 7.1$ revealed by ALMA. *Astron Astrophys* 605:A42. <https://doi.org/10.1051/0004-6361/201630366>. arXiv:1701.03468
- Carniani S, Maiolino R, Amorin R, Pentericci L, Pallottini A, Ferrara A, Willott CJ, Smit R, Matthee J, Sobral D, Santini P, Castellano M, De Barros S, Fontana A, Grazian A, Guaita L (2018) Kiloparsec-scale gaseous clumps and star formation at $z = 5 - 7$. *Mon Not R Astron Soc* 478:1170–1184. <https://doi.org/10.1093/mnras/sty1088>. arXiv:1712.03985
- Carollo D, Beers TC, Lee YS, Chiba M, Norris JE, Wilhelm R, Sivarani T, Marsteller B, Munn JA, Bailer-Jones CAL, Fiorentin PR, York DG (2007) Two stellar components in the halo of the Milky Way. *Nature* 450:1020–1025. <https://doi.org/10.1038/nature06460>. arXiv:0706.3005
- Carretero C, Vazdekis A, Beckman JE, Sánchez-Blázquez P, Gorgas J (2004) On the environmental dependence of the cluster galaxy assembly timescale. *Astrophys J Lett* 609:L45–L48. <https://doi.org/10.1086/422749>. arXiv:astro-ph/0405512
- Carretero C, Vazdekis A, Beckman JE (2007) Stellar populations of massive elliptical galaxies in very rich clusters. *Mon Not R Astron Soc* 375:1025–1033. <https://doi.org/10.1111/j.1365-2966.2006.11370.x>. arXiv:astro-ph/0612119
- Carton D, Brinchmann J, Contini T, Epinat B, Finley H, Richard J, Patrício V, Schaye J, Nanayakkara T, Weilbacher PM, Wisotzki L (2018) First gas-phase metallicity gradients of $0.1 \lesssim z \lesssim 0.8$ galaxies with MUSE. *Mon Not R Astron Soc* 478:4293–4316. <https://doi.org/10.1093/mnras/sty1343>. arXiv:1805.08131
- Caselli P, Benson PJ, Myers PC, Tafalla M (2002) Dense Cores in Dark Clouds. XIV. N_2H^+ (1-0) Maps of Dense cloud cores. *Astrophys J Lett* 572:238–263. <https://doi.org/10.1086/340195>. arXiv:astro-ph/0202173
- Castellanos M, Díaz AI, Terlevich E (2002) A comprehensive study of reported high-metallicity giant HII regions—I. Detailed abundance analysis. *Mon Not R Astron Soc* 329:315–335. <https://doi.org/10.1046/j.1365-8711.2002.04987.x>. arXiv:astro-ph/0109115
- Castro CS, Dors OL, Cardaci MV, Hägele GF (2017) New metallicity calibration for Seyfert 2 galaxies based on the N2O2 index. *Mon Not R Astron Soc* 467:1507–1514. <https://doi.org/10.1093/mnras/stx150>. arXiv:1701.04997
- Cayrelm R, Depagne E, Spite M, Hill V, Spite F, François P, Plez B, Beers T, Primas F, Andersen J, Barbuy B, Bonifacio P, Molaro P, Nordström B (2004) Firt stars V - Abundance patterns from C to Zn and supernova yields in the early galaxy. *Astron Astrophys* 416:1117–1138. <https://doi.org/10.1051/0004-6361:20034074>. arXiv:astro-ph/0311082
- Centurión M, Molaro P, Vladilo G, Péroux C, Levshakov SA, D’Odorico V (2003) Early stages of nitrogen enrichment in galaxies: clues from measurements in damped Lyman alpha systems. *Astron Astrophys* 403:55–72. <https://doi.org/10.1051/0004-6361:20030273>. arXiv:astro-ph/0302032
- Cescutti G, Romano D, Matteucci F, Chiappini C, Hirschi R (2015) The role of neutron star mergers in the chemical evolution of the Galactic halo. *Astron Astrophys* 577:A139. <https://doi.org/10.1051/0004-6361/201525698>. arXiv:1503.02954
- Ceverino D, Almeida JS, Tuñón CM, Dekel A, Elmegreen BG, Elmegreen DM, Primack J (2016) Gas inflow and metallicity drops in star-forming galaxies. *Mon Not R Astron Soc* 457:2605–2612. <https://doi.org/10.1093/mnras/stw064>. arXiv:1509.02051
- Chen L, Hou JL, Wang JJ (2003) On the Galactic disk metallicity distribution from open clusters. I. New catalogs and abundance gradient. *Astrophys J* 125:1397–1406. <https://doi.org/10.1086/367911>. arXiv:astro-ph/0212542
- Chevalier RA, Kirshner RP, Raymond JC (1980) The optical emission from a fast shock wave with application to supernova remnants. *Astrophys J* 235:186–195. <https://doi.org/10.1086/157623>
- Chevallard J, Charlot S (2016) Modelling and interpreting spectral energy distributions of galaxies with BEAGLE. *Mon Not R Astron Soc* 462:1415–1443. <https://doi.org/10.1093/mnras/stw1756>. arXiv:1603.03037
- Chiappini C, Gratton R (1997) The chemical evolution of the galaxy: the two-infall model. *Astrophys J* 477:765–780 arXiv:astro-ph/9609199
- Chiappini C, Matteucci F, Romano D (2001) Abundance gradients and the formation of the Milky Way. *ApJ* 554:1044–1058. <https://doi.org/10.1086/321427>. arXiv:astro-ph/0102134
- Chiappini C, Romano D, Matteucci F (2003) Oxygen, carbon and nitrogen evolution in galaxies. *Mon Not R Astron Soc* 339:63–81. <https://doi.org/10.1046/j.1365-8711.2003.06154.x>. arXiv:astro-ph/0209627

- Chiappini C, Matteucci F, Ballero SK (2005) The origin of nitrogen. Implications of recent measurements of N/O in Galactic metal-poor halo stars. *Astron Astrophys* 437:429–436. <https://doi.org/10.1051/0004-6361:20042292>. arXiv:astro-ph/0503492
- Chisholm J, Tremonti C, Leitherer C (2018) Metal-enriched galactic outflows shape the mass–metallicity relationship. *Mon Not R Astron Soc* 481:1690–1706. <https://doi.org/10.1093/mnras/sty2380>. arXiv:1808.10453
- Choi J, Conroy C, Moustakas J, Graves GJ, Holden BP, Brodwin M, Brown MJI, van Dokkum PG (2014) The assembly histories of quiescent galaxies since $z = 0.7$ from absorption line spectroscopy. *Astrophys J* 792:95. <https://doi.org/10.1088/0004-637X/792/2/95>. arXiv:1403.4932
- Choi J, Conroy C, Byler N (2017) The evolution and properties of rotating massive star populations. *ApJ* 838:159. <https://doi.org/10.3847/1538-4357/aa679f>
- Christensen CR, Davé R, Governato F, Pontzen A, Brooks A, Munshi F, Quinn T, Wadsley J (2016) In-N-out: the gas cycle from dwarfs to spiral galaxies. *Astrophys J* 824:57. <https://doi.org/10.3847/0004-637X/824/1/57>. arXiv:1508.00007
- Christensen L, Laursen P, Richard J, Hjorth J, Milvang-Jensen B, Dessauges-Zavadsky M, Limousin M, Grillo C, Ebeling H (2012) Gravitationally lensed galaxies at $2 < z < 3.5$: direct abundance measurements of Ly α emitters. *Mon Not R Astron Soc* 427:1973–1982. <https://doi.org/10.1111/j.1365-2966.2012.22007.x>. arXiv:1209.0775
- Christensen L, Møller P, Fynbo JPU, Zafar T (2014) Verifying the mass–metallicity relation in damped Lyman α selected galaxies at $0.1 < z < 3.2$. *Mon Not R Astron Soc* 445:225–238. <https://doi.org/10.1093/mnras/stu1726>. arXiv:1404.6529
- Chung J, Rey SC, Sung EC, Yeom BS, Humphrey A, Yi W, Kyeong J (2013) Enhanced nitrogen in morphologically disturbed blue compact galaxies at $0.20 < z < 0.35$: probing galaxy merging features. *Astrophys J Lett* 767:L15. <https://doi.org/10.1088/2041-8205/767/1/L15>. arXiv:1303.3333
- Cicone C, Maiolino R, Sturm E, Graciá-Carpio J, Feruglio C, Neri R, Aalto S, Davies R, Fiore F, Fischer J, García-Burillo S, González-Alfonso E, Hailey-Dunsheath S, Piconcelli E, Veilleux S (2014) Massive molecular outflows and evidence for AGN feedback from CO observations. *Astron Astrophys* 562:A21. <https://doi.org/10.1051/0004-6361/201322464>. arXiv:1311.2595
- Cid Fernandes R, Stasińska G, Schlickmann MS, Mateus A, Vale Asari N, Schoenell W, Sodré L (2010) Alternative diagnostic diagrams and the ‘forgotten’ population of weak line galaxies in the SDSS. *Mon Not R Astron Soc* 403:1036–1053. <https://doi.org/10.1111/j.1365-2966.2009.16185.x>. arXiv:0912.1643
- Cirasuolo M, Afonso J, Bender R, Bonifacio P, Evans C, Kaper L, Oliva E, Vanzi L, Abreu M, Atad-Ettdugui E, Babusiaux C, Bauer FE, Best P, Bezawada N, Bryson IR, Cabral A, Caputi K, Centrone M, Chemla F, Cimatti A, Cioni MR, Clementini G, Coelho J, Daddi E, Dunlop JS, Feltzing S, Ferguson A, Flores H, Fontana A, Fynbo J, Garilli B, Glauser AM, Guinouard I, Hammer JF, Hastings PR, Hess HJ, Ivison RJ, Jagourel P, Jarvis M, Kauffman G, Lawrence A, Lee D, Li Causi G, Lilly S, Lorenzetti D, Maiolino R, Mannucci F, McLure R, Minniti D, Montgomery D, Muschelok B, Nandra K, Navarro R, Norberg P, Origlia L, Padilla N, Peacock J, Pedicini F, Pentericci L, Pragt J, Puech M, Randich S, Renzini A, Ryde N, Rodrigues M, Royer F, Saglia R, Sánchez A, Schnettler H, Sobral D, Spaziali R, Todd S, Tolstoy E, Torres M, Venema L, Vitali F, Wegner M, Wells M, Wild V, Wright G (2012) MOONS: a multi-object optical and near-infrared spectrograph for the VLT. In: *Ground-based and Airborne Instrumentation for Astronomy IV*, SPIE, Proc. SPIE, vol 8446. <https://doi.org/10.1117/12.925871>. arXiv:1208.5780
- Cohen JG, Huang W (2010) The chemical evolution of the ura minor dwarf spheroidal galaxy. *ApJ* 719:931–949. <https://doi.org/10.1088/0004-637X/719/1/931>. arXiv:1006.3538
- Coil AL, Aird J, Reddy N, Shapley AE, Kriek M, Siana B, Mobasher B, Freeman WR, Price SH, Shivaei I (2015) The MOSDEF Survey: optical active galactic nucleus diagnostics at $z \sim 2.3$. *Astrophys J* 801:35. <https://doi.org/10.1088/0004-637X/801/1/35>. arXiv:1409.6522
- Cole S, Lacey CG, Baugh CM, Frenk CS (2000) Hierarchical galaxy formation. *Mon Not R Astron Soc* 319:168–204. <https://doi.org/10.1046/j.1365-8711.2000.03879.x>. arXiv:astro-ph/0007281
- Collacchioni F, Cora SA, Lagos CDP, Vega-Martínez CA (2018) Semi-analytic galaxies—III. The impact of supernova feedback on the mass–metallicity relation. *Mon Not R Astron Soc* 481:954–969. <https://doi.org/10.1093/mnras/sty2347>. arXiv:1808.09089
- Conroy C (2013) Modeling the panchromatic spectral energy distributions of galaxies. *Ann Rev Astron Astrophys* 51:393–455. <https://doi.org/10.1146/annurev-astro-082812-141017>. arXiv:1301.7095

- Conroy C, van Dokkum PG (2012) The stellar initial mass function in early-type galaxies from absorption line spectroscopy. II. Results. *Astrophys J* 760:71. <https://doi.org/10.1088/0004-637X/760/1/71>. arXiv:1205.6473
- Conroy C, Gunn JE, White M (2009) The propagation of uncertainties in stellar population synthesis modeling. I. The relevance of uncertain aspects of stellar evolution and the initial mass function to the derived physical properties of galaxies. *Astrophys J* 699:486–506. <https://doi.org/10.1088/0004-637X/699/1/486>. arXiv:0809.4261
- Conroy C, Graves GJ, van Dokkum PG (2014) Early-type galaxy archeology: ages, abundance ratios, and effective temperatures from full-spectrum fitting. *Astrophys J* 780:33. <https://doi.org/10.1088/0004-637X/780/1/33>. arXiv:1303.6629
- Contini T, Treyer MA, Sullivan M, Ellis RS (2002) Chemical abundances in a UV-selected sample of galaxies. *Mon Not R Astron Soc* 330:75–91. <https://doi.org/10.1046/j.1365-8711.2002.05042.x>. arXiv:astro-ph/0109395
- Cooke R, Pettini M, Murphy MT (2012) A new candidate for probing Population III nucleosynthesis with carbon-enhanced damped Ly α systems. *Mon Not R Astron Soc* 425:347–354. <https://doi.org/10.1111/j.1365-2966.2012.21470.x>. arXiv:1201.1004
- Cooke RJ, Pettini M, Jorgenson RA (2015) The most metal-poor damped Ly α systems: an insight into dwarf galaxies at high-redshift. *Astrophys J* 800:12. <https://doi.org/10.1088/0004-637X/800/1/12>. arXiv:1406.7003
- Cooke RJ, Pettini M, Steidel CC (2017) Discovery of the most metal-poor damped Lyman- α system. *Mon Not R Astron Soc* 467:802–811. <https://doi.org/10.1093/mnras/stx037>. arXiv:1701.03103
- Cooksey KL, Prochaska JX, Chen HW, Mulchaey JS, Weiner BJ (2008) Characterizing the low-redshift intergalactic medium toward PKS 1302–102. *Astrophys J* 676:262–285. <https://doi.org/10.1086/528704>. arXiv:0706.1285
- Cooper MC, Tremonti CA, Newman JA, Zabludoff AI (2008) The role of environment in the mass–metallicity relation. *Mon Not R Astron Soc* 390:245–256. <https://doi.org/10.1111/j.1365-2966.2008.13714.x>. arXiv:0805.0308
- Cortijo-Ferrero C, González Delgado RM, Pérez E, Cid Fernandes R, Sánchez SF, de Amorim AL, Di Matteo P, García-Benito R, Lacerda EAD, López Fernández R, Tadhunter C (2017) Star formation histories in mergers: the spatially resolved properties of the early-stage merger luminous infrared galaxies IC 1623 and NGC 6090. *Mon Not R Astron Soc* 467:3898–3919. <https://doi.org/10.1093/mnras/stx383>. arXiv:1702.06544
- Costa T, Sijacki D, Haehnelt MG (2015) Fast cold gas in hot AGN outflows. *Mon Not R Astron Soc* 448:L30–L34. <https://doi.org/10.1093/mnrasl/slz193>. arXiv:1411.0678
- Cousin M, Buat V, Boissier S, Bethermin M, Roehlly Y, Génou M (2016) Metal enrichment in a semi-analytical model, fundamental scaling relations, and the case of Milky Way galaxies. *Astron Astrophys* 589:A109. <https://doi.org/10.1051/0004-6361/201527734>. arXiv:1602.07908
- Cowie LL, Barger AJ (2008) An integrated picture of star formation, metallicity evolution, and galactic stellar mass assembly. *Astrophys J* 686:72–116. <https://doi.org/10.1086/591176>. arXiv:0806.3457
- Cowie LL, Songaila A, Hu EM, Cohen JG (1996) New insight on galaxy formation and evolution from keck spectroscopy of the Hawaii deep fields. *Astron J* 112:839. <https://doi.org/10.1086/118058>. arXiv:astro-ph/9606079
- Cowie LL, Barger AJ, Songaila A (2016) Luminosity dependence and redshift evolution of strong emission-line diagnostics in star-forming galaxies. *Astrophys J* 817:57. <https://doi.org/10.3847/0004-637X/817/1/57>. arXiv:1512.00017
- Coziol R, Reyes REC, Considère S, Davoust E, Contini T (1999) The abundance of nitrogen in starburst nucleus galaxies. *Astron Astrophys* 345:733–746. arXiv:astro-ph/9903279
- Crain RA, Schaye J, Bower RG, Furlong M, Schaller M, Theuns T, Dalla Vecchia C, Frenk CS, McCarthy IG, Helly JC, Jenkins A, Rosas-Guevara YM, White SDM, Trayford JW (2015) The EAGLE simulations of galaxy formation: calibration of subgrid physics and model variations. *Mon Not R Astron Soc* 450:1937–1961. <https://doi.org/10.1093/mnras/stv725>. arXiv:1501.01311
- Cresci G, Mannucci F, Curti M (2018) The “Fundamental Metallicity Relation” in CALIFA, SDSS-IV MaNGA and high- z galaxies. arXiv:1811.06015
- Cresci G, Mannucci F, Maiolino R, Marconi A, Gnerucci A, Magrini L (2010) Gas accretion as the origin of chemical abundance gradients in distant galaxies. *Nature* 467:811–813. <https://doi.org/10.1038/nature09451>. arXiv:1010.2534

- Cresci G, Mannucci F, Sommariva V, Maiolino R, Marconi A, Brusa M (2012) The metallicity properties of zCOSMOS galaxies at $0.2 < z < 0.8$. *Mon Not R Astron Soc* 421:262–269. <https://doi.org/10.1111/j.1365-2966.2011.20299.x>. arXiv:1110.4408
- Cresci G, Vanzì L, Telles E, Lanzuisi G, Brusa M, Mingozzi M, Sauvage M, Johnson K (2017) The MUSE view of He 2-10: no AGN ionization but a sparkling starburst. *Astron Astrophys* 604:A101. <https://doi.org/10.1051/0004-6361/201730876>. arXiv:1704.08367
- Crighton NHM, O'Meara JM, Murphy MT (2016) Possible population III remnants at redshift 3.5. *Mon Not R Astron Soc* 457:L44–L48. <https://doi.org/10.1093/mnras/lsv191>. arXiv:1512.00477
- Croton DJ, Springel V, White SDM, De Lucia G, Frenk CS, Gao L, Jenkins A, Kauffmann G, Navarro JF, Yoshida N (2006) The many lives of active galactic nuclei: cooling flows, black holes and the luminosities and colours of galaxies. *Mon Not R Astron Soc* 365:11–28. <https://doi.org/10.1111/j.1365-2966.2005.09675.x>. arXiv:astro-ph/0508046
- Croxall KV, Smith JD, Brandl BR, Groves BA, Kennicutt RC, Kreckel K, Johnson BD, Pellegrini E, Sandstrom KM, Walter F, Armus L, Beirão P, Calzetti D, Dale DA, Galametz M, Hinz JL, Hunt LK, Koda J, Schinnerer E (2013) Toward a Removal of temperature dependencies from abundance determinations: NGC 628. *Astrophys J* 777:96. <https://doi.org/10.1088/0004-637X/777/2/96>. arXiv:1309.0817
- Cullen F, Cirasuolo M, McLure RJ, Dunlop JS, Bowler RAA (2014) The mass–metallicity–star formation rate relation at $z \gtrsim 2$ with 3D Hubble Space Telescope. *Mon Not R Astron Soc* 440:2300–2312. <https://doi.org/10.1093/mnras/stu443>. arXiv:1310.0816
- Cullen F, Cirasuolo M, Kewley LJ, McLure RJ, Dunlop JS, Bowler RAA (2016) Changing physical conditions in star-forming galaxies between redshifts $0 < z < 4$: [O III]/H β evolution. *Mon Not R Astron Soc* 460:3002–3013. <https://doi.org/10.1093/mnras/stw1181>. arXiv:1605.04228
- Cunha K, Sellgren K, Smith VV, Ramirez SV, Blum RD, Terndrup DM (2007) Chemical abundances of luminous cool stars in the galactic center from high-resolution infrared spectroscopy. *Astrophys J* 669:1011–1023. <https://doi.org/10.1086/521813>. arXiv:0707.2610
- Curti ea M (2019) Mzr and fmr (in prep)
- Curti M (2018) Klever bpts (in prep)
- Curti M, Cresci G, Mannucci F, Marconi A, Maiolino R, Esposito S (2017) New fully empirical calibrations of strong-line metallicity indicators in star-forming galaxies. *Mon Not R Astron Soc* 465:1384–1400. <https://doi.org/10.1093/mnras/stw2766>. arXiv:1610.06939
- Cybert RH, Fields BD, Olive KA, Yeh TH (2016) Big bang nucleosynthesis: present status. *Rev Mod Phys* 88(1):015004. <https://doi.org/10.1103/RevModPhys.88.015004>. arXiv:1505.01076
- Daddi E, Dickinson M, Morrison G, Chary R, Cimatti A, Elbaz D, Frayer D, Renzini A, Pope A, Alexander DM, Bauer FE, Giavalisco M, Huynh M, Kurk J, Mignoli M (2007) Multiwavelength study of massive galaxies at $z \sim 2$. I. Star formation and galaxy growth. *ApJ* 670:156–172. <https://doi.org/10.1086/521818>. arXiv:0705.2831
- Daflon S, Cunha K (2004) Galactic Metallicity gradients derived from a sample of OB stars. *ApJ* 617:1115–1126. <https://doi.org/10.1086/425607>. arXiv:astro-ph/0409084
- Dalcanton JJ (2007) The metallicity of galaxy disks: infall versus outflow. *Astrophys J* 658:941–959. <https://doi.org/10.1086/508913>. arXiv:astro-ph/0608590
- Dalton G (2016) WEAVE: the next generation spectroscopy facility for the WHT. In: Skillen I, Balcells M, Trager S (eds) Multi-object spectroscopy in the next decade: big questions, large surveys, and wide fields, Astronomical Society of the Pacific, San Francisco, ASP Conference Series, vol 507, p 97
- Davé R, Finlator K, Oppenheimer BD (2011) Galaxy evolution in cosmological simulations with outflows - II. Metallicities and gas fractions. *Mon Not R Astron Soc* 416:1354–1376. <https://doi.org/10.1111/j.1365-2966.2011.19132.x>. arXiv:1104.3156
- Davé R, Finlator K, Oppenheimer BD (2012) An analytic model for the evolution of the stellar, gas and metal content of galaxies. *Mon Not R Astron Soc* 421:98–107. <https://doi.org/10.1111/j.1365-2966.2011.20148.x>. arXiv:1108.0426
- Davé R, Thompson R, Hopkins PF (2016) MUFASA: galaxy formation simulations with meshless hydrodynamics. *Mon Not R Astron Soc* 462:3265–3284. <https://doi.org/10.1093/mnras/stw1862>. arXiv:1604.01418
- Davé R, Rafieferantsoa MH, Thompson RJ, Hopkins PF (2017) MUFASA: galaxy star formation, gas, and metal properties across cosmic time. *Mon Not R Astron Soc* 467:115–132. <https://doi.org/10.1093/mnras/stx108>. arXiv:1610.01626

- Davies B, Kudritzki RP, Figer DF (2010) The potential of red supergiants as extragalactic abundance probes at low spectral resolution. *Mon Not R Astron Soc* 407:1203–1211. <https://doi.org/10.1111/j.1365-2966.2010.16965.x>. arXiv:1005.1008
- Davies B, Kudritzki RP, Bergemann M, Evans C, Gazak Z, Lardo C, Patrick L, Plez B, Bastian N (2015) Red supergiants as cosmic abundance probes. *Messenger* 161:32–36
- Davies B, Kudritzki RP, Lardo C, Bergemann M, Beasor E, Plez B, Evans C, Bastian N, Patrick LR (2017a) Red supergiants as cosmic abundance probes: massive star clusters in M83 and the mass–metallicity relation of nearby galaxies. *Astrophys J* 847:112. <https://doi.org/10.3847/1538-4357/aa89ed>. arXiv:1708.08948
- Davies RL, Groves B, Kewley LJ, Medling AM, Shastri P, Maithil J, Kharb P, Banfield J, Longbottom F, Dopita MA, Hampton EJ, Scharwächter J, Sutherland R, Jin C, Zaw I, James B, Juneau S (2017b) Dissecting galaxies: separating star formation, shock excitation and AGN activity in the central region of NGC 613. *Mon Not R Astron Soc* 470:4974–4988. <https://doi.org/10.1093/mnras/stx1559>. arXiv:1707.03404
- Davies B, Kudritzki R-P, Lardo C, Bergemann M, Beasor E, Plez B, Evans C, Bastian N, Patrick LR (2017c) Red Supergiants as Cosmic Abundance Probes: Massive Star Clusters in M83 and the Mass-Metallicity Relation of Nearby Galaxies. *Astrophys J* 847:112. <https://doi.org/10.3847/1538-4357/aa89ed>
- Davies RI, Mueller Sánchez F, Genzel R, Tacconi LJ, Hicks EKS, Friedrich S, Sternberg A (2007) A close look at star formation around active galactic nuclei. *Astrophys J* 671:1388–1412. <https://doi.org/10.1086/523032>. arXiv:0704.1374
- Davies RL, Groves B, Kewley LJ, Dopita MA, Hampton EJ, Shastri P, Scharwächter J, Sutherland R, Kharb P, Bhatt H, Jin C, Banfield J, Zaw I, James B, Juneau S, Srivastava S (2016) Dissecting galaxies: spatial and spectral separation of emission excited by star formation and AGN activity. *Mon Not R Astron Soc* 462:1616–1629. <https://doi.org/10.1093/mnras/stw1754>. arXiv:1607.05731
- Davies R, Esposito S, Schmid H-M, Taylor W, Agapito G, Agudo Berbel A, Baruffolo A, Biliotti V, Biller B, Black M, Boehle A, Briguglio B, Buron A, Carbonaro L, Cortes A, Cresci G, Deysenroth M, Di Cianno A, Di Rico G, Doelman D, Dolci M, Dorn R, Eisenhauer F, Fantinel D, Ferruzzi D, Feuchtgruber H, Förster Schreiber N, Gao X, Gemperlein H, Genzel R, George E, Gillissen S, Giordano C, Glauser A, Glindemann A, Grani P, Hartl M, Heijmans J, Henry D, Huber H, Kasper M, Keller C, Kenworthy M, Kühn J, Kuntschner N, Lightfoot J, Lunney D, MacIntosh M, Mannucci F, March S, Neeser M, Patapis P, Pearson D, Plattner M, Puglisi A, Quanz S, Rau C, Riccardi A, Salasnich B, Schubert J, Snik F, Sturm E, Valentini A, Waring C, Wieszorrek E, Xompero M (2018) ERIS: revitalising an adaptive optics instrument for the VLT. In: *Ground-based and Airborne Instrumentation for Astronomy VII*, Society of Photo-Optical Instrumentation Engineers (SPIE) Conference Series. vol. 10702, p 1070209. <https://doi.org/10.1117/12.2311480>
- Dayal P, Ferrara A (2018) Early galaxy formation and its large-scale effects. arXiv:1809.09136 (arXiv e-prints)
- Dayal P, Ferrara A, Dunlop JS (2013) The physics of the fundamental metallicity relation. *Mon Not R Astron Soc* 430:2891–2895. <https://doi.org/10.1093/mnras/stt083>. arXiv:1202.4770
- De Cia A (2018) Metals and dust in the neutral ISM: the galaxy, magellanic clouds, and damped Lyman- α absorbers. *Astron Astrophys* 613:L2. <https://doi.org/10.1051/0004-6361/201833034>. arXiv:1805.05365
- De Cia A, Ledoux C, Savaglio S, Schady P, Vreeswijk PM (2013) Dust-to-metal ratios in damped Lyman- α absorbers. Fresh clues to the origins of dust and optical extinction towards γ -ray bursts. *Astron Astrophys* 560:A88. <https://doi.org/10.1051/0004-6361/201321834>. arXiv:1305.1153
- De Cia A, Ledoux C, Mattsson L, Petitjean P, Srianand R, Gavignaud I, Jenkins EB (2016) Dust-depletion sequences in damped Lyman- α absorbers. A unified picture from low-metallicity systems to the Galaxy. *Astron Astrophys* 596:A97. <https://doi.org/10.1051/0004-6361/201527895>. arXiv:1608.08621
- De Cia A, Ledoux C, Petitjean P, Savaglio S (2018) The cosmic evolution of dust-corrected metallicity in the neutral gas. *Astron Astrophys* 611:A76. <https://doi.org/10.1051/0004-6361/201731970>. arXiv:1709.06578
- De Lucia G (2010) Metallicity distributions in and around galaxies. *Publ Astron Soc Aust* 27:242–251. <https://doi.org/10.1071/AS09064>. arXiv:0912.1862
- De Lucia G, Blaizot J (2007) The hierarchical formation of the brightest cluster galaxies. *Mon Not R Astron Soc* 375:2–14. <https://doi.org/10.1111/j.1365-2966.2006.11287.x>. arXiv:astro-ph/0606519

- De Lucia G, Kauffmann G, White SDM (2004) Chemical enrichment of the intracluster and intergalactic medium in a hierarchical galaxy formation model. *Mon Not R Astron Soc* 349:1101–1116. <https://doi.org/10.1111/j.1365-2966.2004.07584.x>. arXiv:astro-ph/0310268
- De Lucia G, Fontanot F, Hirschmann M (2017) AGN feedback and the origin of the α enhancement in early-type galaxies—insights from the GAEA model. *Mon Not R Astron Soc* 466:L88–L92. <https://doi.org/10.1093/mnras/rlw242>. arXiv:1611.04597
- De Masi C, Vincenzo F, Matteucci F, Rosani G, Barbera L, Pasquali A, Spitoni E (2018) Is the IMF in ellipticals bottom-heavy? Clues from their chemical abundances. arXiv:1805.06841 (arXiv e-prints)
- De Rosa G, Decarli R, Walter F, Fan X, Jiang L, Kurk J, Pasquali A, Rix HW (2011) Evidence for non-evolving Fe II/Mg II ratios in rapidly accreting $z \sim 6$ QSOs. *Astrophys J* 739:56. <https://doi.org/10.1088/0004-637X/739/2/56>. arXiv:1106.5501
- De Rosa G, Venemans BP, Decarli R, Gennaro M, Simcoe RA, Dietrich M, Peterson BM, Walter F, Frank S, McMahon RG, Hewett PC, Mortlock DJ, Simpson C (2014) Black Hole mass estimates and emission-line properties of a sample of redshift larger than 6.5 Quasars. *Astrophys J* 790:145. <https://doi.org/10.1088/0004-637X/790/2/145>. arXiv:1311.3260
- De Rossi ME, Theuns T, Font AS, McCarthy IG (2015) The evolution of galaxy metallicity scaling relations in cosmological hydrodynamical simulations. *Mon Not R Astron Soc* 452:486–501. <https://doi.org/10.1093/mnras/stv1287>. arXiv:1506.02772
- De Rossi ME, Bower RG, Font AS, Schaye J, Theuns T (2017) Galaxy metallicity scaling relations in the EAGLE simulations. *Mon Not R Astron Soc* 472:3354–3377. <https://doi.org/10.1093/mnras/stx2158>. arXiv:1704.00006
- De Rossi ME, Bower RG, Font AS, Schaye T (2018) Evolution of the stellar metallicities of galaxies in the EAGLE simulation. *Boletín Asoc Argent Astron Plata Argent* 60:121–123. arXiv:1805.06119
- De Silva GM, Freeman KC, Bland-Hawthorn J, Martell S, de Boer EW, Asplund M, Keller S, Sharma S, Zucker DB, Zwitter T, Anguiano B, Bacigalupo C, Bayliss D, Beavis MA, Bergemann M, Campbell S, Cannon R, Carollo D, Casagrande L, Casey AR, Da Costa G, D’Orazi V, Dotter A, Duong L, Heger A, Ireland MJ, Kafle PR, Kos J, Lattanzio J, Lewis GF, Lin J, Lind K, Munari U, Nataf DM, O’Toole S, Parker Q, Reid W, Schlesinger KJ, Sheinis A, Simpson JD, Stello D, Ting YS, Traven G, Watson F, Wittenmyer R, Yong D, Žerjal M (2015) The GALAH survey: scientific motivation. *Mon Not R Astron Soc* 449:2604–2617. <https://doi.org/10.1093/mnras/stv327>. arXiv:1502.04767
- Deharveng L, Peña M, Caplan J, Costero R (2000) Oxygen and helium abundances in Galactic Hii regions—II. Abundance gradients. *Mon Not R Astron Soc* 311:329–345. <https://doi.org/10.1046/j.1365-8711.2000.03030.x>
- Dekel A, Mandelker N (2014) An analytic solution for the minimal bathtub toy model: challenges in the star formation history of high- z galaxies. *Mon Not R Astron Soc* 444:2071–2084. <https://doi.org/10.1093/mnras/stu1427>. arXiv:1402.2283
- Dekel A, Zolotov A, Tweed D, Cacciato M, Ceverino D, Primack JR (2013) Toy models for galaxy formation versus simulations. *Mon Not R Astron Soc* 435:999–1019. <https://doi.org/10.1093/mnras/stt1338>. arXiv:1303.3009
- Delahaye F, Pinsonneault MH (2006) The Solar heavy-element abundances. I. Constraints from stellar interiors. *Astrophys J* 649:529–540. <https://doi.org/10.1086/505260>. arXiv:astro-ph/0511779
- Denicoló G, Terlevich R, Terlevich E (2002) New light on the search for low-metallicity galaxies—I. The N2 calibrator. *Mon Not R Astron Soc* 330:69–74. <https://doi.org/10.1046/j.1365-8711.2002.05041.x>. arXiv:astro-ph/0110356
- Dessauges-Zavadsky M, Prochaska JX, D’Odorico S, Calura F, Matteucci F (2006) A new comprehensive set of elemental abundances in DLAs. II. Data analysis and chemical variation studies. *Astron Astrophys* 445:93–113. <https://doi.org/10.1051/0004-6361:20053200>. arXiv:astro-ph/0511031
- Dessauges-Zavadsky M, D’Odorico S, Schaerer D, Modigliani A, Tapken C, Vernet J (2010) Rest-frame ultraviolet spectrum of the gravitationally lensed galaxy “the 8 o’clock arc”: stellar and interstellar medium properties. *Astron Astrophys* 510:A26+. <https://doi.org/10.1051/0004-6361/200913337>. arXiv:0912.4384
- D’Eugenio F, Colless M, Groves B, Bian F, Barone TM (2018) The gas-phase metallicities of star-forming galaxies in aperture-matched SDSS samples follow potential rather than mass or average surface density. *Mon Not R Astron Soc* 479:1807–1821. <https://doi.org/10.1093/mnras/sty1424>. arXiv:1805.12131

- Di Matteo P, Pipino A, Lehnert MD, Combes F, Semelin B (2009) On the survival of metallicity gradients to major dry-mergers. *Astron Astrophys* 499:427–437. <https://doi.org/10.1051/0004-6361/200911715>. arXiv:0903.2846
- Díaz AI, Castellanos M, Terlevich E, Luisa García-Vargas M (2000) Chemical abundances and ionizing clusters of HII regions in the LINER galaxy NGC 4258. *Mon Not R Astron Soc* 318:462–474. <https://doi.org/10.1046/j.1365-8711.2000.03737.x>. arXiv:astro-ph/0006193
- Dietrich M, Hamann F, Appenzeller I, Vestergaard M (2003a) Fe II/Mg II emission-line ratio in high-redshift quasars. *Astrophys J* 596:817–829. <https://doi.org/10.1086/378045>. arXiv:astro-ph/0306584
- Dietrich M, Hamann F, Shields JC, Constantin A, Heidt J, Jäger K, Vestergaard M, Wagner SJ (2003b) Quasar elemental abundances at high redshifts. *Astrophys J* 589:722–732. <https://doi.org/10.1086/374662>. arXiv:astro-ph/0302494
- Dinerstein HL (1990) Abundances in extragalactic HII regions. In: Thronson HA Jr, Shull JM (eds) *The interstellar medium in galaxies, astrophysics and space science library*, vol 161, pp 257–285. https://doi.org/10.1007/978-94-009-0595-5_10
- Divoiy C, Contini T, Pérez-Montero E, Queyrel J, Epinat B, López-Sanjuan C, Vergani D, Moutaka J, Amram P, Garrill B, Kissler-Patig M, Le Fèvre O, Paioro L, Tasca LAM, Tresse L, Perret V (2014) MAS-SIV: mass assembly survey with SINFONI in VVDS. VI. Metallicity-related fundamental relations in star-forming galaxies at $1 < z < 2$. *A&A* 569:A64. <https://doi.org/10.1051/0004-6361/201423911>. arXiv:1406.5704
- Dixon KL, Furlanetto SR (2009) The evolution of the helium-ionizing background at $z \sim 2$ –3. *Astrophys J* 706:970–979. <https://doi.org/10.1088/0004-637X/706/2/970>. arXiv:0906.4116
- van Dokkum PG, Whitaker KE, Brammer G, Franx M, Kriek M, Labbé I, Marchesini D, Quadri R, Bezanson R, Illingworth GD, Muzzin A, Rudnick G, Tal T, Wake D (2010) The growth of massive galaxies since $z = 2$. *Astrophys J* 709:1018–1041. <https://doi.org/10.1088/0004-637X/709/2/1018>. arXiv:0912.0514
- D’Odorico V, Cristiani S, Romano D, Granato GL, Danese L (2004) Chemical abundances in QSO host galaxies and environments from narrow absorption line systems. *Mon Not R Astron Soc* 351:976–988. <https://doi.org/10.1111/j.1365-2966.2004.07840.x>. arXiv:astro-ph/0402043
- D’Odorico V, Calura F, Cristiani S, Viel M (2010) The rise of the CIV mass density at $z < 2.5$. *Mon Not R Astron Soc* 401:2715–2721. <https://doi.org/10.1111/j.1365-2966.2009.15856.x>. arXiv:0910.2126
- D’Odorico V, Cupani G, Cristiani S, Maiolino R, Molaro P, Nonino M, Centurión M, Cimatti A, di Serego Alighieri S, Fiore F, Fontana A, Gallerani S, Giallongo E, Mannucci F, Marconi A, Pentericci L, Viel M, Vladilo G (2013) Metals in the IGM approaching the re-ionization epoch: results from X-shooter at the VLT. *Mon Not R Astron Soc* 435:1198–1232. <https://doi.org/10.1093/mnras/stt1365>. arXiv:1306.4604
- D’Odorico V, Cristiani S, Pomante E, Carswell RF, Viel M, Barai P, Becker GD, Calura F, Cupani G, Fontanot F, Haehnelt MG, Kim TS, Miralda-Escudé J, Rorai A, Tescari E, Vanzella E (2016) Metals in the $z \sim 3$ intergalactic medium: results from an ultra-high signal-to-noise ratio UVES quasar spectrum. *Mon Not R Astron Soc* 463:2690–2707. <https://doi.org/10.1093/mnras/stw2161>. arXiv:1608.06116
- Dopita MA, Kewley LJ, Heisler CA, Sutherland RS (2000) A Theoretical recalibration of the extragalactic HII region sequence. *Astrophys J* 542:224–234. <https://doi.org/10.1086/309538>
- Dopita MA, Fischera J, Sutherland RS, Kewley LJ, Leitherer C, Tuffs RJ, Popescu CC, van Breugel W, Groves BA (2006) Modeling the Pan-spectral energy distribution of starburst galaxies. III. Emission line diagnostics of ensembles of evolving HII regions. *Astrophys J Supp* 167:177–200. <https://doi.org/10.1086/508261>
- Dopita MA, Sutherland RS, Nicholls DC, Kewley LJ, Vogt FPA (2013) New strong-line abundance diagnostics for HII regions: effects of κ -distributed electron energies and new atomic data. *Astrophys J Supp* 208:10. <https://doi.org/10.1088/0067-0049/208/1/10>. arXiv:1307.5950
- Dopita MA, Rich J, Vogt FPA, Kewley LJ, Ho IT, Basurrah HM, Ali A, Amer MA (2014) Spaxel analysis: probing the physics of star formation in ultraluminous infrared galaxies. *Astrophys Sp Sci* 350:741–754. <https://doi.org/10.1007/s10509-013-1753-2>. arXiv:1312.4633
- Dopita MA, Kewley LJ, Sutherland RS, Nicholls DC (2016) Chemical abundances in high-redshift galaxies: a powerful new emission line diagnostic. *Astrophys Sp Sci* 361:61. <https://doi.org/10.1007/s10509-016-2657-8>. arXiv:1601.01337
- Dors OL, Cardaci MV, Hägele GF, Krabbe ÂC (2014) Metallicity evolution of AGNs from UV emission lines based on a new index. *Mon Not R Astron Soc* 443:1291–1300. <https://doi.org/10.1093/mnras/stu1218>. arXiv:1406.4832

- Dors OL, Cardaci MV, Hägele GF, Rodrigues I, Grebel EK, Pilyugin LS, Freitas-Lemes P, Krabbe AC (2015) On the central abundances of active galactic nuclei and star-forming galaxies. *Mon Not R Astron Soc* 453:4102–4111. <https://doi.org/10.1093/mnras/stv1916>. arXiv:1508.07802
- Dors OL Jr, Arellano-Córdova KZ, Cardaci MV, Hägele GF (2017) New quantitative nitrogen abundance estimations in a sample of Seyfert 2 active galactic nuclei. *Mon Not R Astron Soc* 468:L113–L117. <https://doi.org/10.1093/mnrasl/slx036>. arXiv:1703.03250
- Draine BT (2003) *Ann Rev Astron Astrophys* 41:241–289. <https://doi.org/10.1146/annurev.astro.41.011802.094840>. arXiv:astro-ph/0304489
- Dray LM, Tout CA (2003) Chemical enrichment by Wolf–Rayet stars: non-solar metallicities. *Mon Not R Astron Soc* 341:299–325. <https://doi.org/10.1046/j.1365-8711.2003.06420.x>
- Dray LM, Tout CA, Karakas AI, Lattanzio JC (2003) Chemical enrichment by Wolf-Rayet and asymptotic giant branch stars. *Mon Not R Astron Soc* 338:973–989. <https://doi.org/10.1046/j.1365-8711.2003.06142.x>
- Dubois Y, Pichon C, Welker C, Le Borgne D, Devriendt J, Laigle C, Codis S, Pogosyan D, Arnouts S, Benabed K, Bertin E, Blaizot J, Bouchet F, Cardoso JF, Colombi S, de Lapparent V, Desjacques V, Gavazzi R, Kassin S, Kimm T, McCracken H, Milliard B, Peirani S, Prunet S, Rouberol S, Silk J, Slyz A, Sousbie T, Teyssier R, Tresse L, Treyer M, Vibert D, Volonteri M (2014) Dancing in the dark: galactic properties trace spin swings along the cosmic web. *Mon Not R Astron Soc* 444:1453–1468. <https://doi.org/10.1093/mnras/stu1227>. arXiv:1402.1165
- Dubois Y, Peirani S, Pichon C, Devriendt J, Gavazzi R, Welker C, Volonteri M (2016) The HORIZON-AGN simulation: morphological diversity of galaxies promoted by AGN feedback. *Mon Not R Astron Soc* 463:3948–3964. <https://doi.org/10.1093/mnras/stw2265>. arXiv:1606.03086
- Dunne L, Eales SA, Edmunds MG (2003) A census of metals at high and low redshift and the connection between submillimetre sources and spheroid formation. *Mon Not R Astron Soc* 341:589–598. <https://doi.org/10.1046/j.1365-8711.2003.06440.x>. arXiv:astro-ph/0210260
- Dutton AA, van den Bosch FC, Faber SM, Simard L, Kassin SA, Koo DC, Bundy K, Huang J, Weiner BJ, Cooper MC, Newman JA, Mozena M, Koekemoer AM (2011) On the evolution of the velocity–mass–size relations of disc-dominated galaxies over the past 10 billion years. *Mon Not R Astron Soc* 410:1660–1676. <https://doi.org/10.1111/j.1365-2966.2010.17555.x>. arXiv:1006.3558
- Dwek E (1998) The evolution of the elemental abundances in the gas and dust phases of the galaxy. *ApJ* 501:643. <https://doi.org/10.1086/305829>. arXiv:astro-ph/9707024
- Edmunds MG (1990) General constraints on the effect of gas flows in the chemical evolution of galaxies. *Mon Not R Astron Soc* 246:678
- Edmunds MG, Pagel BEJ (1978) Nitrogen synthesis and the “age” of galaxies. *Mon Not R Astron Soc* 185:77P–80P. <https://doi.org/10.1093/mnras/185.1.77P>
- Edmunds MG, Phillipps S (1997) Global chemical evolution. II—The mean metal abundance of the universe. *Mon Not R Astron Soc* 292:733. <https://doi.org/10.1093/mnras/292.3.733>
- Eldridge JJ, Stanway ER (2012) The effect of stellar evolution uncertainties on the rest-frame ultraviolet stellar lines of C IV and He II in high-redshift Lyman-break galaxies. *Mon Not R Astron Soc* 419:479–489. <https://doi.org/10.1111/j.1365-2966.2011.19713.x>. arXiv:1109.0288
- Ellison SL, Patton DR, Simard L, McConnachie AW (2008a) Clues to the origin of the mass–metallicity relation: dependence on star formation rate and galaxy size. *Astrophys J Lett* 672:L107–L110. <https://doi.org/10.1086/527296>. arXiv:0711.4833
- Ellison SL, Patton DR, Simard L, McConnachie AW (2008b) Galaxy pairs in the sloan digital sky survey. I. Star formation, active galactic nucleus fraction, and the mass–metallicity relation. *Astrophys J* 135:1877–1899. <https://doi.org/10.1088/0004-6256/135/5/1877>. arXiv:0803.0161
- Ellison SL, Simard L, Cowan NB, Baldry IK, Patton DR, McConnachie AW (2009) The mass–metallicity relation in galaxy clusters: the relative importance of cluster membership versus local environment. *Mon Not R Astron Soc* 396:1257–1272. <https://doi.org/10.1111/j.1365-2966.2009.14817.x>. arXiv:0903.4684
- Ellison SL, Nair P, Patton DR, Scudder JM, Mendel JT, Simard L (2011) The impact of gas inflows on star formation rates and metallicities in barred galaxies. *Mon Not R Astron Soc* 416:2182–2192. <https://doi.org/10.1111/j.1365-2966.2011.19195.x>. arXiv:1106.1177
- Ellison SL, Mendel JT, Patton DR, Scudder JM (2013) Galaxy pairs in the sloan digital sky survey—VIII. The observational properties of post-merger galaxies. *Mon Not R Astron Soc* 435:3627–3638. <https://doi.org/10.1093/mnras/stt1562>. arXiv:1308.3707

- Ellison SL, Catinella B, Cortese L (2018a) Enhanced atomic gas fractions in recently merged galaxies: quenching is not a result of post-merger gas exhaustion. *Mon Not R Astron Soc* 478:3447–3466. <https://doi.org/10.1093/mnras/sty1247>. arXiv:1805.03604
- Ellison SL, Sánchez SF, Ibarra-Medel H, Antonio B, Mendel JT, Barrera-Ballesteros J (2018b) Star formation is boosted (and quenched) from the inside-out: radial star formation profiles from MaNGA. *Mon Not R Astron Soc* 474:2039–2054. <https://doi.org/10.1093/mnras/stx2882>. arXiv:1711.00915
- Engler C, Lisker T, Pillepich A (2018) On the scatter of the present-day stellar metallicity–mass relation of cluster dwarf galaxies. *Res Notes AAS* 2(2):6. <https://doi.org/10.3847/2515-5172/aabcce>. arXiv:1804.05679
- Epinat B, Contini T, Le Fèvre O, Vergani D, Garilli B, Amram P, Queyrel J, Tasca L, Tresse L (2009) Integral field spectroscopy with SINFONI of VVDS galaxies. I. Galaxy dynamics and mass assembly at $1.2 < z < 1.6$. *A&A* 504:789–805. <https://doi.org/10.1051/0004-6361/200911995>. arXiv:0903.1216
- Erb DK (2008) A model for star formation, gas flows, and chemical evolution in galaxies at high redshifts. *ApJ* 674:151–156. <https://doi.org/10.1086/524727>. arXiv:0710.4146
- Erb DK, Shapley AE, Pettini M, Steidel CC, Reddy NA, Adelberger KL (2006a) The mass–metallicity relation at $z \gtrsim 2$. *Astrophys J* 644:813–828. <https://doi.org/10.1086/503623>. arXiv:astro-ph/0602473
- Erb DK, Steidel CC, Shapley AE, Pettini M, Reddy NA, Adelberger KL (2006b) The stellar, gas, and dynamical masses of star-forming galaxies at $z \sim 2$. *Astrophys J* 646:107–132. <https://doi.org/10.1086/504891>. arXiv:astro-ph/0604041
- Erb DK, Pettini M, Shapley AE, Steidel CC, Law DR, Reddy NA (2010) Physical conditions in a young, unreddened, low-metallicity galaxy at high redshift. *Astrophys J* 719:1168–1190. <https://doi.org/10.1088/0004-637X/719/2/1168>. arXiv:1006.5456
- Esteban C, García-Rojas J (2018) Revisiting the radial abundance gradients of nitrogen and oxygen of the Milky Way. *Mon Not R Astron Soc* <https://doi.org/10.1093/mnras/sty1168>. arXiv:1805.00714
- Esteban C, Peimbert M, Torres-Peimbert S, Rodríguez M (2002) Optical recombination lines of heavy elements in giant extragalactic HII regions. *Astrophys J* 581:241–257. <https://doi.org/10.1086/344104>. arXiv:astro-ph/0208313
- Esteban C, Peimbert M, García-Rojas J, Ruiz MT, Peimbert A, Rodríguez M (2004) A reappraisal of the chemical composition of the Orion nebula based on Very Large Telescope echelle spectrophotometry. *Mon Not R Astron Soc* 355:229–247. <https://doi.org/10.1111/j.1365-2966.2004.08313.x>. arXiv:astro-ph/0408249
- Esteban C, García-Rojas J, Peimbert M, Peimbert A, Ruiz MT, Rodríguez M, Carigi L (2005) Carbon and oxygen galactic gradients: observational values from HII region recombination lines. *Astrophys J Lett* 618:L95–L98. <https://doi.org/10.1086/426889>. arXiv:astro-ph/0408397
- Esteban C, Bresolin F, Peimbert M, García-Rojas J, Peimbert A, Mesa-Delgado A (2009) Keck HIRES spectroscopy of extragalactic HII regions: C and O abundances from recombination lines. *Astrophys J* 700:654–678. <https://doi.org/10.1088/0004-637X/700/1/654>. arXiv:0905.2532
- Esteban C, García-Rojas J, Carigi L, Peimbert M, Bresolin F, López-Sánchez AR, Mesa-Delgado A (2014) Carbon and oxygen abundances from recombination lines in low-metallicity star-forming galaxies. Implications for chemical evolution. *Mon Not R Astron Soc* 443:624–647. <https://doi.org/10.1093/mnras/stu1177>. arXiv:1406.3986
- Fabbian D, Nissen PE, Asplund M, Pettini M, Akerman C (2009) The C/O ratio at low metallicity: constraints on early chemical evolution from observations of Galactic halo stars. *Astron Astrophys* 500:1143–1155. <https://doi.org/10.1051/0004-6361/200810095>. arXiv:0810.0281
- Faber SM (1973) Variations in spectral-energy distributions and absorption-line strengths among elliptical galaxies. *Astrophys J* 179:731–754. <https://doi.org/10.1086/151912>
- Faisst AL, Capak PL, Davidzon I, Salvato M, Laigle C, Ilbert O, Onodera M, Hasinger G, Kakazu Y, Masters D, McCracken HJ, Mobasher B, Sanders D, Silverman JD, Yan L, Scoville NZ (2016) Rest-UV absorption lines as metallicity estimator: the metal content of star-forming galaxies at $z \sim 5$. *Astrophys J* 822:29. <https://doi.org/10.3847/0004-637X/822/1/29>. arXiv:1512.00018
- Fang T, Bryan GL (2001) Probing the intergalactic medium with the O VI forest. *Astrophys J Lett* 561:L31–L35. <https://doi.org/10.1086/324571>. arXiv:astro-ph/0109276
- Fang T, Buote DA, Humphrey PJ, Canizares CR, Zappacosta L, Maiolino R, Tagliaferri G, Gastaldello F (2010) Confirmation of X-ray Absorption by warm-hot intergalactic medium in the sculptor wall. *Astrophys J* 714:1715–1724. <https://doi.org/10.1088/0004-637X/714/2/1715>. arXiv:1001.3692

- Fang X, García-Benito R, Guerrero MA, Liu X, Yuan H, Zhang Y, Zhang B (2015) Chemical Abundances of planetary nebulae in the substructures of M31. *Astrophys J* 815:69. <https://doi.org/10.1088/0004-637X/815/1/69>. arXiv:1511.02788
- Feldmann R (2015) The equilibrium view on dust and metals in galaxies: galactic outflows drive low dust-to-metal ratios in dwarf galaxies. *Mon Not R Astron Soc* 449:3274–3292. <https://doi.org/10.1093/mnras/stv552>. arXiv:1412.2755
- Feltre A, Charlot S, Gutkin J (2016) Nuclear activity versus star formation: emission-line diagnostics at ultraviolet and optical wavelengths. *Mon Not R Astron Soc* 456:3354–3374. <https://doi.org/10.1093/mnras/stv2794>. arXiv:1511.08217
- Ferland GJ, Porter RL, van Hoof PAM, Williams RJR, Abel NP, Lykins ML, Shaw G, Henney WJ, Stancil PC (2013) The 2013 release of cloudy. *Rev Mex Astron Astrof* 49:137–163 arXiv:1302.4485
- Fernández-Alvar E, Carigi L, Schuster WJ, Hayes CR, Ávila-Vergara N, Majewski SR, Allende Prieto C, Beers TC, Sánchez SF, Zamora O, García-Hernández DA, Tang B, Fernández-Trincado JG, Tissera P, Geisler D, Villanova S (2018) Disentangling the galactic halo with APOGEE. II. Chemical and star formation histories for the two distinct populations. *Astrophys J* 852:50. <https://doi.org/10.3847/1538-4357/aa9ced>. arXiv:1711.06225
- Fernández-Ontiveros JA, Armus L, Baes M, Bernard-Salas J, Bolatto AD, Braine J, Ciesla L, De Looze I, Egami E, Fischer J, Giard M, González-Alfonso E, Granato GL, Gruppioni C, Imanishi M, Ishihara D, Kaneda H, Madden S, Malkan M, Matsuhara H, Matsuura M, Nagao T, Najarro F, Nakagawa T, Onaka T, Oyabu S, Pereira-Santaella M, Pérez Fournon I, Roelfsema P, Santini P, Silva L, Smith JD, Spinoglio L, van der Tak F, Wada T, Wu R (2017) SPICA and the Chemical evolution of galaxies: the rise of metals and dust. *Publ Astron Soc Aust* E053. <https://doi.org/10.1017/pasa.2017.43>. arXiv:1710.02150
- Ferrara A, Scannapieco E, Bergeron J (2005) Where are the missing cosmic metals? *Astrophys J Lett* 634:L37–L40. <https://doi.org/10.1086/498845>. arXiv:astro-ph/0510525
- Ferreras I, Pasquali A, Malhotra S, Rhoads J, Cohen S, Windhorst R, Pirzkal N, Grogin N, Koekemoer AM, Lisker T, Panagia N, Daddi E, Hathi NP (2009) Early-type galaxies in the PEARs Survey: probing the stellar populations at moderate redshift. *Astrophys J* 706:158–169. <https://doi.org/10.1088/0004-637X/706/1/158>. arXiv:0908.0739
- Finkelstein SL, Papovich C, Giavalisco M, Reddy NA, Ferguson HC, Koekemoer AM, Dickinson M (2010) On the stellar populations and evolution of star-forming galaxies at $6.3z \leq 8.6$. *Astrophys J* 719:1250–1273. <https://doi.org/10.1088/0004-637X/719/2/1250>. arXiv:0912.1338
- Finkelstein SL, Cohen SH, Moustakas J, Malhotra S, Rhoads JE, Papovich C (2011a) Dust Extinction and metallicities of star-forming Ly α emitting galaxies at low redshift. *Astrophys J* 733:117. <https://doi.org/10.1088/0004-637X/733/2/117>. arXiv:1012.4010
- Finkelstein SL, Hill GJ, Gebhardt K, Adams J, Blanc GA, Papovich C, Ciardullo R, Drory N, Gawiser E, Gronwall C, Schneider DP, Tran KV (2011b) The HETDEX Pilot Survey. III. The Low metallicities of high-redshift Ly α galaxies. *Astrophys J* 729:140. <https://doi.org/10.1088/0004-637X/729/2/140>. arXiv:1011.0431
- Finlator K, Davé R (2008) The origin of the galaxy mass–metallicity relation and implications for galactic outflows. *Mon Not R Astron Soc* 385:2181–2204. <https://doi.org/10.1111/j.1365-2966.2008.12991.x>. arXiv:0704.3100
- Fitzpatrick PJ, Graves GJ (2015) Early-type galaxy star formation histories in different environments. *Mon Not R Astron Soc* 447:1383–1397. <https://doi.org/10.1093/mnras/stu2509>. arXiv:1403.7836
- Fluetsch A, Maiolino R, Carniani S, Marconi A, Ciccone C, Bourne MA, Costa T, Fabian AC, Ishibashi W, Venturi G (2018) Cold molecular outflows in the local universe. arXiv:1805.05352 (arXiv e-prints)
- Fontanot F, De Lucia G, Hirschmann M, Bruzual G, Charlot S, Zibetti S (2017) Variations of the stellar initial mass function in semi-analytical models: implications for the mass assembly and the chemical enrichment of galaxies in the GAEA model. *Mon Not R Astron Soc* 464:3812–3824. <https://doi.org/10.1093/mnras/stw2612>. arXiv:1606.01908
- Forbes JC, Krumholz MR, Burkert A, Dekel A (2014) On the origin of the fundamental metallicity relation and the scatter in galaxy scaling relations. *Mon Not R Astron Soc* 443:168–185. <https://doi.org/10.1093/mnras/stu1142>. arXiv:1311.1509
- Förster Schreiber NM, Genzel R, Bouché N, Cresci G, Davies R, Buschkamp P, Shapiro K, Tacconi LJ, Hicks EKS, Genel S, Shapley AE, Erb DK, Steidel CC, Lutz D, Eisenhauer F, Gillessen S, Sternberg A, Renzini A, Cimatti A, Daddi E, Kurk J, Lilly S, Kong X, Lehnert MD, Nesvadba N, Verma A, McCracken H, Arimoto N, Mignoli M, Onodera M (2009) The SINS survey: SINFONI integral field

- spectroscopy of $z \sim 2$ star-forming galaxies. *Astrophys J* 706:1364–1428. <https://doi.org/10.1088/0004-637X/706/2/1364>. arXiv:0903.1872
- Förster Schreiber NM, Renzini A, Mancini C, Genzel R, Bouché N, Cresci G, Hicks EKS, Lilly SJ, Peng Y, Burkert A, Carollo CM, Cimatti A, Daddi E, Davies RI, Genel S, Kurk JD, Lang P, Lutz D, Mainieri V, McCracken HJ, Mignoli M, Naab T, Oesch P, Pozzetti L, Scodreggio M, Shapiro Griffin K, Shapley AE, Sternberg A, Tacchella S, Tacconi LJ, Wuyts S, Zamorani G (2018) The SINS/zC-SINF Survey of $z \sim 2$ galaxy kinematics: SINFONI Adaptive optics-assisted data and kiloparsec-scale emission-line properties. *Astrophys J Supp* 238:21. <https://doi.org/10.3847/1538-4365/aadd49>. arXiv:1802.07276
- Fosbury RAE, Villar-Martín M, Humphrey A, Lombardi M, Rosati P, Stern D, Hook RN, Holden BP, Stanford SA, Squires GK, Rauch M, Sargent WLW (2003) Massive star formation in a gravitationally lensed HII galaxy at $z = 3.357$. *Astrophys J* 596:797–809. <https://doi.org/10.1086/378228>. arXiv:astro-ph/0307162
- Foster C, Hopkins AM, Gunawardhana M, Lara-López MA, Sharp RG, Steele O, Taylor EN, Driver SP, Baldry IK, Bamford SP, Liske J, Loveday J, Norberg P, Peacock JA, Alpaslan M, Bauer AE, Bland-Hawthorn J, Brough S, Cameron E, Colless M, Conselice CJ, Croom SM, Frenk CS, Hill DT, Jones DH, Kelvin LS, Kuijken K, Nichol RC, Owers MS, Parkinson HR, Pimbblet KA, Popescu CC, Prescott M, Robotham ASG, Lopez-Sanchez AR, Sutherland WJ, Thomas D, Tuffs RJ, van Kampen E, Wijesinghe D (2012) Galaxy And Mass Assembly (GAMA): the mass–metallicity relationship. *Astron Astrophys* 547:A79. <https://doi.org/10.1051/0004-6361/201220050>. arXiv:1209.1636
- Frebel A, Norris JE (2015) Near-field cosmology with extremely metal-poor stars. *Ann Rev Astron Astrophys* 53:631–688. <https://doi.org/10.1146/annurev-astro-082214-122423>. arXiv:1501.06921
- Frebel A, Johnson JL, Bromm V (2007) Probing the formation of the first low-mass stars with stellar archaeology. *Mon Not R Astron Soc* 380:L40–L44. <https://doi.org/10.1111/j.1745-3933.2007.00344.x>. arXiv:astro-ph/0701395
- Freeman KC (2012) The HERMES project: reconstructing galaxy formation. In: Aoki W, Ishigaki M, Suda T, Tsujimoto T, Arimoto N (eds) Galactic Archaeology: near-field cosmology and the formation of the Milky Way, Astronomical Society of the Pacific, San Francisco, ASP Pacific Conference Series, vol 458, p 393
- Freudling W, Corbin MR, Korista KT (2003) Iron Emission in $z = 6$ QSOS. *Astrophys J Lett* 587:L67–L70. <https://doi.org/10.1086/375338>. arXiv:astro-ph/0303424
- Friedmann M, Maoz D (2018) The rate of Type-Ia supernovae in galaxy clusters and the delay-time distribution out to redshift 1.75. *Mon Not R Astron Soc* 479:3563–3581. <https://doi.org/10.1111/j.1365-2966.2007.12603.x>
- Friel ED (1995) The old open clusters of the Milky Way. *ARA&A* 33:381–414. <https://doi.org/10.1146/annurev.aa.33.090195.002121>
- Fu H, Stockton A (2009) Extended emission-line regions: remnants of quasar superwinds? *ApJ* 690:953–973. <https://doi.org/10.1088/0004-637X/690/1/953>. arXiv:0809.1117
- Fu J, Kauffmann G, Mi Huang, Yates RM, Moran S, Heckman TM, Davé R, Guo Q, Henriques BMB (2013) Star formation and metallicity gradients in semi-analytic models of disc galaxy formation. *Mon Not R Astron Soc* 434:1531–1548. <https://doi.org/10.1093/mnras/stt1117>. arXiv:1303.5586
- Fumagalli M (2014) Metal abundances in the high-redshift intergalactic medium. *Mem Soc Astron Ital* 85:355 arXiv:1312.5321
- Fumagalli M, O’Meara JM, Prochaska JX, Rafelski M, Kanekar N (2015) Directly imaging damped Ly α galaxies at $z > 2$ - III. The star formation rates of neutral gas reservoirs at $z \sim 2.7$. *Mon Not R Astron Soc* 446:3178–3198. <https://doi.org/10.1093/mnras/stu2325>. arXiv:1409.2880
- Fynbo JPU, Starling RLC, Ledoux C, Wiersema K, Thöne CC, Sollerman J, Jakobsson P, Hjorth J, Watson D, Vreeswijk PM, Møller P, Rol E, Gorosabel J, Näränen J, Wijers RAMJ, Björnsson G, Castro Cerón JM, Curran P, Hartmann DH, Holland ST, Jensen BL, Levan AJ, Limousin M, Kouveliotou C, Nelemans G, Pedersen K, Priddy RS, Tanvir NR (2006) Probing cosmic chemical evolution with gamma-ray bursts: GRB 060206 at $z = 4.048$. *Astron Astrophys* 451:L47–L50. <https://doi.org/10.1051/0004-6361:20065056>. arXiv:astro-ph/0602444
- Fynbo JPU, Prochaska JX, Sommer-Larsen J, Dessauges-Zavadsky M, Møller P (2008) Reconciling the metallicity distributions of gamma-ray burst, damped Ly α , and Lyman break galaxies at $z \approx 3$. *Astrophys J* 683:321–328. <https://doi.org/10.1086/589555>. arXiv:0801.3273
- Fynbo JPU, Laursen P, Ledoux C, Møller P, Durgapal AK, Goldoni P, Gullberg B, Kaper L, Maund J, Noterdaeme P, Östlin G, Strandet ML, Toft S, Vreeswijk PM, Zafar T (2010) Galaxy counterparts of

- metal-rich damped Ly α absorbers—I. The case of the $z = 2.35$ DLA towards Q2222–0946. *Mon Not R Astron Soc* 408:2128–2136. <https://doi.org/10.1111/j.1365-2966.2010.17294.x>. arXiv:1002.4626
- Gabel JR, Arav N, Kim TS (2006) The AGN outflow in the HDF-S target QSO J2233–606 from a high-resolution VLT UVES spectrum. *Astrophys J* 646:742–753. <https://doi.org/10.1086/505070>. arXiv:astro-ph/0604357
- Gallazzi A, Charlot S, Brinchmann J, White SDM, Tremonti CA (2005) The ages and metallicities of galaxies in the local universe. *Mon Not R Astron Soc* 362:41–58. <https://doi.org/10.1111/j.1365-2966.2005.09321.x>. arXiv:astro-ph/0506539
- Gallazzi A, Charlot S, Brinchmann J, White SDM (2006) Ages and metallicities of early-type galaxies in the Sloan Digital Sky Survey: new insight into the physical origin of the colour-magnitude and the Mg $_2$ – σ_V relations. *Mon Not R Astron Soc* 370:1106–1124. <https://doi.org/10.1111/j.1365-2966.2006.10548.x>. arXiv:astro-ph/0605300
- Gallazzi A, Brinchmann J, Charlot S, White SDM (2008) A census of metals and baryons in stars in the local Universe. *Mon Not R Astron Soc* 383:1439–1458. <https://doi.org/10.1111/j.1365-2966.2007.12632.x>. arXiv:0708.0533
- Gallazzi A, Bell EF, Zibetti S, Brinchmann J, Kelson DD (2014) Charting the evolution of the ages and metallicities of massive galaxies since $z = 0.7$. *Astrophys J* 788:72. <https://doi.org/10.1088/0004-637X/788/1/72>. arXiv:1404.5624
- Galliano F, Galametz M, Jones AP (2018) The interstellar dust properties of nearby galaxies. *Annu Rev Astron Astrophys* 56:673–713. <https://doi.org/10.1146/annurev-astro-081817-051900>. arXiv:1711.07434
- Ganguly R, Masiero J, Charlton JC, Sembach KR (2003) An intrinsic absorption complex toward RX J1230.8+0115: geometry and photoionization conditions. *Astrophys J* 598:922–934. <https://doi.org/10.1086/379057>. arXiv:astro-ph/0308274
- Ganguly R, Sembach KR, Tripp TM, Savage BD, Wakker BP (2006) High-resolution absorption spectroscopy of multiphase, high-metallicity gas associated with the luminous quasar HE 0226–4110. *Astrophys J* 645:868–889. <https://doi.org/10.1086/504395>. arXiv:astro-ph/0603492
- García-Rojas J, Esteban C (2007) On the abundance discrepancy problem in H II regions. *Astrophys J* 670:457–470. <https://doi.org/10.1086/521871>. arXiv:0707.3518
- García-Rojas J, Peña M, Peimbert A (2009) Faint recombination lines in Galactic PNe with a [WC] nucleus. *Astron Astrophys* 496:139–152. <https://doi.org/10.1051/0004-6361/200811185>. arXiv:0812.3049
- García-Rojas J, Peña M, Morisset C, Delgado-Inglada G, Mesa-Delgado A, Ruiz MT (2013) Analysis of chemical abundances in planetary nebulae with [WC] central stars. II. Chemical abundances and the abundance discrepancy factor. *Astron Astrophys* 558:A122. <https://doi.org/10.1051/0004-6361/201322354>. arXiv:1309.1663
- Garnett DR (1990) Nitrogen in irregular galaxies. *Astrophys J* 363:142–153. <https://doi.org/10.1086/169324>
- Garnett DR (1992) Electron temperature variations and the measurement of nebular abundances. *Astrophys J* 103:1330–1337. <https://doi.org/10.1086/116146>
- Garnett DR (2002) The luminosity–metallicity relation, effective yields, and metal loss in spiral and irregular galaxies. *Astrophys J* 581:1019–1031. <https://doi.org/10.1086/344301>. arXiv:astro-ph/0209012
- Garnett DR, Shields GA (1987) The composition gradient across M81. *Astrophys J* 317:82–101. <https://doi.org/10.1086/165257>
- Garnett DR, Skillman ED, Dufour RJ, Peimbert M, Torres-Peimbert S, Terlevich R, Terlevich E, Shields GA (1995) The evolution of C/O in dwarf galaxies from Hubble Space Telescope FOS observations. *Astrophys J* 443:64–76. <https://doi.org/10.1086/175503>. arXiv:astro-ph/9411011
- Garnett DR, Skillman ED, Dufour RJ, Shields GA (1997) High carbon in I Zwicky 18: new results from Hubble Space Telescope spectroscopy. *Astrophys J* 481:174–178. <https://doi.org/10.1086/304058>. arXiv:astro-ph/9611026
- Garnett DR, Shields GA, Peimbert M, Torres-Peimbert S, Skillman ED, Dufour RJ, Terlevich E, Terlevich RJ (1999) Carbon in spiral galaxies from Hubble Space Telescope spectroscopy. *Astrophys J* 513:168–179. <https://doi.org/10.1086/306860>. arXiv:astro-ph/9810026
- Gavazzi G, Scodreggio M (1996) The mass dependence of the star formation history of disk galaxies. *Astron Astrophys* 312:L29–L32
- Gazak JZ, Kudritzki R, Evans C, Patrick L, Davies B, Bergemann M, Plez B, Bresolin F, Bender R, Wegner M, Bonanos AZ, Williams SJ (2015) Red supergiants as cosmic abundance probes: the sculptor galaxy NGC 300. *Astrophys J* 805:182. <https://doi.org/10.1088/0004-637X/805/2/182>. arXiv:1505.00871

- Genel S (2016) How environment affects galaxy metallicity through stripping and formation history: lessons from the Illustris simulation. *Astrophys J* 822:107. <https://doi.org/10.3847/0004-637X/822/2/107>. arXiv:1602.02773
- Genel S, Vogelsberger M, Springel V, Sijacki D, Nelson D, Snyder G, Rodriguez-Gomez V, Torrey P, Hernquist L (2014) Introducing the Illustris project: the evolution of galaxy populations across cosmic time. *Mon Not R Astron Soc* 445:175–200. <https://doi.org/10.1093/mnras/stu1654>. arXiv:1405.3749
- Genzel R, Tacconi LJ, Lutz D, Saintonge A, Berta S, Magnelli B, Combes F, García-Burillo S, Neri R, Bolatto A, Contini T, Lilly S, Boissier J, Boone F, Bouché N, Bournaud F, Burkert A, Carollo M, Colina L, Cooper MC, Cox P, Feruglio C, Förster Schreiber NM, Freundlich J, Gracia-Carpio J, Juneau S, Kovac K, Lippa M, Naab T, Salome P, Renzini A, Sternberg A, Walter F, Weiner B, Weiss A, Wuyts S (2015) Combined CO and dust scaling relations of depletion time and molecular gas fractions with cosmic time, specific star-formation rate, and stellar mass. *Astrophys J* 800:20. <https://doi.org/10.1088/0004-637X/800/1/20>. arXiv:1409.1171
- Gibson BK, Pilkington K, Brook CB, Stinson GS, Bailin J (2013) Constraining sub-grid physics with high-redshift spatially-resolved metallicity distributions. *Astron Astrophys* 554:A47. <https://doi.org/10.1051/0004-6361/201321239>. arXiv:1304.3020
- Gilmore G, Randich S, Asplund M, Binney J, Bonifacio P, Drew J, Feltzing S, Ferguson A, Jeffries R, Micela G et al (2012) The Gaia-ESO public spectroscopic survey. *Messenger* 147:25–31
- Gioannini L, Matteucci F, Calura F (2017a) The cosmic dust rate across the Universe. *Mon Not R Astron Soc* 471:4615–4627. <https://doi.org/10.1093/mnras/stx1914>. arXiv:1707.06784
- Gioannini L, Matteucci F, Vladilo G, Calura F (2017b) A new galactic chemical evolution model with dust: results for dwarf irregular galaxies and DLA systems. *Mon Not R Astron Soc* 464:985–1002. <https://doi.org/10.1093/mnras/stw2343>. arXiv:1609.03833
- Goddard D, Thomas D, Maraston C, Westfall K, Etherington J, Riffel R, Mallmann ND, Zheng Z, Argudo-Fernández M, Lian J, Bershady M, Bundy K, Drory N, Law D, Yan R, Wake D, Weijmans A, Bizyaev D, Brownstein J, Lane RR, Maiolino R, Masters K, Merrifield M, Nitschelm C, Pan K, Roman-Lopes A, Storch-Bergmann T, Schneider DP (2017) SDSS-IV MaNGA: spatially resolved star formation histories in galaxies as a function of galaxy mass and type. *Mon Not R Astron Soc* 466:4731–4758. <https://doi.org/10.1093/mnras/stw3371>. arXiv:1612.01546
- Goddard QE, Bresolin F, Kennicutt RC, Ryan-Weber EV, Rosales-Ortega FF (2011) On the nature of the H II regions in the extended ultraviolet disc of NGC 4625. *Mon Not R Astron Soc* 412:1246–1258. <https://doi.org/10.1111/j.1365-2966.2010.17990.x>. arXiv:1011.1967
- González Delgado RM, Leitherer C, Heckman T, Lowenthal JD, Ferguson HC, Robert C (1998) Far-ultraviolet spectra of starburst galaxies: stellar population and the kinematics of the interstellar medium. *Astrophys J* 495:698–717. <https://doi.org/10.1086/305321>
- González Delgado RM, Cid Fernandes R, García-Benito R, Pérez E, de Amorim AL, Cortijo-Ferrero C, Lacerda EAD, López Fernández R, Sánchez SF, Vale Asari N, Alves J, Bland-Hawthorn J, Galbany L, Gallazzi A, Husemann B, Bekeraite S, Jungwiert B, López-Sánchez AR, de Lorenzo-Cáceres A, Marino RA, Mast D, Mollá M, del Olmo A, Sánchez-Blázquez P, van de Ven G, Vílchez JM, Walcher CJ, Wisotzki L, Ziegler B, Collaboration920 C (2014) Insights on the stellar mass–metallicity relation from the CALIFA survey. *Astrophys J Lett* 791:L16. <https://doi.org/10.1088/2041-8205/791/1/L16>. arXiv:1407.1315
- González Delgado RM, García-Benito R, Pérez E, Cid Fernandes R, de Amorim AL, Cortijo-Ferrero C, Lacerda EAD, López Fernández R, Vale-Asari N, Sánchez SF, Mollá M, Ruiz-Lara T, Sánchez-Blázquez P, Walcher CJ, Alves J, Aguerri JAL, Bekeraite S, Bland-Hawthorn J, Galbany L, Gallazzi A, Husemann B, Iglesias-Páramo J, Kalinova V, López-Sánchez AR, Marino RA, Márquez I, Masegosa J, Mast D, Méndez-Abreu J, Mendoza A, del Olmo A, Pérez I, Quirrenbach A, Zibetti S (2015) The CALIFA survey across the Hubble sequence. Spatially resolved stellar population properties in galaxies. *Astron Astrophys* 581:A103. <https://doi.org/10.1051/0004-6361/201525938>. arXiv:1506.04157
- Governato F, Brook CB, Brooks AM, Mayer L, Willman B, Jonsson P, Stilp AM, Pope L, Christensen C, Wadsley J, Quinn T (2009) Forming a large disc galaxy from a $z < 1$ major merger. *Mon Not R Astron Soc* 398:312–320. <https://doi.org/10.1111/j.1365-2966.2009.15143.x>. arXiv:0812.0379
- Grandi SA (1976) The excitation of permitted lines in gaseous nebulae. *Astrophys J* 206:658–671. <https://doi.org/10.1086/154424>
- Grasshorn Gebhardt HS, Zeimann GR, Ciardullo R, Gronwall C, Hagen A, Bridge JS, Schneider DP, Trump JR (2016) Young, Star-forming galaxies and their local counterparts: the evolving relationship

- of mass–SFR–metallicity since $z \sim 2.1$. *Astrophys J* 817:10. <https://doi.org/10.3847/0004-637X/817/1/10>. arXiv:1511.08243
- Graves GJ, Faber SM, Schiavone RP (2009) Dissecting the Red sequence. I. Star-formation histories of quiescent galaxies: the color-magnitude versus the color- σ relation. *Astrophys J* 693:486–506. <https://doi.org/10.1088/0004-637X/693/1/486>. arXiv:0810.4334
- Gray WJ, Scannapieco E (2017) The effect of turbulence on nebular emission line ratios. *Astrophys J* 849:132. <https://doi.org/10.3847/1538-4357/aa9121>. arXiv:1710.01312
- Greene JE, Murphy JD, Graves GJ, Gunn JE, Raskutti S, Comerford JM, Gebhardt K (2013) The Stellar halos of massive elliptical galaxies. II. Detailed abundance ratios at large radius. *Astrophys J* 776:64. <https://doi.org/10.1088/0004-637X/776/2/64>. arXiv:1308.2682
- Greggio L, Renzini A (1983) The binary model for type I supernovae—theoretical rates. *Astron Astrophys* 118:217–222
- Greggio L, Renzini A (2011) Stellar populations. A User guide from low to high redshift. Series in cosmology. Wiley, Oxford
- Griffith E, Martini P, Conroy C (2018) A Comparison of stellar and gas-phase chemical abundances in dusty early-type galaxies. arXiv:1809.05114 (arXiv e-prints)
- Grisoni V, Spitoni E, Matteucci F, Recio-Blanco A, de Laverny P, Hayden M, Mikolaitis S, Worley CC (2017) The AMBRE project: chemical evolution models for the Milky Way thick and thin discs. *Mon Not R Astron Soc* 472:3637–3647. <https://doi.org/10.1093/mnras/stx2201>. arXiv:1706.02614
- Grisoni V, Spitoni E, Matteucci F (2018) Abundance gradients along the Galactic disc from chemical evolution models. *Mon Not R Astron Soc* 481:2570–2580. <https://doi.org/10.1093/mnras/sty2444>. arXiv:1805.11415
- Grønnow AE, Finlator K, Christensen L (2015) Merging galaxies produce outliers from the fundamental metallicity relation. *Mon Not R Astron Soc* 451:4005–4017. <https://doi.org/10.1093/mnras/stv1232>. arXiv:1506.00551
- Groves BA, Heckman TM, Kauffmann G (2006) Emission-line diagnostics of low-metallicity active galactic nuclei. *Mon Not R Astron Soc* 371:1559–1569. <https://doi.org/10.1111/j.1365-2966.2006.10812.x>. arXiv:astro-ph/0607311
- Guidi G, Scannapieco C, Walcher J, Gallazzi A (2016) Physical properties of galaxies: towards a consistent comparison between hydrodynamical simulations and SDSS. *Mon Not R Astron Soc* 462:2046–2062. <https://doi.org/10.1093/mnras/stw1790>. arXiv:1602.06297
- Guidi G, Casado J, Ascasibar Y, García-Benito R, Galbany L, Sánchez-Blázquez P, Sánchez SF, Rosales-Ortega FF, Scannapieco C (2018) The SELGIFS data challenge: generating synthetic observations of CALIFA galaxies from hydrodynamical simulations. *Mon Not R Astron Soc* 479:917–931. <https://doi.org/10.1093/mnras/sty1480>. arXiv:1610.07620
- Guo Y, Koo DC, Lu Y, Forbes JC, Rafelski M, Trump JR, Amorín R, Barro G, Davé R, Faber SM, Hathi NP, Yesuf H, Cooper MC, Dekel A, Guhathakurta P, Kirby EN, Koekemoer AM, Pérez-González PG, Lin L, Newman JA, Primack JR, Rosario DJ, Willmer CNA, Yan R (2016) Stellar mass-gas-phase metallicity relation at $0.5 \leq z \leq 0.7$: a power law with increasing scatter toward the low-mass regime. *Astrophys J* 822:103. <https://doi.org/10.3847/0004-637X/822/2/103>. arXiv:1603.04863
- Gustafsson B, Karlsson T, Olsson E, Edvardsson B, Ryde N (1999) The origin of carbon, investigated by spectral analysis of solar-type stars in the Galactic Disk. *Astron Astrophys* 342:426–439. arXiv:astro-ph/9811303
- Gutkin J, Charlot S, Bruzual G (2016) Modelling the nebular emission from primeval to present-day star-forming galaxies. *Mon Not R Astron Soc* 462:1757–1774. <https://doi.org/10.1093/mnras/stw1716>. arXiv:1607.06086
- Haehnelt MG, Steinmetz M, Rauch M (1998) Damped Ly α absorber at high redshift: large disks or galactic building blocks? *Astrophys J* 495:647–658. <https://doi.org/10.1086/305323>. arXiv:astro-ph/9706201
- Hainline KN, Shapley AE, Kornei KA, Pettini M, Buckley-Geer E, Allam SS, Tucker DL (2009) Rest-Frame optical spectra of three strongly lensed galaxies at $z \sim 2$. *Astrophys J* 701:52–65. <https://doi.org/10.1088/0004-637X/701/1/52>. arXiv:0906.2197
- Halliday C, Daddi E, Cimatti A, Kurk J, Renzini A, Mignoli M, Bolzonella M, Pozzetti L, Dickinson M, Zamorani G, Berta S, Franceschini A, Cassata P, Rodighiero G, Rosati P (2008) GMSS ultradeep spectroscopy of galaxies at $z \sim 2$. I. The stellar metallicity. *Astron Astrophys* 479:417–425. <https://doi.org/10.1051/0004-6361:20078673>. arXiv:0801.1193

- Hamann F, Ferland G (1999) Elemental abundances in quasistellar objects: star formation and galactic nuclear evolution at high redshifts. *Annu Rev Astron Astrophys* 37:487–531. <https://doi.org/10.1146/annurev.astro.37.1.487>. arXiv:astro-ph/9904223
- Hamilton D (1985) The spectral evolution of galaxies. I. An observational approach. *Astrophys J* 297:371–389. <https://doi.org/10.1086/163537>
- Harrison CD, Colless M, Kuntschner H, Couch WJ, de Propris R, Pracy MB (2011) The stellar populations of early-type galaxies—II. The effects of environment and mass. *Mon Not R Astron Soc* 413:1036–1053. <https://doi.org/10.1111/j.1365-2966.2011.18195.x>. arXiv:1101.0568
- Harwit M, Brisbin D (2015) Origin of the Galaxy Mass-metallicity-star formation relation. *Astrophys J* 800:91. <https://doi.org/10.1088/0004-637X/800/2/91>. arXiv:1412.2436
- Hashimoto T, Goto T, Momose R (2018a) Surface density: a new parameter in the fundamental metallicity relation of star-forming galaxies. *Mon Not R Astron Soc* 475:4424–4433. <https://doi.org/10.1093/mnras/sty113>. arXiv:1801.05808
- Hashimoto T, Inoue AK, Mawatari K, Tamura Y, Matsuo H, Furusawa H, Harikane Y, Shibuya T, Knudsen KK, Kohno K, Ono Y, Zackrisson E, Okamoto T, Kashikawa N, Oesch PA, Ouchi M, Ota K, Shimizu I, Taniguchi Y, Umehata H, Watson D (2018b) “Big Three Dragons”: a $z = 7.15$ Lyman break galaxy detected in [OIII] 88 μm , [CII] 158 μm , and dust continuum with ALMA. arXiv:1806.00486 (arXiv e-prints)
- Hashimoto T, Laporte N, Mawatari K, Ellis RS, Inoue AK, Zackrisson E, Roberts-Borsani G, Zheng W, Tamura Y, Bauer FE, Fletcher T, Harikane Y, Hatsukade B, Hayatsu NH, Matsuda Y, Matsuo H, Okamoto T, Ouchi M, Pelló R, Rydberg CE, Shimizu I, Taniguchi Y, Umehata H, Yoshida N (2018c) The onset of star formation 250 million years after the Big Bang. *Nature* 557:392–395. <https://doi.org/10.1038/s41586-018-0117-z>. arXiv:1805.05966
- Haurberg NC, Rosenberg J, Salzer JJ (2013) Metal abundances of 12 dwarf irregulars from the ADBS survey. *Astrophys J* 765:66. <https://doi.org/10.1088/0004-637X/765/1/66>. arXiv:1301.7513
- Haurberg NC, Salzer JJ, Cannon JM, Marshall MV (2015) Oxygen abundance measurements of SHIELD galaxies. *Astrophys J* 800:121. <https://doi.org/10.1088/0004-637X/800/2/121>. arXiv:1501.05159
- Hayashi M, Ly C, Shimasaku K, Motohara K, Malkan MA, Nagao T, Kashikawa N, Goto R, Naito Y (2015) Physical conditions of the interstellar medium in star-forming galaxies at $z \sim 1.5$. *Publ Astron Soc Jpn* 67:80. <https://doi.org/10.1093/pasj/psv041>. arXiv:1504.05589
- Hayden MR, Bovy J, Holtzman JA, Nidever DL, Bird JC, Weinberg DH, Andrews BH, Majewski SR, Allende Prieto C, Anders F, Beers TC, Bizyaev D, Chiappini C, Cunha K, Frinchaboy P, García-Hernández DA, García Pérez AE, Girardi L, Harding P, Hearty FR, Johnson JA, Mészáros S, Minchev I, O’Connell R, Pan K, Robin AC, Schiavon RP, Schneider DP, Schultheis M, Shetrone M, Skrutskie M, Steinmetz M, Smith V, Wilson JC, Zamora O, Zasowski G (2015) Chemical cartography with APOGEE: metallicity distribution functions and the chemical structure of the Milky Way disk. *Astrophys J* 808:132. <https://doi.org/10.1088/0004-637X/808/2/132>. arXiv:1503.02110
- Heckman TM (1980) An optical and radio survey of the nuclei of bright galaxies—activity in normal galactic nuclei. *Astron Astrophys* 87:152–164
- Heckman TM (2002) Galactic Superwinds Circa 2001. In: Mulchaey JS, Stocke JT (eds) *Extragalactic gas at low redshift*, Astronomical Society of the Pacific, San Francisco, ASP Pacific Conference Series, vol 254, p 292. arXiv:astro-ph/0107438
- Heckman TM, Thompson TA (2017) Galactic winds and the role played by massive stars. In: Alsabti AW, Murdin P (eds) *Handbook of supernovae*. Springer, Cham, pp 1–24. https://doi.org/10.1007/978-3-319-20794-0_23-2. arXiv:1701.09062
- Heckman TM, Robert C, Leitherer C, Garnett DR, van der Rydt F (1998) The ultraviolet spectroscopic properties of local starbursts: implications at high redshift. *Astrophys J* 503:646–661. <https://doi.org/10.1086/306035>. arXiv:astro-ph/9803185
- Heckman TM, Hoopes CG, Seibert M, Martin DC, Salim S, Rich RM, Kauffmann G, Charlot S, Barlow TA, Bianchi L, Byun YI, Donas J, Forster K, Friedman PG, Jelinsky PN, Lee YW, Madore BF, Malina RE, Milliard B, Morrissey PF, Neff SG, Schiminovich D, Siegmund OHW, Small T, Szalay AS, Welsh BY, Wyder TK (2005) The properties of ultraviolet-luminous galaxies at the current epoch. *Astrophys J Lett* 619:L35–L38. <https://doi.org/10.1086/425979>. arXiv:astro-ph/0412577
- Heckman TM, Alexandroff RM, Borthakur S, Overzier R, Leitherer C (2015) The systematic properties of the warm phase of starburst-driven galactic winds. *Astrophys J* 809:147. <https://doi.org/10.1088/0004-637X/809/2/147>. arXiv:1507.05622

- Hendricks B, Koch A, Lanfranchi GA, Boeche C, Walker M, Johnson CI, Peñarrubia J, Gilmore G (2014) The metal-poor knee in the Fornax dwarf spheroidal galaxy. *Astrophys J* 785:102. <https://doi.org/10.1088/0004-637X/785/2/102>. arXiv:1402.6328
- Henry A, Martin CL, Finlator K, Dressler A (2013a) The metallicity evolution of low-mass galaxies: new constraints at intermediate redshift. *Astrophys J* 769:148. <https://doi.org/10.1088/0004-637X/769/2/148>. arXiv:1304.4239
- Henry A, Scarlata C, Domínguez A, Malkan M, Martin CL, Siana B, Atek H, Bedregal AG, Colbert JW, Rafelski M, Ross N, Teplitz H, Bunker AJ, Dressler A, Hathi N, Masters D, McCarthy P, Straughn A (2013b) Low Masses and high redshifts: the evolution of the mass–metallicity relation. *Astrophys J Lett* 776:L27. <https://doi.org/10.1088/2041-8205/776/2/L27>. arXiv:1309.4458
- Henry RBC, Prochaska JX (2007) The chemical evolution of high- z galaxies from the relative abundances of N, Si, S, and Fe in damped Ly α systems. *Publ Astron Soc Pac* 119:962–979. <https://doi.org/10.1086/522038>. arXiv:0708.0236
- Henry RBC, Edmunds MG, Köppen J (2000) On the cosmic origins of carbon and nitrogen. *Astrophys J* 541:660–674. <https://doi.org/10.1086/309471>. arXiv:astro-ph/0004299
- Henry RBC, Kwitter KB, Jaskot AE, Balick B, Morrison MA, Milingo JB (2010) Abundances of galactic anticenter planetary nebulae and the oxygen gradient in the galactic disk. *Astrophys J* 724:748–761. <https://doi.org/10.1088/0004-637X/724/1/748>. arXiv:1009.1921
- Hill V, DART Collaboration (2012) Abundance patterns and the chemical enrichment of nearby dwarf galaxies. In: Aoki W, Ishigaki M, Suda T, Tsujimoto T, Arimoto N (eds) *Galactic Archaeology: near-field cosmology and the formation of the Milky Way*, Astronomical Society of the Pacific, San Francisco, ASP Pacific Conference Series, vol 458, p 297
- Hirschauer AS, Salzer JJ, Janowiecki S, Wegner GA (2018) Metal abundances of KISS galaxies. VI. New metallicity relations for the KISS sample of star-forming galaxies. *Astrophys J* 155:82. <https://doi.org/10.3847/1538-3881/aaa4ba>. arXiv:1801.01133
- Hirschmann M, Naab T, Davé R, Oppenheimer BD, Ostriker JP, Somerville RS, Oser L, Genzel R, Tacconi LJ, Förster-Schreiber NM, Burkert A, Genel S (2013) The effect of metal enrichment and galactic winds on galaxy formation in cosmological zoom simulations. *Mon Not R Astron Soc* 436:2929–2949. <https://doi.org/10.1093/mnras/stt1770>. arXiv:1309.2946
- Hirschmann M, De Lucia G, Fontanot F (2016) Galaxy assembly, stellar feedback and metal enrichment: the view from the GAEA model. *Mon Not R Astron Soc* 461:1760–1785. <https://doi.org/10.1093/mnras/stw1318>. arXiv:1512.04531
- Hirschmann M, Charlot S, Feltre A, Naab T, Choi E, Ostriker JP, Somerville RS (2017) Synthetic nebular emission from massive galaxies—I: origin of the cosmic evolution of optical emission-line ratios. *Mon Not R Astron Soc* 472:2468–2495. <https://doi.org/10.1093/mnras/stx2180>. arXiv:1706.00010
- Hitomi Collaboration (2017) Solar abundance ratios of the iron-peak elements in the Perseus cluster. *Nature* 551:478–480. <https://doi.org/10.1038/nature24301>. arXiv:1711.10035
- Ho IT, Kudritzki RP, Kewley LJ, Zahid HJ, Dopita MA, Bresolin F, Rupke DSN (2015) Metallicity gradients in local field star-forming galaxies: insights on inflows, outflows, and the coevolution of gas, stars and metals. *Mon Not R Astron Soc* 448:2030–2054. <https://doi.org/10.1093/mnras/stv067>. arXiv:1501.02668
- Ho IT, Seibert M, Meidt SE, Kudritzki RP, Kobayashi C, Groves BA, Kewley LJ, Madore BF, Rich JA, Schinnerer E, D’Agostino J, Poetrodjojo H (2017) The chemical evolution carousel of spiral galaxies: azimuthal variations of oxygen abundance in NGC1365. *Astrophys J* 846:39. <https://doi.org/10.3847/1538-4357/aa8460>. arXiv:1708.04966
- Ho IT, Meidt SE, Kudritzki RP, Groves BA, Seibert M, Madore BF, Schinnerer E, Rich JA, Kobayashi C, Kewley LJ (2018) Azimuthal variations of gas-phase oxygen abundance in NGC 2997. *Astron Astrophys* 618:A64. <https://doi.org/10.1051/0004-6361/201833262>. arXiv:1807.02043
- Holden BP, Oesch PA, González VG, Illingworth GD, Labbé I, Bouwens R, Franx M, van Dokkum P, Spitler L (2016) Rest-frame optical emission lines in $z \sim 3.5$ Lyman-break-selected galaxies: the ubiquity of unusually high [OIII]/H β ratios at 2 Gyr. *Astrophys J* 820:73. <https://doi.org/10.3847/0004-637X/820/1/73>. arXiv:1401.5490
- Hoopes CG, Heckman TM, Salim S, Seibert M, Tremonti CA, Schiminovich D, Rich RM, Martin DC, Charlot S, Kauffmann G, Forster K, Friedman PG, Morrissey P, Neff SG, Small T, Wyder TK, Bianchi L, Donas J, Lee YW, Madore BF, Milliard B, Szalay AS, Welsh BY, Yi SK (2007) The diverse properties of the most ultraviolet-luminous galaxies discovered by GALEX. *Astrophys J Supp* 173:441–456. <https://doi.org/10.1086/516644>. arXiv:astro-ph/0609415

- Hopkins PF, Kereš D, Oñorbe J, Faucher-Giguère CA, Quataert E, Murray N, Bullock JS (2014) Galaxies on FIRE (Feedback In Realistic Environments): stellar feedback explains cosmologically inefficient star formation. *Mon Not R Astron Soc* 445:581–603. <https://doi.org/10.1093/mnras/stu1738>. [arXiv:1311.2073](https://arxiv.org/abs/1311.2073)
- Hosek MW Jr, Kudritzki RP, Bresolin F, Urbaneja MA, Evans CJ, Pietrzyński G, Gieren W, Przybilla N, Carraro G (2014) Quantitative Spectroscopy of blue supergiants in metal-poor dwarf galaxy NGC 3109. *Astrophys J* 785:151. <https://doi.org/10.1088/0004-637X/785/2/151>. [arXiv:1402.6358](https://arxiv.org/abs/1402.6358)
- Hoyos C, Koo DC, Phillips AC, Willmer CNA, Guhathakurta P (2005) The DEEP2 Galaxy Redshift Survey: Discovery of Luminous, Metal-poor Star-forming Galaxies at Redshifts $z \sim 0.7^*$. *Astrophys J Lett* 635, L21–L24
- Hughes TM, Cortese L, Boselli A, Gavazzi G, Davies JI (2013) The role of cold gas and environment on the stellar mass–metallicity relation of nearby galaxies. *Astron Astrophys* 550:A115. <https://doi.org/10.1051/0004-6361/201218822>. [arXiv:1207.4191](https://arxiv.org/abs/1207.4191)
- Hunt L, Magrini L, Galli D, Schneider R, Bianchi S, Maiolino R, Romano D, Tosi M, Valiante R (2012) Scaling relations of metallicity, stellar mass and star formation rate in metal-poor starbursts—I. A fundamental plane. *Mon Not R Astron Soc* 427:906–918. <https://doi.org/10.1111/j.1365-2966.2012.21761.x>. [arXiv:1209.1100](https://arxiv.org/abs/1209.1100)
- Hunt L, Dayal P, Magrini L, Ferrara A (2016a) Coevolution of metallicity and star formation in galaxies to $z \simeq 3.7$ —I. A fundamental plane. *Mon Not R Astron Soc* 463:2002–2019. <https://doi.org/10.1093/mnras/stw1993>. [arXiv:1608.05417](https://arxiv.org/abs/1608.05417)
- Hunt L, Dayal P, Magrini L, Ferrara A (2016b) Coevolution of metallicity and star formation in galaxies to $z \simeq 3.7$ —II. A theoretical model. *Mon Not R Astron Soc* 463:2020–2031. <https://doi.org/10.1093/mnras/stw2091>. [arXiv:1608.05418](https://arxiv.org/abs/1608.05418)
- Husemann B, Wisotzki L, Jahnke K, Sánchez SF (2011) The low-metallicity QSO HE 2158–0107: a massive galaxy growing by accretion of nearly pristine gas from its environment? *Astron Astrophys* 535:A72. <https://doi.org/10.1051/0004-6361/201117596>. [arXiv:1109.3309](https://arxiv.org/abs/1109.3309)
- Inoue AK, Tamura Y, Matsuo H, Mawatari K, Shimizu I, Shibuya T, Ota K, Yoshida N, Zackrisson E, Kashikawa N, Kohno K, Umehata H, Hatsukade B, Iye M, Matsuda Y, Okamoto T, Yamaguchi Y (2016) Detection of an oxygen emission line from a high-redshift galaxy in the reionization epoch. *Science* 352:1559–1562. <https://doi.org/10.1126/science.aaf0714>. [arXiv:1606.04989](https://arxiv.org/abs/1606.04989)
- Iwamoto K, Brachwitz F, Nomoto K, Kishimoto N, Umeda H, Hix WR, Thielemann FK (1999) Nucleosynthesis in Chandrasekhar mass models for type IA supernovae and constraints on Progenitor systems and burning-front propagation. *Astrophys J Supp* 125:439–462. <https://doi.org/10.1086/313278>. [arXiv:astro-ph/0002337](https://arxiv.org/abs/astro-ph/0002337)
- Iwamuro F, Kimura M, Eto S, Maihara T, Motohara K, Yoshii Y, Doi M (2004) FeII/MgII emission-line ratios of QSOs. II. $z > 6$ objects. *Astrophys J* 614:69–74. <https://doi.org/10.1086/423610>. [arXiv:astro-ph/0408517](https://arxiv.org/abs/astro-ph/0408517)
- Izotov YI, Thuan TX (1999) Heavy-element abundances in blue compact galaxies. *Astrophys J* 511:639–659. <https://doi.org/10.1086/306708>. [arXiv:astro-ph/9811387](https://arxiv.org/abs/astro-ph/9811387)
- Izotov YI, Thuan TX (2007) MMT observations of new extremely metal-poor emission-line galaxies in the sloan digital sky survey. *Astrophys J* 665:1115–1128. <https://doi.org/10.1086/519922>. [arXiv:0704.3842](https://arxiv.org/abs/0704.3842)
- Izotov YI, Schaerer D, Blecha A, Royer F, Guseva NG, North P (2006a) VLT/GIRAFFE spectroscopic observations of the metal-poor blue compact dwarf galaxy SBS 0335–052E. *Astron Astrophys* 459:71–84. <https://doi.org/10.1051/0004-6361:20065622>. [arXiv:astro-ph/0608203](https://arxiv.org/abs/astro-ph/0608203)
- Izotov YI, Stasińska G, Meynet G, Guseva NG, Thuan TX (2006b) The chemical composition of metal-poor emission-line galaxies in the Data Release 3 of the Sloan Digital Sky Survey. *Astron Astrophys* 448:955–970. <https://doi.org/10.1051/0004-6361:20053763>. [arXiv:astro-ph/0511644](https://arxiv.org/abs/astro-ph/0511644)
- Izotov YI, Guseva NG, Thuan TX (2011) Green pea galaxies and cohorts: luminous compact emission-line galaxies in the sloan digital sky survey. *Astrophys J* 728:161. <https://doi.org/10.1088/0004-637X/728/2/161>. [arXiv:1012.5639](https://arxiv.org/abs/1012.5639)
- Izotov YI, Thuan TX, Guseva NG (2012) Hunting for extremely metal-poor emission-line galaxies in the Sloan Digital Sky Survey: MMT and 3.5 m APO observations. *Astron Astrophys* 546:A122. <https://doi.org/10.1051/0004-6361/201219733>. [arXiv:1207.5971](https://arxiv.org/abs/1207.5971)
- Izotov YI, Guseva NG, Fricke KJ, Henkel C (2015) On the universality of luminosity–metallicity and mass–metallicity relations for compact star-forming galaxies at redshifts $0 < z < 3$. *Mon Not R Astron Soc* 451:2251–2262. <https://doi.org/10.1093/mnras/stv1115>. [arXiv:1505.05853](https://arxiv.org/abs/1505.05853)

- Izotov YI, Thuan TX, Guseva NG, Liss SE (2018a) J0811+4730: the most metal-poor star-forming dwarf galaxy known. *Mon Not R Astron Soc* 473:1956–1966. <https://doi.org/10.1093/mnras/stx2478>. arXiv:1709.00202
- Izotov YI, Thuan TX, Guseva NG, Liss SE (2018b) J0811+4730: the most metal-poor star-forming dwarf galaxy known. *Mon Not R Astron Soc* 473:1956–1966. <https://doi.org/10.1093/mnras/stx2478>. arXiv:1709.00202
- Izotov YI, Worseck G, Schaerer D, Guseva NG, Thuan TX, Fricke VA, Orlitová I (2018c) Low-redshift Lyman continuum leaking galaxies with high [O III]/[O II] ratios. *Mon Not R Astron Soc* 478:4851–4865. <https://doi.org/10.1093/mnras/sty1378>. arXiv:1805.09865
- James BL, Tsamis YG, Barlow MJ, Westmoquette MS, Walsh JR, Cuisinier F, Exter KM (2009) A VLT VIMOS study of the anomalous BCD Mrk996: mapping the ionized gas kinematics and abundances. *Mon Not R Astron Soc* 398:2–22. <https://doi.org/10.1111/j.1365-2966.2009.15172.x>. arXiv:0903.2280
- James BL, Tsamis YG, Barlow MJ, Walsh JR, Westmoquette MS (2013) The merging dwarf galaxy UM 448: chemodynamics of the ionized gas from VLT integral field spectroscopy. *Mon Not R Astron Soc* 428:86–102. <https://doi.org/10.1093/mnras/sts004>. arXiv:1209.3011
- James BL, Aloisi A, Heckman T, Sohn ST, Wolfe MA (2014a) Investigating nearby star-forming galaxies in the ultraviolet with HST/COS spectroscopy. I. Spectral analysis and interstellar abundance determinations. *Astrophys J* 795:109. <https://doi.org/10.1088/0004-637X/795/2/109>. arXiv:1408.4420
- James BL, Pettini M, Christensen L, Auger MW, Becker GD, King LJ, Quider AM, Shapley AE, Steidel CC (2014b) Testing metallicity indicators at $z \sim 1.4$ with the gravitationally lensed galaxy CASSOWARY 20. *Mon Not R Astron Soc* 440:1794–1809. <https://doi.org/10.1093/mnras/stu287>. arXiv:1311.5092
- Jaskot AE, Ravindranath S (2016) Photoionization models for the semi-forbidden C III] 1909 emission in star-forming galaxies. *Astrophys J* 833:136. <https://doi.org/10.3847/1538-4357/833/2/136>. arXiv:1610.03778
- Jenkins EB (2009) A unified representation of gas-phase element depletions in the interstellar medium. *Astrophys J* 700:1299–1348. <https://doi.org/10.1088/0004-637X/700/2/1299>. arXiv:0905.3173
- Jenkins EB (2014) Depletions of elements from the gas phase: a guide on dust compositions. arXiv:1402.4765 (arXiv e-prints)
- Jiang J, Parker ML, Fabian AC, Alston WN, Buisson DJK, Cackett EM, Chiang CY, Dauser T, Gallo LC, García JA, Harrison FA, Lohfink AM, De Marco B, Kara E, Miller JM, Miniutti G, Pinto C, Walton DJ, Wilkins DR (2018) The 1.5 Ms observing campaign on IRAS 13224-3809—I. X-ray spectral analysis. *Mon Not R Astron Soc* 477:3711–3726. <https://doi.org/10.1093/mnras/sty836>. arXiv:1804.00349
- Jiang L, Fan X, Vestergaard M, Kurk JD, Walter F, Kelly BC, Strauss MA (2007) Gemini near-infrared spectroscopy of luminous $z \sim 6$ quasars: chemical abundances, black hole masses, and MgII absorption. *Astrophys J* 134:1150. <https://doi.org/10.1086/520811>. arXiv:0707.1663
- Jimmy, Tran KV, Saintonge A, Accurso G, Brough S, Oliva-Altamirano P (2015) The gas phase mass metallicity relation for dwarf galaxies: dependence on star formation rate and HI gas mass. *Astrophys J* 812:98. <https://doi.org/10.1088/0004-637X/812/2/98>. arXiv:1509.05035
- Johnson CI, Rich RM, Kobayashi C, Kunder A, Koch A (2014) Light, alpha, and Fe-peak element abundances in the galactic bulge. *Astrophys J* 148:67. <https://doi.org/10.1088/0004-6256/148/4/67>. arXiv:1407.2282
- de Jong RS, Barden SC, Bellido-Tirado O, Brynnel JG, Frey S, Giannone D, Haynes R, Johl D, Phillips D, Schnurr O, Walcher JC, Winkler R, Ansorge WR, Feltzing S, McMahon RG, Baker G, Caillier P, Dwelly T, Gaessler W, Iwert O, Mandel HG, Piskunov NA, Pragt JH, Walton NA, Bensby T, Bergemann M, Chiappini C, Christlieb N, Cioni MRL, Driver S, Finoguenov A, Helmi A, Irwin MJ, Kitaura FS, Kneib JP, Liske J, Merloni A, Minchev I, Richard J, Starkenburg E (2016) 4MOST: the 4-metre Multi-Object Spectroscopic Telescope project at preliminary design review. In: *Ground-based and Airborne Instrumentation for Astronomy VI*, Proc. SPIE, vol 9908, p 99081O. <https://doi.org/10.1117/12.2232832>
- Jones T, Ellis RS, Richard J, Jullo E (2013) The origin and evolution of metallicity gradients: probing the mode of mass assembly at $z \simeq 2$. *Astrophys J* 765:48. <https://doi.org/10.1088/0004-637X/765/1/48>. arXiv:1207.4489
- Jones T, Martin C, Cooper MC (2015) Temperature-based metallicity measurements at $z = 0.8$: direct calibration of strong-line diagnostics at intermediate redshift. *Astrophys J* 813:126. <https://doi.org/10.1088/0004-637X/813/2/126>. arXiv:1504.02417

- Jones T, Wang X, Schmidt KB, Treu T, Brammer GB, Bradač M, Dressler A, Henry AL, Malkan MA, Pentericci L, Trenti M (2015b) The Grism lens-amplified survey from space (GLASS). II. Gas-phase metallicity and radial gradients in an interacting system at $z \approx 2$. *Astrophys J* 149:107. <https://doi.org/10.1088/0004-6256/149/3/107>. arXiv:1410.0967
- Jorgenson RA, Murphy MT, Thompson R (2013) The Magellan uniform survey of damped Lyman α systems—I. Cosmic metallicity evolution. *Mon Not R Astron Soc* 435:482–501. <https://doi.org/10.1093/mnras/stt1309>. arXiv:1307.4429
- Juarez Y, Maiolino R, Mujica R, Pedani M, Marinoni S, Nagao T, Marconi A, Oliva E (2009) The metallicity of the most distant quasars. *Astron Astrophys* 494:L25–L28. <https://doi.org/10.1051/0004-6361/200811415>. arXiv:0901.0974
- Juneau S, Bournaud F, Charlot S, Daddi E, Elbaz D, Trump JR, Brinchmann J, Dickinson M, Duc PA, Gobat R, Jean-Baptiste I, Le Floch É, Lehnert MD, Pacifici C, Pannella M, Schreiber C (2014) Active galactic nuclei emission line diagnostics and the mass–metallicity relation up to redshift $z \sim 2$: the impact of selection effects and evolution. *Astrophys J* 788:88. <https://doi.org/10.1088/0004-637X/788/1/88>. arXiv:1403.6832
- Kaasinen M, Kewley L, Bian F, Groves B, Kashino D, Silverman J, Kartaltepe J (2018) The ionisation parameter of star-forming galaxies evolves with the specific star formation rate. *Mon Not R Astron Soc* <https://doi.org/10.1093/mnras/sty1012>. arXiv:1804.10621
- Kacprzak GG, Yuan T, Nanayakkara T, Kobayashi C, Tran KVH, Kewley LJ, Glazebrook K, Spitler L, Taylor P, Cowley M, Labbé I, Straatman C, Tomczak A (2015) The absence of an environmental dependence in the mass–metallicity relation at $z = 2$. *Astrophys J Lett* 802:L26. <https://doi.org/10.1088/2041-8205/802/2/L26>. arXiv:1503.05559
- Kacprzak GG, van de Voort F, Glazebrook K, Tran KVH, Yuan T, Nanayakkara T, Allen RJ, Alcorn L, Cowley M, Labbé I, Spitler L, Straatman C, Tomczak A (2016) Cold-mode accretion: driving the fundamental mass–metallicity relation at $z \sim 2$. *Astrophys J Lett* 826:L11. <https://doi.org/10.3847/2041-8205/826/1/L11>. arXiv:1607.00014
- Kanekar N, Neeleman M, Prochaska JX, Ghosh T (2018) The gas and stellar mass of low-redshift damped Lyman- α absorbers. *Mon Not R Astron Soc* 473:L54–L58. <https://doi.org/10.1093/mnras/slx162>. arXiv:1710.00710
- Kashino D, Renzini A, Silverman JD, Daddi E (2016) Hide-and-peek with the fundamental metallicity relation. *Astrophys J Lett* 823:L24. <https://doi.org/10.3847/2041-8205/823/2/L24>. arXiv:1605.03586
- Kashino D, Silverman JD, Sanders D, Kartaltepe JS, Daddi E, Renzini A, Valentino F, Rodighiero G, Juneau S, Kewley LJ, Zahid HJ, Arimoto N, Nagao T, Chu J, Sugiyama N, Civano F, Ilbert O, Kajisawa M, Le Fèvre O, Maier C, Masters D, Miyaji T, Onodera M, Puglisi A, Taniguchi Y (2017) The FMOS-COSMOS survey of star-forming galaxies at $z \approx 1.6$. IV. Excitation State and chemical enrichment of the interstellar medium. *Astrophys J* 835:88. <https://doi.org/10.3847/1538-4357/835/1/88>. arXiv:1604.06802
- Katz H, Sijacki D, Haehnelt MG (2015) Seeding high-redshift QSOs by collisional runaway in primordial star clusters. *Mon Not R Astron Soc* 451:2352–2369. <https://doi.org/10.1093/mnras/stv1048>. arXiv:1502.03448
- Katz H, Kimm T, Sijacki D, Haehnelt MG (2017) Interpreting ALMA observations of the ISM during the epoch of reionization. *Mon Not R Astron Soc* 468:4831–4861. <https://doi.org/10.1093/mnras/stx608>. arXiv:1612.01786
- Kauffmann G, White SDM, Guiderdoni B (1993) The formation and evolution of galaxies within merging dark matter haloes. *Mon Not R Astron Soc* 264:201. <https://doi.org/10.1093/mnras/264.1.201>
- Kauffmann G, Heckman TM, Tremonti C, Brinchmann J, Charlot S, White SDM, Ridgway SE, Brinkmann J, Fukugita M, Hall PB, Ivezić Ž, Richards GT, Schneider DP (2003) The host galaxies of active galactic nuclei. *Mon Not R Astron Soc* 346:1055–1077. <https://doi.org/10.1111/j.1365-2966.2003.07154.x>. arXiv:astro-ph/0304239
- Kauffmann G, White SDM, Heckman TM, Ménard B, Brinchmann J, Charlot S, Tremonti C, Brinkmann J (2004) The environmental dependence of the relations between stellar mass, structure, star formation and nuclear activity in galaxies. *Mon Not R Astron Soc* 353:713–731. <https://doi.org/10.1111/j.1365-2966.2004.08117.x>. arXiv:astro-ph/0402030
- Kelson DD, Illingworth GD, Franx M, van Dokkum PG (2006) Line strengths in early-type cluster galaxies at $z = 0.33$: implications for α/Fe , nitrogen, and the histories of E/S0s. *Astrophys J* 653:159–183. <https://doi.org/10.1086/507832>. arXiv:astro-ph/0606642

- Kennicutt RC, Evans NJ (2012) Star formation in the Milky Way and nearby galaxies. *Annu Rev Astron Astrophys* 50:531–608. <https://doi.org/10.1146/annurev-astro-081811-125610>. arXiv:1204.3552
- Kennicutt RC Jr, Bresolin F, Garnett DR (2003) The composition gradient in M101 revisited. II. Electron Temperatures and implications for the nebular abundance scale. *Astrophys J* 591:801–820. <https://doi.org/10.1086/375398>. arXiv:astro-ph/0303452
- Kereš D, Katz N, Weinberg DH, Davé R (2005) How do galaxies get their gas? *Mon Not R Astron Soc* 363:2–28. <https://doi.org/10.1111/j.1365-2966.2005.09451.x>. arXiv:astro-ph/0407095
- Kewley LJ, Dopita MA (2002) Using strong lines to estimate abundances in extragalactic HII regions and starburst galaxies. *Astrophys J Supp* 142:35–52. <https://doi.org/10.1086/341326>. arXiv:astro-ph/0206495
- Kewley LJ, Ellison SL (2008) Metallicity calibrations and the mass–metallicity relation for star-forming galaxies. *Astrophys J* 681:1183–1204. <https://doi.org/10.1086/587500>. arXiv:0801.1849
- Kewley LJ, Dopita MA, Sutherland RS, Heisler CA, Trevena J (2001a) Theoretical modeling of starburst galaxies. *Astrophys J* 556:121–140. <https://doi.org/10.1086/321545>. arXiv:astro-ph/0106324
- Kewley LJ, Heisler CA, Dopita MA, Lumsden S (2001b) Optical classification of southern warm infrared galaxies. *Astrophys J Supp* 132:37–71. <https://doi.org/10.1086/318944>
- Kewley LJ, Geller MJ, Barton EJ (2006a) Metallicity and nuclear star formation in nearby galaxy pairs: evidence for tidally induced gas flows. *Astrophys J* 131:2004–2017. <https://doi.org/10.1086/500295>. arXiv:astro-ph/0511119
- Kewley LJ, Groves B, Kauffmann G, Heckman T (2006b) The host galaxies and classification of active galactic nuclei. *Mon Not R Astron Soc* 372:961–976. <https://doi.org/10.1111/j.1365-2966.2006.10859.x>. arXiv:astro-ph/0605681
- Kewley LJ, Dopita MA, Leitherer C, Davé R, Yuan T, Allen M, Groves B, Sutherland R (2013a) Theoretical evolution of optical strong lines across cosmic time. *Astrophys J* 774:100. <https://doi.org/10.1088/0004-637X/774/2/100>. arXiv:1307.0508
- Kewley LJ, Maier C, Yabe K, Ohta K, Akiyama M, Dopita MA, Yuan T (2013b) The cosmic BPT diagram: confronting theory with observations. *Astrophys J Lett* 774:L10. <https://doi.org/10.1088/2041-8205/774/1/L10>. arXiv:1307.0514
- Kewley LJ, Zahid HJ, Geller MJ, Dopita MA, Hwang HS, Fabricant D (2015) A rise in the ionizing photons in star-forming galaxies over the past 8 billion years. *Astrophys J Lett* 812:L20. <https://doi.org/10.1088/2041-8205/812/2/L20>. arXiv:1507.07932
- Kinman TD, Davidson K (1981) Spectroscopic observations of 10 emission-line dwarf galaxies. *Astrophys J* 243:127–139. <https://doi.org/10.1086/158575>
- Kirby EN, Cohen JG, Smith GH, Majewski SR, Sohn ST, Guhathakurta P (2011) Multi-element Abundance measurements from medium-resolution spectra. IV. Alpha element distributions in Milky Way satellite galaxies. *Astrophys J* 727:79. <https://doi.org/10.1088/0004-637X/727/2/79>. arXiv:1011.5221
- Kirby EN, Cohen JG, Guhathakurta P, Cheng L, Bullock JS, Gallazzi A (2013) The universal stellar mass–stellar metallicity relation for dwarf galaxies. *Astrophys J* 779:102. <https://doi.org/10.1088/0004-637X/779/2/102>. arXiv:1310.0814
- Kobayashi C (2004) GRAPE-SPH chemodynamical simulation of elliptical galaxies—I. Evolution of metallicity gradients. *Mon Not R Astron Soc* 347:740–758. <https://doi.org/10.1111/j.1365-2966.2004.07258.x>. arXiv:astro-ph/0310160
- Kobulnicky HA, Kewley LJ (2004) Metallicities of $0.3 < z < 1.0$ galaxies in the GOODS-north field. *Astrophys J* 617:240–261. <https://doi.org/10.1086/425299>. arXiv:astro-ph/0408128
- Kobulnicky HA, Koo DC (2000) Near-infrared spectroscopy of two galaxies at $z = 2.3$ and $z = 2.9$: new probes of chemical and dynamical evolution at high redshift. *Astrophys J* 545:712–727. <https://doi.org/10.1086/317866>
- Kobulnicky HA, Skillman ED (1998) Testing CNO enrichment scenarios in metal-poor galaxies with hubble space telescope spectroscopy. *Astrophys J* 497:601–617. <https://doi.org/10.1086/305491>. arXiv:astro-ph/9709280
- Kobulnicky HA, Skillman ED, Roy JR, Walsh JR, Rosa MR (1997) Hubble space telescope faint object spectroscopy of localized chemical enrichment from massive stars in NGC 5253. *Astrophys J* 477:679–692. <https://doi.org/10.1086/303742>
- Kobulnicky HA, Kennicutt RC Jr, Pizagno JL (1999) On measuring nebular chemical abundances in distant galaxies using global emission-line spectra. *Astrophys J* 514:544–557. <https://doi.org/10.1086/306987>. arXiv:astro-ph/9811006

- Kobulnicky HA, Willmer CNA, Phillips AC, Koo DC, Faber SM, Weiner BJ, Sarajedini VL, Simard L, Vogt NP (2003) The DEEP growth strip survey. VII. The metallicity of field galaxies at $0.26 < z < 0.82$ and the evolution of the luminosity–metallicity relation. *Astrophys J* 599:1006–1030. <https://doi.org/10.1086/379360>. arXiv:astro-ph/0310346
- Kojima T, Ouchi M, Nakajima K, Shibuya T, Harikane Y, Ono Y (2017) Evolution of N/O abundance ratios and ionization parameters from $z \sim 0$ to 2 investigated by the direct temperature method. *Publ Astron Soc Jpn* 69:44. <https://doi.org/10.1093/pasj/psx017>. arXiv:1605.03436
- Koleva M, Prugniel P, De Rijcke S, Zeilinger WW (2011) Age and metallicity gradients in early-type galaxies: a dwarf-to-giant sequence. *Mon Not R Astron Soc* 417:1643–1671. <https://doi.org/10.1111/j.1365-2966.2011.19057.x>. arXiv:1105.4809
- Köppen J, Hensler G (2005) Effects of episodic gas infall on the chemical abundances in galaxies. *Astron Astrophys* 434:531–541. <https://doi.org/10.1051/0004-6361/20042266>. arXiv:astro-ph/0501415
- Köppen J, Weidner C, Kroupa P (2007) A possible origin of the mass–metallicity relation of galaxies. *Mon Not R Astron Soc* 375:673–684. <https://doi.org/10.1111/j.1365-2966.2006.11328.x>. arXiv:astro-ph/0611723
- Kreckel K, Crossall K, Groves B, van de Weygaert R, Pogge RW (2015) The metallicity of void dwarf galaxies. *Astrophys J Lett* 798:L15. <https://doi.org/10.1088/2041-8205/798/1/L15>. arXiv:1410.5821
- Kriek M, van Dokkum PG, Franx M, Illingworth GD, Coppi P, Förster Schreiber NM, Gawiser E, Labbé I, Lira P, Marchesini D, Quadri R, Rudnick G, Taylor EN, Urry CM, van der Werf PP (2007) The origin of line emission in massive $z \sim 2.3$ Galaxies: evidence for cosmic downsizing of AGN host galaxies. *Astrophys J* 669:776–790. <https://doi.org/10.1086/520789>. arXiv:astro-ph/0611724
- Kriek M, Conroy C, van Dokkum PG, Shapley AE, Choi J, Reddy NA, Siana B, van de Voort F, Coil AL, Mobasher B (2016) A massive, quiescent, population II galaxy at a redshift of 2.1. *Nature* 540:248–251. <https://doi.org/10.1038/nature20570>. arXiv:1612.02001
- Krogager JK, Fynbo JPU, Møller P, Ledoux C, Noterdaeme P, Christensen L, Milvang-Jensen B, Sparre M (2012) On the sizes of $z \gtrsim 2$ damped Ly α absorbing galaxies. *Mon Not R Astron Soc* 424:L1–L5. <https://doi.org/10.1111/j.1745-3933.2012.01272.x>. arXiv:1204.2833
- Krogager JK, Møller P, Fynbo JPU, Noterdaeme P (2017) Consensus report on 25 yr of searches for damped Ly α galaxies in emission: confirming their metallicity–luminosity relation at $z \gtrsim 2$. *Mon Not R Astron Soc* 469:2959–2981. <https://doi.org/10.1093/mnras/stx1011>. arXiv:1704.08075
- Kroupa P, Tout CA, Gilmore G (1993) The distribution of low-mass stars in the Galactic disc. *Mon Not R Astron Soc* 262:545–587. <https://doi.org/10.1093/mnras/262.3.545>
- Krühler T, Malesani D, Fynbo JPU, Hartoog OE, Hjorth J, Jakobsson P, Perley DA, Rossi A, Schady P, Schulze S, Tanvir NR, Vergani SD, Wiersema K, Afonso PMJ, Bolmer J, Cano Z, Covino S, D’Elia V, de Ugarte Postigo A, Filgas R, Friis M, Graham JF, Greiner J, Goldoni P, Gomboc A, Hammer F, Japelj J, Kann DA, Kaper L, Klose S, Levan AJ, Leloudas G, Milvang-Jensen B, Nicuesa Guelbenzu A, Palazzi E, Pian E, Piranomonte S, Sánchez-Ramírez R, Savaglio S, Selsing J, Tagliaferri G, Vreeswijk PM, Watson DJ, Xu D (2015) GRB hosts through cosmic time. VLT/X-Shooter emission-line spectroscopy of 96 γ -ray-burst-selected galaxies at $0.1 < z < 3.6$. *Astron Astrophys* 581:A125. <https://doi.org/10.1051/0004-6361/201425561>. arXiv:1505.06743
- Kudritzki RP, Urbaneja MA, Bresolin F, Przybilla N, Gieren W, Pietrzyński G (2008) Quantitative spectroscopy of 24 A supergiants in the sculptor galaxy NGC 300: flux-weighted gravity–luminosity relationship, metallicity, and metallicity gradient. *Astrophys J* 681:269–289. <https://doi.org/10.1086/588647>. arXiv:0803.3654
- Kudritzki RP, Urbaneja MA, Gazak Z, Bresolin F, Przybilla N, Gieren W, Pietrzyński G (2012) Quantitative spectroscopy of blue supergiant stars in the disk of M81: metallicity, metallicity gradient, and distance. *Astrophys J* 747:15. <https://doi.org/10.1088/0004-637X/747/1/15>. arXiv:1112.3643
- Kudritzki RP, Ho IT, Schrubba A, Burkert A, Zahid HJ, Bresolin F, Dima GI (2015) The chemical evolution of local star-forming galaxies: radial profiles of ISM metallicity, gas mass, and stellar mass and constraints on galactic accretion and winds. *Mon Not R Astron Soc* 450:342–359. <https://doi.org/10.1093/mnras/stv522>. arXiv:1503.01503
- Kudritzki RP, Castro N, Urbaneja MA, Ho IT, Bresolin F, Gieren W, Pietrzyński G, Przybilla N (2016) A spectroscopic study of blue supergiant stars in the sculptor galaxy NGC 55: chemical evolution and distance. *Astrophys J* 829:70. <https://doi.org/10.3847/0004-637X/829/2/70>. arXiv:1607.04325
- Kulas KR, McLean IS, Shapley AE, Steidel CC, Konidaris NP, Matthews K, Mace GN, Rudie GC, Trainor RF, Reddy NA (2013) The mass–metallicity relation of a $z \sim 2$ protocluster with MOSFIRE. *Astrophys J* 774:130. <https://doi.org/10.1088/0004-637X/774/2/130>. arXiv:1306.6334

- Kumari N, James BL, Irwin MJ, Amorín R, Pérez-Montero E (2018) O/H-N/O: the curious case of NGC 4670. *Mon Not R Astron Soc* 476:3793–3815. <https://doi.org/10.1093/mnras/sty402>. arXiv:1802.04797
- Kuntschner H, Lucey JR, Smith RJ, Hudson MJ, Davies RL (2001) On the dependence of spectroscopic indices of early-type galaxies on age, metallicity and velocity dispersion. *Mon Not R Astron Soc* 323:615–629. <https://doi.org/10.1046/j.1365-8711.2001.04263.x>. arXiv:astro-ph/0011234
- La Barbera F, Ferreras I, de Carvalho RR, Bruzual G, Charlot S, Pasquali A, Merlin E (2012) SPIDER—VII. Revealing the stellar population content of massive early-type galaxies out to $8 R_e$. *Mon Not R Astron Soc* 426:2300–2317. <https://doi.org/10.1111/j.1365-2966.2012.21848.x>. arXiv:1208.0587
- La Barbera F, Vazdekis A, Ferreras I, Pasquali A, Allende Prieto C, Rock B, Aguado DS, Peletier RF (2016) IMF and [Na/Fe] abundance ratios from optical and NIR Spectral features in early-type galaxies. *Mon Not R Astron Soc* 464:3597–3616. <https://doi.org/10.1093/mnras/stw2407>. arXiv:1610.03853
- Lacerda EAD, Cid Fernandes R, Couto GS, Stasińska G, García-Benito R, Vale Asari N, Pérez E, González Delgado RM, Sánchez SF, de Amorim AL (2018) Diffuse ionized gas in galaxies across the Hubble sequence at the CALIFA resolution. *Mon Not R Astron Soc* 474:3727–3739. <https://doi.org/10.1093/mnras/stx3022>. arXiv:1711.07844
- Lacey C, Cole S (1993) Merger rates in hierarchical models of galaxy formation. *Mon Not R Astron Soc* 262:627–649. <https://doi.org/10.1093/mnras/262.3.627>
- Lagos CdP, Theuns T, Schaye J, Furlong M, Bower RG, Schaller M, Crain RA, Trayford JW, Matthee J (2016a) The Fundamental Plane of star formation in galaxies revealed by the EAGLE hydrodynamical simulations. *Mon Not R Astron Soc* 459:2632–2650. <https://doi.org/10.1093/mnras/stw717>. arXiv:1510.08067
- Lagos P, Demarco R, Papaderos P, Telles E, Nigoche-Netro A, Humphrey A, Roche N, Gomes JM (2016b) On the properties of the interstellar medium in extremely metal-poor blue compact dwarf galaxies. A VIMOS-IFU study of the cometary galaxy and Ly α absorber Tol 65. *Mon Not R Astron Soc* 456:1549–1564. <https://doi.org/10.1093/mnras/stv2702>. arXiv:1511.06707
- Lamareille F (2010) Spectral classification of emission-line galaxies from the Sloan Digital Sky Survey. I. An improved classification for high-redshift galaxies. *Astron Astrophys* 509:A53. <https://doi.org/10.1051/0004-6361/200913168>. arXiv:0910.4814
- Lamareille F, Mouhcine M, Contini T, Lewis I, Maddox S (2004) The luminosity–metallicity relation in the local Universe from the 2dF Galaxy Redshift Survey. *Mon Not R Astron Soc* 350:396–406. <https://doi.org/10.1111/j.1365-2966.2004.07697.x>. arXiv:astro-ph/0401615
- Lara-López MA, Cepa J, Bongiovanni A, Pérez García AM, Ederoclite A, Castañeda H, Fernández Lorenzo M, Pović M, Sánchez-Portal M (2010) A fundamental plane for field star-forming galaxies. *Astron Astrophys* 521:L53. <https://doi.org/10.1051/0004-6361/201014803>. arXiv:1005.0509
- Lara-López MA, Hopkins AM, López-Sánchez AR, Brough S, Colless M, Bland-Hawthorn J, Driver S, Foster C, Liske J, Loveday J, Robotham ASG, Sharp RG, Steele O, Taylor EN (2013) Galaxy And Mass Assembly (GAMA): the connection between metals, specific SFR and H I gas in galaxies: the Z-SSFR relation. *Mon Not R Astron Soc* 433:L35–L39. <https://doi.org/10.1093/mnras/slt054>. arXiv:1304.3889
- Lardo C, Davies B, Kudritzki RP, Gazak JZ, Evans CJ, Patrick LR, Bergemann M, Plez B (2015) Red supergiants as cosmic abundance probes: the first direct metallicity determination of NGC 4038 in the antennae. *Astrophys J* 812:160. <https://doi.org/10.1088/0004-637X/812/2/160>. arXiv:1509.04937
- Larson RB, Tinsley BM, Caldwell CN (1980) The evolution of disk galaxies and the origin of S0 galaxies. *Astrophys J* 237:692–707. <https://doi.org/10.1086/157917>
- Laskar T, Berger E, Chary RR (2011) Exploring the galaxy mass–metallicity relation at $z \sim 3$ –5. *Astrophys J* 739:1. <https://doi.org/10.1088/0004-637X/739/1/1>. arXiv:1102.1019
- Law DR, Steidel CC, Erb DK, Pettini M, Reddy NA, Shapley AE, Adelberger KL, Simenc DJ (2007) The physical nature of rest-UV galaxy morphology during the peak epoch of galaxy formation. *Astrophys J* 656:1–26. arXiv:astro-ph/0610693
- Law DR, Wright SA, Ellis RS, Erb DK, Nesvadba N, Steidel CC, Swinbank M (2009) Kinematics and formation mechanisms of high-redshift galaxies. In: *astro2010: The Astronomy and Astrophysics Decadal Survey*. arXiv:0902.2567 (arXiv Astrophysics e-prints, vol 2010)
- Le Brun V, Bergeron J, Boisse P, Deharveng JM (1997) The nature of intermediate-redshift damped Ly α absorbers. *Astron Astrophys* 321:733–748. arXiv:astro-ph/9611031

- LeDoux C, Petitjean P, Fynbo JPU, Møller P, Srianand R (2006) Velocity–metallicity correlation for high- z DLA galaxies: evidence of a mass–metallicity relation? *Astron Astrophys* 457:71–78. <https://doi.org/10.1051/0004-6361:20054242>. arXiv:astro-ph/0606185
- LeDoux C, Vreeswijk PM, Smette A, Fox AJ, Petitjean P, Ellison SL, Fynbo JPU, Savaglio S (2009) Physical conditions in high-redshift GRB-DLA absorbers observed with VLT/UVES: implications for molecular hydrogen searches. *Astron Astrophys* 506:661–675. <https://doi.org/10.1051/0004-6361/200811572>. arXiv:0907.1057
- Lee H, Skillman ED, Cannon JM, Jackson DC, Gehrz RD, Polowski EF, Woodward CE (2006) On extending the mass–metallicity relation of galaxies by 2.5 decades in stellar mass. *Astrophys J* 647:970–983. <https://doi.org/10.1086/505573>. arXiv:astro-ph/0605036
- Leethochawalit N, Jones TA, Ellis RS, Stark DP, Richard J, Zitrin A, Auger M (2016) A keck adaptive optics survey of a representative sample of gravitationally lensed star-forming galaxies: high spatial resolution studies of kinematics and metallicity gradients. *Astrophys J* 820:84. <https://doi.org/10.3847/0004-637X/820/2/84>. arXiv:1509.01279
- Leethochawalit N, Kirby EN, Moran SM, Ellis RS, Treu T (2018) Evolution of the stellar mass–metallicity relation. I. Galaxies in the $z \sim 0.4$ cluster Cl0024. *Astrophys J* 856:15. <https://doi.org/10.3847/1538-4357/aab26a>. arXiv:1802.09560
- Lehner N, O’Meara JM, Howk JC, Prochaska JX, Fumagalli M (2016) The cosmic evolution of the metallicity distribution of ionized gas traced by Lyman limit systems. *Astrophys J* 833:283. <https://doi.org/10.3847/1538-4357/833/2/283>. arXiv:1608.02588
- Lehnert MD, Heckman TM (1996) Ionized gas in the halos of edge-on starburst galaxies: evidence for supernova-driven superwinds. *Astrophys J* 462:651. <https://doi.org/10.1086/177180>
- Lehnert MD, Nesvadba NPH, Tiran LL, Di Matteo P, van Driel W, Douglas LS, Chemin L, Bournaud F (2009) Physical conditions in the interstellar medium of intensely star-forming galaxies at redshift ~ 2 . *Astrophys J* 699:1660–1678. <https://doi.org/10.1088/0004-637X/699/2/1660>. arXiv:0902.2784
- Leibundgut B (2001) Cosmological implications from observations of type Ia supernovae. *Annu Rev Astron Astrophys* 39:67–98. <https://doi.org/10.1146/annurev.astro.39.1.67>
- Leitherer C (2011) The upper initial mass function from ultraviolet spectral lines. In: Treyer M, Wyder T, Neill J, Seibert M, Lee J (eds) UP2010: Have observations revealed a variable upper end of the initial mass function? Astronomical Society of the Pacific, San Francisco, ASP Conference Series, vol 440, p 309. arXiv:1009.0245
- Leitherer C (2014) Stellar spectral signatures in high-redshift galaxies. In: International Workshop on Stellar Spectral Libraries, Astronomical Society of India, ASI Conference Series, vol 11. arXiv:1312.2464
- Leitherer C, Heckman TM (1995) Synthetic properties of starburst galaxies. *Astrophys J Supp* 96:9–38. <https://doi.org/10.1086/192112>
- Leitherer C, Leão JRS, Heckman TM, Lennon DJ, Pettini M, Robert C (2001) Ultraviolet line spectra of metal-poor star-forming galaxies. *Astrophys J* 550:724–736. <https://doi.org/10.1086/319814>. arXiv:astro-ph/0012358
- Leitherer C, Ortiz Otálvaro PA, Bresolin F, Kudritzki RP, Lo Faro B, Pauldrach AWA, Pettini M, Rix SA (2010) A library of theoretical ultraviolet spectra of massive, hot stars for evolutionary synthesis. *Astrophys J Supp*. 189:309–335. <https://doi.org/10.1088/0067-0049/189/2/309>. arXiv:1006.5624
- Leitherer C, Tremonti CA, Heckman TM, Calzetti D (2011) An ultraviolet spectroscopic atlas of local starbursts and star-forming galaxies: the legacy of FOS and GHRS. *AJ* 141:37. <https://doi.org/10.1088/0004-6256/141/2/37>. arXiv:1011.0385
- Leitherer C, Ekström S, Meynet G, Schaerer D, Agienko KB, Levesque EM (2014) The Effects of stellar rotation. II. A comprehensive set of Starburst99 models. *Astrophys J Supp*. 212:14. <https://doi.org/10.1088/0067-0049/212/1/14>. arXiv:1403.5444
- Lemasle B, de Boer TJL, Hill V, Tolstoy E, Irwin MJ, Jablonka P, Venn K, Battaglia G, Starkenburg E, Shetrone M, Letarte B, François P, Helmi A, Primas F, Kaufer A, Szeifert T (2014) VLT/FLAMES spectroscopy of red giant branch stars in the Fornax dwarf spheroidal galaxy. *Astron Astrophys* 572:A88. <https://doi.org/10.1051/0004-6361/201423919>. arXiv:1409.7703
- Lépine JRD, Cruz P, Scarano S Jr, Barros DA, Dias WS, Pompéia L, Andrievsky SM, Carraro G, Famaey B (2011) Overlapping abundance gradients and azimuthal gradients related to the spiral structure of the Galaxy. *Mon Not R Astron Soc* 417:698–708. <https://doi.org/10.1111/j.1365-2966.2011.19314.x>. arXiv:1106.3137
- Lequeux J, Peimbert M, Rayo JF, Serrano A, Torres-Peimbert S (1979) Chemical composition and evolution of irregular and blue compact galaxies. *Astron Astrophys* 80:155–166

- Lester DF, Dinerstein HL, Werner MW, Watson DM, Genzel RL (1983) A far-infrared study of the N/O abundance ratio in galactic H II regions. *Astrophys J* 271:618–624. <https://doi.org/10.1086/161229>
- Lester DF, Dinerstein HL, Werner MW, Watson DM, Genzel R, Storey JWV (1987) Far-infrared measurements of N/O in H II regions—evidence for enhanced CN process nucleosynthesis in the inner Galaxy. *Astrophys J* 320:573–585. <https://doi.org/10.1086/165575>
- Levesque EM, Leitherer C, Ekstrom S, Meynet G, Schaerer D (2012) The effects of stellar rotation. I. Impact on the Ionizing spectra and integrated properties of stellar populations. *Astrophys J* 751:67. <https://doi.org/10.1088/0004-637X/751/1/67>
- Li H, Mao S, Cappellari M, Ge J, Long RJ, Li R, Mo HJ, Li C, Zheng Z, Bundy K, Thomas D, Brownstein JR, Roman Lopes A, Law DR, Drory N (2018) SDSS-IV MaNGA: global stellar population and gradients for about 2000 early-type and spiral galaxies on the mass-size plane. *Mon Not R Astron Soc* 476:1765–1775. <https://doi.org/10.1093/mnras/sty334>. arXiv:1802.01819
- Li Y, Bresolin F, Kennicutt RC Jr (2013) Testing for Azimuthal abundance gradients in M101. *Astrophys J* 766:17. <https://doi.org/10.1088/0004-637X/766/1/17>. arXiv:1302.0094
- Lian J, Thomas D, Maraston C (2018a) Modelling the MZR of galaxies from $z \sim 3.5$ to 0. *Mon Not R Astron Soc* 481:4000–4008. <https://doi.org/10.1093/mnras/sty2506>. arXiv:1809.04079
- Lian J, Thomas D, Maraston C, Goddard D, Comparat J, Gonzalez-Perez V, Ventura P (2018b) The mass–metallicity relations for gas and stars in star-forming galaxies: strong outflow versus variable IMF. *Mon Not R Astron Soc* 474:1143–1164. <https://doi.org/10.1093/mnras/stx2829>. arXiv:1710.11135
- Lian J, Thomas D, Maraston C, Goddard D, Parikh T, Fernández-Trincado JG, Roman-Lopes A, Rong Y, Tang B, Yan R (2018c) SDSS-IV MaNGA: modelling the metallicity gradients of gas and stars—radially dependent metal outflow versus IMF. *Mon Not R Astron Soc* 476:3883–3901. <https://doi.org/10.1093/mnras/sty425>. arXiv:1802.06793
- Lian JH, Li JR, Yan W, Kong X (2015) The mass–metallicity relation of Lyman-break analogues and its dependence on galaxy properties. *Mon Not R Astron Soc* 446:1449–1457. <https://doi.org/10.1093/mnras/stu2184>. arXiv:1411.6331
- Liang YC, Hammer F, Flores H, Elbaz D, Marcillac D, Cesarsky CJ (2004) The luminosity–metallicity relation of distant luminous infrared galaxies. *Astron Astrophys* 423:867–880. <https://doi.org/10.1051/0004-6361:20035740>. arXiv:astro-ph/0404488
- Lilly SJ, Carollo CM (2016) Surface density effects in quenching: cause or effect? *Astrophys J* 833:1. <https://doi.org/10.3847/0004-637X/833/1/1>. arXiv:1604.06459
- Lilly SJ, Carollo CM, Stockton AN (2003) The metallicities of star-forming galaxies at intermediate redshifts $0.47 < z < 0.92$. *Astrophys J* 597:730–750. <https://doi.org/10.1086/378389>. arXiv:astro-ph/0307300
- Lilly SJ, Carollo CM, Pipino A, Renzini A, Peng Y (2013) Gas-regulation of galaxies: the evolution of the cosmic sSFR, the metallicity–mass–SFR relation and the stellar content of haloes. *Astrophys J* 772:119. <https://doi.org/10.1088/0004-637X/772/2/119>. arXiv:1303.5059
- Lindgren S, Heiter U, Seifahrt A (2016) Metallicity determination of M dwarfs. High-resolution infrared spectroscopy. *Astron Astrophys* 586:A100. <https://doi.org/10.1051/0004-6361/201526602>. arXiv:1510.06642
- Liu J, Wang QD, Mao S (2012) Charge-exchange X-ray emission of nearby star-forming galaxies. *Mon Not R Astron Soc* 420:3389–3395. <https://doi.org/10.1111/j.1365-2966.2011.20263.x>. arXiv:1111.5915
- Liu X, Shapley AE, Coil AL, Brinchmann J, Ma CP (2008) Metallicities and physical conditions in star-forming galaxies at $z \sim 1.0$ –1.5. *Astrophys J* 678:758–779. <https://doi.org/10.1086/529030>. arXiv:0801.1670
- Liu XW (2002) Optical recombination lines and temperature fluctuations. In: Henney WJ, Franco J, Martos M (eds) Ionized gaseous nebulae, a conference to celebrate the 60th birthdays of Silvia Torres-Peimbert and Manuel Peimbert, *Rev. Mex. Astron. Astrof. (Ser. Conf.)*, vol 12, pp 70–76
- Liu XW (2003) Probing the dark secrets of PNe with ORLs (invited review). In: Kwok S, Dopita M, Sutherland R (eds) Planetary nebulae: their evolution and role in the universe, *IAU Symposium*, vol 209, p 339
- Liu XW, Luo SG, Barlow MJ, Danziger IJ, Storey PJ (2001) Chemical abundances of planetary nebulae from optical recombination lines—III. The Galactic bulge PN M 1–42 and M 2–36. *Mon Not R Astron Soc* 327:141–168. <https://doi.org/10.1046/j.1365-8711.2001.04676.x>
- Lofthouse EK, Houghton RCW, Kaviraj S (2017) Local analogues of high-redshift star-forming galaxies: integral field spectroscopy of green peas. *Mon Not R Astron Soc* 471:2311–2320. <https://doi.org/10.1093/mnras/stx1627>. arXiv:1701.07015

- Lonoco I, Longhetti M, Maraston C, Thomas D, Mancini C, Cimatti A, Ciocca F, Citro A, Daddi E, di Serego Alighieri S, Gargiulo A, Maiolino R, Mannucci F, Moresco M, Pozzetti L, Quai S, Saracco P (2015) Old age and supersolar metallicity in a massive $z \sim 1.4$ early-type galaxy from VLT/X-Shooter spectroscopy. *Mon Not R Astron Soc* 454:3912–3919. <https://doi.org/10.1093/mnras/stv2150>. arXiv:1509.04000
- López-Sánchez ÁR, Esteban C, García-Rojas J, Peimbert M, Rodríguez M (2007) The localized chemical pollution in NGC 5253 revisited: results from deep echelle spectrophotometry. *Astrophys J* 656:168–185. <https://doi.org/10.1086/510112>. arXiv:astro-ph/0609498
- López-Sánchez ÁR, Dopita MA, Kewley LJ, Zahid HJ, Nicholls DC, Scharwächter J (2012) Eliminating Error in the chemical abundance scale for extragalactic HII regions. *Mon Not R Astron Soc* 426:2630–2651. <https://doi.org/10.1111/j.1365-2966.2012.21145.x>. arXiv:1203.5021
- Lu Z, Mo HJ, Lu Y (2015) Galaxy ecosystems: gas contents, inflows and outflows. *Mon Not R Astron Soc* 450:606–617. <https://doi.org/10.1093/mnras/stv671>. arXiv:1408.2640
- Luck RE, Kovtyukh VV, Andrievsky SM (2006) The Distribution of the elements in the galactic disk. *AJ* 132:902–918. <https://doi.org/10.1086/505687>
- Luck RE, Andrievsky SM, Kovtyukh VV, Gieren W, Graczyk D (2011) The distribution of the elements in the galactic disk. II. Azimuthal and radial variation in abundances from cepheids. *Astrophys J* 142:51. <https://doi.org/10.1088/0004-6256/142/2/51>. arXiv:1106.0182
- Ludwig RR, Greene JE, Barth AJ, Ho LC (2012) Physical properties of the narrow-line region of low-mass active galaxies. *Astrophys J* 756:51. <https://doi.org/10.1088/0004-637X/756/1/51>. arXiv:1208.1303
- Luridiana V, Morisset C, Shaw RA (2012) PyNeb: a new software for the analysis of emission lines. Planet nebulae: an eye to the future, IAU symposium 283:422–423. <https://doi.org/10.1017/S1743921312011738>
- Luridiana V, Morisset C, Shaw RA (2015) PyNeb: a new tool for analyzing emission lines. I. Code description and validation of results. *Astron Astrophys* 573:A42. <https://doi.org/10.1051/0004-6361/201323152>. arXiv:1410.6662
- Ly C, Rigby JR, Cooper M, Yan R (2015) Metal-poor, strongly star-forming galaxies in the DEEP2 survey: the relationship between stellar mass, temperature-based metallicity, and star formation rate. *Astrophys J* 805:45. <https://doi.org/10.1088/0004-637X/805/1/45>. arXiv:1412.1834
- Ly C, Malkan MA, Rigby JR, Nagao T (2016) The metal abundances across cosmic time (mact) survey. ii. evolution of the mass–metallicity relation over 8 billion years, using [OIII] λ 4363aa-based metallicities. *Astrophys J* 828(2):67. <http://stacks.iop.org/0004-637X/828/i=2/a=67>
- Ma X, Hopkins PF, Faucher-Giguère CA, Zolman N, Muratov AL, Kereš D, Quataert E (2016) The origin and evolution of the galaxy mass–metallicity relation. *Mon Not R Astron Soc* 456:2140–2156. <https://doi.org/10.1093/mnras/stv2659>. arXiv:1504.02097
- Ma X, Hopkins PF, Feldmann R, Torrey P, Faucher-Giguère CA, Kereš D (2017) Why do high-redshift galaxies show diverse gas-phase metallicity gradients? *Mon Not R Astron Soc* 466:4780–4794. <https://doi.org/10.1093/mnras/stx034>. arXiv:1610.03498
- Maciel WJ, Quireza C (1999) Abundance gradients in the outer galactic disk from planetary nebulae. *Astron Astrophys* 345:629–634
- Maciel WJ, Costa RDD, Uchida MMM (2003) An estimate of the time variation of the O/H radial gradient from planetary nebulae. *Astron Astrophys* 397:667–674. <https://doi.org/10.1051/0004-6361:20021530>. arXiv:astro-ph/0210470
- Madau P, Dickinson M (2014) Cosmic star-formation history. *Annu Rev Astron Astrophys* 52:415–486. <https://doi.org/10.1146/annurev-astro-081811-125615>. arXiv:1403.0007
- Madau P, Shull JM (1996) Cosmic metal production and the contribution of QSO absorption systems to the ionizing background. *Astrophys J* 457:551. <https://doi.org/10.1086/176751>. arXiv:astro-ph/9509136
- Madau P, Pozzetti L, Dickinson M (1998) The star formation history of field galaxies. *Astrophys J* 498:106. <https://doi.org/10.1086/305523>. arXiv:astro-ph/9708220
- Magrini L, Sestito P, Randich S, Galli D (2009) The evolution of the Galactic metallicity gradient from high-resolution spectroscopy of open clusters. *Astron Astrophys* 494:95–108. <https://doi.org/10.1051/0004-6361:200810634>. arXiv:0812.0854
- Magrini L, Sommariva V, Cresci G, Sani E, Galametz A, Mannucci F, Petropoulou V, Fumana M (2012) LBT/LUCIFER view of star-forming galaxies in the cluster 7C 1756+6520 at $z \sim 1.4$. *Mon Not R Astron Soc* 426:1195–1203. <https://doi.org/10.1111/j.1365-2966.2012.21460.x>. arXiv:1206.1513
- Magrini L, Coccato L, Stanghellini L, Casasola V, Galli D (2016) Metallicity gradients in local Universe galaxies: time evolution and effects of radial migration. *Astron Astrophys* 588:A91. <https://doi.org/10.1051/0004-6361/201527799>. arXiv:1602.02529

- Magrini L, Randich S, Kordopatis G, Prantzos N, Romano D, Chieffi A, Limongi M, François P, Pancino E, Friel E, Bragaglia A, Tautvaišienė G, Spina L, Overbeek J, Cantat-Gaudin T, Donati P, Vallenari A, Sordo R, Jiménez-Esteban FM, Tang B, Drazdauskas A, Sousa S, Duffau S, Jofré P, Gilmore G, Feltzing S, Alfaro E, Bensby T, Flaccomio E, Koposov S, Lanzafame A, Smiljanic R, Bayo A, Carraro G, Casey AR, Costado MT, Damiani F, Franciosini E, Hourihane A, Lardo C, Lewis J, Monaco L, Morbidelli L, Sacco G, Sbordone L, Worley CC, Zaggia S (2017) The Gaia-ESO Survey: radial distribution of abundances in the Galactic disc from open clusters and young-field stars. *Astron Astrophys* 603:A2. <https://doi.org/10.1051/0004-6361/201630294>. arXiv:1703.00762
- Maier C, Meisenheimer K, Hippelein H (2004) The metallicity–luminosity relation at medium redshift based on faint CADIS emission line galaxies. *Astron Astrophys* 418:475–485. <https://doi.org/10.1051/0004-6361:20035795>. arXiv:astro-ph/0402048
- Maier C, Lilly SJ, Carollo CM, Stockton A, Brodwin M (2005) Near-infrared spectroscopy of $0.4 < z < 1.0$ CFRS Galaxies: oxygen abundances, SFRs, and dust. *Astrophys J* 634:849–860. <https://doi.org/10.1086/497091>. arXiv:astro-ph/0508239
- Maier C, Lilly SJ, Carollo CM, Meisenheimer K, Hippelein H, Stockton A (2006) Oxygen gas abundances at $z \sim 1.4$: implications for the chemical evolution history of galaxies. *Astrophys J* 639:858–867. <https://doi.org/10.1086/499518>. arXiv:astro-ph/0511255
- Maier C, Lilly SJ, Ziegler BL, Contini T, Pérez Montero E, Peng Y, Balestra I (2014) The mass–metallicity and fundamental metallicity relations at $z > 2$ Using Very large telescope and subaru near-infrared spectroscopy of zCOSMOS galaxies. *Astrophys J* 792:3. <https://doi.org/10.1088/0004-637X/792/1/3>. arXiv:1406.6069
- Maier C, Lilly SJ, Ziegler BL (2015a) Oxygen abundances of zCOSMOS galaxies at $z \sim 1.4$ based on five lines and implications for the fundamental metallicity relation. In: Ziegler BL, Combes F, Dannerbauer H, Verdugo M (eds) Galaxies in 3D across the Universe, IAU Symposium, vol 309, pp 281–282. <https://doi.org/10.1017/S1743921314009867>. arXiv:1408.5896
- Maier C, Ziegler BL, Lilly SJ, Contini T, Pérez-Montero E, Lamareille F, Bolzonella M, Le Floc'h E (2015b) Mass–metallicity relation of zCOSMOS galaxies at $z \approx 0.7$, its dependence on star formation rate, and the existence of massive low-metallicity galaxies. *Astron Astrophys* 577:A14. <https://doi.org/10.1051/0004-6361/201425224>. arXiv:1410.7389
- Maier C, Kuchner U, Ziegler BL, Verdugo M, Balestra I, Girardi M, Mercurio A, Rosati P, Fritz A, Grillo C, Nonino M, Sartoris B (2016) CLASH-VLT: strangulation of cluster galaxies in MACS J0416.1-2403 as seen from their chemical enrichment. *Astron Astrophys* 590:A108. <https://doi.org/10.1051/0004-6361/201628223>. arXiv:1602.00686
- Maiolino R, Juarez Y, Mujica R, Nagar NM, Oliva E (2003) Early star formation traced by the highest redshift quasars. *Astrophys J Lett* 596:L155–L158. <https://doi.org/10.1086/379600>. arXiv:astro-ph/0307264
- Maiolino R, Nagao T, Grazian A, Cocchia F, Marconi A, Mannucci F, Cimatti A, Pipino A, Ballero S, Calura F, Chiappini C, Fontana A, Granato GL, Matteucci F, Pastorini G, Pentericci L, Risaliti G, Salvati M, Silva L (2008) AMAZE. I. The evolution of the mass–metallicity relation at $z > 3$. *Astron Astrophys* 488:463–479. <https://doi.org/10.1051/0004-6361:200809678>. arXiv:0806.2410
- Maiolino R, Carniani S, Fontana A, Vallini L, Pentericci L, Ferrara A, Vanzella E, Grazian A, Gallerani S, Castellano M, Cristiani S, Brammer G, Santini P, Wagg J, Williams R (2015) The assembly of ‘normal’ galaxies at $z \sim 7$ probed by ALMA. *Mon Not R Astron Soc* 452:54–68. <https://doi.org/10.1093/mnras/stv1194>. arXiv:1502.06634
- Majewski SR, Schiavon RP, Frinchaboy PM, Allende Prieto C, Barkhouser R, Bizyaev D, Blank B, Brunner S, Burton A, Carrera R, Chojnowski SD, Cunha K, Epstein C, Fitzgerald G, García Pérez AE, Hearty FR, Henderson C, Holtzman JA, Johnson JA, Lam CR, Lawler JE, Maseman P, Mészáros S, Nelson M, Nguyen DC, Nidever DL, Pinsonneault M, Shetrone M, Smee S, Smith VV, Stolberg T, Skrutskie MF, Walker E, Wilson JC, Zasowski G, Anders F, Basu S, Beland S, Blanton MR, Bovy J, Brownstein JR, Carlberg J, Chaplin W, Chiappini C, Eisenstein DJ, Elsworth Y, Feuillet D, Fleming SW, Galbraith-Frew J, García RA, García-Hernández DA, Gillespie BA, Girardi L, Gunn JE, Hasselquist S, Hayden MR, Hekker S, Ivans I, Kinemuchi K, Klaene M, Mahadevan S, Mathur S, Mosser B, Muna D, Munn JA, Nichol RC, O’Connell RW, Parejko JK, Robin AC, Rocha-Pinto H, Schultheis M, Serenelli AM, Shane N, Silva Aguirre V, Sobek JS, Thompson B, Troup NW, Weinberg DH, Zamora O (2017) The apache point observatory galactic evolution experiment (APOGEE). *Astrophys J* 154:94. <https://doi.org/10.3847/1538-3881/aa784d>. arXiv:1509.05420
- Mannucci F, Cresci G, Maiolino R, Marconi A, Pastorini G, Pozzetti L, Gnerucci A, Risaliti G, Schneider R, Lehnert M, Salvati M (2009) LSD: Lyman-break galaxies stellar populations and dynamics—I.

- Mass, metallicity and gas at $z \sim 3.1$. *Mon Not R Astron Soc* 398:1915–1931. <https://doi.org/10.1111/j.1365-2966.2009.15185.x>. arXiv:0902.2398
- Mannucci F, Cresci G, Maiolino R, Marconi A, Gnerucci A (2010) A fundamental relation between mass, star formation rate and metallicity in local and high-redshift galaxies. *Mon Not R Astron Soc* 408:2115–2127. <https://doi.org/10.1111/j.1365-2966.2010.17291.x>. arXiv:1005.0006
- Mannucci F, Maoz D, Sharon K, Botticella MT, Della Valle M, Gal-Yam A, Panagia N (2008) The supernova rate in local galaxy clusters. *Mon Not R Astron Soc* 383:1121–1130. <https://doi.org/10.1111/j.1365-2966.2007.12603.x>
- Mannucci F, Salvaterra R, Campisi MA (2011) The metallicity of the long GRB hosts and the fundamental metallicity relation of low-mass galaxies. *Mon Not R Astron Soc* 414:1263–1268. <https://doi.org/10.1111/j.1365-2966.2011.18459.x>. arXiv:1011.4506
- Maoz D, Mannucci F (2012) Type-Ia supernova rates and the progenitor problem: a review. *Publ Astron Soc Aust* 29:447–465. <https://doi.org/10.1071/AS11052>. arXiv:1111.4492
- Maoz D, Mannucci F, Nelemans G (2014) Observational Clues to the progenitors of type Ia supernovae. *Annu Rev Astron Astrophys* 52:107–170. <https://doi.org/10.1146/annurev-astro-082812-141031>. arXiv:1312.0628
- Maraston C, Nieves Colmenáez L, Bender R, Thomas D (2009) Absorption line indices in the UV. I. Empirical and theoretical stellar population models. *Astron Astrophys* 493:425–444. <https://doi.org/10.1051/0004-6361/20066907>. arXiv:0811.0619
- Maraston C, Pforr J, Renzini A, Daddi E, Dickinson M, Cimatti A, Tonini C (2010) Star formation rates and masses of $z \sim 2$ galaxies from multicolour photometry. *Mon Not R Astron Soc* 407:830–845. <https://doi.org/10.1111/j.1365-2966.2010.16973.x>. arXiv:1004.4546
- Marino RA, Rosales-Ortega FF, Sánchez SF, Gil de Paz A, Vílchez J, Miralles-Caballero D, Kehrig C, Pérez-Montero E, Stanishchev V, Iglesias-Páramo J, Díaz AI, Castillo-Morales A, Kennicutt R, López-Sánchez AR, Galbany L, García-Benito R, Mast D, Mendez-Abreu J, Monreal-Ibero A, Husemann B, Walcher CJ, García-Lorenzo B, Masegosa J, Del Olmo Orozco A, Mourão AM, Ziegler B, Mollá M, Papaderos P, Sánchez-Blázquez P, González Delgado RM, Falcón-Barroso J, Roth MM, van de Ven G, Team Califa (2013) The O3N2 and N2 abundance indicators revisited: improved calibrations based on CALIFA and T_e -based literature data. *Astron Astrophys* 559:A114. <https://doi.org/10.1051/0004-6361/201321956>. arXiv:1307.5316
- Martel H, Kawata D, Ellison SL (2013) The connection between star formation and metallicity evolution in barred spiral galaxies. *Mon Not R Astron Soc* 431:2560–2575. <https://doi.org/10.1093/mnras/st354>. arXiv:1302.6211
- Martel H, Carles C, Robichaud F, Ellison SL, Williamson DJ (2018) Chemical enrichment in isolated barred spiral galaxies. *Mon Not R Astron Soc* 477:5367–5381. <https://doi.org/10.1093/mnras/sty932>. arXiv:1804.03672
- Martin CL, Shapley AE, Coil AL, Kornei KA, Bundy K, Weiner BJ, Noeske KG, Schiminovich D (2012) Demographics and physical properties of gas outflows/inflows at $0.4 < z < 1.4$. *Astrophys J* 760:127. <https://doi.org/10.1088/0004-637X/760/2/127>. arXiv:1206.5552
- Maseda MV, van der Wel A, Rix HW, da Cunha E, Pacifici C, Momcheva I, Brammer GB, Meidt SE, Franx M, van Dokkum P, Fumagalli M, Bell EF, Ferguson HC, Förster-Schreiber NM, Koekemoer AM, Koo DC, Lundgren BF, Marchesini D, Nelson EJ, Patel SG, Skelton RE, Straughn AN, Trump JR, Whitaker KE (2014) The Nature of extreme emission line galaxies at $z = 1 - 2$: kinematics and metallicities from near-infrared spectroscopy. *Astrophys J* 791:17. <https://doi.org/10.1088/0004-637X/791/1/17>. arXiv:1406.3351
- Masters D, McCarthy P, Siana B, Malkan M, Mobasher B, Atek H, Henry A, Martin CL, Rafelski M, Hathi NP, Scarlata C, Ross NR, Bunker AJ, Blanc G, Bedregal AG, Domínguez A, Colbert J, Teplitz H, Dressler A (2014) Physical properties of emission-line galaxies at $z \sim 2$ from near-infrared spectroscopy with Magellan FIRE. *Astrophys J* 785:153. <https://doi.org/10.1088/0004-637X/785/2/153>. arXiv:1402.0510
- Masters D, Faisst A, Capak P (2016) A tight relation between N/O ratio and galaxy stellar mass can explain the evolution of strong emission line ratios with redshift. *Astrophys J* 828:18. <https://doi.org/10.3847/0004-637X/828/1/18>. arXiv:1605.04314
- Matsuoka K, Nagao T, Maiolino R, Marconi A, Taniguchi Y (2009) Chemical evolution of high-redshift radio galaxies. *Astron Astrophys* 503:721–730. <https://doi.org/10.1051/0004-6361/200811478>. arXiv:0905.1581

- Matsuoka K, Nagao T, Maiolino R, Marconi A, Taniguchi Y (2011a) Chemical properties in the most distant radio galaxy. *Astron Astrophys* 532:L10. <https://doi.org/10.1051/0004-6361/201117641>. arXiv:1107.5116
- Matsuoka K, Nagao T, Marconi A, Maiolino R, Taniguchi Y (2011b) The mass–metallicity relation of SDSS quasars. *Astron Astrophys* 527:A100. <https://doi.org/10.1051/0004-6361/201015584>. arXiv:1011.5811
- Matsuoka K, Nagao T, Marconi A, Maiolino R, Mannucci F, Cresci G, Terao K, Ikeda H (2018) The mass–metallicity relation of high- z type-2 active galactic nuclei. *Astron Astrophys* 616:L4. <https://doi.org/10.1051/0004-6361/201833418>. arXiv:1807.09276
- Matteucci F (1986) Some considerations on the origin of nitrogen. *Mon Not R Astron Soc* 221:911–921. <https://doi.org/10.1093/mnras/221.4.911>
- Matteucci F (1994) Abundance ratios in ellipticals and galaxy formation. *Astron Astrophys* 288:57–64
- Matteucci F (2001) The chemical evolution of the Galaxy, astrophysics and space science library, vol 253. Kluwer, Alphen aan den Rijn
- Matteucci F (2008) The role of massive stars in galactic chemical evolution. Massive stars as cosmic engines, IAU Symposium 250:391–400. <https://doi.org/10.1017/S1743921308020747>
- Matteucci F (2012) Chemical evolution of galaxies. Astronomy and Astrophysics library. Springer, Berlin. <https://doi.org/10.1007/978-3-642-22491-1>
- Matteucci F, Brocato E (1990) Metallicity distribution and abundance ratios in the stars of the Galactic bulge. *Astrophys J* 365:539–543. <https://doi.org/10.1086/169508>
- Matteucci F, Chiosi C (1983) Stochastic star formation and chemical evolution of dwarf irregular galaxies. *Astron Astrophys* 123:121–134
- Matteucci F, Francois P (1989) Galactic chemical evolution - Abundance gradients of individual elements. *Mon Not R Astron Soc* 239:885–904. <https://doi.org/10.1093/mnras/239.3.885>
- Matteucci F, Greggio L (1986) Relative roles of type I and II supernovae in the chemical enrichment of the interstellar gas. *Astron Astrophys* 154:279–287
- Matteucci F, Tornambe A (1987) Chemical evolution of elliptical galaxies. *Astron Astrophys* 185:51–60
- Matteucci F, Ponzzone R, Gibson BK (1998) On the trend of [Mg/Fe] among giant elliptical galaxies. *Astron Astrophys* 335:855–866. arXiv:astro-ph/9803126
- Matteucci F, Romano D, Arcones A, Korobkin O, Rosswog S (2014) Europium production: neutron star mergers versus core-collapse supernovae. *Mon Not R Astron Soc* 438:2177–2185. <https://doi.org/10.1093/mnras/stt2350>. arXiv:1311.6980
- Matthee J, Schaye J (2018) Star-forming galaxies are predicted to lie on a fundamental plane of mass, star formation rate, and α -enhancement. *Mon Not R Astron Soc* 479:L34–L39. <https://doi.org/10.1093/mnras/sly093>. arXiv:1802.06786
- Mazzucchelli C, Bañados E, Venemans BP, Decarli R, Farina EP, Walter F, Eilers AC, Rix HW, Simcoe R, Stern D, Fan X, Schlafly E, De Rosa G, Hennawi J, Chambers KC, Greiner J, Burgett W, Draper PW, Kaiser N, Kudritzki RP, Magnier E, Metcalfe N, Waters C, Wainscoat RJ (2017) Physical properties of 15 quasars at $z \gtrsim 6.5$. *Astrophys J* 849:91. <https://doi.org/10.3847/1538-4357/aa9185>. arXiv:1710.01251
- McAlpine S, Helly JC, Schaller M, Trayford JW, Qu Y, Furlong M, Bower RG, Crain RA, Schaye J, Theuns T, Dalla Vecchia C, Frenk CS, McCarthy IG, Jenkins A, Rosas-Guevara Y, White SDM, Baes M, Camps P, Lemson G (2016) The EAGLE simulations of galaxy formation: public release of halo and galaxy catalogues. *Astron Comput* 15:72–89. <https://doi.org/10.1016/j.ascom.2016.02.004>. arXiv:1510.01320
- McCall ML, Rybski PM, Shields GA (1985) The chemistry of galaxies. I - The nature of giant extragalactic HII regions. *Astrophys J Supp*. 57:1–62. <https://doi.org/10.1086/190994>
- McClure RD, van den Bergh S (1968) UB V observations of field galaxies. *Astrophys J* 73:1008. <https://doi.org/10.1086/110760>
- McGaugh SS (1991) HII region abundances—model oxygen line ratios. *Astrophys J* 380:140–150. <https://doi.org/10.1086/170569>
- Mehlert D, Noll S, Appenzeller I, Saglia RP, Bender R, Böhm A, Drory N, Fricke K, Gabasch A, Heidt J, Hopp U, Jäger K, Möllenhoff C, Seitz S, Stahl O, Ziegler B (2002) Evidence for chemical evolution in the spectra of high redshift galaxies. *Astron Astrophys* 393:809–819. <https://doi.org/10.1051/0004-6361:20021052>. arXiv:astro-ph/0208231
- Meiksin AA (2009) The physics of the intergalactic medium. *Rev Mod Phys* 81:1405–1469. <https://doi.org/10.1103/RevModPhys.81.1405>. arXiv:0711.3358

- Mernier F, de Plaa J, Pinto C, Kaastra JS, Kosec P, Zhang YY, Mao J, Werner N, Pols OR, Vink J (2016) Origin of central abundances in the hot intra-cluster medium. II. Chemical enrichment and supernova yield models. *Astron Astrophys* 595:A126. <https://doi.org/10.1051/0004-6361/201628765>. [arXiv:1608.03888](https://arxiv.org/abs/1608.03888)
- Mernier F, de Plaa J, Kaastra JS, Zhang YY, Akamatsu H, Gu L, Kosec P, Mao J, Pinto C, Reiprich TH, Sanders JS, Simionescu A, Werner N (2017) Radial metal abundance profiles in the intra-cluster medium of cool-core galaxy clusters, groups, and ellipticals. *Astron Astrophys* 603:A80. <https://doi.org/10.1051/0004-6361/201630075>. [arXiv:1703.01183](https://arxiv.org/abs/1703.01183)
- Mernier F, Werner N, de Plaa J, Kaastra JS, Raassen AJJ, Gu L, Mao J, Urdampilleta I, Simionescu A (2018) Solar chemical composition in the hot gas of cool-core ellipticals, groups, and clusters of galaxies. *Mon Not R Astron Soc* 480:L95–L100. <https://doi.org/10.1093/mnras/sly134>. [arXiv:1806.11145](https://arxiv.org/abs/1806.11145)
- Micali A, Matteucci F, Romano D (2013) The chemical evolution of the Milky Way: the three infall model. *Mon Not R Astron Soc* 436:1648–1658. <https://doi.org/10.1093/mnras/stt1681>. [arXiv:1309.1283](https://arxiv.org/abs/1309.1283)
- Michel-Dansac L, Lambas DG, Alonso MS, Tissera P (2008) The mass–metallicity relation of interacting galaxies. *Mon Not R Astron Soc* 386:L82–L86. <https://doi.org/10.1111/j.1745-3933.2008.00466.x>. [arXiv:0802.3904](https://arxiv.org/abs/0802.3904)
- Mitchell PD, Lacey CG, Lagos CDP, Frenk CS, Bower RG, Cole S, Helly JC, Schaller M, Gonzalez-Perez V, Theuns T (2018) Comparing galaxy formation in semi-analytic models and hydrodynamical simulations. *Mon Not R Astron Soc* 474:492–521. <https://doi.org/10.1093/mnras/stx2770>. [arXiv:1709.08647](https://arxiv.org/abs/1709.08647)
- Molendi S, Eckert D, De Grandi S, Ettori S, Gastaldello F, Ghizzardi S, Pratt GW, Rossetti M (2016) A critical assessment of the metal content of the intracluster medium. *Astron Astrophys* 586:A32. <https://doi.org/10.1051/0004-6361/201527356>. [arXiv:1511.05428](https://arxiv.org/abs/1511.05428)
- Mollá M, Ferrini F, Díaz AI (1997) Evolution of spiral galaxies. VII. Time evolution of the radial distributions of abundances. *Astrophys J* 475:519–533. <https://doi.org/10.1086/303550>
- Mollá M, Cavichia O, Gavilán M, Gibson BK (2015) Galactic chemical evolution: stellar yields and the initial mass function. *Mon Not R Astron Soc* 451:3693–3708. <https://doi.org/10.1093/mnras/stv1102>. [arXiv:1505.03341](https://arxiv.org/abs/1505.03341)
- Møller P, Fynbo JPU, Ledoux C, Nilsson KK (2013) Mass–metallicity relation from $z = 5$ to the present: evidence for a transition in the mode of galaxy growth at $z = 2.6$ due to the end of sustained primordial gas infall. *Mon Not R Astron Soc* 430:2680–2687. <https://doi.org/10.1093/mnras/stt067>. [arXiv:1301.5013](https://arxiv.org/abs/1301.5013)
- Monaco L, Bellazzini M, Bonifacio P, Ferraro FR, Marconi G, Pancino E, Sbordone L, Zaggia S (2005) The Ital-FLAMES survey of the Sagittarius dwarf spheroidal galaxy. I. Chemical abundances of bright RGB stars. *Astron Astrophys* 441:141–151. <https://doi.org/10.1051/0004-6361/20053333>. [arXiv:astro-ph/0506622](https://arxiv.org/abs/astro-ph/0506622)
- Monreal-Ibero A, Walsh JR, Vílchez JM (2012) The ionized gas in the central region of NGC 5253. 2D mapping of the physical and chemical properties. *Astron Astrophys* 544:A60. <https://doi.org/10.1051/0004-6361/201219543>. [arXiv:1206.2275](https://arxiv.org/abs/1206.2275)
- Moorwood AFM, Baluteau JP, Anderegg M, Coron N, Biraud Y, Fitton B (1980a) Infrared line emission from HII regions. III. Airborne observations of forbidden [SIII] ($18 \mu\text{m}$ and $33 \mu\text{m}$), [OIII] ($52 \mu\text{m}$ and $33 \mu\text{m}$), and [NIII] ($57 \mu\text{m}$) on M17. *Astrophys J* 238:565–576. <https://doi.org/10.1086/158013>
- Moorwood AFM, Salinari P, Furniss I, Jennings RE, King KJ (1980b) Infrared spectroscopy with a balloon borne Michelson interferometer. II Observation of OIII, OI, and NIII fine structure lines in HII regions. *Astron Astrophys* 90:304–310
- Morales-Luis AB, Sánchez Almeida J, Aguerri JAL, Muñoz-Tuñón C (2011) Systematic search for extremely metal-poor galaxies in the sloan digital sky survey. *Astrophys J* 743:77. <https://doi.org/10.1088/0004-637X/743/1/77>. [arXiv:1109.0235](https://arxiv.org/abs/1109.0235)
- Moran SM, Heckman TM, Kauffmann G, Davé R, Catinella B, Brinchmann J, Wang J, Schiminovich D, Saintonge A, Gracia-Carpio J, Tacconi L, Giovanelli R, Haynes M, Fabello S, Hummels C, Lemonias J, Wu R (2012) The GALEX Arcibo SDSS Survey. V. The relation between the HI content of galaxies and metal enrichment at their outskirts. *Astrophys J* 745:66. <https://doi.org/10.1088/0004-637X/745/1/66>. [arXiv:1112.1084](https://arxiv.org/abs/1112.1084)
- Morelli L, Corsini EM, Pizzella A, Dalla Bontà E, Coccatto L, Méndez-Abreu J (2015) Study of the stellar population properties in the discs of ten spiral galaxies. *Mon Not R Astron Soc* 452:1128–1139. <https://doi.org/10.1093/mnras/stv1357>. [arXiv:1506.05315](https://arxiv.org/abs/1506.05315)
- Mortlock DJ, Warren SJ, Venemans BP, Patel M, Hewett PC, McMahon RG, Simpson C, Theuns T, González-Solares EA, Adamson A, Dye S, Hambly NC, Hirst P, Irwin MJ, Kuiper E, Lawrence

- A, Röttgering HJA (2011) A luminous quasar at a redshift of $z = 7.085$. *Nature* 474:616–619. <https://doi.org/10.1038/nature10159>. arXiv:1106.6088
- Mott A, Spitoni E, Matteucci F (2013) Abundance gradients in spiral discs: is the gradient inversion at high redshift real? *Mon Not R Astron Soc* 435:2918–2930. <https://doi.org/10.1093/mnras/stt1495>. arXiv:1308.1549
- Mouhcine M, Baldry IK, Bamford SP (2007) The environmental dependence of the chemical properties of star-forming galaxies. *Mon Not R Astron Soc* 382:801–808. <https://doi.org/10.1111/j.1365-2966.2007.12405.x>. arXiv:0709.3794
- Mouhcine M, Kriwattanawong W, James PA (2011) The galaxy population of Abell 1367: the stellar mass–metallicity relation. *Mon Not R Astron Soc* 412:1295–1308. <https://doi.org/10.1111/j.1365-2966.2010.17993.x>. arXiv:1101.2074
- Mould JR (1984) Chemical evolution of bulges and halos. *Publ Astron Soc Pac* 96:773–778. <https://doi.org/10.1086/131418>
- Mould JR, Kristian J, Da Costa GS (1983) Stellar populations in local group dwarf elliptical galaxies. I—NGC 147. *Astrophys J* 270:471–484. <https://doi.org/10.1086/161141>
- Moustakas J, Kennicutt RC, Tremonti CA, Dale DA, Smith J, Calzetti D (2010) Optical Spectroscopy and nebular oxygen abundances of the Spitzer/SINGS galaxies. *Astrophys J Supp* 190:233–266. <https://doi.org/10.1088/0067-0049/190/2/233>. arXiv:1007.4547
- Moustakas J, Zaritsky D, Brown M, Cool R, Dey A, Eisenstein DJ, Gonzalez AH, Jannuzi B, Jones C, Kochanek CS, Murray SS, Wild V (2011) Evolution of the stellar mass–metallicity relation since $z = 0.75$. arXiv:1112.3300 (arXiv e-prints)
- Mushotzky R, Loewenstein M, Arnaud KA, Tamura T, Fukazawa Y, Matsushita K, Kikuchi K, Hatsukade I (1996) Measurement of the elemental abundances in four rich clusters of galaxies. I. Observations. *Astrophys J* 466:686. <https://doi.org/10.1086/177541>
- Mushotzky RF, Loewenstein M (1997) Lack of evolution in the iron abundance in clusters of galaxies and implications for the global star formation rate at high redshift. *Astrophys J Lett* 481:L63–L66. <https://doi.org/10.1086/310651>. arXiv:astro-ph/9702149
- Muzzin A, Marchesini D, Stefanon M, Franx M, McCracken HJ, Milvang-Jensen B, Dunlop JS, Fynbo JPU, Brammer G, Labbé I, van Dokkum PG (2013) The evolution of the stellar mass functions of star-forming and quiescent galaxies to $z = 4$ from the COSMOS/UltraVISTA survey. *Astrophys J* 777:18. <https://doi.org/10.1088/0004-637X/777/1/18>. arXiv:1303.4409
- Naab T, Ostriker JP (2006) A simple model for the evolution of disc galaxies: the Milky Way. *Mon Not R Astron Soc* 366:899–917. <https://doi.org/10.1111/j.1365-2966.2005.09807.x>. arXiv:astro-ph/0505594
- Naab T, Ostriker JP (2017) Theoretical challenges in galaxy formation. *Annu Rev Astron Astrophys* 55:59–109. <https://doi.org/10.1146/annurev-astro-081913-040019>. arXiv:1612.06891
- Naab T, Johansson PH, Ostriker JP, Efstathiou G (2007) Formation of early-type galaxies from cosmological initial conditions. *Astrophys J* 658:710–720. <https://doi.org/10.1086/510841>. arXiv:astro-ph/0512235
- Naab T, Johansson PH, Ostriker JP (2009) Minor mergers and the size evolution of elliptical galaxies. *Astrophys J Lett* 699:L178–L182. <https://doi.org/10.1088/0004-637X/699/2/L178>. arXiv:0903.1636
- Nagao T, Maiolino R, Marconi A (2006a) Gas metallicity diagnostics in star-forming galaxies. *Astron Astrophys* 459:85–101. <https://doi.org/10.1051/0004-6361:20065216>. arXiv:astro-ph/0603580
- Nagao T, Maiolino R, Marconi A (2006b) Gas metallicity in the narrow-line regions of high-redshift active galactic nuclei. *Astron Astrophys* 447:863–876. <https://doi.org/10.1051/0004-6361:20054127>. arXiv:astro-ph/0508652
- Nagao T, Marconi A, Maiolino R (2006c) The evolution of the broad-line region among SDSS quasars. *Astron Astrophys* 447:157–172. <https://doi.org/10.1051/0004-6361:20054024>. arXiv:astro-ph/0510385
- Nagao T, Maiolino R, Marconi A, Matsuhara H (2011) Metallicity diagnostics with infrared fine-structure lines. *Astron Astrophys* 526:A149. <https://doi.org/10.1051/0004-6361/201015471>. arXiv:1012.2471
- Nagao T, Maiolino R, De Breuck C, Caselli P, Hatsukade B, Saigo K (2012) ALMA reveals a chemically evolved submillimeter galaxy at $z = 4.76$. *Astron Astrophys* 542:L34. <https://doi.org/10.1051/0004-6361/201219518>. arXiv:1205.4834
- Nakajima K, Ouchi M (2014) Ionization state of inter-stellar medium in galaxies: evolution, SFR- M_* - Z dependence, and ionizing photon escape. *Mon Not R Astron Soc* 442:900–916. <https://doi.org/10.1093/mnras/stu902>. arXiv:1309.0207

- Nakajima K, Ouchi M, Shimasaku K, Ono Y, Lee JC, Foucaud S, Ly C, Dale DA, Salim S, Finn R, Almaini O, Okamura S (2012) Average metallicity and star formation rate of Ly α emitters probed by a triple narrowband survey. *Astrophys J* 745:12. <https://doi.org/10.1088/0004-637X/745/1/12>. [arXiv:1105.2824](https://arxiv.org/abs/1105.2824)
- Nakajima K, Ouchi M, Shimasaku K, Hashimoto T, Ono Y, Lee JC (2013) First spectroscopic evidence for high ionization state and low oxygen abundance in Ly α Emitters. *Astrophys J* 769:3. <https://doi.org/10.1088/0004-637X/769/1/3>. [arXiv:1208.3260](https://arxiv.org/abs/1208.3260)
- Nakajima K, Ellis RS, Iwata I, Inoue AK, Kusakabe H, Ouchi M, Robertson BE (2016) A hard ionizing spectrum in $z = 3-4$ Ly α emitters with intense [OIII] emission: analogs of galaxies in the reionization era? *Astrophys J Lett* 831:L9. <https://doi.org/10.3847/2041-8205/831/1/L9>. [arXiv:1608.08222](https://arxiv.org/abs/1608.08222)
- Nakajima K, Schaerer D, Le Fèvre O, Amorín R, Talia M, Lemaux BC, Tasca LAM, Vanzella E, Zamorani G, Bardelli S, Grazian A, Guaita L, Hathi NP, Pentericci L, Zucca E (2018) The VIMOS ultra deep survey: nature, ISM properties, and ionizing spectra of CIII]1909 emitters at $z = 2-4$. *Astron Astrophys* 612:A94. <https://doi.org/10.1051/0004-6361/201731935>. [arXiv:1709.03990](https://arxiv.org/abs/1709.03990)
- Nardini E, Wang J, Fabbiano G, Elvis M, Pellegrini S, Risaliti G, Karovska M, Zezas A (2013) The exceptional soft X-Ray halo of the galaxy merger NGC 6240. *Astrophys J* 765:141. <https://doi.org/10.1088/0004-637X/765/2/141>. [arXiv:1301.5907](https://arxiv.org/abs/1301.5907)
- Neeleman M, Wolfe AM, Prochaska JX, Rafelski M (2013) The fundamental plane of damped Ly α systems. *Astrophys J* 769:54. <https://doi.org/10.1088/0004-637X/769/1/54>. [arXiv:1303.7239](https://arxiv.org/abs/1303.7239)
- Nelan JE, Smith RJ, Hudson MJ, Wegner GA, Lucey JR, Moore SAW, Quinney SJ, Suntzeff NB (2005) NOAO fundamental plane survey. II. Age and metallicity along the red sequence from line-strength data. *Astrophys J* 632:137–156. <https://doi.org/10.1086/431962>. [arXiv:astro-ph/0505301](https://arxiv.org/abs/astro-ph/0505301)
- Newman SF, Buschkamp P, Genzel R, Förster Schreiber NM, Kurk J, Sternberg A, Gnat O, Rosario D, Mancini C, Lilly SJ, Renzini A, Burkert A, Carollo CM, Cresci G, Davies R, Eisenhauer F, Genel S, Shapiro Griffin K, Hicks EKS, Lutz D, Naab T, Peng Y, Tacconi LJ, Wuyts S, Zamorani G, Vergani D, Weiner BJ (2014) Nebular excitation in $z \sim 2$ star-forming galaxies from the SINS and LUCI surveys: the influence of shocks and active galactic nuclei. *Astrophys J* 781:21. <https://doi.org/10.1088/0004-637X/781/1/21>. [arXiv:1306.6676](https://arxiv.org/abs/1306.6676)
- Nicastro F, Krongold Y, Mathur S, Elvis M (2017) A decade of warm hot intergalactic medium searches: where do we stand and where do we go? *Astron Nachrichten* 338:281–286. <https://doi.org/10.1002/asna.201713343>
- Nicastro F, Kaastra J, Krongold Y, Borgani S, Branchini E, Cen R, Dadina M, Danforth CW, Elvis M, Fiore F, Gupta A, Mathur S, Mayya D, Paerels F, Piro L, Rosa-Gonzalez D, Schaye J, Shull JM, Torres-Zafra J, Wijers N, Zappacosta L (2018) Observations of the missing baryons in the warm-hot intergalactic medium. *Nature* 558:406–409. <https://doi.org/10.1038/s41586-018-0204-1>. [arXiv:1806.08395](https://arxiv.org/abs/1806.08395)
- Nicholls DC, Dopita MA, Sutherland RS (2012) Resolving the electron temperature discrepancies in HII regions and planetary nebulae: κ -distributed electrons. *Astrophys J* 752:148. <https://doi.org/10.1088/0004-637X/752/2/148>. [arXiv:1204.3880](https://arxiv.org/abs/1204.3880)
- Nicholls DC, Sutherland RS, Dopita MA, Kewley LJ, Groves BA (2017) Abundance scaling in stars, nebulae and galaxies. *Mon Not R Astron Soc* 466:4403–4422. <https://doi.org/10.1093/mnras/stw3235>. [arXiv:1612.03546](https://arxiv.org/abs/1612.03546)
- Nieva MF, Przybilla N (2012) Present-day cosmic abundances. A comprehensive study of nearby early B-type stars and implications for stellar and Galactic evolution and interstellar dust models. *Astron Astrophys* 539:A143. <https://doi.org/10.1051/0004-6361/201118158>. [arXiv:1203.5787](https://arxiv.org/abs/1203.5787)
- Niino Y (2012) The redshift evolution of the relation between stellar mass, star formation rate, and gas metallicity of galaxies. *Astrophys J* 761:126. <https://doi.org/10.1088/0004-637X/761/2/126>. [arXiv:1205.1897](https://arxiv.org/abs/1205.1897)
- Nissen PE, Schuster WJ (2010) Two distinct halo populations in the solar neighborhood. Evidence from stellar abundance ratios and kinematics. *Astron Astrophys* 511:L10. <https://doi.org/10.1051/0004-6361/200913877>. [arXiv:1002.4514](https://arxiv.org/abs/1002.4514)
- Nissen PE, Chen YQ, Carigi L, Schuster WJ, Zhao G (2014) Carbon and oxygen abundances in stellar populations. *Astron Astrophys* 568:A25. <https://doi.org/10.1051/0004-6361/201424184>. [arXiv:1406.5218](https://arxiv.org/abs/1406.5218)
- Nomoto K, Kobayashi C, Tominaga N (2013) Nucleosynthesis in stars and the chemical enrichment of galaxies. *Annu Rev Astron Astrophys* 51:457–509. <https://doi.org/10.1146/annurev-astro-082812-140956>

- Noterdaeme P, Ledoux C, Petitjean P, Srianand R (2008) Molecular hydrogen in high-redshift damped Lyman- α systems: the VLT/UVES database. *Astron Astrophys* 481:327–336. <https://doi.org/10.1051/0004-6361:20078780>. arXiv:0801.3682
- Noterdaeme P, Laursen P, Petitjean P, Vergani SD, Maureira MJ, Ledoux C, Fynbo JPU, López S, Srianand R (2012) Discovery of a compact gas-rich damped Lyman- α galaxy at $z = 2.2$: evidence of a starburst-driven outflow. *Astron Astrophys* 540:A63. <https://doi.org/10.1051/0004-6361/201118691>. arXiv:1202.0280
- Oey MS, Meurer GR, Yelda S, Furst EJ, Caballero-Nieves SM, Hanish DJ, Levesque EM, Thilker DA, Walth GL, Bland-Hawthorn J, Dopita MA, Ferguson HC, Heckman TM, Doyle MT, Drinkwater MJ, Freeman KC, Kennicutt RC Jr, Kilborn VA, Knezek PM, Koribalski B, Meyer M, Putman ME, Ryan-Weber EV, Smith RC, Staveley-Smith L, Webster RL, Werk J, Zwaan MA (2007) The survey for ionization in neutral gas galaxies. III. Diffuse, warm ionized medium and escape of ionizing radiation. *Astrophys J* 661:801–814. <https://doi.org/10.1086/517867>. arXiv:astro-ph/0703033
- Olave-Rojas D, Torres-Flores S, Carrasco ER, Mendes de Oliveira C, de Mello DF, Scarano S (2015) NGC 6845: metallicity gradients and star formation in a complex compact group. *Mon Not R Astron Soc* 453:2808–2823. <https://doi.org/10.1093/mnras/stv1798>. arXiv:1508.05070
- Önehag A, Heiter U, Gustafsson B, Piskunov N, Plez B, Reiners A (2012) M-dwarf metallicities. A high-resolution spectroscopic study in the near infrared. *Astron Astrophys* 542:A33. <https://doi.org/10.1051/0004-6361/201118101>. arXiv:1112.0141
- Onodera M, Carollo CM, Renzini A, Cappellari M, Mancini C, Arimoto N, Daddi E, Gobat R, Strazzullo V, Tacchella S, Yamada Y (2015) The ages, metallicities, and element abundance ratios of massive quenched galaxies at $z \geq 1.6$. *Astrophys J* 808:161. <https://doi.org/10.1088/0004-637X/808/2/161>. arXiv:1411.5023
- Onodera M, Carollo CM, Lilly S, Renzini A, Arimoto N, Capak P, Daddi E, Scoville N, Tacchella S, Tatehara S, Zamorani G (2016) ISM excitation and metallicity of star-forming galaxies at $z \approx 3.3$ from near-IR spectroscopy. *Astrophys J* 822:42. <https://doi.org/10.3847/0004-637X/822/1/42>. arXiv:1602.02779
- Oppenheimer BD, Davé R (2008) Mass, metal, and energy feedback in cosmological simulations. *Mon Not R Astron Soc* 387:577–600. <https://doi.org/10.1111/j.1365-2966.2008.13280.x>. arXiv:0712.1827
- Oppenheimer BD, Davé R, Kereš D, Fardal M, Katz N, Kollmeier JA, Weinberg DH (2010) Feedback and recycled wind accretion: assembling the $z = 0$ galaxy mass function. *Mon Not R Astron Soc* 406:2325–2338. <https://doi.org/10.1111/j.1365-2966.2010.16872.x>. arXiv:0912.0519
- Oser L, Ostriker JP, Naab T, Johansson PH, Burkert A (2010) The two phases of galaxy formation. *Astrophys J* 725:2312–2323. <https://doi.org/10.1088/0004-637X/725/2/2312>. arXiv:1010.1381
- Pagel BEJ (2002) Metals in the universe and diffuse background radiation. (I). In: Fusco-Femiano R, Matteucci F (eds) Chemical enrichment of intracluster and intergalactic medium, Astronomical Society of the Pacific, San Francisco, ASP Conference Series, vol 253, p 489. arXiv:astro-ph/0107215
- Pagel BEJ, Edmunds MG (1981) Abundances in stellar populations and the interstellar medium in galaxies. *Annu Rev Astron Astrophys* 19:77–113. <https://doi.org/10.1146/annurev.aa.19.090181.000453>
- Pallottini A, Ferrara A, Gallerani S, Salvadori S, D’Odorico V (2014) Simulating cosmic metal enrichment by the first galaxies. *Mon Not R Astron Soc* 440:2498–2518. <https://doi.org/10.1093/mnras/stu451>. arXiv:1403.1261
- Pallottini A, Ferrara A, Gallerani S, Vallini L, Maiolino R, Salvadori S (2017) Zooming on the internal structure of $z \approx 6$ galaxies. *Mon Not R Astron Soc* 465:2540–2558. <https://doi.org/10.1093/mnras/stw2847>. arXiv:1609.01719
- Panther B, Jimenez R, Heavens AF, Charlot S (2008) The cosmic evolution of metallicity from the SDSS fossil record. *Mon Not R Astron Soc* 391:1117–1126. <https://doi.org/10.1111/j.1365-2966.2008.13981.x>. arXiv:0804.3091
- Papastergis E, Cattaneo A, Huang S, Giovanelli R, Haynes MP (2012) A direct measurement of the Baryonic mass function of galaxies and implications for the galactic Baryon fraction. *Astrophys J* 759:138. <https://doi.org/10.1088/0004-637X/759/2/138>. arXiv:1208.5229
- Pasquali A, Gallazzi A, Fontanot F, van den Bosch FC, De Lucia G, Mo HJ, Yang X (2010) Ages and metallicities of central and satellite galaxies: implications for galaxy formation and evolution. *Mon Not R Astron Soc* 407:937–954. <https://doi.org/10.1111/j.1365-2966.2010.17074.x>. arXiv:0912.1853
- Pasquali A, Gallazzi A, van den Bosch FC (2012) The gas-phase metallicity of central and satellite galaxies in the Sloan Digital Sky Survey. *Mon Not R Astron Soc* 425:273–286. <https://doi.org/10.1111/j.1365-2966.2012.21454.x>. arXiv:1206.3458

- Patrício V, Christensen L, Rhodin H, Cañameras R, Lara-López MA (2018) Testing strong line metallicity diagnostics at $z \sim 2$. [arXiv:1809.03612](https://arxiv.org/abs/1809.03612) (arXiv e-prints)
- Patrick LR, Evans CJ, Davies B, Kudritzki RP, Hénault-Brunet V, Bastian N, Lapenna E, Bergemann M (2016) Chemistry and kinematics of red supergiant stars in the young massive cluster NGC 2100. *Mon Not R Astron Soc* 458:3968–3976. <https://doi.org/10.1093/mnras/stw561>. [arXiv:1602.02702](https://arxiv.org/abs/1602.02702)
- Peña-Guerrero MA, Leitherer C, de Mink S, Wofford A, Kewley L (2017) Carbon abundances in starburst galaxies of the local universe. *Astrophys J* 847:107. <https://doi.org/10.3847/1538-4357/aa88bf>. [arXiv:1709.07587](https://arxiv.org/abs/1709.07587)
- Peeples MS, Shankar F (2011) Constraints on star formation driven galaxy winds from the mass–metallicity relation at $z = 0$. *Mon Not R Astron Soc* 417:2962–2981. <https://doi.org/10.1111/j.1365-2966.2011.19456.x>. [arXiv:1007.3743](https://arxiv.org/abs/1007.3743)
- Peeples MS, Pogge RW, Stanek KZ (2008) Outliers from the mass–metallicity relation. I. A sample of metal-rich dwarf galaxies from SDSS. *Astrophys J* 685:904–914. <https://doi.org/10.1086/591492>. [arXiv:0804.2671](https://arxiv.org/abs/0804.2671)
- Peeples MS, Pogge RW, Stanek KZ (2009) Outliers from the mass–metallicity relation. II. A sample of massive metal-poor galaxies from SDSS. *Astrophys J* 695:259–267. <https://doi.org/10.1088/0004-637X/695/1/259>. [arXiv:0809.0896](https://arxiv.org/abs/0809.0896)
- Peeples MS, Werk JK, Tumlinson J, Oppenheimer BD, Prochaska JX, Katz N, Weinberg DH (2014) A budget and accounting of metals at $z \sim 0$: results from the COS-Halos survey. *Astrophys J* 786:54. <https://doi.org/10.1088/0004-637X/786/1/54>. [arXiv:1310.2253](https://arxiv.org/abs/1310.2253)
- Pei YC, Fall SM (1995) Cosmic chemical evolution. *Astrophys J* 454:69. <https://doi.org/10.1086/176466>
- Peimbert A (2003) The chemical composition of the 30 Doradus Nebula Derived from very large telescope echelle spectrophotometry. *Astrophys J* 584:735–750. <https://doi.org/10.1086/345793>. [arXiv:astro-ph/0208502](https://arxiv.org/abs/astro-ph/0208502)
- Peimbert A, Peimbert M, Ruiz MT (2005) Chemical composition of two HII regions in NGC 6822 based on VLT spectroscopy. *Astrophys J* 634:1056–1066. <https://doi.org/10.1086/444557>. [arXiv:astro-ph/0507084](https://arxiv.org/abs/astro-ph/0507084)
- Peimbert A, Peña-Guerrero MA, Peimbert M (2012) A classification of HII Regions based on oxygen and helium lines: the cases of TOL 2146–391 and TOL 0357–3915. *Astrophys J* 753:39. <https://doi.org/10.1088/0004-637X/753/1/39>. [arXiv:1204.4507](https://arxiv.org/abs/1204.4507)
- Peimbert A, Peimbert M, Delgado-Inglada G, García-Rojas J, Peña M (2014) Physical conditions derived from OII recombination lines in planetary nebulae and their implications. *Rev Mex Astron Astrof* 50:329–340 [arXiv:1408.4835](https://arxiv.org/abs/1408.4835)
- Peimbert M (1967) Temperature determinations of HII regions. *Astrophys J* 150:825. <https://doi.org/10.1086/149385>
- Peimbert M, Peimbert A (2014) Densities, Temperatures, pressures, and abundances derived from OII recombination lines in HII regions and their implications. In: A Mateus JGH, Fernandes RC (eds) XIV Latin American Regional IAU Meeting, *Rev Mex Astron Astrof (Ser Conf)*, vol 44, pp 137–137. <https://doi.org/10.1088/0004-637X/778/2/89>. [arXiv:1310.0089](https://arxiv.org/abs/1310.0089)
- Peimbert M, Spinrad H (1970) On the chemical abundance of NGC 6822. *Astron Astrophys* 7:311
- Peimbert M, Peimbert A, Ruiz MT, Esteban C (2004) Physical conditions of the planetary nebula NGC 5315 derived from VLT Echelle observations and the t^2 problem. *Astrophys J Supp* 150:431–454. <https://doi.org/10.1086/381090>
- Peimbert M, Peimbert A, Esteban C, García-Rojas J, Bresolin F, Carigi L, Ruiz MT, López-Sánchez AR (2007) The calibration of the O/H abundance indicators for extragalactic HII regions based on OII recombination lines. In: Guzmán R, Packham C, Rodríguez-Espinosa JM, Torres-Peimbert S (eds) First light science with the GTC. *Rev Mex Astron Astrof (Ser Conf)*, vol 29, pp 72–79. [arXiv:astro-ph/0608440](https://arxiv.org/abs/astro-ph/0608440)
- Peimbert M, Peimbert A, Delgado-Inglada G (2017) Nebular spectroscopy: a guide on HII regions and planetary nebulae. *Publ Astron Soc Pac* 129(8):082001. <https://doi.org/10.1088/1538-3873/aa72c3>. [arXiv:1705.06323](https://arxiv.org/abs/1705.06323)
- Peng Y, Maiolino R, Cochrane R (2015) Strangulation as the primary mechanism for shutting down star formation in galaxies. *Nature* 521:192–195. <https://doi.org/10.1038/nature14439>. [arXiv:1505.03143](https://arxiv.org/abs/1505.03143)
- Peng Yj, Maiolino R (2014a) From haloes to Galaxies—I. The dynamics of the gas regulator model and the implied cosmic sSFR history. *Mon Not R Astron Soc* 443:3643–3664. <https://doi.org/10.1093/mnras/stu1288>. [arXiv:1402.5964](https://arxiv.org/abs/1402.5964)

- Peng Y, Maiolino R (2014b) The dependence of the galaxy mass–metallicity relation on environment and the implied metallicity of the IGM. *Mon Not R Astron Soc* 438:262–270. <https://doi.org/10.1093/mnras/stt2175>. arXiv:1311.1816
- Peng Y, Lilly SJ, Kovač K, Bolzonella M, Pozzetti L, Renzini A, Zamorani G, Ilbert O, Knobel C, Iovino A, Maier C, Cucchiati O, Tasca L, Carollo CM, Silverman J, Kampanczyk P, de Ravel L, Sanders D, Scoville N, Contini T, Mainieri V, Scodreggio M, Kneib JP, Le Fèvre O, Bardelli S, Bongiorno A, Caputi K, Coppa G, de la Torre S, Franzetti P, Garilli B, Lamareille F, Le Borgne JF, Le Brun V, Mignoli M, Perez Montero E, Pello R, Ricciardelli E, Tanaka M, Tresse L, Vergani D, Welikala N, Zucca E, Oesch P, Abbas U, Barnes L, Bordoloi R, Bottini D, Cappi A, Cassata P, Cimatti A, Fumana M, Hasinger G, Koekemoer A, Leauthaud A, Maccagni D, Marinoni C, McCracken H, Memeo P, Meneux B, Nair P, Porciani C, Presotto V, Scaramella R (2010) Mass and environment as drivers of galaxy evolution in SDSS and zCOSMOS and the origin of the Schechter function. *Astrophys J* 721:193–221. <https://doi.org/10.1088/0004-637X/721/1/193>. arXiv:1003.4747
- Peng Yj, Lilly SJ, Renzini A, Carollo M (2012) Mass and environment as drivers of galaxy evolution. II. The Quenching of satellite galaxies as the origin of environmental effects. *Astrophys J* 757:4. <https://doi.org/10.1088/0004-637X/757/1/4>. arXiv:1106.2546
- Pentericci L, Carniani S, Castellano M, Fontana A, Maiolino R, Guaita L, Vanzella E, Grazian A, Santini P, Yan H, Cristiani S, Conselice C, Giavalisco M, Hathi N, Koekemoer A (2016) Tracing the reionization epoch with ALMA: [C II] emission in $z \sim 7$ galaxies. *Astrophys J Lett* 829:L11. <https://doi.org/10.3847/2041-8205/829/1/L11>. arXiv:1608.08837
- Pereira-Santaella M, Rigopoulou D, Farrah D, Lebouteiller V, Li J (2017) Far-infrared metallicity diagnostics: application to local ultraluminous infrared galaxies. *Mon Not R Astron Soc* 470:1218–1232. <https://doi.org/10.1093/mnras/stx1284>. arXiv:1705.08367
- Perez J, Michel-Dansac L, Tissera PB (2011) Chemical evolution during gas-rich galaxy interactions. *Mon Not R Astron Soc* 417:580–590. <https://doi.org/10.1111/j.1365-2966.2011.19300.x>. arXiv:1106.4556
- Pérez JM, Hoyos C, Díaz ÁI, Koo DC, Willmer CNA (2016) Direct determination of oxygen abundances in line-emitting star-forming galaxies at intermediate redshift. *Mon Not R Astron Soc* 455:3359–3366. <https://doi.org/10.1093/mnras/stv1949>. arXiv:1508.05222
- Pérez-González PG, Rieke GH, Villar V, Barro G, Blaylock M, Egami E, Gallego J, Gil de Paz A, Pascual S, Zamorano J, Donley JL (2008) The stellar mass assembly of galaxies from $z = 0$ to $z = 4$: analysis of a sample selected in the rest-frame near-infrared with spitzer. *Astrophys J* 675:234–261. <https://doi.org/10.1086/523690>. arXiv:0709.1354
- Perez-Martinez JM (2014) Derivation of chemical abundances in star-forming galaxies at intermediate redshift. arXiv:1412.3853 (arXiv e-prints)
- Pérez-Montero E (2014) Deriving model-based T_e -consistent chemical abundances in ionized gaseous nebulae. *Mon Not R Astron Soc* 441:2663–2675. <https://doi.org/10.1093/mnras/stu753>. arXiv:1404.3936
- Pérez-Montero E (2017) Ionized gaseous nebulae abundance determination from the direct method. *Publ Astron Soc Pac* 129(4):043001 arXiv:1702.04255
- Pérez-Montero E, Amorín R (2017) Using photo-ionisation models to derive carbon and oxygen gas-phase abundances in the rest UV. *Mon Not R Astron Soc* 467:1287–1293. <https://doi.org/10.1093/mnras/stx186>. arXiv:1701.04411
- Pérez-Montero E, Contini T (2009) The impact of the nitrogen-to-oxygen ratio on ionized nebula diagnostics based on [NII] emission lines. *Mon Not R Astron Soc* 398:949–960. <https://doi.org/10.1111/j.1365-2966.2009.15145.x>. arXiv:0905.4621
- Pérez-Montero E, Díaz AI (2003) Line temperatures and elemental abundances in HII galaxies. *Mon Not R Astron Soc* 346:105–118. <https://doi.org/10.1046/j.1365-2966.2003.07064.x>. arXiv:astro-ph/0309057
- Pérez-Montero E, Díaz AI (2005) A comparative analysis of empirical calibrators for nebular metallicity. *Mon Not R Astron Soc* 361:1063–1076. <https://doi.org/10.1111/j.1365-2966.2005.09263.x>. arXiv:astro-ph/0506344
- Pérez-Montero E, Hägele GF, Contini T, Díaz ÁI (2007) Neon and argon optical emission lines in ionized gaseous nebulae: implications and applications. *Mon Not R Astron Soc* 381:125–135. <https://doi.org/10.1111/j.1365-2966.2007.12213.x>. arXiv:0707.2691
- Pérez-Montero E, Vílchez JM, Cedrés B, Hägele GF, Mollá M, Kehrig C, Díaz AI, García-Benito R, Martín-Gordón D (2011) Integral field spectroscopy of nitrogen overabundant blue compact dwarf galaxies. *Astron Astrophys* 532:A141. <https://doi.org/10.1051/0004-6361/201116582>. arXiv:1105.4516

- Pérez-Montero E, Contini T, Lamareille F, Maier C, Carollo CM, Kneib JP, Le Fèvre O, Lilly S, Mainieri V, Renzini A, Scodreggio M, Zamorani G, Bardelli S, Bolzonella M, Bongiorno A, Caputi K, Cucciati O, de la Torre S, de Ravel L, Franzetti P, Garilli B, Iovino A, Kampeczyk P, Knobel C, Kovač K, Le Borgne JF, Le Brun V, Mignoli M, Pellò R, Peng Y, Presotto V, Ricciardelli E, Silverman JD, Tanaka M, Tasca LAM, Tresse L, Vergani D, Zucca E (2013) The cosmic evolution of oxygen and nitrogen abundances in star-forming galaxies over the past 10 Gyr. *Astron Astrophys* 549:A25. <https://doi.org/10.1051/0004-6361/201220070>. arXiv:1210.0334
- Pérez-Montero E, García-Benito R, Vílchez JM, Sánchez SF, Kehrig C, Husemann B, Duarte Puertas S, Iglesias-Páramo J, Galbany L, Mollá M, Walcher CJ, Ascasíbar Y, González Delgado RM, Marino RA, Masegosa J, Pérez E, Rosales-Ortega FF, Sánchez-Blázquez P, Bland-Hawthorn J, Bomans D, López-Sánchez ÁR, Ziegler B, Califa Collaboration (2016) The dependence of oxygen and nitrogen abundances on stellar mass from the CALIFA survey. *Astron Astrophys* 595:A62. <https://doi.org/10.1051/0004-6361/201628601>. arXiv:1608.04677
- Perna M, Curti M, Cresci G, Mannucci F, Rabien S, Grillo C, Belli S, Bonaglia M, Busoni L, Contursi A, Esposito S, Georgiev I, Lutz D, Orban de Xivry G, Zibetti S, Gaessler W, Mazzoni T, Borelli J, Rosensteiner M, Ziegler J, Buschkamp P, Rahmer G, Kulas M, Peter D, Raab W, Deysenroth M, Gemperlein H (2018) LBT/ARGOS adaptive optics observations of $z \sim 2$ lensed galaxies. *Astron Astrophys* 618:A36. <https://doi.org/10.1051/0004-6361/201732387>. arXiv:1806.10211
- Péroux C, Bouché N, Kulkarni VP, York DG, Vladilo G (2011) A SINFONI integral field spectroscopy survey for galaxy counterparts to damped Lyman α systems—I. New detections and limits for intervening and associated absorbers. *Mon Not R Astron Soc* 410:2237–2250. <https://doi.org/10.1111/j.1365-2966.2010.17598.x>. arXiv:1009.0025
- Petropoulou V, Vílchez J, Iglesias-Páramo J, Papaderos P, Magrini L, Cedrés B, Reverte D (2011) Spatially resolved spectroscopy and chemical history of star-forming galaxies in the hercules cluster: the effects of the environment. *Astrophys J* 734:32. <https://doi.org/10.1088/0004-637X/734/1/32>. arXiv:1104.1434
- Petropoulou V, Vílchez J, Iglesias-Páramo J (2012) Environmental effects on the metal enrichment of low-mass galaxies in nearby clusters. *Astrophys J* 749:133. <https://doi.org/10.1088/0004-637X/749/2/133>. arXiv:1202.4164
- Pettini M (2004) Element abundances through the cosmic ages. In: Esteban C, García López R, Herrero A, Sánchez F (eds) *Cosmochemistry. The melting pot of the elements*, pp 257–298. arXiv:astro-ph/0303272
- Pettini M (2006) Review: chemical elements at high and low redshifts. In: Le Brun V, Mazure A, Arnouts S, Burgarella D (eds) *The fabulous destiny of galaxies: bridging past and present*. Frontier, Paris, p 319. arXiv:astro-ph/0603066
- Pettini M, Pagel BEJ (2004) [OIII]/[NII] as an abundance indicator at high redshift. *Mon Not R Astron Soc* 348:L59–L63. <https://doi.org/10.1111/j.1365-2966.2004.07591.x>. arXiv:astro-ph/0401128
- Pettini M, Ellison SL, Steidel CC, Bowen DV (1999) Metal abundances at $z < 1.5$: fresh clues to the chemical enrichment history of damped Ly α systems. *Astrophys J* 510:576–589. <https://doi.org/10.1086/306635>. arXiv:astro-ph/9808017
- Pettini M, Steidel CC, Adelberger KL, Dickinson M, Giavalisco M (2000) The ultraviolet spectrum of MS 1512-CB58: an insight into Lyman-break galaxies. *Astrophys J* 528:96–107. <https://doi.org/10.1086/308176>
- Pettini M, Shapley AE, Steidel CC, Cuby JG, Dickinson M, Moorwood AFM, Adelberger KL, Giavalisco M (2001) The Rest-frame optical spectra of Lyman break galaxies: star formation, extinction, abundances, and kinematics. *Astrophys J* 554:981–1000. <https://doi.org/10.1086/321403>. arXiv:astro-ph/0102456
- Pettini M, Ellison SL, Bergeron J, Petitjean P (2002a) The abundances of nitrogen and oxygen in damped Lyman alpha systems. *Astron Astrophys* 391:21–34. <https://doi.org/10.1051/0004-6361:20020809>
- Pettini M, Rix SA, Steidel CC, Adelberger KL, Hunt MP, Shapley AE (2002b) New observations of the interstellar medium in the Lyman break galaxy MS 1512-cB58. *Astrophys J* 569:742–757. <https://doi.org/10.1086/339355>. arXiv:astro-ph/0110637
- Pettini M, Zych BJ, Steidel CC, Chaffee FH (2008) C, N, O abundances in the most metal-poor damped Lyman alpha systems. *Mon Not R Astron Soc* 385:2011–2024. <https://doi.org/10.1111/j.1365-2966.2008.12951.x>. arXiv:0712.1829
- Pian E, D'Avanzo P, Benetti S, Branchesi M, Brocato E, Campana S, Cappellaro E, Covino S, D'Elia V, Fynbo JPU, Getman F, Ghirlanda G, Ghisellini G, Grado A, Greco G, Hjorth J, Kouveliotou C, Levan A, Limatola L, Malesani D, Mazzali PA, Melandri A, Møller P, Nicastro L, Palazzi E, Piranomonte

- S, Rossi A, Salafia OS, Selsing J, Stratta G, Tanaka M, Tanvir NR, Tomasella L, Watson D, Yang S, Amati L, Antonelli LA, Ascenzi S, Bernardini MG, Boër M, Bufano F, Bulgarelli A, Capaccioli M, Casella P, Castro-Tirado AJ, Chassande-Mottin E, Ciolfi R, Copperwheat CM, Dadina M, De Cesare G, di Paola A, Fan YZ, Gendre B, Giuffrida G, Giunta A, Hunt LK, Israel GL, Jin ZP, Kasliwal MM, Klose S, Lisi M, Longo F, Maiorano E, Mapelli M, Masetti N, Nava L, Patricelli B, Perley D, Pescalli A, Piran T, Possenti A, Pulone L, Razzano M, Salvaterra R, Schipani P, Spera M, Stameria A, Stella L, Tagliaferri G, Testa V, Troja E, Turatto M, Vergani SD, Vergani D (2017) Spectroscopic identification of r-process nucleosynthesis in a double neutron-star merger. *Nature* 551:67–70. <https://doi.org/10.1038/nature24298>. arXiv:1710.05858
- Pilbratt GL, Riedinger JR, Passvogel T, Crone G, Doyle D, Gageur U, Heras AM, Jewell C, Metcalfe L, Ott S, Schmidt M (2010) Herschel space observatory. An ESA facility for far-infrared and submillimetre astronomy. *Astron Astrophys* 518:L1. <https://doi.org/10.1051/0004-6361/201014759>. arXiv:1005.5331
- Pilkington K, Few CG, Gibson BK, Calura F, Michel-Dansac L, Thacker RJ, Mollá M, Matteucci F, Rahimi A, Kawata D, Kobayashi C, Brook CB, Stinson GS, Couchman HMP, Bailin J, Wadsley J (2012) Metallicity gradients in disks. Do galaxies form inside-out? *Astron Astrophys* 540:A56. <https://doi.org/10.1051/0004-6361/201117466>. arXiv:1201.6359
- Pillepich A, Springel V, Nelson D, Genel S, Naiman J, Pakmor R, Hernquist L, Torrey P, Vogelsberger M, Weinberger R, Marinacci F (2018) Simulating galaxy formation with the IllustrisTNG model. *Mon Not R Astron Soc* 473:4077–4106. <https://doi.org/10.1093/mnras/stx2656>. arXiv:1703.02970
- Pilyugin LS (2007) On the electron temperature determination in high-metallicity HII regions. *Mon Not R Astron Soc* 375:685–690. <https://doi.org/10.1111/j.1365-2966.2006.11333.x>. arXiv:astro-ph/0611802
- Pilyugin LS, Grebel EK (2016) New calibrations for abundance determinations in HII regions. *Mon Not R Astron Soc* 457:3678–3692. <https://doi.org/10.1093/mnras/stw238>. arXiv:1601.08217
- Pilyugin LS, Thuan TX (2005) Oxygen abundance determination in HII regions: the strong line intensities-abundance calibration revisited. *Astrophys J* 631:231–243. <https://doi.org/10.1086/432408>
- Pilyugin LS, Thuan TX, Vílchez JM (2006a) Oxygen abundances in the most oxygen-rich spiral galaxies. *Mon Not R Astron Soc* 367:1139–1146. <https://doi.org/10.1111/j.1365-2966.2006.10033.x>. arXiv:astro-ph/0601122
- Pilyugin LS, Vílchez JM, Thuan TX (2006b) On the relation between electron temperatures in the O⁺ and O⁺⁺ zones in high-metallicity HII regions. *Mon Not R Astron Soc* 370:1928–1934. <https://doi.org/10.1111/j.1365-2966.2006.10618.x>. arXiv:astro-ph/0605695
- Pilyugin LS, Mattsson L, Vílchez JM, Cedrés B (2009) On the electron temperatures in high-metallicity HII regions. *Mon Not R Astron Soc* 398:485–496. <https://doi.org/10.1111/j.1365-2966.2009.15182.x>. arXiv:0907.0084
- Pilyugin LS, Vílchez JM, Cedrés B, Thuan TX (2010a) The electron temperatures of SDSS high-metallicity giant extragalactic HII regions. *Mon Not R Astron Soc* 403:896–905. <https://doi.org/10.1111/j.1365-2966.2009.16166.x>. arXiv:0912.2596
- Pilyugin LS, Vílchez JM, Thuan TX (2010b) New improved calibration relations for the determination of electron temperatures and oxygen and nitrogen abundances in H II regions. *Astrophys J* 720:1738–1751. <https://doi.org/10.1088/0004-637X/720/2/1738>
- Pilyugin LS, Vílchez JM, Mattsson L, Thuan TX (2012) Abundance determination from global emission-line SDSS spectra: exploring objects with high N/O ratios. *Mon Not R Astron Soc* 421:1624–1634. <https://doi.org/10.1111/j.1365-2966.2012.20420.x>. arXiv:1201.1554
- Pilyugin LS, Lara-López MA, Grebel EK, Kehrig C, Zinchenko IA, López-Sánchez ÁR, Vílchez JM, Mattsson L (2013) The metallicity–redshift relations for emission-line SDSS galaxies: examination of the dependence on the star formation rate. *Mon Not R Astron Soc* 432:1217–1230. <https://doi.org/10.1093/mnras/stt539>. arXiv:1304.0191
- Pilyugin LS, Grebel EK, Zinchenko IA (2015) On the radial abundance gradients in disks of irregular galaxies. arXiv:1505.00337 (arXiv e-prints)
- Pilyugin LS, Grebel EK, Zinchenko IA, Nefedyev YA, Mattsson L (2017) On the influence of the environment on galactic chemical abundances. *Mon Not R Astron Soc* 465:1358–1374. <https://doi.org/10.1093/mnras/stw2831>. arXiv:1611.02502
- Pipino A, Matteucci F (2004) Photochemical evolution of elliptical galaxies—I. The high-redshift formation scenario. *Mon Not R Astron Soc* 347:968–984. <https://doi.org/10.1111/j.1365-2966.2004.07268.x>. arXiv:astro-ph/0310251

- Pipino A, Matteucci F, Chiappini C (2006) The Outside-in formation of elliptical galaxies. *Astrophys J* 638:739–744. <https://doi.org/10.1086/499033>. arXiv:astro-ph/0510556
- Pipino A, D’Ercole A, Matteucci F (2008) Formation of $[\alpha/\text{Fe}]$ radial gradients in the stars of elliptical galaxies. *Astron Astrophys* 484:679–691. <https://doi.org/10.1051/0004-6361/20078121>. arXiv:0706.2932
- Pipino A, D’Ercole A, Chiappini C, Matteucci F (2010) Abundance gradient slopes versus mass in spheroids: predictions by monolithic models. *Mon Not R Astron Soc* 407:1347–1359. <https://doi.org/10.1111/j.1365-2966.2010.17007.x>. arXiv:1005.2154
- Pipino A, Fan XL, Matteucci F, Calura F, Silva L, Granato G, Maiolino R (2011) The chemical evolution of elliptical galaxies with stellar and QSO dust production. *Astron Astrophys* 525:A61. <https://doi.org/10.1051/0004-6361/201014843>. arXiv:1008.3875
- Pipino A, Lilly SJ, Carollo CM (2014) On the relation between specific star formation rate and metallicity. *Mon Not R Astron Soc* 441:1444–1456. <https://doi.org/10.1093/mnras/stu579>. arXiv:1403.6146
- Piranomonte S, Japelj J, Vergani SD, Savaglio S, Palazzi E, Covino S, Flores H, Goldoni P, Cupani G, Krühler T, Mannucci F, Onori F, Rossi A, D’Elia V, Pian E, D’Avanzo P, Gomboc A, Hammer F, Randich S, Fiore F, Stella L, Tagliaferri G (2015) GRB host galaxies with VLT/X-Shooter: properties at $0.8 < z < 1.3$. *Mon Not R Astron Soc* 452:3293–3303. <https://doi.org/10.1093/mnras/stv1569>. arXiv:1506.07791
- de Plaa J (2013) The origin of the chemical elements in cluster cores. *Astron Nachrich* 334:416. <https://doi.org/10.1002/asna.201211870>. arXiv:1210.1093
- de Plaa J, Werner N, Bleeker JAM, Vink J, Kaastra JS, Méndez M (2007) Constraining supernova models using the hot gas in clusters of galaxies. *Astron Astrophys* 465:345–355. <https://doi.org/10.1051/0004-6361/20066382>. arXiv:astro-ph/0701553
- de Plaa J, Kaastra, JS, Werner N, Pinto C, Kosec P, Zhang Y-Y, Mernier F, Lovisari L, Akamatsu H, Schellenberger G, Hofmann F, Reiprich TH, Finoguenov A, Ahoranta J, Sanders JS, Fabian AC, Pols O, Simionescu A, Vink J, Boehringer H (2017) CHEERS: The chemical evolution RGS sample. *Astron Astrophys* 607:A98. <https://doi.org/10.1051/0004-6361/201629926>
- Poetrodjojo H, Groves B, Kewley LJ, Medling AM, Sweet SM, van de Sande J, Sanchez SF, Bland-Hawthorn J, Brough S, Bryant JJ, Cortese L, Croom SM, López-Sánchez ÁR, Richards SN, Zafar T, Lawrence JS, Lorente NPF, Owers MS, Scott N (2018) The SAMI galaxy survey: spatially resolved metallicity and ionization mapping. *Mon Not R Astron Soc* 479:5235–5265. <https://doi.org/10.1093/mnras/sty1782>. arXiv:1807.01522
- Pontzen A, Governato F, Pettini M, Booth CM, Stinson G, Wadsley J, Brooks A, Quinn T, Haehnelt M (2008) Damped Lyman α systems in galaxy formation simulations. *Mon Not R Astron Soc* 390:1349–1371. <https://doi.org/10.1111/j.1365-2966.2008.13782.x>. arXiv:0804.4474
- Porter LA, Somerville RS, Primack JR, Croton DJ, Covington MD, Graves GJ, Faber SM (2014) Modelling the ages and metallicities of early-type galaxies in fundamental plane space. *Mon Not R Astron Soc* 445:3092–3104. <https://doi.org/10.1093/mnras/stu1701>. arXiv:1407.2186
- Poudel S, Kulkarni VP, Morrison S, Péroux C, Som D, Rahmani H, Quiert S (2018) Early metal enrichment of gas-rich galaxies at $z \sim 5$. *Mon Not R Astron Soc* 473:3559–3572. <https://doi.org/10.1093/mnras/stx2607>. arXiv:1710.03315
- Prantzos N (2008) An introduction to galactic chemical evolution. In: Charbonnel C, Zahn JP (eds) *Stellar nucleosynthesis: 50 years after B²2FH*, EDP Sciences, EAS Publications Series, vol 32, pp 311–356. <https://doi.org/10.1051/eas/0832009>. arXiv:0709.0833
- Prantzos N (2009) On the chemical evolution of the Milky Way. In: Andersen J, Nordström B, Bland-Hawthorn J (eds) *The galaxy disk in cosmological context*, IAU Symposium, vol 254, pp 381–392. <https://doi.org/10.1017/S1743921308027841>. arXiv:0809.2507
- Prantzos N, Boissier S (2000) Chemo-spectrophotometric evolution of spiral galaxies—III. Abundance and colour gradients in discs. *Mon Not R Astron Soc* 313:338–346. <https://doi.org/10.1046/j.1365-8711.2000.03228.x>. arXiv:astro-ph/9911111
- Prochaska JX, Wolfe AM (1999) Chemical Abundances of the damped Ly α systems at $z > 1.5$. *Astrophys J Supp* 121:369–415. <https://doi.org/10.1086/313200>. arXiv:astro-ph/9810381
- Prochaska JX, Wolfe AM (2009) On the (non)evolution of HI gas in galaxies over cosmic time. *Astrophys J* 696:1543–1547. <https://doi.org/10.1088/0004-637X/696/2/1543>. arXiv:0811.2003
- Prochaska JX, Gawiser E, Wolfe AM, Castro S, Djorgovski SG (2003a) The age–metallicity relation of the universe in neutral gas: the first 100 damped Ly α systems. *Astrophys J Lett* 595:L9–L12. <https://doi.org/10.1086/378945>. arXiv:astro-ph/0305314

- Prochaska JX, Howk JC, Wolfe AM (2003b) The elemental abundance pattern in a galaxy at $z = 2.626$. *Nature* 423:57–59. <https://doi.org/10.1038/nature01524>. arXiv:astro-ph/0305004
- Prochaska JX, Bloom JS, Chen H, Hurlley KC, Melbourne J, Dressler A, Graham JR, Osip DJ, Vacca WD (2004) The host galaxy of GRB 031203: implications of its low metallicity, low redshift, and starburst nature. *Astrophys J* 611:200–207. <https://doi.org/10.1086/421988>. arXiv:astro-ph/0402085
- Prochaska JX, Chen HW, Dessauges-Zavadsky M, Bloom JS (2007) Probing the Interstellar medium near star-forming regions with gamma-ray burst afterglow spectroscopy: gas, metals, and dust. *Astrophys J* 666:267–280. <https://doi.org/10.1086/520042>. arXiv:astro-ph/0703665
- Prochaska JX, O’Meara JM, Worseck G (2010) A definitive survey for Lyman limit systems at $z \sim 3.5$ with the Sloan digital sky survey. *Astrophys J* 718:392–416. <https://doi.org/10.1088/0004-637X/718/1/392>. arXiv:0912.0292
- Prochaska JX, Hennawi JF, Lee KG, Cantalupo S, Bovy J, Djorgovski SG, Ellison SL, Lau MW, Martin CL, Myers A, Rubin KHR, Simcoe RA (2013) Quasars probing quasars. VI. Excess HI Absorption within one proper Mpc of $z \sim 2$ quasars. *Astrophys J* 776:136. <https://doi.org/10.1088/0004-637X/776/2/136>. arXiv:1308.6222
- Prochaska JX, Lau MW, Hennawi JF (2014) Quasars Probing quasars. VII. The pinnacle of the cool circumgalactic medium surrounds massive $z \sim 2$ galaxies. *Astrophys J* 796:140. <https://doi.org/10.1088/0004-637X/796/2/140>. arXiv:1409.6344
- Prochaska JX, Werk JK, Worseck G, Tripp TM, Tumlinson J, Burchett JN, Fox AJ, Fumagalli M, Lehner N, Peebles MS, Tejos N (2017) The COS-halos survey: metallicities in the low-redshift circumgalactic medium. *Astrophys J* 837:169. <https://doi.org/10.3847/1538-4357/aa6007>. arXiv:1702.02618
- Puglisi A, Daddi E, Renzini A, Rodighiero G, Silverman JD, Kashino D, Rodríguez-Muñoz L, Mancini C, Mainieri V, Man A, Franceschini A, Valentino F, Calabrò A, Jin S, Darvish B, Maier C, Kartaltepe JS, Sanders DB (2017) The Bright and dark sides of high-redshift starburst galaxies from Herschel and Subaru Observations. *Astrophys J Lett* 838:L18. <https://doi.org/10.3847/2041-8213/aa66c9>. arXiv:1703.04801
- Queyrel J, Contini T, Kissler-Patig M, Epinat B, Amram P, Garilli B, Le Fèvre O, Moultaq J, Paioro L, Tasca L, Tresse L, Vergani D, López-Sanjuan C, Perez-Montero E (2012) MASSIV: Mass Assembly Survey with SINFONI in VVDS. III. Evidence for positive metallicity gradients in $z \sim 1.2$ star-forming galaxies. *Astron Astrophys* 539:A93. <https://doi.org/10.1051/0004-6361/201117718>. arXiv:1111.3697
- Quider AM, Pettini M, Shapley AE, Steidel CC (2009) The ultraviolet spectrum of the gravitationally lensed galaxy ‘the Cosmic Horseshoe’: a close-up of a star-forming galaxy at $z \sim 2$. *Mon Not R Astron Soc* 398:1263–1278. <https://doi.org/10.1111/j.1365-2966.2009.15234.x>. arXiv:0906.2412
- Rafelski M, Wolfe AM, Prochaska JX, Neeleman M, Mendez AJ (2012) Metallicity evolution of damped Ly α Systems out to $z \sim 5$. *Astrophys J* 755:89. <https://doi.org/10.1088/0004-637X/755/2/89>. arXiv:1205.5047
- Rafelski M, Neeleman M, Fumagalli M, Wolfe AM, Prochaska JX (2014) The rapid decline in metallicity of damped Ly α systems at $z \sim 5$. *Astrophys J Lett* 782:L29. <https://doi.org/10.1088/2041-8205/782/2/L29>. arXiv:1310.6042
- Ranalli P, Comastri A, Origlia L, Maiolino R (2008) A deep X-ray observation of M82 with XMM-Newton. *Mon Not R Astron Soc* 386:1464–1480. <https://doi.org/10.1111/j.1365-2966.2008.13128.x>. arXiv:0802.2943
- Rauch M (1998) The Lyman alpha forest in the spectra of QSOs. *Annu Rev Astron Astrophys* 36:267–316. <https://doi.org/10.1146/annurev.astro.36.1.267>. arXiv:astro-ph/9806286
- Rauscher T, Patkós A (2011) Origin of the chemical elements. In: Vértes A, Nagy S, Klencsár Z, Lovas RG, Rösch F (eds) *Handbook of nuclear chemistry*. Springer, Berlin, p 611. https://doi.org/10.1007/978-1-4419-0720-2_12. arXiv:1011.5627
- Recchi S, Matteucci F, D’Ercole A (2001) Dynamical and chemical evolution of gas-rich dwarf galaxies. *Mon Not R Astron Soc* 322:800–820. <https://doi.org/10.1046/j.1365-8711.2001.04189.x>. arXiv:astro-ph/0002370
- Reddy BE, Lambert DL, Allende Prieto C (2006) Elemental abundance survey of the Galactic thick disc. *Mon Not R Astron Soc* 367:1329–1366. <https://doi.org/10.1111/j.1365-2966.2006.10148.x>. arXiv:astro-ph/0512505
- Reichard TA, Heckman TM, Rudnick G, Brinchmann J, Kauffmann G, Wild V (2009) The lopsidedness of present-day galaxies: connections to the formation of stars, the chemical evolution of galaxies, and the growth of black holes. *Astrophys J* 691:1005–1020. <https://doi.org/10.1088/0004-637X/691/2/1005>. arXiv:0809.3310

- Renzini A, Andreon S (2014) Chemical evolution on the scale of clusters of galaxies: a conundrum? *Mon Not R Astron Soc* 444:3581–3591. <https://doi.org/10.1093/mnras/stu1689>. arXiv:1409.0307
- de los Reyes MA, Ly C, Lee JC, Salim S, Peoples MS, Momcheva I, Feddersen J, Dale DA, Ouchi M, Ono Y, Finn R (2015) The relationship between stellar mass, gas metallicity, and star formation rate for H α -selected galaxies at $z \approx 0.8$ from the NewH α survey. *Astrophys J* 149:79. <https://doi.org/10.1088/0004-6256/149/2/79>. arXiv:1410.1551
- Rhodin NHP, Christensen L, Møller P, Zafar T, Fynbo JPU (2018) Stellar masses, metallicity gradients and suppressed star formation revealed in a new sample of absorption selected galaxies. arXiv e-prints arXiv:1807.01755 (arXiv e-prints)
- Rich JA, Dopita MA, Kewley LJ, Rupke DSN (2010) NGC 839: shocks in an M82-like Superwind. *Astrophys J* 721:505–517. <https://doi.org/10.1088/0004-637X/721/1/505>. arXiv:1007.3495
- Rich JA, Torrey P, Kewley LJ, Dopita MA, Rupke DSN (2012a) An integral field study of abundance gradients in nearby luminous infrared galaxies. *Astrophys J* 753:5. <https://doi.org/10.1088/0004-637X/753/1/5>. arXiv:1204.5520
- Rich RM, Origlia L, Valenti E (2012b) Detailed abundances for M Giants in two inner bulge fields from infrared spectroscopy. *Astrophys J* 746:59. <https://doi.org/10.1088/0004-637X/746/1/59>. arXiv:1112.0306
- Richard J, Jones T, Ellis R, Stark DP, Livermore R, Swinbank M (2011) The emission line properties of gravitationally lensed $1.5 < z < 5$ galaxies. *Mon Not R Astron Soc* 413:643–658. <https://doi.org/10.1111/j.1365-2966.2010.18161.x>. arXiv:1011.6413
- Rix SA, Pettini M, Leitherer C, Bresolin F, Kudritzki R, Steidel CC (2004) Spectral modeling of star-forming regions in the ultraviolet: stellar metallicity diagnostics for high-redshift galaxies. *Astrophys J* 615:98–117. <https://doi.org/10.1086/424031>. arXiv:astro-ph/0407296
- Rodrigues M, Puech M, Hammer F, Rothberg B, Flores H (2012) A decrease of the gas exchanges between galaxies and the intergalactic medium, from 12 to 6 billion years ago. *Mon Not R Astron Soc* 421:2888–2903. <https://doi.org/10.1111/j.1365-2966.2012.20518.x>. arXiv:1203.6248
- Rodríguez-Puebla A, Primack JR, Behroozi P, Faber SM (2016) Is main-sequence galaxy star formation controlled by halo mass accretion? *Mon Not R Astron Soc* 455:2592–2606. <https://doi.org/10.1093/mnras/stv2513>. arXiv:1508.04842
- Roelfsema PR, Shibai H, Armus L, Arrazola D, Audard M, Audley MD, Bradford CM, Charles I, Dieleman P, Doi Y, Duband L, Eggens M, Evers J, Funaki I, Gao JR, Giard M, di Giorgio A, González Fernández LM, Griffin M, Helmich FP, Hijmering R, Huisman R, Ishihara D, Isobe N, Jackson B, Jacobs H, Jellema W, Kamp I, Kaneda H, Kawada M, Kemper F, Kerschbaum F, Khosropanah P, Kohno K, Kooijman PP, Krause O, van der Kuur J, Kwon J, Laauwen WM, de Lange G, Larsson B, van Loon D, Madden SC, Matsuhara H, Najarro F, Nakagawa T, Naylor D, Ogawa H, Onaka T, Oyabu S, Poglitsch A, Reveret V, Rodriguez L, Spinoglio L, Sakon I, Sato Y, Shinozaki K, Shipman R, Sugita H, Suzuki T, van der Tak FFS, Torres Redondo J, Wada T, Wang SY, Wafelbakker CK, van Weers H, Withington S, Vandenbussche B, Yamada T, Yamamura I (2018) SPICA—a large cryogenic infrared space telescope: unveiling the obscured universe. *Publ Astron Soc Aust* 35:e030. <https://doi.org/10.1017/pasa.2018.15>. arXiv:1803.10438
- Roig B, Blanton MR, Yan R (2015) Stellar metallicity gradients in SDSS galaxies. *Astrophys J* 808:26. <https://doi.org/10.1088/0004-637X/808/1/26>. arXiv:1506.05013
- Rojas-Arriagada A, Recio-Blanco A, de Laverny P, Mikolaitis Š, Matteucci F, Spitoni E, Schultheis M, Hayden M, Hill V, Zoccali M, Minniti D, Gonzalez OA, Gilmore G, Randich S, Feltzing S, Alfaro EJ, Babusiaux C, Bensby T, Bragaglia A, Flaccomio E, Koposov SE, Pancino E, Bayo A, Carraro G, Casey AR, Costado MT, Damiani F, Donati P, Franciosini E, Hourihane A, Jofré P, Lardo C, Lewis J, Lind K, Magrini L, Morbidelli L, Sacco GG, Worley CC, Zaggia S (2017) The Gaia-ESO survey: exploring the complex nature and origins of the Galactic bulge populations. *Astron Astrophys* 601:A140. <https://doi.org/10.1051/0004-6361/201629160>. arXiv:1704.03325
- Romano D, Silva L, Matteucci F, Danese L (2002) Chemical evolution in a model for the joint formation of quasars and spheroids. *Mon Not R Astron Soc* 334:444–458. <https://doi.org/10.1046/j.1365-8711.2002.05534.x>. arXiv:astro-ph/0203506
- Romano D, Karakas AI, Tosi M, Matteucci F (2010) Quantifying the uncertainties of chemical evolution studies. II. Stellar yields. *Astron Astrophys* 522:A32. <https://doi.org/10.1051/0004-6361/201014483>. arXiv:1006.5863
- Roseboom IG, Bunker A, Sumiyoshi M, Wang L, Dalton G, Akiyama M, Bock J, Bonfield D, Buat V, Casey C, Chapin E, Clements DL, Conley A, Curtis-Lake E, Cooray A, Dunlop JS, Farrah D, Ham SJ, Ibar

- E, Iwamuro F, Kimura M, Lewis I, Macaulay E, Magdis G, Maihara T, Marsden G, Mauch T, Moritani Y, Ohta K, Oliver SJ, Page MJ, Schulz B, Scott D, Symeonidis M, Takato N, Tamura N, Totani T, Yabe K, Zemcov M (2012) FMOS near-IR spectroscopy of Herschel-selected galaxies: star formation rates, metallicity and dust attenuation at $z \sim 1$. *Mon Not R Astron Soc* 426:1782–1792. <https://doi.org/10.1111/j.1365-2966.2012.21777.x>. arXiv:1207.5564
- Rubin RH, Simpson JP, Erickson EF, Haas MR (1988) Determination of N/O from far-infrared line observations of Galactic HII regions. *Astrophys J* 327:377–388. <https://doi.org/10.1086/166200>
- Rudolph AL, Fich M, Bell GR, Norsen T, Simpson JP, Haas MR, Erickson EF (2006) Abundance Gradients in the Galaxy. *Astrophys J Supp.* 162:346–374. <https://doi.org/10.1086/498869>
- Rupke DSN, Veilleux S, Baker AJ (2008) The oxygen abundances of luminous and ultraluminous infrared galaxies. *Astrophys J* 674:172–193. <https://doi.org/10.1086/522363>. arXiv:0708.1766
- Rupke DSN, Kewley LJ, Barnes JE (2010a) Galaxy mergers and the mass–metallicity relation: evidence for nuclear metal dilution and flattened gradients from numerical simulations. *Astrophys J Lett* 710:L156–L160. <https://doi.org/10.1088/2041-8205/710/2/L156>. arXiv:1001.1728
- Rupke DSN, Kewley LJ, Chien LH (2010b) Gas-phase oxygen gradients in strongly interacting galaxies. I. Early-stage interactions. *Astrophys J* 723:1255–1271. <https://doi.org/10.1088/0004-637X/723/2/1255>. arXiv:1009.0761
- Ryde N, Schultheis M, Grieco V, Matteucci F, Rich RM, Uttenthaler S (2016) Chemical evolution of the inner 2 degrees of the Milky Way bulge: $[\alpha/\text{Fe}]$ trends and metallicity gradients. *AJ* 151:1. <https://doi.org/10.3847/0004-6256/151/1/1>. arXiv:1510.02622
- Salim S, Lee JC, Ly C, Brinchmann J, Davé R, Dickinson M, Salzer JJ, Charlot S (2014) A critical look at the mass–metallicity–star formation rate relation in the local universe. I. An improved analysis framework and confounding systematics. *Astrophys J* 797:126. <https://doi.org/10.1088/0004-637X/797/2/126>. arXiv:1411.7391
- Salim S, Lee JC, Davé R, Dickinson M (2015) On the Mass–metallicity–star formation rate relation for galaxies at $z \sim 2$. *Astrophys J* 808:25. <https://doi.org/10.1088/0004-637X/808/1/25>. arXiv:1506.0380
- Sánchez SF, Kennicutt RC, Gil de Paz A, van de Ven G, Vílchez JM, Wisotzki L, Walcher CJ, Mast D, Aguerri JAL, Albiol-Pérez S, Alonso-Herrero A, Alves J, Bakos J, Bartáková T, Bland-Hawthorn J, Boselli A, Bomans DJ, Castillo-Morales A, Cortijo-Ferrero C, de Lorenzo-Cáceres A, Del Olmo A, Dettmar RJ, Díaz A, Ellis S, Falcón-Barroso J, Flores H, Gallazzi A, García-Lorenzo B, González Delgado R, Gruel N, Haines T, Hao C, Husemann B, Iglésias-Páramo J, Jahnke K, Johnson B, Jungwiert B, Kalinova V, Kehrig C, Kupko D, López-Sánchez ÁR, Lyubenova M, Marino RA, Mármol-Queraltó E, Márquez I, Masegosa J, Meidt S, Méndez-Abreu J, Monreal-Ibero A, Montijo C, Mourão AM, Palacios-Navarro G, Papaderos P, Pasquali A, Peletier R, Pérez E, Pérez I, Quirrenbach A, Relaño M, Rosales-Ortega FF, Roth MM, Ruiz-Lara T, Sánchez-Blázquez P, Sengupta C, Singh R, Stanishev V, Trager SC, Vazdekis A, Viironen K, Wild V, Zibetti S, Ziegler B (2012) CALIFA, the Calar Alto Legacy Integral Field Area survey. I. Survey presentation. *Astron Astrophys* 538:A8. <https://doi.org/10.1051/0004-6361/201117353>. arXiv:1111.0962
- Sánchez SF, Rosales-Ortega FF, Iglesias-Páramo J, Molla M, Barrera-Ballesteros J, Marino RA, Pérez E, Sánchez-Blázquez P, Gonzalez Delgado R, Cid Fernandes R, de Lorenzo-Caceres A, Mendez-Abreu J, Galbany L, Falcon-Barroso J, Miralles-Caballero D, Husemann B, Garcia-Benito R, Mast D, Walcher CJ, Gil de Paz A, Garcia-Lorenzo B, Jungwiert B, Vilchez JM, Jilkova L, Lyubenova M, Cortijo-Ferrero C, Diaz AI, Wisotzki L, Marquez I, Bland-Hawthorn J, Ellis S, van de Ven G, Jahnke K, Papaderos P, Gomes JM, Mendoza MA, Lopez-Sanchez AR, The CALIFA collaboration (2013) A characteristic oxygen abundance gradient in galaxy disks unveiled with CALIFA. arXiv:1311.7052 (arXiv e-prints)
- Sánchez SF, Rosales-Ortega FF, Jungwiert B, Iglesias-Páramo J, Vílchez JM, Marino RA, Walcher CJ, Husemann B, Mast D, Monreal-Ibero A, Cid Fernandes R, Pérez E, González Delgado R, García-Benito R, Galbany L, van de Ven G, Jahnke K, Flores H, Bland-Hawthorn J, López-Sánchez AR, Stanishev V, Miralles-Caballero D, Díaz AI, Sánchez-Blázquez P, Mollá M, Gallazzi A, Papaderos P, Gomes JM, Gruel N, Pérez I, Ruiz-Lara T, Florido E, de Lorenzo-Cáceres A, Mendez-Abreu J, Kehrig C, Roth MM, Ziegler B, Alves J, Wisotzki L, Kupko D, Quirrenbach A, Bomans D, Califa Collaboration (2013) Mass–metallicity relation explored with CALIFA. I. Is there a dependence on the star-formation rate? *Astron Astrophys* 554:A58. <https://doi.org/10.1051/0004-6361/201220669>. arXiv:1304.2158
- Sánchez SF, Rosales-Ortega FF, Iglesias-Páramo J, Mollá M, Barrera-Ballesteros J, Marino RA, Pérez E, Sánchez-Blázquez P, González Delgado R, Cid Fernandes R, de Lorenzo-Cáceres A, Méndez-Abreu J,

- Galbany L, Falcon-Barroso J, Miralles-Caballero D, Husemann B, García-Benito R, Mast D, Walcher CJ, Gil de Paz A, García-Lorenzo B, Jungwiert B, Vílchez JM, Jílková L, Lyubanova M, Cortijo-Ferrero C, Díaz AI, Wisotzki L, Márquez I, Bland-Hawthorn J, Ellis S, van de Ven G, Jahnke K, Papaderos P, Gomes JM, Mendoza MA, López-Sánchez ÁR (2014) A characteristic oxygen abundance gradient in galaxy disks unveiled with CALIFA. *Astron Astrophys* 563:A49. <https://doi.org/10.1051/0004-6361/201322343>. arXiv:1311.7052
- Sánchez SF, Barrera-Ballesteros JK, Sánchez-Menguiano L, Walcher CJ, Marino RA, Galbany L, Bland-Hawthorn J, Cano-Díaz M, García-Benito R, López-Cobá C, Zibetti S, Vílchez JM, Iglésias-Páramo J, Kehrig C, López Sánchez AR, Duarte Puertas S, Ziegler B (2017) The mass–metallicity relation revisited with CALIFA. *Mon Not R Astron Soc* 469:2121–2140. <https://doi.org/10.1093/mnras/stx808>. arXiv:1703.09769
- Sánchez Almeida J, Dalla Vecchia C (2018) The origin of the relation between metallicity and size in star-forming galaxies. *Astrophys J* 859:109. <https://doi.org/10.3847/1538-4357/aac086>. arXiv:1804.09406
- Sánchez Almeida J, Muñoz-Tuñón C, Elmegreen DM, Elmegreen BG, Méndez-Abreu J (2013) Local tadpole galaxies: dynamics and metallicity. *Astrophys J* 767:74. <https://doi.org/10.1088/0004-637X/767/1/74>. arXiv:1302.4352
- Sánchez Almeida J, Morales-Luis AB, Muñoz-Tuñón C, Elmegreen DM, Elmegreen BG, Méndez-Abreu J (2014) Metallicity inhomogeneities in local star-forming galaxies as a sign of recent metal-poor gas accretion. *Astrophys J* 783:45. <https://doi.org/10.1088/0004-637X/783/1/45>. arXiv:1401.1985
- Sánchez Almeida J, Elmegreen BG, Muñoz-Tuñón C, Elmegreen DM, Pérez-Montero E, Amorín R, Filho ME, Ascasibar Y, Papaderos P, Vílchez JM (2015) Localized starbursts in dwarf galaxies produced by the impact of low-metallicity cosmic gas clouds. *Astrophys J Lett* 810:L15. <https://doi.org/10.1088/2041-8205/810/2/L15>. arXiv:1509.00180
- Sánchez Almeida J, Pérez-Montero E, Morales-Luis AB, Muñoz-Tuñón C, García-Benito R, Nuza SE, Kitaura FS (2016) Search for extremely metal-poor galaxies in the sloan digital sky survey. (II). High electron temperature objects. *Astrophys J* 819:110. <https://doi.org/10.3847/0004-637X/819/2/110>. arXiv:1601.01631
- Sánchez Almeida J, Caon N, Muñoz-Tuñón C, Filho M, Cerviño M (2018) Local anticorrelation between star formation rate and gas-phase metallicity in disc galaxies. *Mon Not R Astron Soc* 476:4765–4781. <https://doi.org/10.1093/mnras/sty510>. arXiv:1802.08111
- Sánchez-Blázquez P, Gorgas J, Cardiel N (2006) Stellar populations of early-type galaxies in different environments. III. Line-strength gradients. *Astron Astrophys* 457:823–839. <https://doi.org/10.1051/0004-6361/20064846>. arXiv:astro-ph/0604571
- Sánchez-Blázquez P, Rosales-Ortega FF, Méndez-Abreu J, Pérez I, Sánchez SF, Zibetti S, Aguerri JAL, Bland-Hawthorn J, Catalán-Torrecilla C, Cid Fernandes R, de Amorim A, de Lorenzo-Caceres A, Falcón-Barroso J, Galazzi A, García Benito R, Gil de Paz A, González Delgado R, Husemann B, Iglesias-Páramo J, Jungwiert B, Marino RA, Márquez I, Mast D, Mendoza MA, Mollá M, Papaderos P, Ruiz-Lara T, van de Ven G, Walcher CJ, Wisotzki L (2014) Stellar population gradients in galaxy discs from the CALIFA survey. The influence of bars. *Astron Astrophys* 570:A6. <https://doi.org/10.1051/0004-6361/201423635>. arXiv:1407.0002
- Sánchez-Menguiano L, Sánchez SF, Pérez I, García-Benito R, Husemann B, Mast D, Mendoza A, Ruiz-Lara T, Ascasibar Y, Bland-Hawthorn J, Cavichia O, Díaz AI, Florido E, Galbany L, González Delgado RM, Kehrig C, Marino RA, Márquez I, Masegosa J, Méndez-Abreu J, Mollá M, Del Olmo A, Pérez E, Sánchez-Blázquez P, Stanishev V, Walcher CJ, López-Sánchez ÁR, Califa Collaboration (2016) Shape of the oxygen abundance profiles in CALIFA face-on spiral galaxies. *Astron Astrophys* 587:A70. <https://doi.org/10.1051/0004-6361/201527450>. arXiv:1601.01542
- Sánchez-Menguiano L, Sánchez SF, Pérez I, Debattista VP, Ruiz-Lara T, Florido E, Cavichia O, Galbany L, Marino RA, Mast D, Sánchez-Blázquez P, Méndez-Abreu J, de Lorenzo-Cáceres A, Catalán-Torrecilla C, Cano-Díaz M, Márquez I, McIntosh DH, Ascasibar Y, García-Benito R, González Delgado RM, Kehrig C, López-Sánchez ÁR, Mollá M, Bland-Hawthorn J, Walcher CJ, Costantin L (2017a) Arm and interarm abundance gradients in CALIFA spiral galaxies. *Astron Astrophys* 603:A113. <https://doi.org/10.1051/0004-6361/201630062>. arXiv:1705.05733
- Sánchez-Menguiano L, Sánchez SF, Pérez I, Ruiz-Lara T, Galbany L, Anderson JP, Krühler T, Kuncarayakti H, Lyman JD (2017b) The shape of oxygen abundance profiles explored with MUSE: evidence for widespread deviations from single gradients. arXiv:1710.01188 (arXiv e-prints)

- Sandage A (1972) Absolute magnitudes of E and so Galaxies in the virgo and coma clusters as a function of U-B color. *Astrophys J* 176:21. <https://doi.org/10.1086/151606>
- Sanders RL, Shapley AE, Kriek M, Reddy NA, Freeman WR, Coil AL, Siana B, Mobasher B, Shivaei I, Price SH, de Groot L (2015) The MOSDEF survey: mass, metallicity, and star-formation rate at $z \sim 2.3$. *Astrophys J* 799:138. <https://doi.org/10.1088/0004-637X/799/2/138>. arXiv:1408.2521
- Sanders JS, Fabian AC, Taylor GB, Russell HR, Blundell KM, Canning REA, Hlavacek-Larrondo J, Walker SA, Grimes CK (2016a) A very deep Chandra view of metals, sloshing and feedback in the Centaurus cluster of galaxies. *Mon Not R Astron Soc* 457:82–109. <https://doi.org/10.1093/mnras/stv2972>
- Sanders RL, Shapley AE, Kriek M, Reddy NA, Freeman WR, Coil AL, Siana B, Mobasher B, Shivaei I, Price SH, de Groot L (2016b) The MOSDEF survey: detection of [OIII] λ 4363 and the Direct-method oxygen abundance of a star-forming galaxy at $z = 3.08$. *Astrophys J Lett* 825:L23. <https://doi.org/10.3847/2041-8205/825/2/L23>. arXiv:1606.04107
- Sanders RL, Shapley AE, Kriek M, Reddy NA, Freeman WR, Coil AL, Siana B, Mobasher B, Shivaei I, Price SH (2016c) The MOSDEF survey: electron density and ionization parameter at $z \sim 2.3$. *Astrophys J* 816:23. <https://doi.org/10.3847/0004-637X/816/1/23>. arXiv:1509.03636
- Sanders RL, Shapley AE, Zhang K, Yan R (2017) Biases in metallicity measurements from global galaxy spectra: the effects of flux weighting and diffuse ionized gas contamination. *Astrophys J* 850:136. <https://doi.org/10.3847/1538-4357/aa93e4>. arXiv:1708.04625
- Sanders RL, Shapley AE, Kriek M, Freeman WR, Reddy NA, Siana B, Coil AL, Mobasher B, Davé R, Shivaei I, Azadi M, Price SH, Leung G, Fetherholt T, de Groot L, Zick T, Fornasini FM, Barro G (2018) The MOSDEF survey: a stellar mass–SFR–metallicity relation exists at $z \sim 2.3$. *Astrophys J* 858:99. <https://doi.org/10.3847/1538-4357/aabcbd>. arXiv:1711.00224
- Santini P, Ferguson HC, Fontana A, Mobasher B, Barro G, Castellano M, Finkelstein SL, Grazian A, Hsu LT, Lee B, Lee SK, Pforr J, Salvato M, Wiklind T, Wuyts S, Almaini O, Cooper MC, Galametz A, Weiner B, Amorin R, Boutsia K, Conselice CJ, Dahlen T, Dickinson ME, Giavalisco M, Grogin NA, Guo Y, Hathi NP, Kocevski D, Koekemoer AM, Kurczynski P, Merlin E, Mortlock A, Newman JA, Paris D, Pentericci L, Simons R, Willner SP (2015) Stellar masses from the CANDELS survey: the GOODS-south and UDS fields. *Astrophys J* 801:97. <https://doi.org/10.1088/0004-637X/801/2/97>. arXiv:1412.5180
- Sarzi M, Shields JC, Schawinski K, Jeong H, Shapiro K, Bacon R, Bureau M, Cappellari M, Davies RL, de Zeeuw PT, Emsellem E, Falcón-Barroso J, Krajnović D, Kuntschner H, McDermid RM, Peletier RF, van den Bosch RCE, van de Ven G, Yi SK (2010) The SAURON project—XVI. On the sources of ionization for the gas in elliptical and lenticular galaxies. *Mon Not R Astron Soc* 402:2187–2210. <https://doi.org/10.1111/j.1365-2966.2009.16039.x>. arXiv:0912.0275
- Sarzi M, Spiniello C, Barbera FL, Krajnović D, Bosch Rvd (2018) MUSE observations of M87: radial gradients for the stellar initial-mass function and the abundance of sodium. *Mon Not R Astron Soc* <https://doi.org/10.1093/mnras/sty1092>. arXiv:1711.08980
- Sato K, Tokoi K, Matsushita K, Ishisaki Y, Yamasaki NY, Ishida M, Ohashi T (2007) Type Ia and II supernovae contributions to metal enrichment in the intracluster medium observed with Suzaku. *Astrophys J Lett* 667:L41–L44. <https://doi.org/10.1086/522031>. arXiv:0708.0263
- Savage BD, Sembach KR (1996) Interstellar abundances from absorption-line observations with the hubble space telescope. *Annu Rev Astron Astrophys* 34:279–330. <https://doi.org/10.1146/annurev.astro.34.1.279>
- Savaglio S, Glazebrook K, Abraham RG, Crampton D, Chen HW, McCarthy PJP, Jørgensen I, Roth KC, Hook IM, Marzke RO, Murowinski RG, Carlberg RG (2004) The Gemini deep deep survey. II. Metals in star-forming galaxies at redshift $1.3 < z < 2$. *Astrophys J* 602:51–65. <https://doi.org/10.1086/380903>. arXiv:astro-ph/0310437
- Savaglio S, Glazebrook K, Le Borgne D, Juneau S, Abraham RG, Chen HW, Crampton D, McCarthy PJ, Carlberg RG, Marzke RO, Roth K, Jørgensen I, Murowinski R (2005) The Gemini deep deep survey. VII. The redshift evolution of the mass–metallicity relation. *Astrophys J* 635:260–279. <https://doi.org/10.1086/497331>. arXiv:astro-ph/0508407
- Sbordone L, Bonifacio P, Buonanno R, Marconi G, Monaco L, Zaggia S (2007) The exotic chemical composition of the Sagittarius dwarf spheroidal galaxy. *Astron Astrophys* 465:815–824. <https://doi.org/10.1051/0004-6361:20066385>. arXiv:astro-ph/0612125
- Scannapieco C, Gadotti DA, Jonsson P, White SDM (2010) An observer’s view of simulated galaxies: disc-to-total ratios, bars and (pseudo-)bulges. *Mon Not R Astron Soc* 407:L41–L45. <https://doi.org/10.1111/j.1745-3933.2010.00900.x>. arXiv:1001.4890

- Schaerer D (2003) The transition from Population III to normal galaxies: Ly α and He II emission and the ionising properties of high redshift starburst galaxies. *Astron Astrophys* 397:527–538. <https://doi.org/10.1051/0004-6361:20021525>. arXiv:astro-ph/0210462
- Schaye J, Crain RA, Bower RG, Furlong M, Schaller M, Theuns T, Dalla Vecchia C, Frenk CS, McCarthy IG, Helly JC, Jenkins A, Rosas-Guevara YM, White SDM, Baes M, Booth CM, Camps P, Navarro JF, Qu Y, Rahmati A, Sawala T, Thomas PA, Trayford J (2015) The EAGLE project: simulating the evolution and assembly of galaxies and their environments. *Mon Not R Astron Soc* 446:521–554. <https://doi.org/10.1093/mnras/stu2058>. arXiv:1407.7040
- Schiavon RP (2007) Population synthesis in the blue. IV. Accurate model predictions for lick indices and UVB colors in single stellar populations. *Astrophys J Supp* 171:146–205. <https://doi.org/10.1086/511753>. arXiv:astro-ph/0611464
- Schneider R, Omukai K, Bianchi S, Valiante R (2012a) The first low-mass stars: critical metallicity or dust-to-gas ratio? *Mon Not R Astron Soc* 419:1566–1575. <https://doi.org/10.1111/j.1365-2966.2011.19818.x>. arXiv:1109.2900
- Schneider R, Omukai K, Limongi M, Ferrara A, Salvaterra R, Chieffi A, Bianchi S (2012) The formation of the extremely primitive star SDSS J102915+172927 relies on dust. *Mon Not R Astron Soc* 423:L60–L64. <https://doi.org/10.1111/j.1745-3933.2012.01257.x>. arXiv:1203.4234
- Schönrich R, Binney J (2009) Chemical evolution with radial mixing. *Mon Not R Astron Soc* 396:203–222. <https://doi.org/10.1111/j.1365-2966.2009.14750.x>. arXiv:0809.3006
- Schönrich R, Binney J (2009) Origin and structure of the Galactic disc(s). *Mon Not R Astron Soc* 399:1145–1156. <https://doi.org/10.1111/j.1365-2966.2009.15365.x>. arXiv:0907.1899
- Schönrich R, McMillan PJ (2017) Understanding inverse metallicity gradients in galactic discs as a consequence of inside-out formation. *Mon Not R Astron Soc* 467:1154–1174. <https://doi.org/10.1093/mnras/stx093>. arXiv:1605.02338
- Schultheis M, Rojas-Arriagada A, García Pérez AE, Jönsson H, Hayden M, Nandakumar G, Cunha K, Allende Prieto C, Holtzman JA, Beers TC, Bizyaev D, Brinkmann J, Carrera R, Cohen RE, Geisler D, Hearty FR, Fernandez-Tricardo JG, Maraston C, Minniti D, Nitschelm C, Roman-Lopes A, Schneider DP, Tang B, Villanova S, Zasowski G, Majewski SR (2017) Baade’s window and APOGEE. Metallicities, ages, and chemical abundances. *Astron Astrophys* 600:A14. <https://doi.org/10.1051/0004-6361/201630154>. arXiv:1702.01547
- Searle L (1971) Evidence for composition gradients across the disks of spiral galaxies. *Astrophys J* 168:327. <https://doi.org/10.1086/151090>
- Searle L, Sargent WLW (1972) Inferences from the composition of two dwarf blue galaxies. *Astrophys J* 173:25. <https://doi.org/10.1086/151398>
- Segers MC, Crain RA, Schaye J, Bower RG, Furlong M, Schaller M, Theuns T (2016) Recycled stellar ejecta as fuel for star formation and implications for the origin of the galaxy mass–metallicity relation. *Mon Not R Astron Soc* 456:1235–1258. <https://doi.org/10.1093/mnras/stv2562>. arXiv:1507.08281
- Senchyna P, Stark DP (2018) Photometric identification and MMT spectroscopy of new extremely metal-poor galaxies: towards a better understanding of young stellar populations at low metallicity. arXiv:1806.00551 (arXiv e-prints)
- Sestito P, Bragaglia A, Randich S, Carretta E, Prisinzano L, Tosi M (2006) Old open clusters as key tracers of Galactic chemical evolution. I. Fe abundances in NGC 2660, NGC 3960, and Berkeley 32. *Astron Astrophys* 458:121–134. <https://doi.org/10.1051/0004-6361:20065175>. arXiv:astro-ph/0607438
- Shapley AE, Steidel CC, Pettini M, Adelberger KL (2003) Rest-Frame Ultraviolet Spectra of $z \sim 3$ Lyman break galaxies. *Astrophys J* 588:65–89. <https://doi.org/10.1086/373922>. arXiv:astro-ph/0301230
- Shapley AE, Coil AL, Ma CP, Bundy K (2005) Chemical abundances of DEEP2 star-forming galaxies at $z \sim 1.0$ –1.5. *Astrophys J* 635:1006–1021. <https://doi.org/10.1086/497630>. arXiv:astro-ph/0509102
- Shapley AE, Reddy NA, Kriek M, Freeman WR, Sanders RL, Siana B, Coil AL, Mobasher B, Shivaei I, Price SH, de Groot L (2015) The MOSDEF survey: excitation properties of $z \sim 2.3$ star-forming galaxies. *Astrophys J* 801:88. <https://doi.org/10.1088/0004-637X/801/2/88>. arXiv:1409.7071
- Sheth K, Elmegreen DM, Elmegreen BG, Capak P, Abraham RG, Athanassoula E, Ellis RS, Mobasher B, Salvato M, Schinnerer E, Scoville NZ, Spalsbury L, Strubbe L, Carollo M, Rich M, West AA (2008) Evolution of the bar fraction in COSMOS: quantifying the assembly of the hubble sequence. *Astrophys J* 675:1141–1155. <https://doi.org/10.1086/524980>. arXiv:0710.4552
- Sheth RK, Jimenez R, Panter B, Heavens AF (2006) Environment and the cosmic evolution of star formation. *Astrophys J Lett* 650:L25–L28. <https://doi.org/10.1086/508683>. arXiv:astro-ph/0604581

- Shields GA, Skillman ED, Kennicutt RC Jr (1991) High chemical abundances in Virgo spiral galaxies? *Astrophys J* 371:82–91. <https://doi.org/10.1086/169872>
- Shimakawa R, Kodama T, Steidel CC, Ki Tadaki, Tanaka I, Strom AL, Hayashi M, Koyama Y, Suzuki TL, Yamamoto M (2015a) Correlation between star formation activity and electron density of ionized gas at $z = 2.5$. *Mon Not R Astron Soc* 451:1284–1289. <https://doi.org/10.1093/mnras/stv915>. arXiv:1411.1408
- Shimakawa R, Kodama T, Ki Tadaki, Hayashi M, Koyama Y, Tanaka I (2015b) An early phase of environmental effects on galaxy properties unveiled by near-infrared spectroscopy of protocluster galaxies at $z > 2$. *Mon Not R Astron Soc* 448:666–680. <https://doi.org/10.1093/mnras/stv051>. arXiv:1406.5219
- Shin J, Woo JH, Nagao T, Kim SC (2013) The chemical properties of low-redshift QSOs. *Astrophys J* 763:58. <https://doi.org/10.1088/0004-637X/763/1/58>. arXiv:1211.6749
- Shin J, Nagao T, Woo JH (2017) Outflow and metallicity in the broad-line region of low-redshift active galactic nuclei. *Astrophys J* 835:24. <https://doi.org/10.3847/1538-4357/835/1/24>. arXiv:1611.08304
- Shirazi M, Vegetti S, Nesvadba N, Allam S, Brinchmann J, Tucker D (2014) The physical nature of the 8 o'clock arc based on near-IR IFU spectroscopy with SINFONI. *Mon Not R Astron Soc* 440:2201–2221. <https://doi.org/10.1093/mnras/stu316>. arXiv:1306.6282
- Shivaei I, Reddy NA, Siana B, Shapley AE, Kriek M, Mobasher B, Freeman WR, Sanders RL, Coil AL, Price SH, Fetherolf T, Azadi M, Leung G, Zick T (2018) The MOSDEF survey: direct observational constraints on the ionizing photon production efficiency, ξ_{ion} , at $z \sim 2$. *Astrophys J* 855:42. <https://doi.org/10.3847/1538-4357/aaad62>. arXiv:1711.00013
- Shull JM, McKee CF (1979) Theoretical models of interstellar shocks. I. Radiative transfer and UV precursors. *Astrophys J* 227:131–149. <https://doi.org/10.1086/156712>
- Shull JM, Danforth CW, Tilton EM (2014) Tracing the cosmic metal evolution in the low-redshift intergalactic medium. *Astrophys J* 796:49. <https://doi.org/10.1088/0004-637X/796/1/49>. arXiv:1409.6720
- Silk J, Mamon GA (2012) The current status of galaxy formation. *Res Astron Astrophys* 12:917–946. <https://doi.org/10.1088/1674-4527/12/8/004>. arXiv:1207.3080
- Silk J, Di Cintio A, Dvorkin I (2014) Galaxy formation. In: New horizons for observational cosmology, IOS Press, Proceedings of the International School of Physics ‘Enrico Fermi’, vol 186, pp 137–187. <https://doi.org/10.3254/978-1-61499-476-3-137>. arXiv:1312.0107
- Simcoe RA, Cooksey KL, Matejek M, Burgasser AJ, Bochanski J, Lovegrove E, Bernstein RA, Pipher JL, Forrest WJ, McMurtry C, Fan X, O’Meara J (2011) Constraints on the Universal C IV Mass Density at $z \sim 6$ from early infrared spectra obtained with the Magellan FIRE spectrograph. *Astrophys J* 743:21. <https://doi.org/10.1088/0004-637X/743/1/21>. arXiv:1104.4117
- Simionescu A, Werner N, Forman WR, Miller ED, Takei Y, Böhringer H, Churazov E, Nulsen PEJ (2010) Metal transport by gas sloshing in M87. *Mon Not R Astron Soc* 405:91–99. <https://doi.org/10.1111/j.1365-2966.2010.16450.x>. arXiv:1002.0395
- Simionescu A, Werner N, Urban O, Allen SW, Ichinohe Y, Zhuravleva I (2015) A uniform contribution of core-collapse and type Ia supernovae to the chemical enrichment pattern in the outskirts of the virgo cluster. *Astrophys J Lett* 811:L25. <https://doi.org/10.1088/2041-8205/811/2/L25>. arXiv:1506.06164
- Simionescu A, Nakashima S, Yamaguchi H, Matsushita K, Mernier F, Werner N, Tamura T, Nomoto K, de Plaa J, Bamba A, Bulbul E, Ezoe Y, Fabian AC, Fukazawa Y, Gu L, Ichinohe Y, Ishigaki MN, Kaastra JS, Kilbourne C, Kitayama T, Leung SC, Leutenegger M, Loewenstein M, Maeda Y, Miller ED, Mushotzky RF, Noda H, Pinto C, Porter FS, Safi-Harb S, Sato K, Takahashi T, Ueda S, Zha S (2018) Constraints on the chemical enrichment history of the perseus cluster of galaxies from high-resolution X-ray spectroscopy. arXiv:1806.00932 (arXiv e-prints)
- Simon LE, Hamann F (2010) The origins of a rich absorption line complex in a quasar at redshift 3.45. *Mon Not R Astron Soc* 409:269–283. <https://doi.org/10.1111/j.1365-2966.2010.17306.x>. arXiv:1007.2017
- Simón-Díaz S (2010) The chemical composition of the Orion star forming region. I. Homogeneity of O and Si abundances in B-type stars. *Astron Astrophys* 510:A22. <https://doi.org/10.1051/0004-6361/200913120>. arXiv:0912.4103
- Simón-Díaz S, Stasińska G (2011) The chemical composition of the Orion star forming region. II. Stars, gas, and dust: the abundance discrepancy conundrum. *Astron Astrophys* 526:A48. <https://doi.org/10.1051/0004-6361/201015512>. arXiv:1010.5903
- Singh R, van de Ven G, Jahnke K, Lyubenova M, Falcón-Barroso J, Alves J, Cid Fernandes R, Galbany L, García-Benito R, Husemann B, Kennicutt RC, Marino RA, Márquez I, Masegosa J, Mast D, Pasquali A, Sánchez SF, Walcher J, Wild V, Wisotzki L, Ziegler B (2013) The nature of LINER galaxies:

- ubiquitous hot old stars and rare accreting black holes. *Astron Astrophys* 558:A43. <https://doi.org/10.1051/0004-6361/201322062>. arXiv:1308.4271
- Skillman ED (1989) Empirical oxygen abundances and physical conditions for relatively low abundance H II regions. *Astrophys J* 347:883–893. <https://doi.org/10.1086/168179>
- Skillman ED, Melnick J, Terlevich R, Moles M (1988) The extremely low oxygen abundance of GR 8—a very low luminosity dwarf irregular galaxy. *Astron Astrophys* 196:31–38
- Skillman ED, Kennicutt RC, Hodge PW (1989) Oxygen abundances in nearby dwarf irregular galaxies. *Astrophys J* 347:875–882. <https://doi.org/10.1086/168178>
- Skillman ED, Kennicutt RC Jr, Shields GA, Zaritsky D (1996) Chemical abundances in virgo spiral galaxies. II. Effects of cluster environment. *Astrophys J* 462:147. <https://doi.org/10.1086/177138>. arXiv:astro-ph/9511019
- Somerville RS, Davé R (2015) Physical Models of galaxy formation in a cosmological framework. *Annu Rev Astron Astrophys* 53:51–113. <https://doi.org/10.1146/annurev-astro-082812-140951>. arXiv:1412.2712
- Somerville RS, Hopkins PF, Cox TJ, Robertson BE, Hernquist L (2008) A semi-analytic model for the co-evolution of galaxies, black holes and active galactic nuclei. *Mon Not R Astron Soc* 391:481–506. <https://doi.org/10.1111/j.1365-2966.2008.13805.x>. arXiv:0808.1227
- Somerville RS, Gilmore RC, Primack JR, Domínguez A (2012) Galaxy properties from the ultraviolet to the far-infrared: A cold dark matter models confront observations. *Mon Not R Astron Soc* 423:1992–2015. <https://doi.org/10.1111/j.1365-2966.2012.20490.x>. arXiv:1104.0669
- Sommariva V, Mannucci F, Cresci G, Maiolino R, Marconi A, Nagao T, Baroni A, Grazian A (2012) Stellar metallicity of star-forming galaxies at $z \sim 3$. *Astron Astrophys* 539:A136. <https://doi.org/10.1051/0004-6361/201118134>. arXiv:1112.2403
- Song M, Finkelstein SL, Gebhardt K, Hill GJ, Drory N, Ashby MLN, Blanc GA, Bridge J, Chonis T, Ciardullo R, Fabricius M, Fazio GG, Gawiser E, Gronwall G, Hagen A, Huang JS, Jooe S, Livermore R, Salmon B, Schneider DP, Willner SP, Zeimann GR (2014) The HETDEX Pilot survey. V. The physical origin of Ly α emitters probed by near-infrared spectroscopy. *Astrophys J* 791:3. <https://doi.org/10.1088/0004-637X/791/1/3>. arXiv:1406.4503
- Spite M, Cayrel R, Plez B, Hill V, Spite F, Depagne E, François P, Bonifacio P, Barbuy B, Beers T, Andersen J, Molaro P, Nordström B, Primas F (2005) First stars VI—abundances of C, N, O, Li, and mixing in extremely metal-poor giants. Galactic evolution of the light elements. *Astron Astrophys* 430:655–668. <https://doi.org/10.1051/0004-6361:20041274>. arXiv:astro-ph/0409536
- Spitoni E (2015) New chemical evolution analytical solutions including environment effects. *Mon Not R Astron Soc* 451:1090–1103. <https://doi.org/10.1093/mnras/stv1008>. arXiv:1505.01280
- Spitoni E, Matteucci F (2011) Effects of the radial flows on the chemical evolution of the Milky Way disk. *Astron Astrophys* 531:A72. <https://doi.org/10.1051/0004-6361/201015749>. arXiv:1104.4881
- Spitoni E, Matteucci F, Marcon-Uchida MM (2013) Effects of the radial inflow of gas and galactic fountains on the chemical evolution of M 31. *Astron Astrophys* 551:A123. <https://doi.org/10.1051/0004-6361/201220401>. arXiv:1301.5153
- Spitoni E, Romano D, Matteucci F, Ciotti L (2015) The effect of stellar migration on galactic chemical evolution: a heuristic approach. *Astrophys J* 802:129. <https://doi.org/10.1088/0004-637X/802/2/129>. arXiv:1407.5797
- Spitoni E, Vincenzo F, Matteucci F (2017) New analytical solutions for chemical evolution models: characterizing the population of star-forming and passive galaxies. *Astron Astrophys* 599:A6. <https://doi.org/10.1051/0004-6361/201629745>. arXiv:1605.05603
- Spolaor M, Kobayashi C, Forbes DA, Couch WJ, Hau GKT (2010) Early-type galaxies at large galactocentric radii—II. Metallicity gradients and the [Z/H]–mass, [α /Fe]–mass relations. *Mon Not R Astron Soc* 408:272–292. <https://doi.org/10.1111/j.1365-2966.2010.17080.x>. arXiv:1006.1698
- Springel V, Pakmor R, Pillepich A, Weinberger R, Nelson D, Hernquist L, Vogelsberger M, Genel S, Torrey P, Marinacci F, Naiman J (2018) First results from the IllustrisTNG simulations: matter and galaxy clustering. *Mon Not R Astron Soc* 475:676–698. <https://doi.org/10.1093/mnras/stx3304>. arXiv:1707.03397
- Stanghellini L, Haywood M (2010) The galactic structure and chemical evolution traced by the population of planetary nebulae. *Astrophys J* 714:1096–1107. <https://doi.org/10.1088/0004-637X/714/2/1096>. arXiv:1003.0759
- Stanghellini L, Haywood M (2018) Galactic planetary nebulae as probes of radial metallicity gradients and other abundance patterns. *Astrophys J* 862:45. <https://doi.org/10.3847/1538-4357/aacaf8>. arXiv:1806.02276

- Stanghellini L, Magrini L, Casasola V, Villaver E (2014) The radial metallicity gradient and the history of elemental enrichment in M 81 through emission-line probes. *Astron Astrophys* 567:A88. <https://doi.org/10.1051/0004-6361/201423423>. arXiv:1403.5547
- Stanway ER, Eldridge JJ, Becker GD (2016) Stellar population effects on the inferred photon density at reionization. *Mon Not R Astron Soc* 456:485–499. <https://doi.org/10.1093/mnras/stv2661>. arXiv:1511.03268
- Stark DP, Auger M, Belokurov V, Jones T, Robertson B, Ellis RS, Sand DJ, Moiseev A, Eagle W, Myers T (2013) The CASSOWARY spectroscopy survey: a new sample of gravitationally lensed galaxies in SDSS. *Mon Not R Astron Soc* 436:1040–1056. <https://doi.org/10.1093/mnras/stt1624>. arXiv:1302.2663
- Stark DP, Ellis RS, Charlot S, Chevallard J, Tang M, Belli S, Zitrin A, Mainali R, Gutkin J, Vidal-García A, Bouwens R, Oesch P (2017) Ly α and C III] emission in $z = 7 - 9$ galaxies: accelerated reionization around luminous star-forming systems? *Mon Not R Astron Soc* 464:469–479. <https://doi.org/10.1093/mnras/stw2233>. arXiv:1606.01304
- Starkenburger E, Hill V, Tolstoy E, François P, Irwin MJ, Boschman L, Venn KA, de Boer TJL, Lemasle B, Jablonka P, Battaglia G, Groot P, Kaper L (2013) The extremely low-metallicity tail of the Sculptor dwarf spheroidal galaxy. *Astron Astrophys* 549:A88. <https://doi.org/10.1051/0004-6361/201220349>. arXiv:1211.4592
- Stasińska G (2002) The electron temperature in ionized nebulae. In: Henney WJ, Franco J, Martos M (eds) *Ionized Gaseous nebulae, a conference to celebrate the 60th Birthdays of Silvia Torres-Peimbert and Manuel Peimbert*, Rev. Mex. Astron. Astrof. (Ser. Conf.), vol 12, pp 62–69. arXiv:astro-ph/0102403
- Stasińska G (2006) [Ar III]/[O III] and [S III]/[O III]: well-behaved oxygen abundance indicators for HII regions and star forming galaxies. *Astron Astrophys* 454:L127–L130. <https://doi.org/10.1051/0004-6361:20065516>. arXiv:astro-ph/0606455
- Stasińska G, Szczerba R (2001) The temperature structure of dusty planetary nebulae. *Astron Astrophys* 379:1024–1038. <https://doi.org/10.1051/0004-6361:20011403>. arXiv:astro-ph/0110238
- Stasińska G, Cid Fernandes R, Mateus A, Sodré L, Asari NV (2006) Semi-empirical analysis of Sloan Digital Sky Survey galaxies—III. How to distinguish AGN hosts. *Mon Not R Astron Soc* 371:972–982. <https://doi.org/10.1111/j.1365-2966.2006.10732.x>. arXiv:astro-ph/0606724
- Stasińska G, Tenorio-Tagle G, Rodríguez M, Henney WJ (2007) Enrichment of the interstellar medium by metal-rich droplets and the abundance bias in HII regions. *Astron Astrophys* 471:193–204. <https://doi.org/10.1051/0004-6361:20065675>. arXiv:0706.1225
- Steidel CC, Shapley AE, Pettini M, Adelberger KL, Erb DK, Reddy NA, Hunt MP (2004) A Survey of star-forming galaxies in the $1.4 < z < 2.5$ redshift desert: overview. *Astrophys J* 604:534–550. <https://doi.org/10.1086/381960>. arXiv:astro-ph/0401439
- Steidel CC, Erb DK, Shapley AE, Pettini M, Reddy N, Bogosavljević M, Rudie GC, Rakic O (2010) The structure and kinematics of the circumgalactic medium from far-ultraviolet spectra of $z \simeq 2-3$ galaxies. *Astrophys J* 717:289–322. <https://doi.org/10.1088/0004-637X/717/1/289>. arXiv:1003.0679
- Steidel CC, Rudie GC, Strom AL, Pettini M, Reddy NA, Shapley AE, Trainor RF, Erb DK, Turner ML, Konidaris NP, Kulas KR, Mace G, Matthews K, McLean IS (2014) Strong nebular line ratios in the spectra of $z \sim 2-3$ star forming galaxies: first results from KBSS-MOSFIRE. *Astrophys J* 795:165. <https://doi.org/10.1088/0004-637X/795/2/165>. arXiv:1405.5473
- Steidel CC, Strom AL, Pettini M, Rudie GC, Reddy NA, Trainor RF (2016) Reconciling the stellar and nebular spectra of high-redshift galaxies. *Astrophys J* 826:159. <https://doi.org/10.3847/0004-637X/826/2/159>. arXiv:1605.07186
- Steinmetz M, Zwitter T, Siebert A, Watson FG, Freeman KC, Munari U, Campbell R, Williams M, Seabroke GM, Wyse RFG, Parker QA, Bienaymé O, Roesser S, Gibson BK, Gilmore G, Grebel EK, Helmi A, Navarro JF, Burton D, Cass CJP, Dawe JA, Fiegert K, Hartley M, Russell KS, Saunders W, Enke H, Bailin J, Binney J, Bland-Hawthorn J, Boeche C, Dehnen W, Eisenstein DJ, Evans NW, Fiorucci M, Fulbright JP, Gerhard O, Jauregi U, Kelz A, Mijović L, Minchev I, Parmentier G, Peñarrubia J, Quillen AC, Read MA, Ruchti G, Scholz RD, Siviero A, Smith MC, Sordo R, Veltz L, Vidrih S, von Berlepsch R, Boyle BJ, Schilbach E (2006) The radial velocity experiment (RAVE): first data release. *Astrophys J* 132:1645–1668. <https://doi.org/10.1086/506564>. arXiv:astro-ph/0606211
- Stern J, Laor A (2013) Type I AGN at low z —III. The optical narrow-line ratios. *Mon Not R Astron Soc* 431:836–857. <https://doi.org/10.1093/mnras/stt211>. arXiv:1210.6394

- Stott JP, Sobral D, Bower R, Smail I, Best PN, Matsuda Y, Hayashi M, Geach JE, Kodama T (2013) A fundamental metallicity relation for galaxies at $z = 0.84 - 1.47$ from HiZELS. *Mon Not R Astron Soc* 436:1130–1141. <https://doi.org/10.1093/mnras/stt1641>. arXiv:1309.0506
- Stott JP, Sobral D, Swinbank AM, Smail I, Bower R, Best PN, Sharples RM, Geach JE, Matthee J (2014) A relationship between specific star formation rate and metallicity gradient within $z \sim 1$ galaxies from KMOS-HiZELS. *Mon Not R Astron Soc* 443:2695–2704. <https://doi.org/10.1093/mnras/stu1343>. arXiv:1407.1047
- Strom AL, Steidel CC, Rudie GC, Trainor RF, Pettini M (2017a) Measuring the physical conditions in high-redshift star-forming galaxies: insights from KBSS-MOSFIRE. arXiv:1711.08820 (arXiv e-prints)
- Strom AL, Steidel CC, Rudie GC, Trainor RF, Pettini M, Reddy NA (2017b) Nebular emission line ratios in $z \sim 2 - 3$ star-forming galaxies with KBSS-MOSFIRE: exploring the Impact of ionization, excitation, and nitrogen-to-oxygen ratio. *Astrophys J* 836:164. <https://doi.org/10.3847/1538-4357/836/2/164>. arXiv:1608.02587
- Sutherland RS, Dopita MA (1993) Cooling functions for low-density astrophysical plasmas. *Astrophys J Supp.* 88:253–327. <https://doi.org/10.1086/191823>
- Suzuki TL, Kodama T, Onodera M, Shimakawa R, Hayashi M, Tadaki Ki, Koyama Y, Tanaka I, Sobral D, Smail I, Best PN, Khostovan AA, Minowa Y, Yamamoto M (2017) The interstellar medium in [OIII]-selected star-forming galaxies at $z \sim 3.2$. *Astrophys J* 849:39. <https://doi.org/10.3847/1538-4357/aa8df3>. arXiv:1709.06731
- Swinbank AM, Sobral D, Smail I, Geach JE, Best PN, McCarthy IG, Crain RA, Theuns T (2012) The properties of the star-forming interstellar medium at $z = 0.84-2.23$ from HiZELS: mapping the internal dynamics and metallicity gradients in high-redshift disc galaxies. *Mon Not R Astron Soc* 426:935–950. <https://doi.org/10.1111/j.1365-2966.2012.21774.x>. arXiv:1209.1395
- Sybilka A, Lisker T, Kuntschner H, Vazdekis A, van de Ven G, Peletier R, Falcón-Barroso J, Vijayaraghavan R, Janz J (2017) The hELENA project – I. Stellar populations of early-type galaxies linked with local environment and galaxy mass. *Mon Not R Astron Soc* 470:815–838. <https://doi.org/10.1093/mnras/stx1138>. arXiv:1706.00014
- Talent DL (1981) A spectrophotometric study of H 2 regions in chemically young galaxies. PhD thesis, Rice Univ., Houston, TX
- Tamura N, Takato N, Shimono A, Moritani Y, Yabe K, Ishizuka Y, Ueda A, Kamata Y, Aghazarian H, Arnouts S, Barban G, Barkhouser RH, Borges RC, Braun DF, Carr MA, Chabaud PY, Chang YC, Chen HY, Chiba M, Chou RY, Chu YH, Cohen J, de Almeida RP, de Oliveira AC, de Oliveira LS, Dekany RG, Dohlen K, dos Santos JB, dos Santos LH, Ellis R, Fabricius M, Ferrand D, Ferreira D, Golebowski M, Greene JE, Gross J, Gunn JE, Hammond R, Harding A, Hart M, Heckman TM, Hirata CM, Ho P, Hope SC, Hovland L, Hsu SF, Hu YS, Huang PJ, Jaquet M, Jing Y, Karr J, Kimura M, King ME, Komatsu E, Le Brun V, Le Fèvre O, Le Fur A, Le Mignant D, Ling HH, Loomis CP, Lupton RH, Madec F, Mao P, Marrara LS, Mendes de Oliveira C, Minowa Y, Morantz C, Murayama H, Murray GJ, Ohya Y, Orndorff J, Pascal S, Pereira JM, Reiley D, Reinecke M, Ritter A, Roberts M, Schwochert MA, Seiffert MD, Smees SA, Sodre L, Spergel DN, Steinkraus AJ, Strauss MA, Surace C, Suto Y, Suzuki N, Swinbank J, Tait PJ, Takada M, Tamura T, Tanaka Y, Tresse L, Verducci O, Vibert D, Vidal C, Wang SY, Wen CY, Yan CH, Yasuda N (2016) Prime Focus Spectrograph (PFS) for the Subaru telescope: overview, recent progress, and future perspectives. In: *Ground-based and Airborne Instrumentation for Astronomy VI*, Proc. SPIE, vol 9908, p 99081M. <https://doi.org/10.1117/12.2232103>. arXiv:1608.01075
- Tamura Y, Mawatari K, Hashimoto T, Inoue AK, Zackrisson E, Christensen L, Binggeli C, Matsuda Y, Matsuo H, Takeuchi TT, Asano RS, Shimizu I, Okamoto T, Yoshida N, Lee M, Shibuya T, Taniguchi Y, Umehata H, Hatsukade B, Kohno K, Ota K (2018) Detection of the far-infrared [O III] and dust emission in a galaxy at redshift 8.312: early metal enrichment in the heart of the reionization era. arXiv:1806.04132 (arXiv e-prints)
- Tautvaišienė G, Drazdauskas A, Bragaglia A, Randich S, Ženoviene R (2016) CNO abundances and carbon isotope ratios in evolved stars of the open clusters NGC 2324, NGC 2477, and NGC 3960. *Astron Astrophys* 595:A16. <https://doi.org/10.1051/0004-6361/201629273>. arXiv:1608.08398
- Telford OG, Dalcanton JJ, Skillman ED, Conroy C (2016) Exploring systematic effects in the relation between stellar mass, gas phase metallicity, and star formation rate. *Astrophys J* 827:35. <https://doi.org/10.3847/0004-637X/827/1/35>. arXiv:1606.08850
- Telford OG, Werk JK, Dalcanton JJ, Williams BF (2018) Spatially Resolved Metal Loss from M31. arXiv:1811.02589

- Teplitz HI, McLean IS, Becklin EE, Figer DF, Gilbert AM, Graham JR, Larkin JE, Levenson NA, Wilcox MK (2000) The Rest-frame optical spectrum of MS 1512-CB58. *Astrophys J Lett* 533:L65–L68. <https://doi.org/10.1086/312595>. arXiv:astro-ph/0002508
- Thomas D, Greggio L, Bender R (1999) Constraints on galaxy formation from alpha-enhancement in luminous elliptical galaxies. *Mon Not R Astron Soc* 302:537–548. <https://doi.org/10.1046/j.1365-8711.1999.02138.x>. arXiv:astro-ph/9809261
- Thomas D, Maraston C, Bender R (2003) Stellar population models of Lick indices with variable element abundance ratios. *Mon Not R Astron Soc* 339:897–911. <https://doi.org/10.1046/j.1365-8711.2003.06248.x>. arXiv:astro-ph/0209250
- Thomas D, Maraston C, Bender R, Mendes de Oliveira C (2005) The epochs of early-type galaxy formation as a function of environment. *Astrophys J* 621:673–694. <https://doi.org/10.1086/426932>. arXiv:astro-ph/0410209
- Thomas D, Maraston C, Schawinski K, Sarzi M, Silk J (2010) Environment and self-regulation in galaxy formation. *Mon Not R Astron Soc* 404:1775–1789. <https://doi.org/10.1111/j.1365-2966.2010.16427.x>. arXiv:0912.0259
- Thomas D, Maraston C, Johansson J (2011) Flux-calibrated stellar population models of Lick absorption-line indices with variable element abundance ratios. *Mon Not R Astron Soc* 412:2183–2198. <https://doi.org/10.1111/j.1365-2966.2010.18049.x>. arXiv:1010.4569
- Thuan TX, Izotov YI, Lipovetsky VA (1995) Heavy element abundances in a new sample of low-metallicity blue compact galaxies. *Astrophys J* 445:108–123. <https://doi.org/10.1086/175676>
- Tinsley BM (1974) Constraints on models for chemical evolution in the solar neighborhood. *Astrophys J* 192:629–641. <https://doi.org/10.1086/153099>
- Tinsley BM (1978) Evolutionary synthesis of the stellar population in elliptical galaxies. II. Late M giants and composition effects. *Astrophys J* 222:14–22. <https://doi.org/10.1086/156116>
- Tinsley BM (1980) Evolution of the stars and gas in galaxies. *Fund Cosm Phys* 5:287–388
- Tissera PB, Machado REG, Sanchez-Blazquez P, Pedrosa SE, Sánchez SF, Snaith O, Vilchez J (2016a) The stellar metallicity gradients in galaxy discs in a cosmological scenario. *Astron Astrophys* 592:A93. <https://doi.org/10.1051/0004-6361/201628188>. arXiv:1604.08116
- Tissera PB, Pedrosa SE, Sillero E, Vilchez JM (2016b) The gas metallicity gradient and the star formation activity of disc galaxies. *Mon Not R Astron Soc* 456:2982–2992. <https://doi.org/10.1093/mnras/stv2736>. arXiv:1511.08227
- Tissera PB, Machado REG, Vilchez JM, Pedrosa SE, Sanchez-Blazquez P, Varela S (2017) Mild evolution of the stellar metallicity gradients of disc galaxies. *Astron Astrophys* 604:A118. <https://doi.org/10.1051/0004-6361/201628915>. arXiv:1706.03739
- Tissera PB, Rosas-Guevara Y, Bower RG, Crain RA, Lagos CdP, Schaller M, Schaye J, Theuns T (2018) The oxygen abundance gradients in the gas discs of galaxies in the EAGLE simulation. ArXiv e-prints arXiv:1806.04575
- Tolstoy E, Hill V, Tosi M (2009) Star-formation histories, abundances, and kinematics of dwarf galaxies in the local group. *Annu Rev Astron Astrophys* 47:371–425. <https://doi.org/10.1146/annurev-astro-082708-101650>. arXiv:0904.4505
- Toribio San Cipriano L, Domínguez-Guzmán G, Esteban C, García-Rojas J, Mesa-Delgado A, Bresolin F, Rodríguez M, Simón-Díaz S (2017) Carbon and oxygen in H II regions of the magellanic clouds: abundance discrepancy and chemical evolution. *Mon Not R Astron Soc* 467:3759–3774. <https://doi.org/10.1093/mnras/stx328>. arXiv:1702.01120
- Torres-Flores S, Scarano S, Mendes de Oliveira C, de Mello DF, Amram P, Plana H (2014) Star-forming regions and the metallicity gradients in the tidal tails: the case of NGC 92. *Mon Not R Astron Soc* 438:1894–1908. <https://doi.org/10.1093/mnras/stt2340>. arXiv:1312.0812
- Torres-Papaqui JP, Coziol R, Ortega-Minakata RA, Neri-Larios DM (2012) The star formation history and chemical evolution of star-forming galaxies in the nearby universe. *Astrophys J* 754:144. <https://doi.org/10.1088/0004-637X/754/2/144>. arXiv:1206.0928
- Torrey P, Cox TJ, Kewley L, Hernquist L (2012) The metallicity evolution of interacting galaxies. *Astrophys J* 746:108. <https://doi.org/10.1088/0004-637X/746/1/108>. arXiv:1107.0001
- Torrey P, Vogelsberger M, Genel S, Sijacki D, Springel V, Hernquist L (2014) A model for cosmological simulations of galaxy formation physics: multi-epoch validation. *Mon Not R Astron Soc* 438:1985–2004. <https://doi.org/10.1093/mnras/stt2295>. arXiv:1305.4931

- Torrey P, Vogelsberger M, Marinacci F, Pakmor R, Springel V, Nelson D, Naiman J, Pillepich A, Genel S, Weinberger R, Hernquist L (2017) The evolution of the mass–metallicity relation in IllustrisTNG. [arXiv:1711.05261](https://arxiv.org/abs/1711.05261) (arXiv e-prints)
- Torrey P, Vogelsberger M, Hernquist L, McKinnon R, Marinacci F, Simcoe RA, Springel V, Pillepich A, Naiman J, Pakmor R, Weinberger R, Nelson D, Genel S (2018) Similar star formation rate and metallicity variability time-scales drive the fundamental metallicity relation. *Mon Not R Astron Soc* 477:L16–L20. <https://doi.org/10.1093/mnras/sly031>. [arXiv:1711.11039](https://arxiv.org/abs/1711.11039)
- Tortora C, Napolitano NR, Cardone VF, Capaccioli M, Jetzer P, Molinaro R (2010) Colour and stellar population gradients in galaxies: correlation with mass. *Mon Not R Astron Soc* 407:144–162. <https://doi.org/10.1111/j.1365-2966.2010.16938.x>. [arXiv:1004.4896](https://arxiv.org/abs/1004.4896)
- Trager SC, Worthey G, Faber SM, Burstein D, González JJ (1998) Old stellar populations. VI. Absorption-Line spectra of galaxy nuclei and globular clusters. *Astrophys J Supp* 116:1–28. <https://doi.org/10.1086/313099>. [arXiv:astro-ph/9712258](https://arxiv.org/abs/astro-ph/9712258)
- Trager SC, Faber SM, Worthey G, González JJ (2000a) The stellar population histories of early-type galaxies. II. Controlling parameters of the stellar populations. *Astrophys J* 120:165–188. <https://doi.org/10.1086/301442>. [arXiv:astro-ph/0004095](https://arxiv.org/abs/astro-ph/0004095)
- Trager SC, Faber SM, Worthey G, González JJ (2000b) The stellar population histories of local early-type galaxies. I. Population parameters. *Astrophys J* 119:1645–1676. <https://doi.org/10.1086/301299>. [arXiv:astro-ph/0001072](https://arxiv.org/abs/astro-ph/0001072)
- Trainor RF, Strom AL, Steidel CC, Rudie GC (2016) The rest-frame optical spectroscopic properties of Ly α -emitters at $z \sim 2.5$: the physical origins of strong Ly α emission. *Astrophys J* 832:171. <https://doi.org/10.3847/0004-637X/832/2/171>. [arXiv:1608.07280](https://arxiv.org/abs/1608.07280)
- Tremonti CA, Heckman TM, Kauffmann G, Brinchmann J, Charlot S, White SDM, Seibert M, Peng EW, Schlegel DJ, Uomoto A, Fukugita M, Brinkmann J (2004) The origin of the mass–metallicity relation: insights from 53,000 star-forming galaxies in the sloan digital sky survey. *Astrophys J* 613:898–913. <https://doi.org/10.1086/423264>. [arXiv:astro-ph/0405537](https://arxiv.org/abs/astro-ph/0405537)
- Trenti M, Perna R, Jimenez R (2015) The luminosity and stellar mass functions of GRB host galaxies: insight into the metallicity bias. *Astrophys J* 802:103. <https://doi.org/10.1088/0004-637X/802/2/103>. [arXiv:1406.1503](https://arxiv.org/abs/1406.1503)
- Tresse L, Rola C, Hammer F, Stasińska G, Le Fevre O, Lilly SJ, Crampton D (1996) The Canada–France redshift survey—XII. Nature of emission-line field galaxy population up to $z = 0.3$. *Mon Not R Astron Soc* 281:847–870. <https://doi.org/10.1093/mnras/281.3.847>. [arXiv:astro-ph/9604028](https://arxiv.org/abs/astro-ph/9604028)
- Tripp TM, Savage BD (2000) OVI and multicomponent HI absorption associated with a galaxy group in the direction of PG 0953+415: physical conditions and baryonic content. *Astrophys J* 542:42–56. <https://doi.org/10.1086/309506>. [arXiv:astro-ph/0004135](https://arxiv.org/abs/astro-ph/0004135)
- Troncoso P, Maiolino R, Sommariva V, Cresci G, Mannucci F, Marconi A, Meneghetti M, Grazian A, Cimatti A, Fontana A, Nagao T, Pentericci L (2014) Metallicity evolution, metallicity gradients, and gas fractions at $z \sim 3.4$. *Astron Astrophys* 563:A58. <https://doi.org/10.1051/0004-6361/201322099>. [arXiv:1311.4576](https://arxiv.org/abs/1311.4576)
- Trussler J, Maiolino R, Maraston C, Thomas D, Goddard D, Lian J, Peng Y (2018) The star-forming progenitors of local passive galaxies quenched primarily through starvation. [arXiv:1811.09642v1](https://arxiv.org/abs/1811.09642v1)
- Tsamis YG, Péquignot D (2005) A photoionization-modelling study of 30 Doradus: the case for small-scale chemical inhomogeneity. *Mon Not R Astron Soc* 364:687–704. <https://doi.org/10.1111/j.1365-2966.2005.09595.x>. [arXiv:astro-ph/0509463](https://arxiv.org/abs/astro-ph/0509463)
- Tsamis YG, Barlow MJ, Liu XW, Danziger IJ, Storey PJ (2003) Heavy elements in galactic and magellanic cloud HII regions: recombination-line versus forbidden-line abundances. *Mon Not R Astron Soc* 338:687–710. <https://doi.org/10.1046/j.1365-8711.2003.06081.x>. [arXiv:astro-ph/0209534](https://arxiv.org/abs/astro-ph/0209534)
- Tumlinson J, Thom C, Werk JK, Prochaska JX, Tripp TM, Weinberg DH, Peebles MS, O’Meara JM, Oppenheimer BD, Meiring JD, Katz NS, Davé R, Ford AB, Sembach KR (2011) The large, oxygen-rich halos of star-forming galaxies are a major reservoir of galactic metals. *Science* 334:948. <https://doi.org/10.1126/science.1209840>. [arXiv:1111.3980](https://arxiv.org/abs/1111.3980)
- Tumlinson J, Peebles MS, Werk JK (2017) The circumgalactic medium. *Annu Rev Astron Astrophys* 55:389–432. <https://doi.org/10.1146/annurev-astro-091916-055240>. [arXiv:1709.09180](https://arxiv.org/abs/1709.09180)
- Vale Asari N, Stasińska G, Morisset C, Cid Fernandes R (2016) BOND: Bayesian oxygen and nitrogen abundance determinations in giant H II regions using strong and semistrong lines. *Mon Not R Astron Soc* 460:1739–1757. <https://doi.org/10.1093/mnras/stw971>. [arXiv:1605.01057](https://arxiv.org/abs/1605.01057)

- Valentino F, Daddi E, Strazzullo V, Gobat R, Onodera M, Bournaud F, Juneau S, Renzini A, Arimoto N, Carollo M, Zanella A (2015) Metal deficiency in cluster star-forming galaxies at $z = 2$. *Astrophys J* 801:132. <https://doi.org/10.1088/0004-637X/801/2/132>. arXiv:1410.1437
- Valiante R, Schneider R, Bianchi S, Andersen AC (2009) Stellar sources of dust in the high-redshift universe. *Mon Not R Astron Soc* 397:1661–1671. <https://doi.org/10.1111/j.1365-2966.2009.15076.x>. arXiv:0905.1691
- Vangioni E, Dvorkin I, Olive KA, Dubois Y, Molaro P, Petitjean P, Silk J, Kimm T (2018) Cosmological evolution of the nitrogen abundance. *Mon Not R Astron Soc* 477:56–66. <https://doi.org/10.1093/mnras/sty559>. arXiv:1710.10075
- Veilleux S, Osterbrock DE (1987) Spectral classification of emission-line galaxies. *Astrophys J Supp* 63:295–310. <https://doi.org/10.1086/191166>
- Veilleux S, Teng SH, Rupke DSN, Maiolino R, Sturm E (2014) Half-megasecond Chandra spectral imaging of the hot circumgalactic nebula around Quasar Mrk 231. *Astrophys J* 790:116. <https://doi.org/10.1088/0004-637X/790/2/116>. arXiv:1405.4833
- Venturi G, Marconi A, Mingozzi M, Carniani S, Cresci G, Risaliti G, Mannucci F (2017) Ionized gas outflows from the MAGNUM survey: NGC 1365 and NGC 4945. *Front Astron Sp Sci* 4:46. <https://doi.org/10.3389/fspas.2017.00046>. arXiv:1801.05448
- Venturi G, Nardini E, Marconi A, Carniani S, Mingozzi M, Cresci G, Mannucci F, Risaliti G, Maiolino R, Balmaverde B, Bongiorno A, Brusa M, Capetti A, Cicone C, Ciroi S, Feruglio C, Fiore F, Gallazzi A, La Franca F, Mainieri V, Matsuoka K, Nagao T, Perna M, Piconcelli E, Sani E, Tozzi P, Zibetti S (2018) MAGNUM survey: a MUSE-Chandra resolved view on ionized outflows and photoionization in the Seyfert galaxy NGC 1365. arXiv:1809.01206 (arXiv e-prints)
- Vergani SD, Palmerio J, Salvaterra R, Japelj J, Mannucci F, Perley DA, D'Avanzo P, Krühler T, Puech M, Boissier S, Campana S, Covino S, Hunt LK, Petitjean P, Tagliaferri G (2017) The chemical enrichment of long gamma-ray bursts nurseries up to $z = 2$. *Astron Astrophys* 599:A120. <https://doi.org/10.1051/0004-6361/201629759>. arXiv:1701.02312
- Verner E, Bruhweiler F, Verner D, Johansson S, Kallman T, Gull T (2004) FeII diagnostic tools for quasars. *Astrophys J* 611:780–785. <https://doi.org/10.1086/422303>. arXiv:astro-ph/0404593
- Verner EM, Peterson BA (2004) Elucidating the Correlation of the quasar FeII/MgII ratio with redshift. *Astrophys J Lett* 608:L85–L88. <https://doi.org/10.1086/422389>. arXiv:astro-ph/0404531
- Vila Costas MB, Edmunds MG (1992) The relation between abundance gradients and the physical properties of spiral galaxies. *Mon Not R Astron Soc* 259:121–145. <https://doi.org/10.1093/mnras/259.1.121>
- Vila Costas MB, Edmunds MG (1993) The nitrogen-to ratio in galaxies and its implications for the origin of nitrogen. *Mon Not R Astron Soc* 265:199. <https://doi.org/10.1093/mnras/265.1.199>
- Villar-Martín M, Cerviño M, González Delgado RM (2004) Nebular and stellar properties of a metal-poor HII galaxy at $z = 3.36$. *Mon Not R Astron Soc* 355:1132–1142. <https://doi.org/10.1111/j.1365-2966.2004.08395.x>
- Vincenzo F, Kobayashi C (2018) Evolution of N/O ratios in galaxies from cosmological hydrodynamical simulations. *Mon Not R Astron Soc* 478:155–166. <https://doi.org/10.1093/mnras/sty1047>. arXiv:1801.07911
- Vincenzo F, Belfiore F, Maiolino R, Matteucci F, Ventura P (2016a) Nitrogen and oxygen abundances in the local universe. *Mon Not R Astron Soc* 458:3466–3477. <https://doi.org/10.1093/mnras/stw532>. arXiv:1603.00460
- Vincenzo F, Matteucci F, Belfiore F, Maiolino R (2016b) Modern yields per stellar generation: the effect of the IMF. *Mon Not R Astron Soc* 455:4183–4190. <https://doi.org/10.1093/mnras/stv2598>. arXiv:1503.08300
- Vladilo G, Abate C, Yin J, Cescutti G, Matteucci F (2011) Silicon depletion in damped Ly α systems. The S/Zn method. *Astron Astrophys* 530:A33. <https://doi.org/10.1051/0004-6361/201016330>
- Vogelsberger M, Genel S, Springel V, Torrey P, Sijacki D, Xu D, Snyder G, Nelson D, Hernquist L (2014) Introducing the Illustris Project: simulating the coevolution of dark and visible matter in the Universe. *Mon Not R Astron Soc* 444:1518–1547. <https://doi.org/10.1093/mnras/stu1536>. arXiv:1405.2921
- Vogt FPA, Dopita MA, Kewley LJ, Sutherland RS, Scharwächter J, Basurrah HM, Ali A, Amer MA (2014) Galaxy emission line classification using three-dimensional line ratio diagrams. *Astrophys J* 793:127. <https://doi.org/10.1088/0004-637X/793/2/127>. arXiv:1406.5186
- Vreeswijk PM, Savaglio S, Gal-Yam A, De Cia A, Quimby RM, Sullivan M, Cenko SB, Perley DA, Filippenko AV, Clubb KI, Taddia F, Sollerman J, Leloudas G, Arcavi I, Rubin A, Kasliwal MM, Cao Y, Yaron O, Tal D, Ofek EO, Capone J, Kutyrev AS, Toy V, Nugent PE, Laher R, Surace J, Kulkarni

- SR (2014) The hydrogen-poor superluminous supernova iPTF 13ajg and its host galaxy in absorption and emission. *Astrophys J* 797:24. <https://doi.org/10.1088/0004-637X/797/1/24>. arXiv:1409.8287
- Walborn NR, Lennon DJ, Haser SM, Kudritzki RP, Voels SA (1995) The physics of massive OB stars in different parent galaxies. I: Ultraviolet and optical spectral morphology in the Magellanic Clouds. *Publ Astron Soc Pac* 107:104–119. <https://doi.org/10.1086/133524>
- Walcher CJ, Coelho P, Gallazzi A, Charlot S (2009) Differential stellar population models: how to reliably measure [Fe/H] and α [Fe] in galaxies. *Mon Not R Astron Soc* 398:L44–L48. <https://doi.org/10.1111/j.1745-3933.2009.00705.x>. arXiv:0906.5000
- Walsh JR, Roy JR (1989) Optical spectroscopic and abundance mapping of the amorphous galaxy NGC 5253. *Mon Not R Astron Soc* 239:297–324. <https://doi.org/10.1093/mnras/239.2.297>
- Wang H, Zhou H, Yuan W, Wang T (2012) Metallicity and Quasar outflows. *Astrophys J Lett* 751:L23. <https://doi.org/10.1088/2041-8205/751/2/L23>. arXiv:1204.5234
- Wang X, Jones TA, Treu T, Morishita T, Abramson LE, Brammer GB, Huang KH, Malkan MA, Schmidt KB, Fontana A, Grillo C, Henry AL, Karman W, Kelly PL, Mason CA, Mercurio A, Rosati P, Sharon K, Trenti M, Vulcani B (2017) The Grism Lens-amplified Survey from Space (GLASS). X. Sub-kiloparsec resolution gas-phase metallicity maps at cosmic noon behind the hubble frontier fields cluster MACS1149.6+2223. *Astrophys J* 837:89. <https://doi.org/10.3847/1538-4357/aa603c>. arXiv:1610.07558
- Wang X, Jones TA, Treu T, Hirtenstein J, Brammer GB, Daddi E, Meng XL, Morishita T, Abramson LE, Henry AL, Peng Y, Schmidt KB, Sharon K, Trenti M, Vulcani B (2018) Discovery of strongly inverted metallicity gradients in dwarf galaxies at $z \sim 2$. arXiv:1808.08800 (arXiv e-prints)
- Weiner BJ, Coil AL, Prochaska JX, Newman JA, Cooper MC, Bundy K, Conselice CJ, Dutton AA, Faber SM, Koo DC, Lotz JM, Rieke GH, Rubin KHR (2009) Ubiquitous outflows in DEEP2 spectra of star-forming galaxies at $z = 1.4$. *Astrophys J* 692:187–211. <https://doi.org/10.1088/0004-637X/692/1/187>. arXiv:0804.4686
- Werk JK, Putman ME, Meurer GR, Santiago-Figueroa N (2011) Metal transport to the gaseous outskirts of galaxies. *Astrophys J* 735:71. <https://doi.org/10.1088/0004-637X/735/2/71>. arXiv:1104.3897
- Werk JK, Prochaska JX, Tumlinson J, Peebles MS, Tripp TM, Fox AJ, Lehner N, Thom C, O'Meara JM, Ford AB, Bordoloi R, Katz N, Tejos N, Oppenheimer BD, Davé R, Weinberg DH (2014) The COS-Halos survey: physical conditions and baryonic mass in the low-redshift circumgalactic medium. *Astrophys J* 792:8. <https://doi.org/10.1088/0004-637X/792/1/8>. arXiv:1403.0947
- Werner MW, Roellig TL, Low FJ, Rieke GH, Rieke M, Hoffmann WF, Young E, Houck JR, Brandl B, Fazio GG, Hora JL, Gehrz RD, Helou G, Soifer BT, Stauffer J, Keene J, Eisenhardt P, Gallagher D, Gautier TN, Irace W, Lawrence CR, Simmons L, Van Cleve JE, Jura M, Wright EL, Cruikshank DP (2004) The spitzer space telescope mission. *Astrophys J Supp* 154:1–9. <https://doi.org/10.1086/422992>. arXiv:astro-ph/0406223
- Westmoquette MS, James B, Monreal-Ibero A, Walsh JR (2013) Piecing together the puzzle of NGC 5253: abundances, kinematics and WR stars. *Astron Astrophys* 550:A88. <https://doi.org/10.1051/0004-6361/201220580>. arXiv:1212.2385
- Wilkinson DM, Maraston C, Goddard D, Thomas D, Parikh T (2017) FIREFLY (Fitting IteRativEly For Likelihood analYsis): a full spectral fitting code. *Mon Not R Astron Soc* 472:4297–4326. <https://doi.org/10.1093/mnras/stx2215>. arXiv:1711.00865
- Williams RJ, Maiolino R, Santini P, Marconi A, Cresci G, Mannucci F, Lutz D (2014) Dynamics and metallicity of far-infrared selected galaxies. *Mon Not R Astron Soc* 443:3780–3794. <https://doi.org/10.1093/mnras/stu1422>. arXiv:1405.3664
- Wiseman P, Schady P, Bolmer J, Krühler T, Yates RM, Greiner J, Fynbo JPU (2017) Evolution of the dust-to-metals ratio in high-redshift galaxies probed by GRB-DLAs. *Astron Astrophys* 599:A24. <https://doi.org/10.1051/0004-6361/201629228>. arXiv:1607.00288
- Wolfe AM, Turnshek DA, Smith HE, Cohen RD (1986) Damped Lyman-alpha absorption by disk galaxies with large redshifts. I—The Lick survey. *Astrophys J Supp*. 61:249–304. <https://doi.org/10.1086/191114>
- Wolfe AM, Gawiser E, Prochaska JX (2005) Damped Ly α systems. *Annu Rev Astron Astrophys* 43:861–918. <https://doi.org/10.1146/annurev.astro.42.053102.133950>. arXiv:astro-ph/0509481
- Worthey G (1994) Comprehensive stellar population models and the disentanglement of age and metallicity effects. *Astrophys J Supp* 95:107–149. <https://doi.org/10.1086/192096>
- Worthey G, Ottaviani DL (1997) H γ and H δ absorption features in stars and stellar populations. *Astrophys J Supp* 111:377–386. <https://doi.org/10.1086/313021>

- Worthey G, Faber SM, Gonzalez JJ, Burstein D (1994) Old stellar populations. 5: absorption feature indices for the complete LICK/IDS sample of stars. *Astrophys J Supp* 94:687–722. <https://doi.org/10.1086/192087>
- Wright SA, Larkin JE, Law DR, Steidel CC, Shapley AE, Erb DK (2009) Dynamics of galactic disks and mergers at $z \sim 1.6$: spatially resolved spectroscopy with keck laser guide star adaptive optics. *Astrophys J* 699:421–440. <https://doi.org/10.1088/0004-637X/699/1/421>. arXiv:0810.5599
- Wright SA, Larkin JE, Graham JR, Ma C (2010) The presence of weak active galactic nuclei in high redshift star-forming galaxies. *Astrophys J* 711:1291–1296. <https://doi.org/10.1088/0004-637X/711/2/1291>. arXiv:1001.5041
- Wu PF, Kudritzki RP, Tully RB, Neill JD (2015) The influence of galaxy surface brightness on the mass–metallicity relation. *Astrophys J* 810:151. <https://doi.org/10.1088/0004-637X/810/2/151>. arXiv:1508.00015
- Wu PF, Zahid HJ, Hwang HS, Geller MJ (2017) The dependence of the mass–metallicity relation on large-scale environment. *Mon Not R Astron Soc* 468:1881–1892. <https://doi.org/10.1093/mnras/stx597>. arXiv:1702.03323
- Wu YZ, Zhang SN, Zhao YH, Zhang W (2016) Mass–metallicity relation for local star-forming galaxies. *Mon Not R Astron Soc* 457:2929–2935. <https://doi.org/10.1093/mnras/stw113>. arXiv:1601.03527
- Wuyts E, Rigby JR, Sharon K, Gladders MD (2012) Constraints on the low-mass end of the mass–metallicity relation at $z = 1-2$ from Lensed Galaxies. *Astrophys J* 755:73. <https://doi.org/10.1088/0004-637X/755/1/73>. arXiv:1202.5267
- Wuyts E, Kurk J, Förster Schreiber NM, Genzel R, Wisnioski E, Bandara K, Wuyts S, Beifiori A, Bender R, Brammer GB, Burkert A, Buschkamp P, Carollo CM, Chan J, Davies R, Eisenhauer F, Fossati M, Kulkarni SK, Lang P, Lilly SJ, Lutz D, Mancini C, Mendel JT, Momcheva IG, Naab T, Nelson EJ, Renzini A, Rosario D, Saglia RP, Seitz S, Sharples RM, Sternberg A, Tacchella S, Tacconi LJ, van Dokkum P, Wilman DJ (2014a) A consistent study of metallicity evolution at $0.8 < z < 2.6$. *Astrophys J Lett* 789:L40. <https://doi.org/10.1088/2041-8205/789/2/L40>. arXiv:1405.6590
- Wuyts E, Rigby JR, Gladders MD, Sharon K (2014b) A magnified view of the kinematics and morphology of RCSGA 032727–132609: zooming in on a merger at $z = 1.7$. *Astrophys J* 781:61. <https://doi.org/10.1088/0004-637X/781/2/61>. arXiv:1312.1564
- Wuyts E, Wisnioski E, Fossati M, Förster Schreiber NM, Genzel R, Davies R, Mendel JT, Naab T, Röttgers B, Wilman DJ, Wuyts S, Bandara K, Beifiori A, Belli S, Bender R, Brammer GB, Burkert A, Chan J, Galametz A, Kulkarni SK, Lang P, Lutz D, Momcheva IG, Nelson EJ, Rosario D, Saglia RP, Seitz S, Tacconi LJ, Tadaki Ki, Übler H, van Dokkum P (2016) The evolution of metallicity and metallicity gradients from $z = 2.7$ to 0.6 with KMOS^{3D}. *Astrophys J* 827:74. <https://doi.org/10.3847/0004-637X/827/1/74>. arXiv:1603.01139
- Xia L, Malhotra S, Rhoads J, Pirzkal N, Straughn A, Finkelstein S, Cohen S, Kuntschner H, Kümmel M, Walsh J, Windhorst RA, O’Connell R (2012) Metallicities of emission-line galaxies from HST ACS PEARS and HST WFC3 ERS grism spectroscopy at $0.6 < z < 2.4$. *Astrophys J* 144:28. <https://doi.org/10.1088/0004-6256/144/1/28>. arXiv:1205.3172
- Xiao L, Stanway ER (2018) Emission-line diagnostics of nearby H II regions including interacting binary populations. *Mon Not R Astron Soc* 477:904–934. <https://doi.org/10.1093/mnras/sty646>. arXiv:1801.07068
- Xu F, Bian F, Shen Y, Zuo W, Fan X, Zhu Z (2018) The Evolution of chemical abundance in quasar broad line region. *Mon Not R Astron Soc* <https://doi.org/10.1093/mnras/sty1763>. arXiv:1807.01978
- Yabe K, Ohta K, Iwamuro F, Yuma S, Akiyama M, Tamura N, Kimura M, Takato N, Moritani Y, Sumiyoshi M, Maihara T, Silverman J, Dalton G, Lewis I, Bonfield D, Lee H, Curtis Lake E, Macaulay E, Clarke F (2012) NIR spectroscopy of star-forming galaxies at $z \sim 1.4$ with Subaru/FMOS: the mass–metallicity relation. *Publ Astron Soc Jpn* 64:60. <https://doi.org/10.1093/pasj/64.3.60>. arXiv:1112.3704
- Yabe K, Ohta K, Iwamuro F, Akiyama M, Tamura N, Yuma S, Kimura M, Takato N, Moritani Y, Sumiyoshi M, Maihara T, Silverman J, Dalton G, Lewis I, Bonfield D, Lee H, Curtis-Lake E, Macaulay E, Clarke F (2014) The mass–metallicity relation at $z \sim 1.4$ revealed with Subaru/FMOS. *Mon Not R Astron Soc* 437:3647–3663. <https://doi.org/10.1093/mnras/stt2185>. arXiv:1311.2624
- Yabe K, Ohta K, Akiyama M, Bunker A, Dalton G, Ellis R, Glazebrook K, Goto T, Imanishi M, Iwamuro F, Okada H, Shimizu I, Takato N, Tamura N, Tonegawa M, Totani T (2015a) The Subaru FMOS Galaxy Redshift Survey (FastSound). III. The mass–metallicity relation and the fundamental metallicity relation at $z \sim 1.4$. *Publ Astron Soc Jpn* 67:102. <https://doi.org/10.1093/pasj/psv079>. arXiv:1508.01512

- Yabe K, Ohta K, Akiyama M, Iwamuro F, Tamura N, Yuma S, Dalton G, Lewis I (2015b) The Gas inflow and outflow rate in star-forming galaxies at $z \sim 1.4$. *Astrophys J* 798:45. <https://doi.org/10.1088/0004-637X/798/1/45>. arXiv:1410.7147
- Yanny B, Rockosi C, Newberg HJ, Knapp GR, Adelman-McCarthy JK, Alcorn B, Allam S, Allende Prieto C, An D, Anderson KSJ, Anderson S, Bailer-Jones CAL, Bastian S, Beers TC, Bell E, Belokurov H, Bizyaev D, Blythe N, Bochanski JJ, Boroski WN, Brinchmann J, Brinkmann J, Brewington H, Carey L, Cudworth KM, Evans M, Evans NW, Gates E, Gänsicke BT, Gillespie B, Gilmore G, Nebot Gomez-Moran A, Grebel EK, Greenwell J, Gunn JE, Jordan C, Jordan W, Harding P, Harris H, Hendry JS, Holder D, Ivans II, Ivezić Ž, Jester S, Johnson JA, Kent SM, Kleinman S, Kniazev A, Krzesinski J, Kron R, Kuropatkin N, Lebedeva S, Lee YS, French Leger R, Lépine S, Levine S, Lin H, Long DC, Loomis C, Lupton R, Malanushenko O, Malanushenko V, Margon B, Martinez-Delgado D, McGehee P, Monet D, Morrison HL, Munn JA, Neilsen EH Jr, Nitta A, Norris JE, Oravetz D, Owen R, Padmanabhan N, Pan K, Peterson RS, Pier JR, Platson J, Re Fiorentin P, Richards GT, Rix HW, Schlegel DJ, Schneider DP, Schreiber MR, Schwobe A, Sibley V, Simmons A, Snedden SA, Allyn Smith J, Stark L, Stauffer F, Steinmetz M, Stoughton C, SubbaRao M, Szalay A, Szkody P, Thakar AR, Sivarani T, Tucker D, Uomoto A, Vanden Berk D, Vidrih S, Wadadekar Y, Watters S, Wilhelm R, Wyse RFG, Yarger J, Zucker D (2009) SEGUE: a spectroscopic survey of 240,000 stars with $g = 14$ –20. *Astrophys J* 137:4377–4399. <https://doi.org/10.1088/0004-6256/137/5/4377>. arXiv:0902.1781
- Yates RM, Kauffmann G (2014) Dilution in elliptical galaxies: implications for the relation between metallicity, stellar mass and star formation rate. *Mon Not R Astron Soc*. <https://doi.org/10.1093/mnras/stu233>. arXiv:1310.5151
- Yates RM, Kauffmann G, Guo Q (2012) The relation between metallicity, stellar mass and star formation in galaxies: an analysis of observational and model data. *Mon Not R Astron Soc* 422:215–231. <https://doi.org/10.1111/j.1365-2966.2012.20595.x>. arXiv:1107.3145
- Yuan TT, Kewley LJ (2009) First direct metallicity measurement of a lensed star-forming galaxy at $z = 1.7$. *Astrophys J Lett* 699:L161–L164. <https://doi.org/10.1088/0004-637X/699/2/L161>. arXiv:0906.0371
- Yuan TT, Kewley LJ, Swinbank AM, Richard J, Livermore RC (2011) Metallicity gradient of a lensed face-on spiral galaxy at redshift 1.49. *Astrophys J Lett* 732:L14. <https://doi.org/10.1088/2041-8205/732/1/L14>. arXiv:1103.3277
- Yuan TT, Kewley LJ, Richard J (2013) The metallicity evolution of star-forming galaxies from redshift 0 to 3: combining magnitude-limited survey with gravitational lensing. *Astrophys J* 763:9. <https://doi.org/10.1088/0004-637X/763/1/9>. arXiv:1211.6423
- Zafar T, Centurión M, Péroux C, Molaro P, D’Odorico V, Vladilo G, Popping A (2014) The ESO UVES advanced data products quasar sample—III. Evidence of bimodality in the $[N/\alpha]$ distribution. *Mon Not R Astron Soc* 444:744–756. <https://doi.org/10.1093/mnras/stu1473>. arXiv:1407.8306
- Zahedy FS, Chen HW, Johnson SD, Pierce RM, Rauch M, Huang YH, Weiner BD, Gauthier JR (2018) Characterizing circumgalactic gas around massive ellipticals at $z_{sim} 0.4$ —II. Physical Properties and elemental abundances. arXiv:1809.05115 (arXiv e-prints)
- Zahid HJ, Kewley LJ, Bresolin F (2011) The Mass-metallicity and luminosity–metallicity relations from DEEP2 at $z \sim 0.8$. *Astrophys J* 730:137. <https://doi.org/10.1088/0004-637X/730/2/137>. arXiv:1006.4877
- Zahid HJ, Dima GI, Kewley LJ, Erb DK, Davé R (2012) A census of oxygen in star-forming galaxies: an empirical model linking metallicities, star formation rates, and outflows. *Astrophys J* 757:54. <https://doi.org/10.1088/0004-637X/757/1/54>. arXiv:1207.5509
- Zahid HJ, Geller MJ, Kewley LJ, Hwang HS, Fabricant DG, Kurtz MJ (2013) The Chemical evolution of star-forming galaxies over the last 11 billion years. *Astrophys J Lett* 771:L19. <https://doi.org/10.1088/2041-8205/771/2/L19>. arXiv:1303.5987
- Zahid HJ, Dima GI, Kudritzki RP, Kewley LJ, Geller MJ, Hwang HS, Silverman JD, Kashino D (2014a) The universal relation of galactic chemical evolution: the origin of the mass–metallicity relation. *Astrophys J* 791:130. <https://doi.org/10.1088/0004-637X/791/2/130>. arXiv:1404.7526
- Zahid HJ, Kashino D, Silverman JD, Kewley LJ, Daddi E, Renzini A, Rodighiero G, Nagao T, Arimoto N, Sanders DB, Kartaltepe J, Lilly SJ, Maier C, Geller MJ, Capak P, Carollo CM, Chu J, Hasinger G, Ilbert O, Kajisawa M, Koekemoer AM, Kovacs K, Le Fèvre O, Masters D, McCracken HJ, Onodera M, Scoville N, Strazzullo V, Sugiyama N, Taniguchi Y, COSMOS Team (2014b) The FMOS-COSMOS Survey of star-forming galaxies at $z \sim 1.6$. II. The mass–metallicity relation and the dependence on star formation rate and dust extinction. *Astrophys J* 792:75. <https://doi.org/10.1088/0004-637X/792/1/75>. arXiv:1310.4950

- Zahid HJ, Torrey P, Vogelsberger M, Hernquist L, Kewley L, Davé R (2014c) Empirical constraints for the magnitude and composition of galactic winds. *Astrophys Sp Sci* 349:873–879. <https://doi.org/10.1007/s10509-013-1666-0>. arXiv:1307.5909
- Zahid HJ, Kudritzki RP, Conroy C, Andrews B, Ho IT (2017) Stellar absorption line analysis of local star-forming galaxies: the relation between stellar mass, metallicity, dust attenuation, and star formation rate. *Astrophys J* 847:18. <https://doi.org/10.3847/1538-4357/aa88ae>. arXiv:1708.07107
- Zappacosta L, Nicastro F, Maiolino R, Tagliaferri G, Buote DA, Fang T, Humphrey PJ, Gastaldello F (2010) Studying the WHIM content of large-scale structures along the line of sight to H 2356–309. *Astrophys J* 717:74–84. <https://doi.org/10.1088/0004-637X/717/1/74>. arXiv:1004.5359
- Zappacosta L, Nicastro F, Krongold Y, Maiolino R (2012) An X-ray WHIM metal absorber from a Mpc-scale empty region of space. *Astrophys J* 753:137. <https://doi.org/10.1088/0004-637X/753/2/137>. arXiv:1202.5237
- Zaritsky D, Kennicutt RC Jr, Huchra JP (1994) HII regions and the abundance properties of spiral galaxies. *Astrophys J* 420:87–109. <https://doi.org/10.1086/173544>
- van Zee L, Haynes MP (2006) Oxygen and nitrogen in isolated dwarf irregular galaxies. *Astrophys J* 636:214–239. <https://doi.org/10.1086/498017>. arXiv:astro-ph/0509677
- van Zee L, Salzer JJ, Haynes MP (1998) Abundances in spiral galaxies: evidence for primary nitrogen production. *Astrophys J Lett* 497:L1–L4. <https://doi.org/10.1086/311263>. arXiv:astro-ph/9802147
- Zepf SE, Silk J (1996) On the effects of bursts of massive star formation during the evolution of elliptical galaxies. *Astrophys J* 466:114. <https://doi.org/10.1086/177496>. arXiv:astro-ph/9601166
- Zetterlund E, Levesque EM, Leitherer C, Danforth CW (2015) Ultraviolet ISM diagnostics for star-forming galaxies. I. Tracers of metallicity and extinction. *Astrophys J* 805:151. <https://doi.org/10.1088/0004-637X/805/2/151>. arXiv:1504.00011
- Zhang HX, Puzia TH, Peng EW, Liu C, Côté P, Ferrarese L, Duc PA, Eigenthaler P, Lim S, Lançon A, Muñoz RP, Roediger J, Sánchez-Janssen R, Taylor MA, Yu J (2018a) Stellar population properties of ultracompact dwarfs in M87: a mass–metallicity correlation connecting low-metallicity globular clusters and compact ellipticals. *Astrophys J* 858:37. <https://doi.org/10.3847/1538-4357/aab88a>. arXiv:1803.07577
- Zhang K, Yan R, Bundy K, Bershadly M, Haffner LM, Walterbos R, Maiolino R, Tremonti C, Thomas D, Drory N, Jones A, Belfiore F, Sánchez SF, Diamond-Stanic AM, Bizyaev D, Nitschelm C, Andrews B, Brinkmann J, Brownstein JR, Cheung E, Li C, Law DR, Roman Lopes A, Oravetz D, Pan K, Storch Bergmann T, Simmons A (2017) SDSS-IV MaNGA: the impact of diffuse ionized gas on emission-line ratios, interpretation of diagnostic diagrams and gas metallicity measurements. *MNRAS* 466:3217–3243. <https://doi.org/10.1093/mnras/stw3308>. arXiv:1612.02000
- Zhang S, Wang QD, Ji L, Smith RK, Foster AR, Zhou X (2014) Spectral modeling of the charge-exchange X-ray emission from M82. *Astrophys J* 794:61. <https://doi.org/10.1088/0004-637X/794/1/61>. arXiv:1408.3207
- Zhang ZY, Romano D, Ivison RJ, Papadopoulos PP, Matteucci F (2018b) Stellar populations dominated by massive stars in dusty starburst galaxies across cosmic time. *Nature* 558:260–263. <https://doi.org/10.1038/s41586-018-0196-x>. arXiv:1806.01280
- Zinchenko IA, Pilyugin LS, Grebel EK, Sánchez SF, Vilchez JM (2016) Oxygen abundance maps of CALIFA galaxies. *Mon Not R Astron Soc* 462:2715–2733. <https://doi.org/10.1093/mnras/stw1857>. arXiv:1607.07190
- Zoccali M, Vasquez S, Gonzalez OA, Valenti E, Rojas-Arriagada A, Minniti J, Rejkuba M, Minniti D, McWilliam A, Babusiaux C, Hill V, Renzini A (2017) The GIRAFFE Inner Bulge Survey (GIBS). III. Metallicity distributions and kinematics of 26 Galactic bulge fields. *Astron Astrophys* 599:A12. <https://doi.org/10.1051/0004-6361/201629805>. arXiv:1610.09174
- Zoldan A, De Lucia G, Xie L, Fontanot F, Hirschmann M (2017) H I-selected galaxies in hierarchical models of galaxy formation and evolution. *Mon Not R Astron Soc* 465:2236–2253. <https://doi.org/10.1093/mnras/stw2901>. arXiv:1610.02042