



Publication Year	2018
Acceptance in OA	2020-12-04T10:47:57Z
Title	Brown dwarf companion with a period of 4.6 yr interacting with the hot Jupiter CoRoT-20 b
Authors	Rey, J., Bouchy, F., Stalport, M., Deleuil, M., Hébrard, G., Almenara, J. M., Alonso, R., Barros, S. C. C., BONOMO, ALDO STEFANO, Cazalet, G., Delisle, J. B., Díaz, R. F., Fridlund, M., Guenther, E. W., Guillot, T., Montagnier, G., Moutou, C., Lovis, C., Queloz, D., Santerne, A., Udry, S.
Publisher's version (DOI)	10.1051/0004-6361/201833180
Handle	http://hdl.handle.net/20.500.12386/28698
Journal	ASTRONOMY & ASTROPHYSICS
Volume	619

A 4.6-year period brown-dwarf companion interacting with the hot-Jupiter CoRoT-20 b [★]

J. Rey¹, F. Bouchy¹, M. Stalport¹, M. Deleuil², G. Hébrard^{3,4}, J. M. Almenara¹, R. Alonso^{5,6}, S. C. C. Barros¹⁶, A. Bonomo⁷, G. Cazalet², J. B. Delisle¹, R. F. Díaz^{8,9}, M. Fridlund^{10,11}, E. W. Guenther^{5,12}, T. Guillot¹³, G. Montagnier^{3,4}, C. Moutou¹⁴, C. Lovis¹, D. Queloz¹⁵, A. Santerne², and S. Udry¹

¹ Observatoire Astronomique de l'Université de Genève, 51 Chemin des Maillettes, 1290 Versoix, Switzerland

² Aix Marseille Université, CNRS, Laboratoire d'Astrophysique de Marseille UMR 7326, 13388 Marseille cedex 13, France

³ Institut d'Astrophysique de Paris, UMR7095 CNRS, Université Pierre & Marie Curie, 98bis boulevard Arago, 75014 Paris, France

⁴ Observatoire de Haute Provence, CNRS, Aix Marseille Université, Institut Pythéas UMS 3470, 04870 Saint-Michel-l'Observatoire, France

⁵ Instituto de Astrofísica de Canarias, C. Via Lactea S/N, 38205, La Laguna, Tenerife, Spain

⁶ Universidad de La Laguna, Dept. de Astrofísica, 38206, La Laguna, Tenerife, Spain

⁷ INAF – Osservatorio Astrofisico di Torino, via Osservatorio 20, I-10025 Pino Torinese, Italy

⁸ Universidad de Buenos Aires, Facultad de Ciencias Exactas y Naturales. Buenos Aires, Argentina

⁹ CONICET - Universidad de Buenos Aires. Instituto de Astronomía y Física del Espacio (IAFE). Buenos Aires, Argentina

¹⁰ Department of Earth and Space Sciences, Chalmers University of Technology, Onsala Space Observatory, SE-439 92 Onsala, Sweden

¹¹ Leiden Observatory, University of Leiden, PO Box 9513, NL-2300 RA Leiden, the Netherlands

¹² Thüringer Landessternwarte Tautenburg, Sternwarte 5, 07778, Tautenburg, Germany guenther@tls-tautenburg.de

¹³ Université Côte d'Azur, OCA, CNRS, Nice, France

¹⁴ CNRS, Canada-France-Hawaii Telescope Corporation, 65-1238 Mamalahoa Hwy., Kamuela, HI-96743, USA

¹⁵ Astrophysics Group, Cavendish Laboratory, J.J. Thomson Avenue, Cambridge CB3 0HE, UK

¹⁶ Instituto de Astrofísica e Ciências do Espaço, Universidade do Porto, CAUP, Rua das Estrelas, 4150-762 Porto, Portugal

Received; accepted

ABSTRACT

We report the discovery of an additional substellar companion in the CoRoT-20 system based on six years of HARPS and SOPHIE radial velocity follow-up. CoRoT-20 c has a minimum mass of $17 \pm 1 M_{Jup}$ and it orbits the host star in 4.59 ± 0.05 years, with an orbital eccentricity of 0.60 ± 0.03 . This is the first identified system with an eccentric hot Jupiter and an eccentric massive companion. The discovery of the latter might be an indication of the migration mechanism of the hot Jupiter, via Lidov-Kozai effect. We explore the parameter space to determine which configurations would trigger this type of interactions.

Key words. Techniques:radial velocities – brown dwarfs – planetary systems - Stars:low-mass – Stars:individual:CoRoT-20 - planets and satellites: dynamical evolution and stability

1. Introduction

Since the discovery of the first hot Jupiter, 51 Peg b (Mayor & Queloz 1995), the formation and evolution of short-period massive planets has been a subject of debate. They were long thought to form beyond the ice line, followed by an inward migration (Lin et al. 1996), but it has been shown recently that they can also form in situ, via core accretion (e.g. Boley et al. 2016; Batygin et al. 2016). In the first scenario, several migration processes are possible, like disk-driven migration (Goldreich & Tremaine 1980; Lin & Papaloizou 1986; Ward 1997; Tanaka et al. 2002) or tidal migration (Fabrycky & Tremaine 2007; Wu et al. 2007; Chatterjee et al. 2008; Nagasawa et al. 2008). Fingerprints of the different mechanisms can be found in the orbital characteristics of the hot Jupiters. The ones in eccentric and/or misaligned or-

bits are frequently presented as the result of multi-body migration mechanisms, like Lidov-Kozai (Lidov 1962; Kozai 1962; Mazeh & Shaham 1979; Eggleton & Kiseleva-Eggleton 2001; Wu & Murray 2003), gravitational scattering (Weidenschilling & Marzari 1996; Rasio & Ford 1996; Ford et al. 2001) or secular migration (Wu & Lithwick 2011). To determine how important is the role of multi-body migration in the production of hot Jupiters, a first step is to identify the perturbing body and constrain its orbital parameters. At least a dozen multiplanetary systems including a hot Jupiter and a massive companion with a fully-probed orbit have been identified by radial velocity and transit surveys (e.g. Wright et al. 2009; Damasso et al. 2015; Triaud et al. 2017). Moreover, follow-up surveys have been carried out to specifically find these companions and estimate their occurrence rate. Three examples of this are the *Friends of hot Jupiters* survey carried out at Keck with the HIRES spectrograph (Knutson et al. 2014; Ngo et al. 2015; Piskorz et al. 2015; Ngo et al. 2016), the long-term follow-up of WASP hot Jupiters with CORALIE (Neveu-VanMalle et al. 2016), and the GAPS

[★] Based on observations collected with the SOPHIE spectrograph on the 1.93-m telescope at Observatoire de Haute-Provence (CNRS), France, and with the HARPS spectrograph (Prog. 188.C-0779) at the 3.6-m telescope at La Silla Observatory.

programme with HARPS-N (Bonomo et al. 2017). The reported discoveries of an outer massive body in hot-Jupiter systems, especially those presenting high eccentricities, create ideal conditions for the Lidov-Kozai mechanism to occur. The exchange of angular momentum between the inner and outer bodies induces secular oscillations in the eccentricity and inclination of the inner planet, known as Lidov-Kozai cycles. At each phase of high eccentricity, strong tidal dissipation occurs in the inner planet when it passes through perihelion, resulting in an inward migration. As the planet gets closer to the star, the combined effect of tides in the star, its oblateness, and general relativity, counterbalances more efficiently the Kozai cycles, and their amplitude decreases towards the highest value of the eccentricity. Ultimately, these oscillations are annihilated. At that time, the planet will circularize under the action of tidal effects, and its semi-major axis will decrease at a higher rate (see Fig. 1 from Wu & Murray 2003).

However it is not evident if the identified companions actually play the role of perturbing the hot Jupiter. In fact, Knutson et al. (2014) did not find any statistically significant difference between the frequency of additional companions in systems with a circular and well-aligned hot Jupiter orbit, and those eccentric and/or misaligned. Other studies suggest that misalignments could also be primordial (Spalding & Batygin 2015; Thies et al. 2011), meaning that inclined hot Jupiters could also arise via disk-driven migration. Moreover, a statistical study performed on a sample of six hot Jupiters orbiting cool stars, with measured obliquities, and with outer companions identified (Becker et al. 2017), showed that these outer companions should typically orbit within 20-30 degrees of the plane that contains the hot Jupiter, suggesting that not many systems have the necessary architecture for processes such as Kozai-Lidov to operate. Therefore, it is important to know not only which fraction of hot Jupiters have a massive companion, but also which fraction of these companions are actually capable of triggering the migration.

CoRoT-20 is one of the planetary systems discovered by the CoRoT space mission (Baglin et al. 2009; Moutou et al. 2013). This system is composed of a 14.7-magnitude G-type star hosting a very high density transiting giant planet, CoRoT-20b (Deleuil et al. 2012), in an eccentric orbit of 9.24 days of period. It was identified thanks to three CoRoT photometric transits, and characterized with 15 radial velocity measurements using HARPS, FIES and SOPHIE spectrographs. In this paper, we report a new substellar companion orbiting CoRoT-20 thanks to six years of additional observations obtained with HARPS and SOPHIE spectrographs. CoRoT-20 is the first identified system with an eccentric hot Jupiter ($e \geq 0.2$) and an eccentric massive companion with a fully probed orbit. Therefore, it represents an excellent candidate to test tidal migration models. Because the mutual inclination of the two companions is unknown, we explore the parameter space to provide possible configurations that trigger the migration via Lidov-Kozai effect.

2. Spectroscopic follow-up

A long-term radial velocity monitoring of CoRoT-20 was done with HARPS spectrograph (Mayor et al. 2003) from November 2011 to September 2013 and with SOPHIE spectrograph (Perruchot et al. 2008; Bouchy et al. 2009a) from October 2013 to November 2017. A total of 33 new radial velocity (RV) measurements spanning six years were obtained and are listed in Table 2. Previous observations from the discovery paper of CoRoT-20b (Deleuil et al. 2012), obtained between December 2010 and Jan-

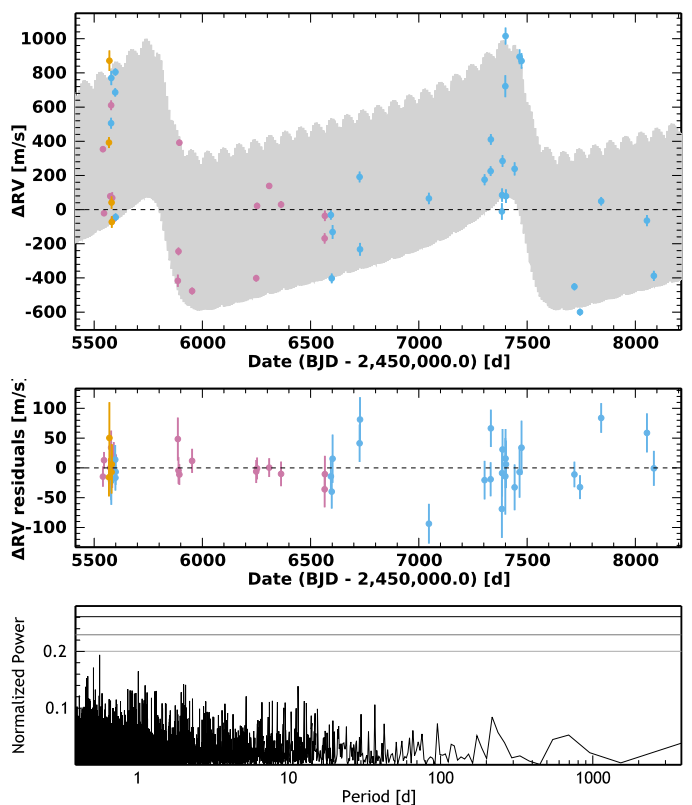


Fig. 1. Radial velocity curve (top) and residuals (middle) of CoRoT-20 from FIES (orange), HARPS (purple) and SOPHIE (blue). Generalized Lomb-Scargle (GLS) periodogram (bottom) of the radial velocities after subtraction of the two orbits. False alarm probability levels are plotted for 50%, 10% and 1%.

uary 2011, are also included in our analysis. HARPS observing mode was exactly the same as described in Deleuil et al. (2012).

SOPHIE spectroscopic observations were done using the slow reading mode of the detector and high-efficiency (HE) objAB mode of the spectrograph, providing a spectral resolution of 39000 at 550nm, and where fiber B is used to monitor the sky background. The on-line data reduction pipeline was used to extract the spectra. The signal-to-noise (S/N) per pixel at 550 nm, obtained in 1-h exposures, is between 11 and 24. The radial velocities are derived by cross-correlating spectra with a numerical G2V mask (Baranne et al. 1996; Pepe et al. 2002). We also derive the FWHM, contrast and bisector span of the Cross-Correlation Function (CCF) as described by Queloz et al. (2001). Some measurements contaminated by the Moon (flagged in Table 2), are corrected following the procedure described by Bonomo et al. (2010). The charge transfer inefficiency (CTI) of the SOPHIE CCD, a systematic effect that affects the RVs at low S/N (Bouchy et al. 2009b), is also corrected following the empirical function described by Santerne et al. (2012). Finally, the long-term instrumental instability was monitored thanks to the systematic observation in HE mode of the RV standard stars HD185144 and HD9407, known to be stable at the level of a few ms^{-1} (Bouchy et al. 2013). We interpolate the RV variations of these standards and use it to correct our measurements following the procedure described by Courcol et al. (2015). When no correction was possible, we quadratically added $13 ms^{-1}$ to the uncertainties, that corresponds to the dispersion of the RV standard stars in HE mode (Santerne et al. 2016). Two SOPHIE spectra taken on 2013 March 25 and 26 were removed from our analysis

due to a very low S/N and a strong contamination caused by the presence of the full Moon.

3. Analysis and results

3.1. Orbit fitting with DACE

For the orbital fitting and parameter determination, we used the Data and Analysis Center for Exoplanets (DACE¹). DACE is a web platform dedicated to exoplanet data visualization and analysis. In particular, its tools for radial velocity analysis allow us to fit a preliminary solution by using the periodogram of our RVs. The analytical method used to estimate these parameters is described in Delisle et al. (2016). We used this approach to fit a two-Keplerian model to the SOPHIE, HARPS and FIES data. For the hot Jupiter solution, the period and primary transit epoch are fixed to the values derived from the photometric analysis of Deleuil et al. (2012) and listed in Table 1. All other parameters (nine orbital parameters and the instrumental offsets) are left free. The results of this preliminary solution are used as uniform priors for a Markov Chain Monte Carlo (MCMC) analysis, also available on DACE. The algorithm used for the MCMC is described in Díaz et al. (2014, 2016). The derived median parameters of the orbital solution are listed in Table 1. The error bars represent the 68.3% confidence intervals.

3.2. System parameters

Our long-term RV follow-up reveals the presence of an additional companion in the system, with a minimum mass of $m \sin i = 17 M_{Jup}$, orbiting the star in an eccentric orbit of 4.6 years. The best-fit orbit, residuals and periodogram of the residuals are shown in Fig. 1. Additionally, the phase folded radial velocities can be seen in Fig. 2. It is noteworthy that both eccentricities and periastron arguments of the two orbiting companions are very similar. No correlations were found between the velocities and the CCF parameters, that could indicate the presence of stellar activity or blend with a stellar companion. Moreover, the photometric analysis of Deleuil et al. (2012) indicates that CoRoT-20 is a quiet star. No additional signals were found in the RV residuals. The parameters of CoRoT-20b are in agreement and within the error bars compared to those published by Deleuil et al. (2012). Even though more radial velocities were added, there was no significant improvement in the precision of the hot Jupiter parameters. This is expected since we are including an additional orbit in our fit. To estimate the detection limits, we injected planets in circular orbits at different periods and phases to our RV residuals. These fake planets are considered detectable when the false alarm probability in the periodogram is equal or lower than 1%. The detection limits, shown in Fig. 3, allow us to exclude companions of $1 M_{Jup}$ in orbits up to 100 days, and companions more massive than $10 M_{Jup}$ in orbits up to 10,000 days (9.4 AU). CoRoT-20 was also part of the sample observed by Evans et al. (2016) using lucky imaging at the Danish 1.54-m telescope in La Silla. No physically associated stellar companions were found within 6".

4. Dynamical analysis with GENGA

We performed numerical simulations using the GENGA integrator (Grimm & Stadel 2014). The initial orbital parameters of

¹ The DACE platform developed by the National Center of Competence in Research *PlanetS* is available at <http://dace.unige.ch>

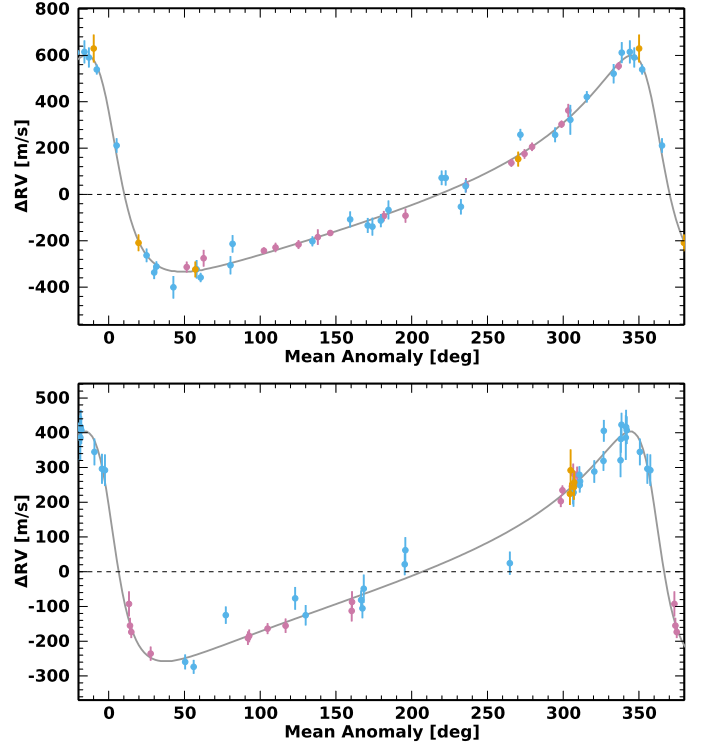


Fig. 2. Phase folded radial velocities of CoRoT-20 b (top) and CoRoT-20 c (bottom).

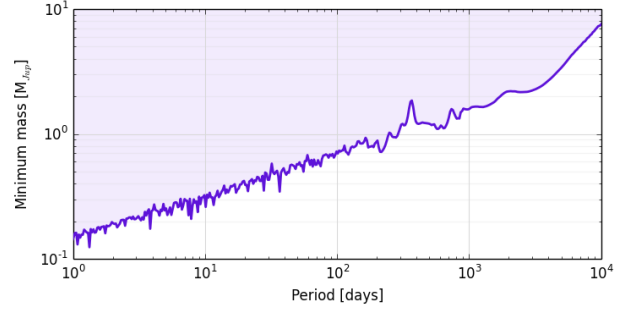


Fig. 3. Mean mass limit detection of a third body on a circular orbit as a function of period, based on current radial velocity data residuals of CoRoT-20, after removing the two identified companions. We exclude the presence of any companions in circular orbits in the light-blue region.

both companions were taken from the best fit values (maximum likelihood solution) of the MCMC analysis. The observations do not constrain the inclination of the outer body i_c (defined in the same way as i_b , i.e. an orbit inclined of 90° has its plane parallel to the line of sight), nor the relative longitude of the ascending nodes of the two bodies ($\Delta\Omega \equiv \Omega_b - \Omega_c$) which has a dynamical influence. We thus explored these parameters on a 40×40 grid covering a large part of their domains ($i_c \in [5^\circ; 175^\circ]$ knowing that values near 0° and 180° are unstable because of perpendicular orbits between CoRoT-20 b and c, with an extremely large mass of the latter; $\Delta\Omega \in [0^\circ; 360^\circ]$). The known parameters were held fixed at their best-fit value over the grid (see Table 1), except the mass of the outer companion M_c . This was adjusted in accordance with i_c , $M_c \sin i_c$ being fixed by the radial velocity observations. Each simulation was integrated over 10^5 years with a time step of 0.02 day, which

Table 1. Stellar and orbital parameters

Ephemeris and stellar parameters ⁽¹⁾	Median values	Maximum of likelihood
Orbital period P_b [days]	9.24285 ± 0.00030	—
Primary transit epoch T_{tr} [BJD]	2455266.0001 ± 0.0014	—
Inclination i_b [deg]	88.21 ± 0.53	—
Stellar Mass M_\star [M_\odot]	1.14 ± 0.08	—
Planetary orbital parameters	Median values	Maximum of likelihood
Planet b		
RV semi-amplitude K_b [m s^{-1}]	467^{+14}_{-13}	470.93
Orbital eccentricity e_b	0.59 ± 0.02	0.58
Argument of periastron ω_b [deg]	$60.1^{+2.5}_{-2.3}$	58.60
Orbital semi-major axis a_b [AU]	0.090 ± 0.002	0.09
Mass M_b [M_{Jup}]	4.3 ± 0.2	4.25
Companion c		
Orbital period P_c [days]	1675^{+19}_{-17}	1664.64
RV semi-amplitude K_c [m s^{-1}]	326^{+19}_{-18}	329.27
Orbital eccentricity e_c	0.60 ± 0.03	0.60
Argument of periastron ω_c [deg]	$65.0^{+5.5}_{-5.7}$	66.82
Orbital semi-major axis a_c [AU]	2.90 ± 0.07	2.87
Minimum mass $M_c \sin i_c$ [M_{Jup}]	17 ± 1	16.51
Periastron passage T_p [BJD]	2454136^{+31}_{-35}	2454152

⁽¹⁾ Parameters from Deleuil et al. (2012)

is convenient with the perihelion passage of CoRoT-20 b. The General Relativity effects were included. In Fig. 4, we plot the results from the 1600 simulations as the maximum amplitude of the eccentricity oscillations of the inner planet. To this grid, we superimposed curves of fixed initial mutual inclination I_m between CoRoT-20 b and c. The latter is defined as $\cos I_m = \cos i_b \cos i_c + \cos \Delta\Omega \sin i_b \sin i_c$, and therefore $I_m \in [0^\circ; 180^\circ]$. The dashed and dash-dotted curves delimit zones outside of which the mutual inclination is compatible with the appearance of Kozai cycles ($I_m \in [39^\circ, 141^\circ]$)². Figure 4 shows that such cycles might occur in the system. Based on analytical calculations from Fabrycky & Tremaine (2007) and Matsumura et al. (2010), we find that Kozai effect is the strongest in the CoRoT-20 system compared to general relativity and tides. Indeed, the time scales of the inner body's precession of argument of periastron are the following: due to the Kozai effect, $\tau_K \sim 2.3 \cdot 10^3 \text{ yr} \sim 8.9 \cdot 10^4 P_b$; for general relativity, $\tau_{GR} \sim 4.2 \cdot 10^4 \text{ yr} \sim 1.7 \cdot 10^6 P_b$; for tides³, $\tau_{tides} \sim 3.6 \cdot 10^5 \text{ yr} \sim 14.3 \cdot 10^6 P_b$. The largest Kozai cycles are located in the red zones, where the amplitude of the eccentricity oscillations is the most significant. To illustrate this, Fig. 5 shows the temporal evolution of eccentricity of the inner planet for two different initial conditions corresponding to red and blue regions of Fig. 4 (the red and blue curves, respectively). The purple dashed curve indicates the evolution of the mutual inclination associated to the same initial conditions as the red curve. Both lines being phase opposed, it clearly depicts an alternation between high eccentricity of the inner body and high mutual inclination, which is characteristic of Kozai cycles. Furthermore, the four small regions of low eccentricity variation of the inner planet from Fig. 4 (two

located at $i_c \sim 40^\circ$, and two at $i_c \sim 140^\circ$) are compatible with the Lidov-Kozai effect too. Indeed, these zones surround fixed points of high eccentricity and high mutual inclination of the phase space, as shown in Fig. 6. In this figure, the variation of the argument of periastron of the inner planet is calculated in the external body's frame, for each initial condition. The same small libration zones as in Fig. 4 are observed, depicting an oscillation of both e_b and $\omega_{b/ref\ c}$ as expected nearby the Kozai fixed points (see Fig. 5 from Kozai 1962). By further comparing Fig. 4 and 6, we notice that the red boxes of Fig. 4 are located in the circulation regime of $\omega_{b/ref\ c}$. The corresponding Kozai cycles are thus qualified as rotating, while the small blue regions consist in librating type cycles.

White zones from Fig. 4 and 6 correspond to unstable regions of the parameter space, either because the inner planet collided onto the star (too high eccentricity) or because of a real instability (collision with the outer body, or ejection). We thereby exclude the corresponding doublets of parameters ($i_c, \Delta\Omega$). These sets maximize the mutual inclination I_m , i.e. they are associated to $I_m \sim 90^\circ$ and $I_m \sim 270^\circ$ (the isocurve of which is phase opposed to the former). However, let us remind that only the initial parameters i_c , M_c and $\Delta\Omega$ were varied along the grid. All the others were fixed at their maximum of likelihood value. If we had changed them along the grid according to their posterior distributions, the results would probably have been slightly different as we would have explored different regions of the phase space.

The observations show a rather good alignment of the arguments of periastra (the best fit values exhibit $|\omega_b - \omega_c| \sim 8^\circ$). The nature of this alignment, coincidence or hidden dynamical process, could add constraints on the history of the system. We looked at the temporal evolution of this alignment in our simulations. In the observer's frame, $\omega_b - \omega_c$ actually librates in the non coplanar regions of the grid, and circulates elsewhere. The pattern is similar to Fig.6, except that the libration zones have a larger amplitude - between 80° and 120° . The oscillations of

² Strictly speaking, the critical values of 39° and 141° apply to the case of a circular external orbit and a massless inner body. However, these limits provide an adequate level of precision for a qualitative reasoning.

³ This estimate takes into account both the love numbers of the star and the inner planet. Arbitrary values for these were found in Table 1 from Wu & Murray (2003).

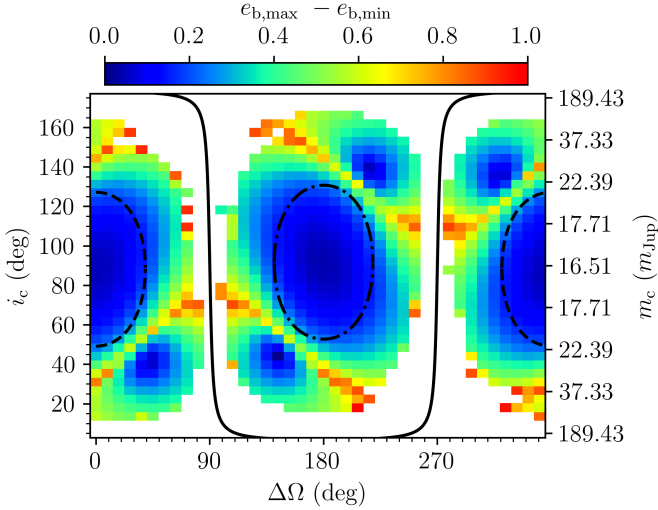


Fig. 4. Difference between the maximum and minimum eccentricities of the inner planet over the whole simulation, for each set $(i_c, \Delta\Omega)$. White squares represent aborted simulations (collision or ejection of one body). The black lines are isocurves of I_m , the mutual inclination. The solid line corresponds to $I_m = 90^\circ$, the dashed line to $I_m = 39^\circ$, and the dash-dotted line to $I_m = 141^\circ$.

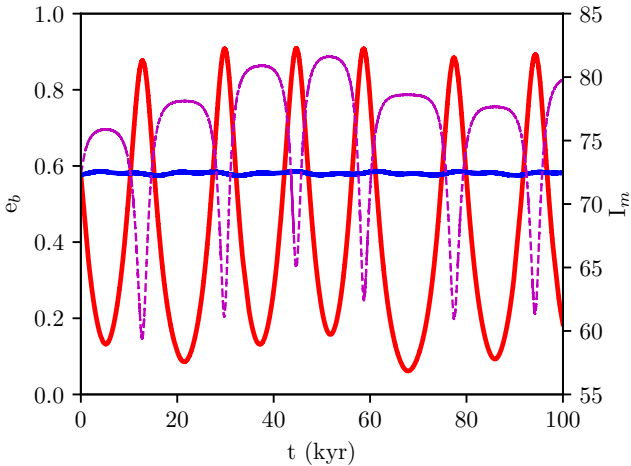


Fig. 5. Temporal evolution of the eccentricity of the inner planet from initial conditions in both red and blue zones of Figure 4 (red and blue curves, respectively). The red curve corresponds to the values $(i_c, \Delta\Omega) = (70.4^\circ, 72^\circ)$ and an initial mutual inclination of $I_m = 72.5^\circ$. The evolution of the latter with time is represented by the dashed purple curve. The blue curve is associated to the initial set $(i_c, \Delta\Omega) = (44.2^\circ, 144^\circ)$ and $I_m = 122.8^\circ$. Its variation with time is negligible.

$\omega_b - \omega_c$ indicate the existence of a dynamical process. The latter is naturally identified as Kozai cycles of librating type, as they impose an oscillation of ω_b while ω_c is nearly constant over time⁴. However, due to the large amplitude of the oscillations of $\omega_b - \omega_c$, we investigated their significance. We found out that in the libration zones, the arguments of periastra spend approximately twice more time aligned ($|\omega_b - \omega_c| \leq 10^\circ$) than in the cir-

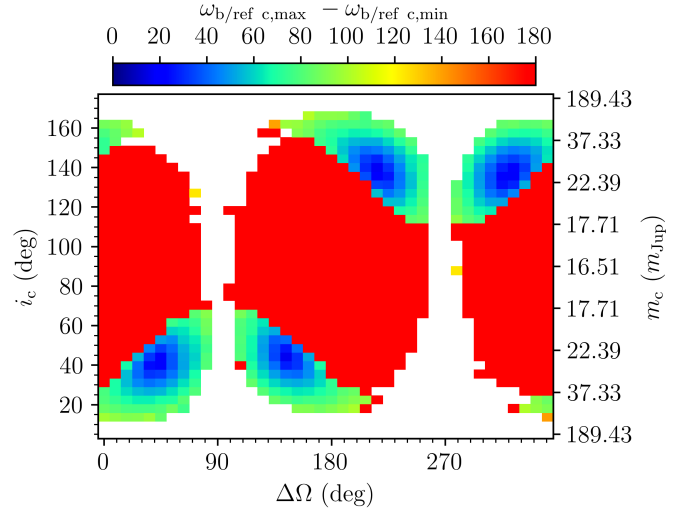


Fig. 6. Amplitude of the variations of the argument of periastron of the inner planet $\omega_{b/\text{ref } c}$, computed in the external body's reference frame for every initial set $(i_c, \Delta\Omega)$. An amplitude of 180° corresponds to a circulation of $\omega_{b/\text{ref } c}$. Zones of libration exist for initially non coplanar configurations. These regions are identical to the low amplitude high eccentricity zones of Fig. 4.

ulation regions, i.e. about 12% against 6%⁵. We thus interpret the similarity between ω_b and ω_c as a coincidence, with a probability of approximately 12% for observing it if the Lidov-Kozai effect is active. Indeed, the latter does not maintain a permanent alignment between the arguments of periastra of both bodies, because the oscillations of ω_b are too large in the observer's frame and the process does not lock ω_c at a fixed value.

5. Discussion

In single-planet systems, the circumstellar disk can induce moderate eccentricities on the body (e.g. Rosotti et al. 2017; Teysandier & Ogilvie 2017). However in multi-planet systems, the disk damps the eccentricities raised by the gravitational interactions between the different planets. Therefore, the currently high eccentricity of CoRoT-20 b is expected to be entirely due to the presence of CoRoT-20 c. There are at least three migration mechanisms that can explain the existence of close-in hot-Jupiters on eccentric orbits. The Lidov-Kozai mechanism is one of them, and was studied in the previous section. Another scenario is the gravitational scattering. In this process, three or more massive bodies form around the central star and get unstable orbits. Due to close encounters, one of the bodies is ejected from the system, leaving the remaining planets on eccentric orbits. However, such a process hardly explains the existence of planets as close to the central star as CoRoT-20 b. The third mechanism is secular migration. In this scenario, a system composed of two or more well-spaced, eccentric and inclined planets with chaotic initial conditions will present an evolution that can lead to the existence of an eccentric hot Jupiter. Nevertheless, if such a process was taking place, we would expect the orbit of CoRoT-20 c to have evolved toward a nul eccentricity (Wu & Lithwick 2011). Let us mention

⁴ CoRoT-20 c is at least four times more massive than CoRoT-20 b, and their period ratio $P_c/P_b \sim 180$. Therefore, most of the angular momentum of the system comes from the outer body, i.e. the orbit of the latter is nearly a pure keplerian.

⁵ These proportions are actually valid for the beginning of the simulations. For some initial conditions, a slow increase of $|\omega_b - \omega_c|$ is superimposed to the oscillations, so that in the end only a small temporal fraction is spent in the alignment configuration.

that Nagasawa et al. (2008) have explored the possibility of a coupling between the different mentioned mechanisms. Finally, Almenara et al. (2018) have recently discussed an alternative migration mechanism to explain eccentric hot Jupiters, based on interactions between two planets at low relative inclination. However, for this mechanism to work, it requires an oscillation of the angle $\varpi_b - \varpi_c$ over time, where ϖ denotes the longitude of periastron ($\varpi = \Omega + \omega$). In other words, the coplanar system has to be located close to the high eccentricity fixed point of the phase space - see figure 12 from Almenara et al. (2018). This is incompatible with our simulations, which show a circulation of $\varpi_b - \varpi_c$ for $i_b \sim i_c$. Considering the system as described in this work, i.e. with two detected companions, the Lidov-Kozai mechanism seems to be the most likely and simple scenario to explain the current configuration. A recent paper from Wang et al. (2018) further consolidates this conclusion. They assert that the Lidov-Kozai mechanism is the one with the highest efficiency in producing hot Jupiters on eccentric orbits. From the results of our numerical simulations, we gave some constraints on the unknown parameters $\Delta\Omega$ and i_c . Based on the uncertainties on i_c , we derive the range of possible values for M_c . We find that M_c is in the range $16.5 - 69.6 M_{Jup}$, placing CoRoT-20 c in the domain of brown dwarfs.

Inferences about the formation of the system are highly speculative. However, our conclusions may initiate further investigations. We assert that the Lidov-Kozai migration may play a role in the actual state of CoRoT-20 b. If this is confirmed (by better constraints on i_c , M_c or $\Delta\Omega$), it would imply an outward formation of the planet followed by the said migration. Nevertheless, this is not incompatible with a formation relatively close to the star, i.e. inside the ice line, and at a small eccentricity. The high density of the planet - $8.87 \pm 1.10 g/cm^3$ from Deleuil et al. (2012) - might be a clue to further study its formation. Concerning the external body, its high mass may be the result of a star-like formation, i.e. by gravitational collapse of a primordial nebula. The high eccentricity, and perhaps high inclination, observed would naturally result from this process as long as the circumstellar disk that existed around CoRoT-20 was sufficiently diffuse or short-lived to keep high values of these parameters. A measure of the spin-orbit misalignment between the star and CoRoT-20 b's orbit, via the Rossiter-McLaughlin effect, could clarify the value of the inclination of CoRoT-20 c (e.g. Batygin 2012; Zanazzi & Lai 2018). The age of the star is presently poorly constrained ($T \in [60; 900]$ Myr). Reducing this uncertainty might yield a clue in the formation process too.

Complementary observational techniques could potentially help constrain the mass of the second companion. We estimated the expected transit-timing variations (TTVs) of CoRoT-20b by performing the same photodynamical modeling as in Almenara et al. (2018). We modeled the three transits observed by CoRoT (Deleuil et al. 2012), and the radial velocity measurements from HARPS, FIES and SOPHIE spectrographs. We used normal priors for the stellar mass and radius from Deleuil et al. (2012), whereas non-informative uniform prior distributions were used for the rest of the parameters. The posterior TTVs of CoRoT-20b are plotted in Fig. 7. They have the periodicity of CoRoT-20c, and an amplitude < 5 min at 68% credible interval. Furthermore, with this approach we can constrain the orbital inclination of CoRoT-20c to the range $[7, 172]^\circ$ at 95% highest density interval, and its mass to $28_{-10}^{+35} M_J$ (68% credible interval).

The *Gaia* astrometric mission (Gaia Collaboration et al. 2016) will have a microarcsecond precision and a maximum of

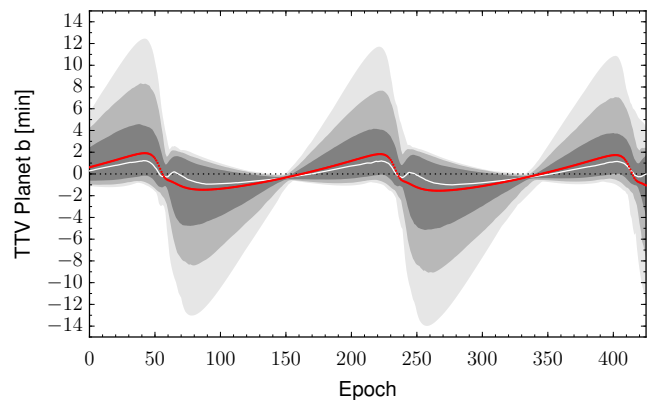


Fig. 7. Posterior TTVs of CoRoT-20b from the photodynamical modeling of the system. A thousand random draws from the posterior distribution are used to estimate the TTVs after the subtraction of linear ephemerids for each posterior sample. The three different gray regions represent the 68.3, 95.5, and 99.7% credible intervals, the white line is the median value of the distribution, and the red line correspond to the TTVs of the maximum a posteriori model. The TTVs-amplitude is shown versus the CoRoT-20 b epoch number (0 is the first transit observed by CoRoT), up to the end of 2020.

sensitivity close to the period of CoRoT-20 c. We expect an astrometric signature of at least $\alpha \sim 33.6 \mu as$. With a total of 63 expected observations (from the *Gaia* Observation Forecast Tool) and according to the magnitude of CoRoT-20, a final signal-to-noise of at least 3.8 would be obtained at the end of the mission. A combined analysis of radial velocity and astrometry would be challenging, but it would possibly help constrain the inclination and mass of the second body as well as the longitude of the ascending node. Finally, if the system is close to coplanar, the second companion would have some probabilities to transit on mid-November 2020 but with an uncertainty of about 1 month. Assuming a radius of $0.8 R_{Jup}$, the transit depth will be 6 mmag with a duration of up to 12 hours. This transit can potentially be detectable from dedicated ground-based photometric surveys like NGTS (Wheatley et al. 2018). When checking for previous transits (mid-October 2011 and end of March 2007), we see that the CoRoT observations of this system, done between March 1st and March 25th 2010, could not have covered it. Measuring the stellar obliquity with the inner planet CoRoT-20 b through the Rossiter-McLaughlin effect would provide additional constraints, as stated above. As explained in Deleuil et al. (2012) the expected amplitude of the RV anomaly of the Rossiter-McLaughlin effect ($22 \pm 5 m s^{-1}$) is too small to be detected with HARPS according to the typical photon-noise uncertainty (20-30 $m s^{-1}$) but can be easily measured with ESPRESSO on the VLT (Pepe et al. 2014).

Acknowledgements. We gratefully acknowledge the Programme National de Planétologie (telescope time attribution and financial support) of CNRS/INSU and the Swiss National Science Foundation for their support. We warmly thank the OHP staff for their support on the 1.93 m telescope. This work has been carried out in the frame of the National Centre for Competence in Research “PlanetS” supported by the Swiss National Science Foundation (SNSF). J.R. acknowledges support from CONICYT-Becas Chile (grant 72140583). SCCB acknowledges support from Fundação para a Ciência e a Tecnologia (FCT) through national funds and by FEDER through COMPETE2020 by these grants UID/FIS/04434/2013 & POCI-01-0145-FEDER-007672 and PTDC/FIS-AST/1526/2014 & POCI-01-0145-FEDER-016886; and also acknowledges support from FCT through Investigador FCT contracts IF/01312/2014/CP1215/CT0004. Finally, we thank the referee for his/her thorough review and highly appreciate the comments and suggestions, which contributed to improving this publication.

References

- Almenara, J. M., Díaz, R. F., Hébrard, G., et al. 2018, ArXiv e-prints [arXiv:1804.01869]
- Baglin, A., Auvergne, M., Barge, P., et al. 2009, in IAU Symposium, Vol. 253, *Transiting Planets*, ed. F. Pont, D. Sasselov, & M. J. Holman, 71–81
- Baranne, A., Queloz, D., Mayor, M., et al. 1996, *A&AS*, 119, 373
- Batygin, K. 2012, *Nature*, 491, 418
- Batygin, K., Bodenheimer, P. H., & Laughlin, G. P. 2016, *ApJ*, 829, 114
- Becker, J. C., Vanderburg, A., Adams, F. C., Khain, T., & Bryan, M. 2017, *AJ*, 154, 230
- Boley, A. C., Granados Contreras, A. P., & Gladman, B. 2016, *ApJ*, 817, L17
- Bonomo, A. S., Desidera, S., Benatti, S., et al. 2017, *A&A*, 602, A107
- Bonomo, A. S., Santerne, A., Alonso, R., et al. 2010, *A&A*, 520, A65
- Bouchy, F., Díaz, R. F., Hébrard, G., et al. 2013, *A&A*, 549, A49
- Bouchy, F., Hébrard, G., Udry, S., et al. 2009a, *A&A*, 505, 853
- Bouchy, F., Isambert, J., Lovis, C., et al. 2009b, in *EAS Publications Series*, Vol. 37, *EAS Publications Series*, ed. P. Kern, 247–253
- Chatterjee, S., Ford, E. B., Matsumura, S., & Rasio, F. A. 2008, *ApJ*, 686, 580
- Courcol, B., Bouchy, F., Pepe, F., et al. 2015, *A&A*, 581, A38
- Damasso, M., Esposito, M., Nascimbeni, V., et al. 2015, *A&A*, 581, L6
- Deleuil, M., Bonomo, A. S., Ferraz-Mello, S., et al. 2012, *A&A*, 538, A145
- Delisle, J.-B., Ségransan, D., Buchschacher, N., & Alesina, F. 2016, *A&A*, 590, A134
- Díaz, R. F., Almenara, J. M., Santerne, A., et al. 2014, *MNRAS*, 441, 983
- Díaz, R. F., Ségransan, D., Udry, S., et al. 2016, *A&A*, 585, A134
- Eggleton, P. P. & Kiseleva-Eggleton, L. 2001, *ApJ*, 562, 1012
- Evans, D. F., Southworth, J., Maxted, P. F. L., et al. 2016, *A&A*, 589, A58
- Fabrycky, D. & Tremaine, S. 2007, *ApJ*, 669, 1298
- Ford, E. B., Havlickova, M., & Rasio, F. A. 2001, *Icarus*, 150, 303
- Gaia Collaboration, Brown, A. G. A., Vallenari, A., et al. 2016, *A&A*, 595, A2
- Goldreich, P. & Tremaine, S. 1980, *ApJ*, 241, 425
- Grimm, S. L. & Stadel, J. G. 2014, *ApJ*, 796, 23
- Knutson, H. A., Fulton, B. J., Montet, B. T., et al. 2014, *ApJ*, 785, 126
- Kozai, Y. 1962, *AJ*, 67, 591
- Lidov, M. L. 1962, *Planet. Space Sci.*, 9, 719
- Lin, D. N. C., Bodenheimer, P., & Richardson, D. C. 1996, *Nature*, 380, 606
- Lin, D. N. C. & Papaloizou, J. 1986, *ApJ*, 309, 846
- Matsumura, S., Peale, S. J., & Rasio, F. A. 2010, *ApJ*, 725, 1995
- Mayor, M., Pepe, F., Queloz, D., et al. 2003, *The Messenger*, 114, 20
- Mayor, M. & Queloz, D. 1995, *Nature*, 378, 355
- Mazeh, T. & Shaham, J. 1979, *A&A*, 77, 145
- Moutou, C., Deleuil, M., Guillot, T., et al. 2013, *Icarus*, 226, 1625
- Nagasawa, M., Ida, S., & Bessho, T. 2008, *ApJ*, 678, 498
- Neveu-VanMalle, M., Queloz, D., Anderson, D. R., et al. 2016, *A&A*, 586, A93
- Ngo, H., Knutson, H. A., Hinkley, S., et al. 2016, *ApJ*, 827, 8
- Ngo, H., Knutson, H. A., Hinkley, S., et al. 2015, *ApJ*, 800, 138
- Pepe, F., Mayor, M., Galland, F., et al. 2002, *A&A*, 388, 632
- Pepe, F., Molaro, P., Cristiani, S., et al. 2014, *Astronomische Nachrichten*, 335, 8
- Perruchot, S., Kohler, D., Bouchy, F., et al. 2008, in *Proc. SPIE*, Vol. 7014, *Ground-based and Airborne Instrumentation for Astronomy II*, 70140J
- Piskorz, D., Knutson, H. A., Ngo, H., et al. 2015, *ApJ*, 814, 148
- Queloz, D., Henry, G. W., Sivan, J. P., et al. 2001, *A&A*, 379, 279
- Rasio, F. A. & Ford, E. B. 1996, *Science*, 274, 954
- Rosotti, G. P., Booth, R. A., Clarke, C. J., et al. 2017, *MNRAS*, 464, L114
- Santerne, A., Díaz, R. F., Moutou, C., et al. 2012, *A&A*, 545, A76
- Santerne, A., Moutou, C., Tsantaki, M., et al. 2016, *A&A*, 587, A64
- Spalding, C. & Batygin, K. 2015, *ApJ*, 811, 82
- Tanaka, H., Takeuchi, T., & Ward, W. R. 2002, *ApJ*, 565, 1257
- Teyssandier, J. & Ogilvie, G. I. 2017, *MNRAS*, 467, 4577
- Thies, I., Kroupa, P., Goodwin, S. P., Stamatellos, D., & Whitworth, A. P. 2011, *MNRAS*, 417, 1817
- Triaud, A. H. M. J., Neveu-VanMalle, M., Lendl, M., et al. 2017, *MNRAS*, 467, 1714
- Wang, Y., Zhou, J.-l., hui-gen, L., & Meng, Z. 2018, ArXiv e-prints [arXiv:1802.09126]
- Ward, W. R. 1997, *Icarus*, 126, 261
- Weidenschilling, S. J. & Marzari, F. 1996, *Nature*, 384, 619
- Wheatley, P. J., West, R. G., Goad, M. R., et al. 2018, *MNRAS*, 475, 4476
- Wright, J. T., Upadhyay, S., Marcy, G. W., et al. 2009, *ApJ*, 693, 1084
- Wu, Y. & Lithwick, Y. 2011, *ApJ*, 735, 109
- Wu, Y. & Murray, N. 2003, *ApJ*, 589, 605
- Wu, Y., Murray, N. W., & Ramsahai, J. M. 2007, *ApJ*, 670, 820
- Zanazzi, J. J. & Lai, D. 2018, *MNRAS*[arXiv:1711.03138]

Table 2. Log of additional radial velocity observations. Dates marked with an asterisk were corrected of moonlight contamination.

Date	BJD-2450000 [days]	RV [km s ⁻¹]	σ (RV) [km s ⁻¹]	Instrument
2011-11-21	5886.71941	59.958	0.036	HARPS
2011-11-24	5889.77270	60.130	0.022	HARPS
2011-11-28	5893.75303	60.766	0.017	HARPS
2012-01-26	5952.63795	59.898	0.020	HARPS
2012-11-17	6248.79863	59.973	0.019	HARPS
2012-11-21	6252.75649	60.396	0.018	HARPS
2013-01-16	6308.71329	60.513	0.016	HARPS
2013-03-12	6363.54259	60.404	0.021	HARPS
2013-09-29	6564.86859	60.206	0.030	HARPS
2013-09-30	6565.89368	60.338	0.031	HARPS
2103-10-28*	6593.61567	60.268	0.027	SOPHIE
2013-11-01	6597.58122	59.897	0.028	SOPHIE
2013-11-05	6601.55127	60.168	0.041	SOPHIE
2014-03-09	6726.34430	60.490	0.031	SOPHIE
2014-03-11	6728.30927	60.067	0.038	SOPHIE
2015-01-23	7046.43549	60.365	0.033	SOPHIE
2015-10-08*	7303.65650	60.474	0.032	SOPHIE
2015-11-05	7331.60716	60.525	0.029	SOPHIE
2015-11-06*	7332.63758	60.710	0.031	SOPHIE
2015-12-27	7383.54897	60.289	0.049	SOPHIE
2015-12-28	7384.51642	60.384	0.039	SOPHIE
2015-12-30	7386.54467	60.584	0.034	SOPHIE
2016-01-12	7399.51882	61.022	0.064	SOPHIE
2016-01-13	7400.52700	61.315	0.050	SOPHIE
2016-01-14	7402.42798	60.378	0.040	SOPHIE
2016-02-23	7442.37874	60.538	0.038	SOPHIE
2016-03-17	7465.30206	61.194	0.043	SOPHIE
2016-03-26	7474.33253	61.170	0.045	SOPHIE
2016-11-28	7718.64729	59.849	0.021	SOPHIE
2016-12-21	7744.48132	59.700	0.020	SOPHIE
2017-03-29	7842.32912	60.348	0.025	SOPHIE
2017-10-27	8053.64794	60.235	0.033	SOPHIE
2017-11-28	8085.55093	59.912	0.029	SOPHIE