



Publication Year	2017
Acceptance in OA	2020-09-11T13:35:30Z
Title	Nearby Young, Active, Late-type Dwarfs in Gaia's First Data Release
Authors	Kastner, Joel H., SACCO, GIUSEPPE GERMANO, Rodriguez, David, Punzi, Kristina, Zuckerman, B., Vican Haney, Laura
Publisher's version (DOI)	10.3847/1538-4357/aa7065
Handle	http://hdl.handle.net/20.500.12386/27324
Journal	THE ASTROPHYSICAL JOURNAL
Volume	841



Nearby Young, Active, Late-type Dwarfs in *Gaia*'s First Data Release

Joel H. Kastner¹, Germano Sacco², David Rodriguez³, Kristina Punzi¹, B. Zuckerman⁴, and Laura Vican Haney⁴¹ Chester F. Carlson Center for Imaging Science, School of Physics & Astronomy, and Laboratory for Multiwavelength Astrophysics, Rochester Institute of Technology, 54 Lomb Memorial Drive, Rochester NY 14623 USA; [jkh@cis.rit.edu](mailto:jhk@cis.rit.edu)² INAF-Osservatorio Astronomico di Arcetri, Largo E. Fermi, 5, I-50125, Firenze, Italy³ Department of Astrophysics, American Museum of Natural History, Central Park West at 79th Street, New York, NY 10034, USA⁴ Department of Physics & Astronomy, UCLA, Los Angeles, CA, USA

Received 2017 April 3; revised 2017 April 26; accepted 2017 April 28; published 2017 May 25

Abstract

The *Galex* Nearby Young Star Survey (GALNYSS) has yielded a sample of ~ 2000 UV-selected objects that are candidate nearby ($D \lesssim 150$ pc), young (age ~ 10 – 100 Myr), late-type stars. Here, we evaluate the distances and ages of the subsample of (19) GALNYSS stars with *Gaia* Data Release 1 (DR1) parallax distances $D \leq 120$ pc. The overall youth of these 19 mid-K to early-M stars is readily apparent from their positions relative to the loci of main-sequence stars and giants in *Gaia*-based color-magnitude and color-color diagrams constructed for all stars detected by *Galex* and the *Wide-field Infrared Space Explorer* for which parallax measurements are included in DR1. The isochronal ages of all 19 stars lie in the range ~ 10 – 100 Myr. Comparison with Li-based age estimates indicates a handful of these stars may be young main-sequence binaries rather than pre-main sequence stars. Nine of the 19 objects have not previously been considered as nearby, young stars, and all but one of these are found at declinations north of $+30^\circ$. The *Gaia* DR1 results presented here indicate that the GALNYSS sample includes several hundred nearby, young stars, a substantial fraction of which have not been previously recognized as having ages $\lesssim 100$ Myr.

Key words: stars: activity – stars: chromospheres – stars: late-type – stars: pre-main sequence

1. Introduction

The past two decades have seen dramatic progress in our knowledge of the population of stars of age $\lesssim \sim 200$ Myr that lie within ~ 100 pc of the Sun (Zuckerman & Song 2004; Torres et al. 2008; Kastner et al. 2016a). Such nearby, young stars, most of which are found in loose kinematic groups (for a recent review, see Mamajek 2016), provide unique tests of pre-main sequence (pre-MS) stellar evolution and the late stages of evolution of protoplanetary disks (Kastner 2016, and references therein), and represent the best targets for direct-imaging searches for giant exoplanets (e.g., Chauvin 2016).

The majority of stars of type F through early M that are members of these nearby young moving groups (NYMGs) have been identified, or their youth has been confirmed, via their anomalously large coronal X-ray fluxes relative to the late-type field star population (Zuckerman & Song 2004; Torres et al. 2008, and references therein). This intense coronal emission is the external manifestation of the strong internal magnetic dynamos and, hence, strong surface magnetic fields that are characteristic of young, late-type stars. If the mass functions of NYMGs resemble those of the field, however, then the presently known membership of these nearby groups is significantly lacking in stars of spectral type later than K (e.g., Gagné et al. 2017). This deficiency is due, in part, to a lack of sensitive X-ray measurements over sufficiently large regions of sky, such as would be necessary to detect nearby young stars with spectral types later than early M at distances beyond a few tens of pc (Rodriguez et al. 2013).

Fortunately, the same strong stellar surface magnetic activity that generates X-ray-luminous coronae around young stars also leads to UV-luminous chromospheres. Hence, young late-type stars also stand out against field dwarfs in terms of their UV emission. The *Galex* (UV) All-sky Imaging Survey (AIS; Bianchi et al. 2014), which covered $\sim 90\%$ of the sky in its far-ultraviolet

(FUV, 1344–1786 Å) and near-ultraviolet (NUV, 1771–2831 Å) bandpasses, thereby represents a powerful means to identify young K and M stars in the field (Shkolnik et al. 2011). The *Galex* AIS data are rendered particularly powerful when coupled with proper motion and/or radial velocity (RV) data that can constrain the space motions (i.e., Galactic U , V , W velocity components) of candidate stars (Rodriguez et al. 2011).

To exploit this potential, we (Rodriguez et al. 2011, 2013) developed a method to select candidate nearby, young, late-type stars on the basis of their UV excesses and NYMG-like space motions. This method involves analysis of the results of the cross-correlation of the *Galex* AIS source catalog with proper motion catalogs and the all-sky infrared point-source catalogs compiled from Two Micron All-sky Survey (2MASS) and *Wide-field Infrared Space Explorer* (WISE) data. The resulting *Galex* Nearby Young Star Survey (GALNYSS) sample consists of ~ 2000 candidate young (age ~ 10 – 100 Myr), nearby ($D \lesssim 150$ pc), late-type stars (Rodriguez et al. 2013).

As a consequence of the faintness of field K and M dwarfs at distances beyond a few tens of pc, the vast majority of the GALNYSS stars lack parallax measurements. Hence, Rodriguez et al. (2013) estimated the likely distance range of each star based on the assumption that its age lies in the range 10–100 Myr. Precise distance determinations are required to confirm (or refute) the young-star status of individual GALNYSS sample objects and, for those GALNYSS stars that are confirmed as young, to establish their likely ages. Furthermore, the available proper motion data are of relatively low quality for a significant fraction of these stars; in such cases, we calculated proper motions from 2MASS and WISE positions, yielding proper motions that are typically quite uncertain. Thus—while preliminary investigations suggest that a significant fraction of GALNYSS sample stars are indeed

Table 1
Gaia TGAS Data for GALNYSS Stars with $\pi \geq 8$ mas

Name	α (J2000)	δ	Sp. type ^a	π (mas)	μ_{α} mas yr ⁻¹	μ_{δ} mas yr ⁻¹
HIP 3556	00 ^h 45 ^m 28 ^s .3143	-51 ^d 37 ^m 34 ^s .816	M1.5 (1)	24.57 (0.34)	99.05 (0.12)	-58.50 (0.13)
HIP 11152	02 ^h 23 ^m 26 ^s .7534	+22 ^d 44 ^m 05 ^s .071	M1 V (2)	36.86 (0.34)	98.51 (0.17)	-112.54 (0.1)
TYC 6022-1079-1	09 ^h 03 ^m 33 ^s .6062	-20 ^d 35 ^m 59 ^s .067	K3 Ve (3)	21.96 (0.45)	-61.46 (1.49)	-3.30 (1.33)
TYC 3824-657-1	11 ^h 01 ^m 19 ^s .1896	+52 ^d 52 ^m 23 ^s .325	K7 ^b	15.69 (0.52)	-106.75 (0.39)	-21.53 (1.39)
TYC 3828-36-1 ^c	11 ^h 15 ^m 53 ^s .7148	+55 ^d 19 ^m 49 ^s .266	M0.5 V (4)	35.03 (0.29)	-179.28 (0.37)	-91.51 (0.49)
TYC 4632-1171-1	11 ^h 35 ^m 34 ^s .1586	+82 ^d 59 ^m 21 ^s .212	K5 ^b	14.02 (0.34)	-59.99 (0.66)	-25.53 (0.90)
HIP 59748 ^d	12 ^h 15 ^m 08 ^s .4801	+48 ^d 43 ^m 56 ^s .455	M0.5 V (5)	43.81 (0.85)	-239.41 (0.07)	-53.58 (0.08)
TYC 8246-2900-1	13 ^h 06 ^m 50 ^s .2206	-46 ^d 09 ^m 56 ^s .365	K3 Ve (3)	10.50 (0.41)	-40.43 (1.87)	-18.86 (0.51)
TYC 8246-1527-1	13 ^h 06 ^m 54 ^s .3469	-45 ^d 41 ^m 31 ^s .511	K5 Ve (3)	9.11 (0.32)	-33.24 (1.52)	-19.02 (0.39)
TYC 3462-1056-1	13 ^h 29 ^m 32 ^s .0979	+51 ^d 42 ^m 11 ^s .155	K7 (6)	10.56 (0.32)	-8.87 (0.37)	-15.58 (0.72)
TYC 3475-768-1	14 ^h 18 ^m 42 ^s .3443	+47 ^d 55 ^m 14 ^s .986	K7 (7)	12.71 (0.29)	-25.20 (0.44)	6.02 (0.70)
TYC 7313-1015-1	15 ^h 18 ^m 20 ^s .4560	-30 ^d 56 ^m 35 ^s .118	K5 Ve (3)	14.15 (0.32)	-40.46 (1.13)	-26.63 (0.47)
TYC 3529-1437-1	18 ^h 17 ^m 25 ^s .0569	+48 ^d 22 ^m 03 ^s .058	M2 (6)	50.28 (0.88)	-46.53 (2.97)	49.81 (3.28)
TYC 2627-594-1	18 ^h 21 ^m 50 ^s .4645	+32 ^d 53 ^m 58 ^s .807	K6 ^b	14.09 (0.38)	15.68 (1.20)	-5.06 (1.14)
TYC 5708-357-1	19 ^h 15 ^m 34 ^s .8331	-08 ^d 30 ^m 20 ^s .056	K5 ^b	14.98 (0.29)	9.79 (2.18)	-7.03 (1.91)
TYC 4448-2206-1	19 ^h 23 ^m 23 ^s .2302	+70 ^d 07 ^m 38 ^s .848	K6 ^b	8.94 (0.85)	33.96 (3.32)	46.06 (2.05)
TYC 9114-1267-1	21 ^h 21 ^m 28 ^s .9851	-66 ^d 55 ^m 07 ^s .768	K7 V (3)	31.14 (0.80)	116.27 (1.18)	-90.87 (1.60)
HIP 114252 ^e	23 ^h 08 ^m 19 ^s .6620	-15 ^d 24 ^m 36 ^s .049	M0 Ve (3)	39.85 (0.25)	106.94 (0.19)	-18.99 (0.13)
TYC 9129-1092-1	23 ^h 35 ^m 18 ^s .8758	-64 ^d 33 ^m 42 ^s .884	K6 V (3)	18.43 (0.71)	192.83 (1.94)	-31.07 (1.79)

Notes.

^a References for spectral types: (1) Pecaut & Mamajek 2013, (2) Schlieder et al. 2012, (3) Torres et al. 2006, (4) Shkolnik et al. 2009, (5) Lépine et al. 2013, (6) Riaz et al. 2006, (7) Stephenson 1986.

^b Estimated spectral type based on $G - K_s$, 2MASS, and WISE colors.

^c GJ 3653.

^d BD +49 2126.

^e HK Aqr.

young and nearby (Rodríguez et al. 2011, 2013)—the precise distances and ages of most of the individual stars, and their status as members (or nonmembers) of known NYMGs, remain to be determined.

The forthcoming avalanche of high-precision parallaxes and proper motions for $\sim 10^9$ stars that will flow from the *Gaia* mission (Gaia Collaboration et al. 2016) will enable confirmation or refutation of nearby, young-star status for the vast majority of the ~ 2000 GALNYSS candidates identified thus far. *Gaia* Data Release (DR1), which includes the *Tycho Gaia* Astrometric Solution (TGAS) data—consisting of parallaxes and proper motions for $\sim 2.5 \times 10^6$ stars (Lindgren et al. 2016)—provides the first opportunity to use *Gaia* data to test the youth and proximity of GALNYSS stars. Here, we present a “proof of concept” study that makes use of the *Gaia* DR1 data that allows us to verify young-star status and infer ages & space motions for 2.5% of GALNYSS stars.

2. Sample: GALNYSS Stars with *Gaia*-based Parallax Distances ≤ 120 pc

We used the Vizier cross-match tool⁵ to identify all stars in the GALNYSS sample of 2031 objects compiled by Rodríguez et al. (2013) with parallax (π) measurements in the *Gaia* TGAS catalog. This cross-match exercise, which used a matching radius of 3", generated a total of 50 objects. The small fraction of GALNYSS objects with parallax and proper motion data in TGAS (50 of ~ 2000 , i.e., $\sim 2.5\%$) most likely reflects the overall faintness of the GALNYSS sample, which has a mean V mag ~ 14 (compared with a mean G mag of ~ 10.8 for TGAS).

⁵ <http://cdsxmatch.u-strasbg.fr/xmatch>

To further limit the initial sample studied here to those GALNYSS stars included in TGAS that are closest to Earth, we then selected only objects for which $\pi \geq 8$ mas, corresponding to distances $D \leq 120$ pc—i.e., closer than the nearest known actively star-forming molecular cloud complexes (such as those in Taurus-Aurigae and Ophiuchus). This straightforward selection criterion ($\pi \geq 8$ mas) yielded the subsample of 19 GALNYSS objects whose *Gaia* TGAS catalog data (positions, parallaxes, proper motions, and G magnitudes) are listed in Table 1. For the remaining 31 GALNYSS objects present in TGAS, the *Gaia* parallaxes are either unreliable (e.g., have high relative uncertainties) or are too small to be consistent with the hypothesis that these objects are stars (young or otherwise) within ~ 120 pc.

2.1. Distances and Bolometric Luminosities

In Table 2 we list the stellar distances corresponding to the parallaxes in Table 1, as well as the G magnitudes and *Galex/Gaia/2MASS* colors of the Table 1 stars. We used the distances and the listed spectral types to estimate bolometric luminosities L_{bol} from the stars' V magnitudes (as obtained from *Gaia* pre-launch, spectral-type-dependent G versus V relations in Jordi et al. 2010) and the spectral-type-dependent bolometric corrections tabulated in Pecaut & Mamajek (2013). For the handful of stars for which no spectral type is available in the literature, the spectral types, and hence L_{bol} values, are based on consideration of $G - K_s$ colors (see Section 3.2) as well as 2MASS (Skrutskie et al. 2006) and WISE (Wright et al. 2010) colors, following Pecaut & Mamajek (2013).

Table 2
GALNYSS Stars with *Gaia* $\pi \geq 8$ mas: Colors, Distances, and Luminosities

Name	Sp. type	G (mag)	$NUV - G$ (mag)	$G - K_S$ (mag)	$J - W1$ (mag)	D (pc)	$\log L_{\text{bol}}$ (L_{\odot})	$\log(L_X/L_{\text{bol}})$
HIP 3556	M1.5	10.83	9.12	3.20	0.97	40.70 (0.56)	-0.85	-3.55
HIP 11152	M1	10.29	7.43	2.95	0.92	27.13 (0.25)	-1.09	-3.85
TYC 6022-1079-1	K3	9.92	6.89	2.50	0.80	45.54 (0.93)	-0.68	-2.52
TYC 3824-657-1	K7	11.40	8.51	3.04	0.98	63.73 (2.11)	-0.79	... ^a
TYC 3828-36-1	M0.5	10.33	7.32	3.07	0.93	28.55 (0.24)	-1.06	-3.37
TYC 4632-1171-1	K5	10.43	7.08	2.23	1.09	71.33 (1.73)	-0.18	-3.47
HIP 59748	M0.5	9.67	9.21	2.90	0.92	22.83 (0.44)	-1.09	<-4.4
TYC 8246-2900-1	K3	11.50	7.02	2.67	0.96	95.24 (3.72)	-0.69	... ^a
TYC 8246-1527-1	K5	11.13	7.82	2.62	0.84	109.8 (3.9)	-0.46	-3.36
TYC 3462-1056-1	K7	11.82	7.13	2.80	0.99	94.70 (2.87)	-0.64	-3.31
TYC 3475-768-1	K7	11.59	7.91	2.80	0.94	78.68 (1.80)	-0.86	... ^a
TYC 7313-1015-1	K5	10.78	7.60	2.19	0.87	70.67 (1.60)	-0.52	-3.60
TYC 3529-1437-1	M2	10.21	8.48	3.26	0.94	19.89 (0.35)	-1.32	-2.98
TYC 2627-594-1	K6	11.15	8.66	2.83	0.96	70.97 (1.91)	-0.71	-3.92
TYC 5708-357-1	K5	11.0	7.38	2.55	0.82	66.76 (1.29)	-0.89	-3.86
TYC 4448-2206-1	K6	11.58	8.05	2.67	0.92	111.9 (10.6)	-0.40	-3.88
TYC 9114-1267-1	K7	9.87	9.17	2.86	0.93	32.11 (0.82)	-0.86	... ^b
HIP 114252	M0	10.05	7.60	2.94	0.87	25.09 (0.16)	-1.10	-2.78
TYC 9129-1092-1	K6	10.54	8.34	2.67	0.87	54.26 (2.09)	-0.69	-3.49 ^c

Notes.

^a TYC 3824-657-1, TYC 8246-2900-1, and TYC 3475-768-1 lie $\sim 40''$ – $50''$ from the centroids of low-significance RASS sources.

^b Secondary of a visual binary in which the primary likely dominates the RASS X-ray flux.

^c Estimated $\log(L_X/L_{\text{bol}})$ assuming this (primary) star dominates the RASS X-ray flux from the visual binary.

2.2. Relative X-Ray Luminosities

To further investigate the pre-MS status of the Table 1 stars, we consulted the HEASARC archives⁶ for each star’s association (or lack thereof) with an X-ray source in the *ROSAT* All-Sky Survey (RASS). We assume that a RASS source is associated with a given star if the source-star angular offset is $\leq 30''$, i.e., smaller than the nominal point-spread function (PSF) of *ROSAT*’s Position Sensitive Proportional Counter. We find that the majority of the Table 1 stars have associated RASS X-ray sources. Only one star (HIP 59748) is a RASS nondetection, and there are five cases of ambiguous RASS source associations, i.e., wide binaries or low-significance RASS sources lying at offsets $>30''$ from Table 1 stars (see Table 2 footnotes).

The count rates of RASS sources unambiguously associated with Table 1 stars were converted into fluxes assuming a conversion factor appropriate for young late-type stars, i.e., 6.3×10^{-12} erg cm⁻² count⁻¹ (Kastner et al. 2016b). The resulting X-ray fluxes were used to determine the stars’ X-ray luminosities relative to bolometric, $\log(L_X/L_{\text{bol}})$, at the epoch of the RASS observations. These $\log(L_X/L_{\text{bol}})$ values are listed in Table 2. For all but one of the Table 1 stars with unambiguous RASS detections or nondetections, $\log(L_X/L_{\text{bol}})$ lies in the range $-4 \lesssim \log(L_X/L_{\text{bol}}) \lesssim -3$, as expected for late-K and early-M pre-MS stars (see, e.g., Kastner et al. 2016b, and references therein). The lone exception is HIP 59748, whose RASS upper limit suggests $\log(L_X/L_{\text{bol}}) < -4.4$ (see Section 4.1.3).

2.3. Spectroscopy

The GALNYSS sample stars have been the subject of an ongoing optical/IR spectroscopic survey (Rodríguez et al. 2013; Vican et al. 2016). To date, spectra have been obtained for 13 of

the 19 Table 1 stars. We list the telescopes, instruments, and observing dates for these observations, as well as results for radial velocities (RVs) and equivalent widths (EWs) of H α emission and Li I $\lambda 6708$ absorption lines, in Table 3. We make use of these RV and EW measurements to calculate space (UVW) velocities and in assessing stellar age and NYMG membership, as summarized in Table 4 and described in Sections 2.4 and 4. Details concerning spectrum acquisition, reduction, and analysis will be presented in a forthcoming paper (L. Vican Haney et al. 2017, in preparation).

2.4. Galactic Positions and Space Velocities

The availability of precise parallaxes in the *Gaia* TGAS catalog yields improved Galactic positions (X, Y, Z) for the Table 1 stars, while the availability of *Gaia* TGAS proper motions provides the opportunity to recalculate U, V, W space velocities for the 18 Table 1 stars whose RVs have been measured. These RVs and the resulting calculations of U, V, W and X, Y, Z , as obtained from D. Rodríguez’s kinematics calculator,⁷ are listed in Table 4.

3. Results and Discussion

3.1. Colors of GALNYSS Stars Relative to all *Galax*-detected Stars in TGAS

In Figures 1 and 2 we display color-magnitude diagrams (CMDs) for all stars in the TGAS catalog that were detected by *Galax*, where we used a $3''$ match radius to establish associations between TGAS and *Galax* sources. Figure 1 is restricted to those *Galax*-detected stars in TGAS for which *WISE* photometry is also available, where we used a $5''$ match radius

⁶ <https://heasarc.gsfc.nasa.gov/db-perl/W3Browse/w3browse.pl>

⁷ <http://kinematics.bdnyc.org/>

Table 3
Spectroscopic Observations of GALNYSS Stars with *Gaia* $\pi \geq 8$ mas

Name	Telescope/Instrument	Date (UT)	RV km s ⁻¹	EW(H α) ^a (Å)	EW(Li) ^b (mÅ)
HIP 3556 ^c	MPG/FEROS	2013 Dec 12	+17.1 ± 0.7	...	<30
	MPG/FEROS	2013 Dec 20	-8.0 ± 1.3	-0.86 ± 0.06	<30
HIP 11152	IRTF/SpeX	2013 Nov 5
TYC 3824-657-1	Lick/Kast	2013 May 3	...	-0.4 ± 0.3	<60
TYC 4632-1171-1	Keck/ESI	2017 Mar 6	-17.9 ± 1.5	-0.43	90
HIP 59748	Keck/ESI	2017 Mar 7	-19.4 ± 1.5	-0.50 ^d	<40
TYC 8246-2900-1	DuPont/BC832	2014 Jun 21	...	-1.41 ± 0.18	80 ± 20
TYC 3462-1056-1	Keck/ESI	2017 Mar 7	-13.7 ± 2.2	-1.19	<40
TYC 3475-768-1	Lick/Kast	2013 May 3	...	-0.6 ± 0.3	<90
	Keck/ESI	2017 Mar 7	+2.6 ± 1.4	-1.3	<40
TYC 3529-1437-1	Lick/Hamilton	2012 Aug 25	-25.5 ± 1.8	-2.26 ± 0.35	<65
TYC 2627-594-1	Keck/ESI	2017 Mar 6	+7.7 ± 1.5	-0.36 ^d	<40
TYC 5708-357-1	Lick/Hamilton	2012 Aug 27	-27.0 ± 2.9	-1.31 ± 0.05	120 ± 10
TYC 4448-2206-1	Lick/Hamilton	2012 Aug 26	+20 ± 10	...	<50
	Keck/ESI	2017 Mar 6	+20.3 ± 1.4	0.0	<40
TYC 9114-1267-1	DuPont/BC832	2014 Jun 21	<60

Notes.^a Negative EWs indicate line in emission.^b Equivalent width of Li I λ 6708 line.^c Double-lined spectroscopic binary (Section 4.2); the listed RV is for the brighter component.^d Self-reversed H α emission, i.e., central absorption surrounded by emission; the listed EW is integrated over the emission components only.

to establish associations between TGAS/*Galex* and *WISE* sources. The stellar main-sequence (MS) is evident in both CMDs, as are the horizontal and giant branches (upper panels of Figures 1, 2).

In both CMDs, the Table 1 stars are for the most part positioned on the tails of the lower MS distributions, somewhat offset from the expected positions of the latest-type stars (lower panels of Figures 1 and 2). However, the offsets from the MS lie in different directions in the two CMDs: in the G versus $J - W1$ CMD, the Table 1 stars mostly lie above the lower MS, whereas in the G versus $NUV - G$ CMD (Figure 2), the Table 1 stars mostly lie to the left of (below) the lower MS. This difference is readily understandable in terms of the specific combination of relatively high (pre-MS) luminosities and high levels of activity that characterize the stars selected via the criteria for inclusion in GALNYSS (Rodríguez et al. 2013). Specifically, in Figure 1 we see that the absolute G magnitudes of the Table 1 stars are generally smaller than those of MS stars of similar $J - W1$ color. This offset reflects the fact that absolute G is here serving as a proxy for luminosity (L_{bol}), while $J - W1$ provides an effective proxy for photospheric temperature (T_{eff}) for K and M stars (e.g., Pecaú & Mamajek 2013). Hence, Figure 1 confirms that the GALNYSS subsample in Table 1 is primarily composed of low-mass, pre-MS stars, i.e., stars that lie above MS stars of similarly low T_{eff} . Only four Table 1 stars appear to lie on or below the MS locus in Figure 1, and two of these stars, HIP 11152 and TYC 3828-36-1, have previously been identified as young (Section 4.2).

In complementary fashion, Figure 2 demonstrates that the Table 1 stars are chromospherically active. Most of these 19 stars lie to the left of the lower MS in Figure 2 because their levels of chromospheric UV emission are elevated relative to those of late-type MS dwarfs (Rodríguez et al. 2013), and as a consequence, the $NUV - G$ colors of GALNYSS stars are bluer

than those of late-type MS stars of similar absolute G mag. Similarly, the $NUV - G$ versus $J - W1$ color-color diagram displayed in Figure 3 shows that the Table 1 stars are bluer—i.e., more chromospherically active—than stars of similar T_{eff} (as reflected in their $J - W1$ colors). This is consistent with the expected active young (pre-MS or ZAMS) star status of the GALNYSS sample as a whole. Figures 2 and 3 hence show that the *Galex* versus *Gaia* ($NUV - G$) color, like $NUV - J$ (Rodríguez et al. 2013), serves as an activity indicator for late-type stars.

The preceding (color-based) analysis indicates that most, and perhaps all, of the late-type stars in Table 1 are magnetically active pre-MS or young MS stars. This conclusion derives additional support from the H α spectral region measurements summarized in Table 3: H α appears in emission for most stars, with most stars displaying H α emission EWs in the range -0.4 \AA to -1.4 \AA . This regime of H α emission-line EWs is typical of nearby, young (hence chromospherically active) stars in the mid-K through early-M spectral type range spanned by the objects in Table 1 (see, e.g., Figure 5 in Zuckerman & Song 2004).

We note that none of the Table 1 stars show evidence for the presence of a primordial or debris disk in the form of warm circumstellar dust in *WISE* photometric data. Specifically, late-type stars with dusty disks are expected to have “red” $W1 - W4$ colors (i.e., $W1 - W4 > 1.0$; e.g., Schneider et al. 2012), whereas all of the Table 1 stars display $W1 - W4 < 0.4$, with most in the range $0.1 \leq W1 - W4 \leq 0.3$.

3.2. Comparison with NYMG Members and Pre-main Sequence Isochrones

In Figure 4 we present an absolute K_S versus $G - K_S$ CMD, constructed from *Gaia* and 2MASS data, that serves to compare the optical/near-IR CMD positions of the Table 1 stars with those of members of four particularly well-studied NYMGs:

Table 4
GALNYSS Stars with *Gaia* $\pi > 8$ mas: Space Velocities, Galactic Positions, and Ages

Name	sp. type	D (pc)	RV^a (km s $^{-1}$)	U, V, W (km s $^{-1}$)	X, Y, Z (pc)	$EW(Li)^b$ (mÅ)	Age, Li c (Myr)	Age, CMD d (Myr)	NYMG e
HIP 3556	M1.5	40.7	−1.6	−11.2, −18.4, +5.7	9.7, −13.8, −37.0	<30	>30	40–80 f	Tuc-Hor
HIP 11152	M1	27.1	+10.4	−12.5, −13.1, −12.3	−19.0, 11.3, −15.7	80–100	
TYC 6022-1079-1	K3	45.5	+20.4	−15.7, −18.1, −4.3	−16.5, −40.3, 13.4	120	30–100	35	Columba? g
TYC 3824-657-1	K7	63.7	−31.1, 15.2, 53.5	<60	>30	20–30	
TYC 3828-36-1	M0.5	28.6	−7.6	−15.3, −21.6, −10.0	−13.2, 8.3, 23.9	40–60	
TYC 4632-1171-1	K5	71.3	−17.9	−8.9, −25.4, −9.1	−34.6, 48.2, 39.6	90	50–100	25	AB Dor? g
HIP 59748	M0.5	22.8	−19.4	−14.5, −22.2, −19.4	−6.6, 5.8, 21.1	<40	>30	80	
TYC 8246-2900-1	K3	95.2	+17.3	−4.3, −26.1, −2.1	53.3, −74.1, 27.2	80	>40	20	β PMG? g
TYC 8246-1527-1	K5	110	+9.4	−7.8, −19.8, −5.6	61.3, −85.1, 32.3	470	10–20	10	TWA g or Sco-Cen?
TYC 3462-1056-1	K7	94.7	−13.7	+3.0, −12.8, −8.9	−13.5, 38.6, 85.4	<40	>30	25	
TYC 3475-768-1	K7	78.7	+2.6	−8.1, −3.6, +4.8	0.3, 35.5, 70.2	<40	>30	35	
TYC 7313-1015-1	K5	70.7	−21.7	−25.1, −6.8, −7.7	60.0, −26.0, 26.7	230	30–50	80	
TYC 3529-1437-1	M2	19.9	−25.5	−9.5, −23.8, −6.1	4.3, 17.5, 8.5	<65	>20	40–100	AB Dor? g
TYC 2627-594-1	K6	71.0	+7.7	+4.3, +8.0, −2.6	32.8, 58.0, 24.4	<40	>30	20	
TYC 5708-357-1	K5	66.8	−27.0	−23.8, −13.4, 0.6	58.2, 31.0, −10.7	120	30–100	40	
TYC 4448-2206-1	K6	112	+20.3	−32.6, +16.4, −1.4	−20.6, 101.1, 43.3	<50	>30	15	
TYC 9114-1267-1	K7	32.1	+3.3	−14.3, −14.4, −10.2	20.8, −13.7, −20.3	<60	>30	40	Tuc-Hor h
HIP 114252	K6	25.1	+2.7	−9.3, −5.1, −7.8	6.7, 9.1, −22.4	80–100	
TYC 9129-1092-1	K6	54.3	+15.0	−35.2, −32.4, −21.5	24.6, −24.0, −42.0	30	

Notes.

^a Radial velocities extracted from SIMBAD for stars not included in Table 3 as well as for double-lined binary HIP 3556 (see Section 4.2).

^b Equivalent widths of Li I $\lambda 6708$ line. Values obtained from GALNYSS spectroscopic survey (Table 3), except for TYC 6022-1079-1, TYC 8246-1527-1, and TYC 7313-1015-1, for which values are adopted from Torres et al. (2006).

^c Age range inferred from plots of $EW(Li)$ versus spectral type presented in Murphy & Lawson (2015, their Figure 8).

^d Age (or age range) inferred from the star’s position relative to theoretical pre-MS isochrones in Figure 6.

^e Star is a likely or potential member of this nearby young moving group. See Section 4.

^f Isochronal age assumes this system is an equal-components binary (Section 4.2).

^g Age, UVW , and XYZ are suggestive of membership, but the BANYAN II calculator (Gagné et al. 2014) yields no probability of membership. See Section 4.

^h Based on the likely Tuc-Hor membership status of the companion (V390 Pav; Section 4.2.1).

the TW Hya Association (TWA), the β Pic Moving Group (Beta Pic), the Tucana-Horologium Association (Tuc Hor), and the AB Dor Association (AB Dor). The *Gaia* data for these NYMGs were compiled from the photometric (G band) and parallax data available in TGAS for the TWA, Beta Pic, Tuc Hor, and AB Dor member stars listed in Torres et al. (2008). Specifically, based on the Torres et al. (2008) lists, we find 3, 23, 33, and 61 members of the four groups, respectively, for which TGAS data are available.

The resulting K_S versus $G - K_S$ CMD is overlaid with pre-MS isochrones obtained from the models presented in Tognelli et al. (2011, top panel of Figure 4) and Baraffe et al. (2015, bottom panel of Figure 4). The two sets of model isochrones diverge sharply for values of $G - K_S \geq 2.9$, a color corresponding roughly to spectral type M0 (Figures 4 and 5). It is apparent from Figure 4 that the TWA, Beta Pic, Tuc Hor, and AB Dor NYMGs present a sequence of generally increasing K_S magnitude (corresponding to decreasing L_{bol}) for a given $G - K_S$ color (corresponding to a given T_{eff}). This sequence is consistent with the relative ages of these NYMGs, i.e., ~ 8 , ~ 23 , ~ 45 , and ~ 100 – 150 Myr, respectively (Donaldson et al. 2016; Mamajek 2016, and references therein). There is considerable scatter, however, some of which is due to the presence of unresolved binaries in the Torres et al. (2008) NYMG membership lists (see Section 3.3).

It is clear from Figure 4 that the Table 1 stars for the most part span an age range similar to that of the four NYMGs, i.e., from ~ 10 Myr (TWA) to ~ 100 Myr (AB Dor). The pre-MS natures of the majority of the Table 1 stars, as well as the

approximate age range just noted for these stars, derive further support from both sets of pre-MS isochrones that are overlaid on the data in Figure 4.

To further explore this last point, we plot in Figure 5 K_S versus $G - K_S$ CMDs in which the Tognelli et al. (2011) and Baraffe et al. (2015) isochrones and the positions of the Table 1 stars are overlaid on the full set of TGAS sources with *Galex* and *WISE* counterparts (i.e., the same TGAS sample as is illustrated in Figures 1–3). The MS locus lies along the oldest (80 and 100 Myr) model isochrones (see bottom panel of Figure 5), which reflects the fact that stars of type K and earlier have nearly settled onto the MS at these ages, and also appears to reinforce the notion that *Galex*-selected late-type stars represent a population that is generally systematically younger than late-type field stars (Shkolnik et al. 2011). In comparing Figure 4 and the top panel of Figure 5, it is readily apparent that the vast majority of the NYMG members and all but four of the Table 1 stars lie above the lower MS locus, as defined by the TGAS sample.

3.3. Age Estimates and NYMG Membership Assessments

In Figure 6 we present a K_S versus $G - K_S$ CMD (as in Figure 4) with the axes scaled so as to more easily ascertain the positions of the Table 1 stars relative to the pre-MS isochrones calculated from models in Tognelli et al. (2011) and Baraffe et al. (2015). In Table 4 (column “Age, CMD”), we list the isochronal ages of individual stars as inferred from these positions in Figure 6. We caution that for any stars that are unresolved binaries, their absolute magnitudes—and therefore their isochronal (CMD-based)

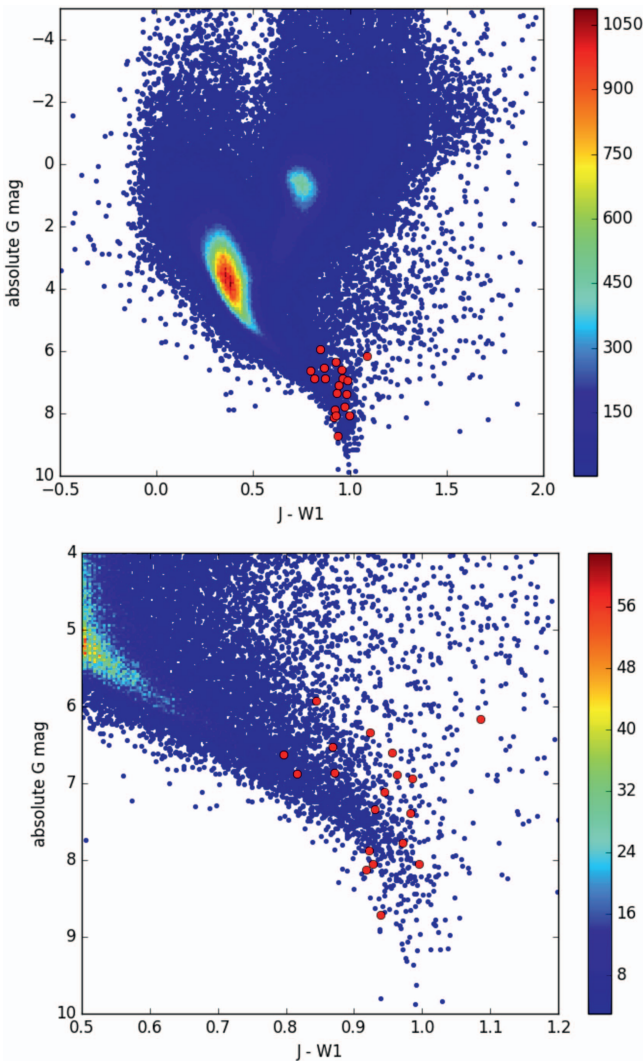


Figure 1. Color-magnitude diagram (CMD) of absolute G vs. $J - W1$ for *WISE*- and *Gaia*-detected objects in the *Gaia* TGAS catalog, plotted in the form of a density image (see color bar for density-to-color mapping), with the positions of the 19 Table 1 stars indicated as filled red circles. In the top panel, the stellar main sequence (MS) appears as a well-defined locus of high density extending diagonally down and to the right from $G \sim 0$ to $G \sim 9$; the horizontal and giant branches are also apparent above the lower MS, extending diagonally upward from $J - W1 \sim 0.5$ to $J - W1 \sim 1.5$ at absolute G magnitudes < 4 . The CMD in the bottom panel displays a zoomed-in version of the CMD in the top panel that is centered on the lower MS.

ages—would be underestimates. In the worst case—an unresolved binary consisting of components of equal luminosity—the absolute magnitude could be underestimated by up to 0.75 mag (see below). This would potentially cast doubt on the pre-MS status of some of the Table 4 stars. Furthermore, the isochronal ages of most Table 1 stars of type M0 and later are uncertain because of the significant discrepancies between the Tognelli et al. (2011) and Baraffe et al. (2015) model isochrones for values of $G - K_S \geq 2.9$ (Figure 6). For stars with $G - K_S \geq 2.9$, the Baraffe et al. (2015) isochrones yield younger age estimates than those of Tognelli et al. (2011) for a star of given absolute K_S magnitude and $G - K_S$ color.

For these reasons, we have also estimated ages by comparing the available measurements of the EW of the Li I $\lambda 6708$ absorption line with the empirical trends of Li EW with spectral type illustrated in Murphy & Lawson (2015, their Figure 8), for

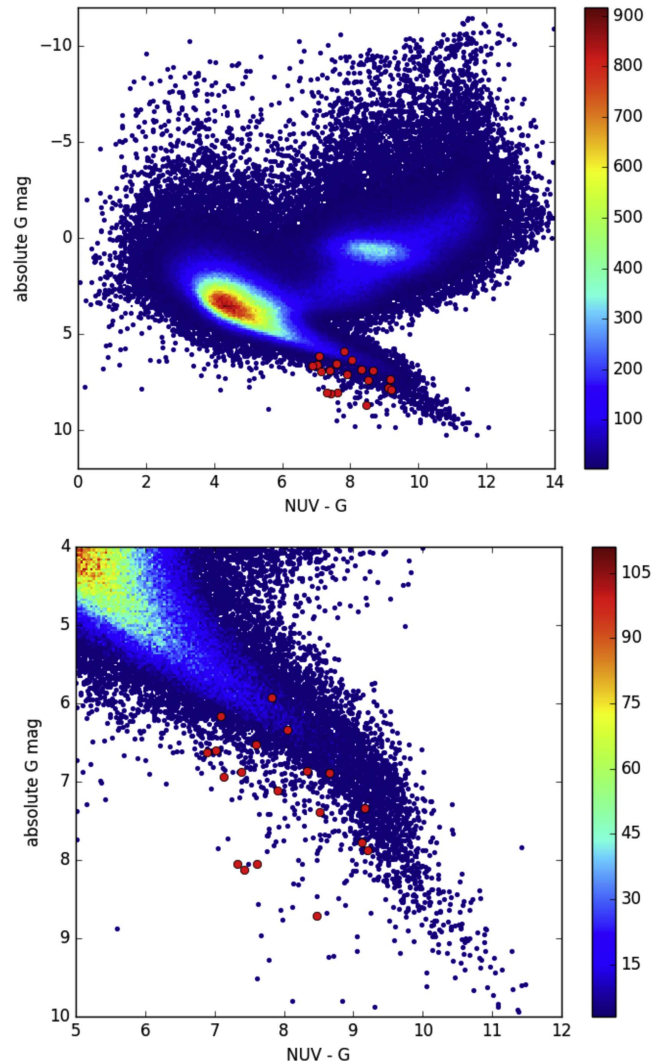


Figure 2. CMD of absolute G vs. $NUV - G$ for all *Gaia*-detected objects in the *Gaia* TGAS catalog, rendered as in Figure 1, with the positions of the 19 Table 1 stars indicated as filled red circles. The loci of MS stars and giants are again well-defined. The CMD in the bottom panel displays a zoomed-in version of the CMD in the top panel that is centered on the lower MS.

the 15 Table 1 stars for which such Li EW measurements are available. These Li EW-based ages are also listed in Table 4 (column “Age, Li”). For the majority of stars, the isochronal (CMD) and Li EW-based ages are in reasonable agreement. In cases for which the age estimates are discrepant, the isochronal ages are generally younger than the Li-based ages. Such systematic discrepancies may indicate that the radii of these (pre-MS) stars are larger than predicted by the models; this stellar radial “inflation” would be a consequence of the intense magnetic activity characteristic of pre-MS stars (Jeffries et al. 2017; Somers & Stassun 2017, and references therein). One must also keep in mind the longstanding problems of an observed spread of Li EWs for stars of given spectral type and age (see, e.g., Figure 3 in Zuckerman & Song 2004) and that (presumably coeval) young multiple systems display a spread in Li-based ages (Mamajek et al. 2008). This dispersion in Li-based age determinations may be due, at least in part, to the apparent dependence of Li depletion on stellar rotational velocity (Messina et al. 2016).

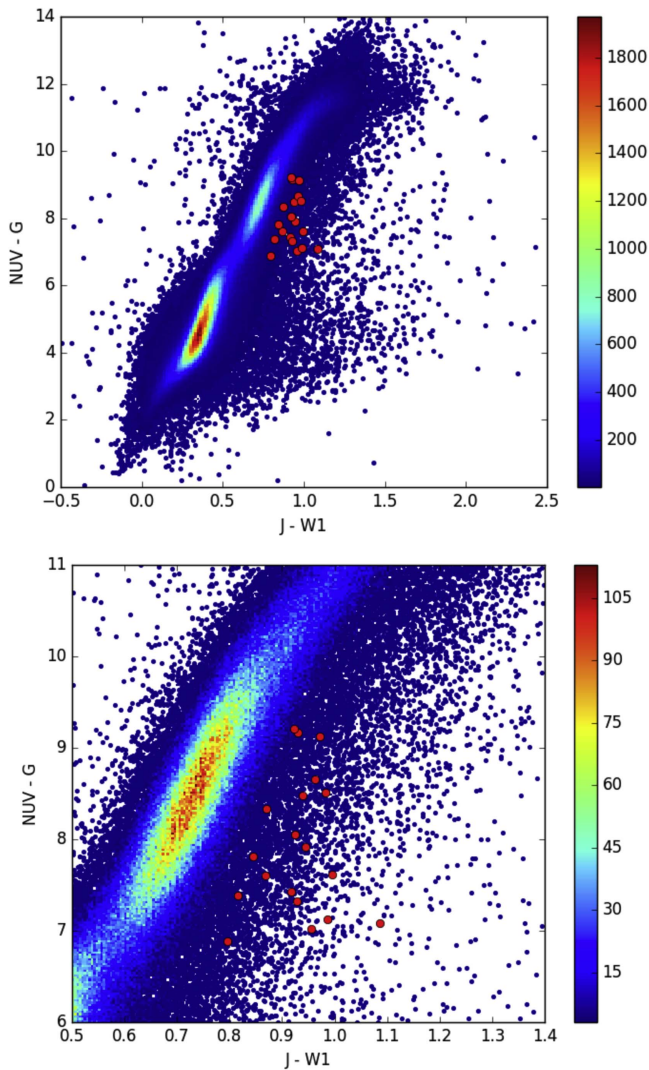


Figure 3. Color-color diagram of $NUV - G$ vs. $J - W1$ for *WISE*- and *Galex*-detected objects in the *Gaia* TGAS catalog, rendered as in Figures 1 and 2. The positions of the 19 Table 1 stars are indicated as filled red circles.

However, some of the discrepancies between isochronal and Li-based ages apparent in Table 4 may reveal cases in which the presence of a binary companion corrupts the isochronal age estimates. To illustrate and diagnose the possible effects of binarity on the estimated isochronal ages, we include in Figure 6 a (black) curve representing the 80 Myr isochrone from Tognelli et al. (2011) transformed upward in luminosity by 0.75 mag. This transformed isochrone corresponds to the “worst-case” scenario of equal-components binary systems whose CMD positions are asymptotically approaching the MS. High confidence can be placed in the pre-MS status of the half-dozen Table 1 stars that lie above the black curve in Figure 6 as well as the stars that lie below the black curve for which isochronal ages < 100 Myr are supported by Li absorption line EW measurements. Cases of suspected or confirmed binaries—some of which are indicated by the aforementioned discrepancies between isochronal and Li-based ages—are noted for individual systems in Section 4. Cases in which a system’s possible binarity would likely rule out its young star status (e.g., HIP 59748) are noted in Section 4.1.3.

We have used the isochronal and Li-based age estimates in combination with comparisons of the U , V , W and X , Y , Z

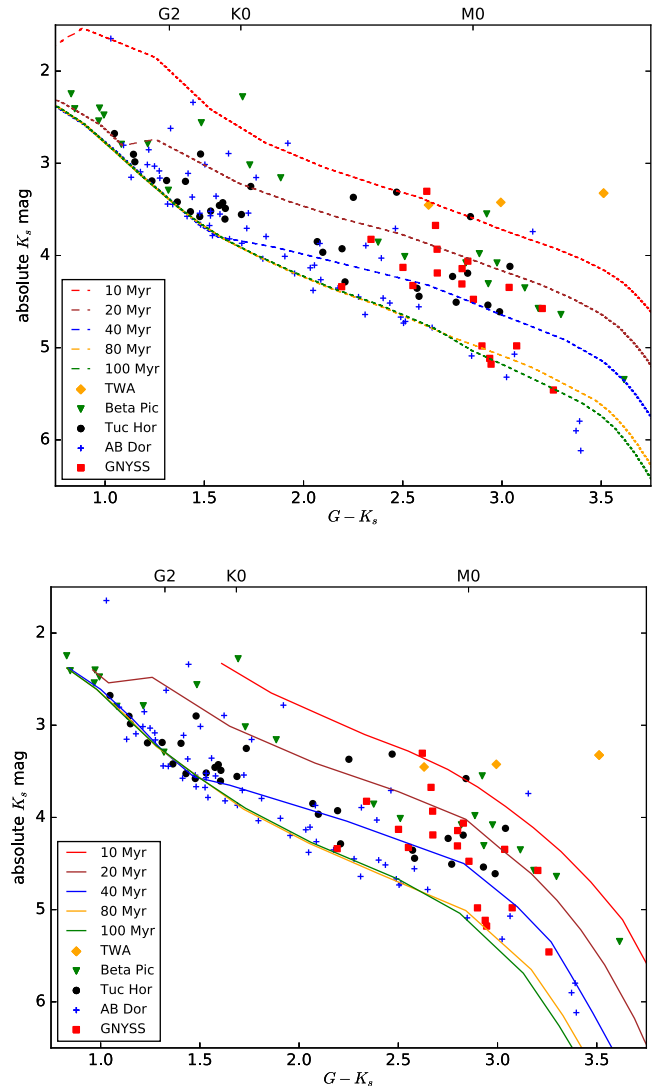


Figure 4. Absolute K_S vs. $G - K_S$ CMD for members of four well-established NYMGs (based on membership lists in Torres et al. 2008, where symbols for specific NYMG members are as indicated in legend) and the Table 1 stars (red squares). The dashed curves in the top panel and the solid lines in the bottom panel are pre-MS isochrones obtained, respectively, from models presented in Tognelli et al. (2011) and Baraffe et al. (2015) for ages of 10 Myr (red; top isochrones), 20 Myr (brown), 40 Myr (blue), 80 Myr (orange), and 100 Myr (green; bottom isochrones). The synthetic G magnitudes used in these isochrones were computed from the model atmosphere V and I magnitudes using the *Gaia* pre-launch relations presented in Jordi et al. (2010). The spectral type sequence indicated along the top of each frame is derived from the model atmosphere T_{eff} values.

values for individual stars (Section 2.4; Table 4) with the loci of space velocities and positions of known NYMGs (e.g., Torres et al. 2008; Malo et al. 2014; Mamajek 2016, and references therein) to evaluate the potential NYMG membership of individual Table 1 stars. We find that most Table 1 stars whose ages are commensurate with membership in a given NYMG(s) are found far from those NYMGs in UVW and/or XYZ space. The few cases of stars that have potential NYMG associations are noted in the last column of Table 4 and are discussed in Section 4. We note that the BANYAN II online NYMG membership probability calculator⁸ (Gagné et al. 2014)

⁸ <http://www.astro.umontreal.ca/~gagne/banyanII.php>

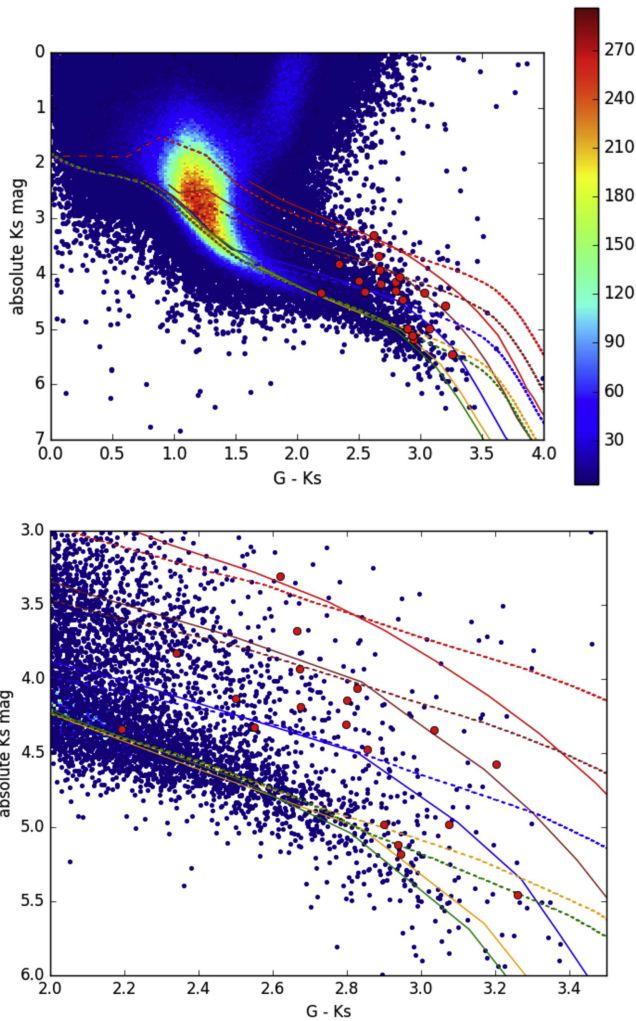


Figure 5. Top panel: absolute K_S vs. $G - K_S$ CMD for all *WISE*- and *Galex*-detected objects in the *Gaia* TGAS catalog (rendered as in Figure 1) with x - and y -axis ranges as in Figure 4 and with the positions of the 19 Table 1 stars indicated as filled red circles. Isochrones from Tognelli et al. (2011) and Baraffe et al. (2015) are represented as dashed and solid curves, respectively, with colors as in Figure 4. Bottom panel: zoomed-in version of the CMD in the top panel, highlighting the positions of late-type stars. Compare with Figure 6.

appears to support these potential NYMG associations in only one case (i.e., HIP 3556; see Section 4.2).

4. Individual Objects

4.1. Stars Not Previously Considered as Young

To the best of our knowledge, nine Table 1 stars have not previously been mentioned, listed, or otherwise included in published investigations concerned with NYMGs or individual nearby, young stars. The majority of these are found in the northern sky (Section 4.1.1). Two of the nine Table 1 objects not previously considered as young lie a mere ~ 20 pc from Earth, but both may be unresolved binaries whose components are in fact young MS (as opposed to pre-MS) stars (Section 4.1.3).

4.1.1. Newly Identified Nearby, Young Stars in the Northern Sky

The isochronal ages of <40 Myr we infer for five Table 1 objects that are considered here for the first time as young—TYC 3824-657-1, TYC 4632-1171-1, TYC 3462-1056-1, TYC

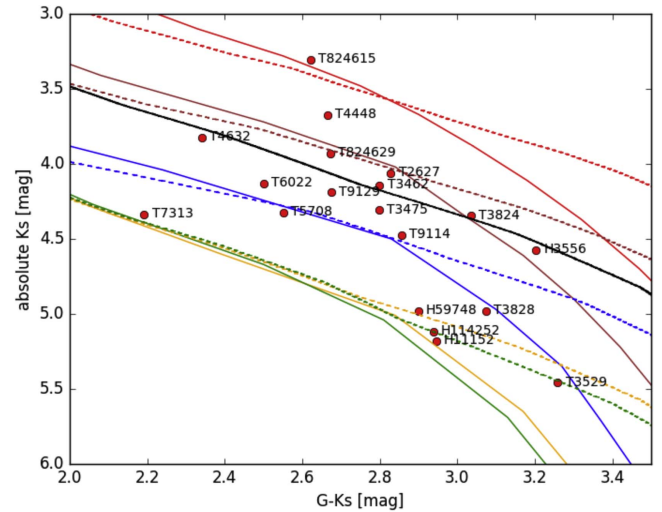


Figure 6. Absolute K_S vs. $G - K_S$ CMD for the Table 1 stars (red circles) overlaid with isochrones from Tognelli et al. (2011) and Baraffe et al. (2015), represented as dashed and solid curves, respectively (with color-coding as in Figures 4, 5). The solid black curve represents the Tognelli et al. (2011) 80 Myr isochrone for unresolved binary systems that are composed of equal-luminosity components.

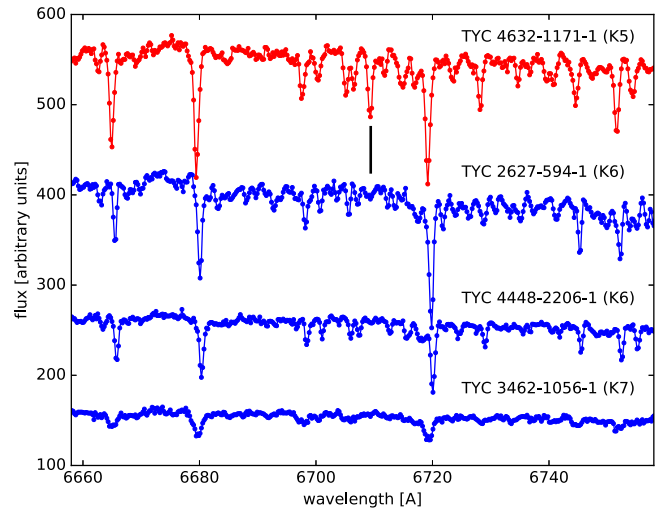


Figure 7. Li I $\lambda 6708$ line regions of Keck/ESI spectra obtained for four (of five) newly identified young stars found at northern declinations (see Section 4.1.1). Of these high-declination stars, only TYC 4632-1171-1 (top spectrum) displays a clearly detectable Li absorption line.

2627-594-1, and TYC 4448-2206-1—are surprising given their positions in the northern sky, far from the nuclei of known NYMGs. Two of these stars, TYC 4632-1171-1 and TYC 4448-2206-1, lie north of $+70^\circ$. The youth of these stars is reflected in their large values of $\log(L_X/L_{\text{bol}})$ (Table 2), and in four of five cases (all but TYC 4448-2206-1), the detection of Balmer line emission (Table 3; Dragomir et al. 2007).

Of these stars, only TYC 4632-1171-1 displays Li absorption (Figure 7). Based on its Li absorption line depth, this star appears to be significantly older than inferred from comparison with isochrones (Table 4). Its space velocity is not far from that of the AB Dor UVW locus (Torres et al. 2008), and the upper end of the age range inferred from its Li EW would be consistent with AB Dor membership. However, it lies ~ 40 pc from the nucleus of that group.

The ages estimated from nondetections of Li absorption in the other four stars are also discrepant with (older than) their isochronal ages. This suggests that all five stars are binary systems that are unresolved by *Gaia*. Of the four, only TYC 3462-1056-1 is a known binary, although its M2 companion, at a separation of $1''.8$ (170 au), does not affect the inferred isochronal age of the primary (Janson et al. 2012). Even if TYC 3824-657-1, TYC 4448-2206-1, TYC 2627-594-1 and the primary of TYC 3462-1056-1 were equal-components binaries, however, their isochronal ages would still be $\lesssim 80$ Myr (Figure 6).

On the other hand, the space velocities of TYC 2627-594-1 and TYC 4448-2206-1 are highly anomalous among known nearby young stars (Torres et al. 2008; Mamajek 2016). It is possible that these stars are runaways from southern NYMGs. If not, there is reason to doubt their pre-MS status, despite the young ages inferred from comparison with isochrones.

4.1.2. TYC 5708-357-1: Young Star without a Home?

The star TYC 5708-357-1 displays moderate $H\alpha$ emission and Li absorption lines in our Lick/Hamilton spectroscopy. The isochronal age of TYC 5708-357-1, ~ 40 Myr (Figure 6), is consistent with its Li I $\lambda 6708$ line EW (~ 120 mÅ; Table 4) assuming our ($G - K_S$ color-based) classification of mid-K is accurate. However, while it is not found as far from known NYMGs as the northern-sky stars just discussed, the UVW of TYC 5708-357-1 are inconsistent with membership in known NYMGs with ages ~ 40 Myr (Mamajek 2016).

4.1.3. Stars with Isochronal Ages $\lesssim 80$ Myr That May Be Unresolved, Main-sequence Binaries

HIP 59748 (=BD + 49 2126) and TYC 3529-1437-1. Owing to their proximity ($D \approx 20$ pc), these two stars have been included in numerous catalogs and papers devoted to nearby, bright, late-type dwarfs (e.g., Frith et al. 2013). However, neither star has previously been flagged as particularly young. Although both stars have isochronal ages of ≤ 100 Myr (Figure 6; Table 4), it appears likely that these isochronal ages are underestimates, due to binarity.

The isochronal age of TYC 3529-1437-1 is uncertain even if the star is single, mainly because of the discrepancy between model isochrones for its regime of $G - K_S$. Our nondetection of Li absorption would not be inconsistent with the younger end of the isochronal age range we infer from Figure 6 (~ 40 – 100 Myr). The star’s space velocity is similar to the mean UVW of the ~ 45 Myr old Carina group, and not far from the UVW of ~ 100 Myr old AB Dor (Mamajek 2016). Its distance and Galactic (XYZ) position are a better match to the latter NYMG and, hence, TYC 3529-1437-1 would appear to be more viable as a AB Dor candidate. However, while BANYAN II yields a 64% probability that TYC 3529-1437-1 is a “young” (age < 1 Gyr) field star given the star’s *Gaia* data (Table 1) and RV (Table 4) as input, the BANYAN II membership probability for AB Dor is only 3%.

The young-star status of the early-M star *HIP 59748* is also uncertain. While its isochronal age is only ~ 80 Myr (Figure 6), comparison with models of late-type stars yields an age of a few Gyr (Mann et al. 2015). As is the case for the early-M TYC 3529-1437-1, our Li absorption line upper limit is not particularly constraining. The UVW velocities of *HIP 59748*

do not match those of any known NYMG, and while the isochronal age we determine is compatible with membership in AB Dor, *HIP 59748* lies 20 pc from this NYMG in Z . While *HIP 59748* was not found to be a binary in the high-resolution imaging survey of Jódar et al. (2013), the star was flagged as a potential proper motion binary by Frankowski et al. (2007), and we find a significant discrepancy between its cataloged RV (-13.24 ± 0.24 km s $^{-1}$) and the RV we measure from our Keck/ESI spectrum (-19.4 ± 1.5 km s $^{-1}$). We further note that an age as young as ~ 80 Myr is difficult to reconcile with the star’s nondetection in the RASS (Table 2). Based on the resulting inferred upper limit of $\log L_X/L_{\text{bol}} < -4.4$, this star is far weaker in X-rays than typical of early-M stars in young clusters (e.g., Kastner et al. 1997, 2016b)—an observation consistent with the fact that *HIP 59748* is one of the weaker UV excess sources among the Table 1 stars and displays relatively weak, variable $H\alpha$ emission (literature values of $H\alpha$ EW range from -0.36 to $+0.39$ Å; Lépine et al. 2013; Gaidos et al. 2014).

TYC 3475-768-1. The strength of TiO bands in our Lick/Kast spectrum and its $G - K_S$ color are consistent with the K7 spectral type originally determined for TYC 3475-768-1 by Stephenson (1986). The Li absorption line upper limit we infer from our Lick/Kast spectroscopy (EW < 90 mÅ; Table 3) implies that this star is older than its isochronal age of ~ 35 Myr. As in the cases of *HIP 59748* and TYC 3529-1437-1, if TYC 3475-768-1 is an equal-components binary, its isochronal age would be > 80 Myr (Figure 6). Its UVW space velocity is generally inconsistent with known NYMGs and nearby young stars.

4.2. Stars Previously Considered as Young

Ten Table 1 stars are either confirmed or candidate members of NYMGs, or have been considered and rejected as members of specific NYMGs. Seven of them (i.e., all except *HIP 3556*, *HIP 11152*, and TYC 3828-36-1) were included in the catalog of candidate nearby young stars compiled by Torres et al. (2006), but were not among the candidate β PMG members identified as part of that study. Three of these ten stars are components or potential components of wide binaries (Section 4.2.1).

4.2.1. Components (and Potential Components) of Wide Binaries

TYC 8246-2900-1. The combination of UVW velocities and ~ 20 Myr isochronal age we infer for the early-K star TYC 8246-2900-1 suggests that this star could be a member of the β PMG. However, the weak Li absorption measured for TYC 8246-2900-1, which is indicative of an age > 40 Myr, argues against this inference. This discrepancy between Li-based and isochronal ages is indicative of a binary nature for TYC 8246-2900-1. It is furthermore intriguing that TYC 8246-2900-1 is found $\sim 8''.3$ from the well-studied, dusty, young F-type binary system HD 113766, (Lisse et al. 2017, and references therein), given that the proper motions of the two are consistent within the errors (TYC 8246-2900-1: $\mu_\alpha = -33.2 \pm 1.5$ mas yr $^{-1}$, $\mu_\delta = -19.0 \pm 0.4$ mas yr $^{-1}$, Table 1; HD 113766: $\mu_\alpha = -34.09 \pm 0.82$ mas yr $^{-1}$, $\mu_\delta = -17.90 \pm 0.59$ mas yr $^{-1}$, van Leeuwen 2007). This raises the possibility that the two stars constitute a comoving pair with projected separation ~ 47 kau. If so, the HD 113766 plus TYC 8246-2900-1 system

would join the ranks of hierarchical binaries consisting of dusty, intermediate-mass primaries and wide-separation, late-type secondaries (Kastner et al. 2012; Zuckerman 2015, and references therein).

However, the RV of TYC 8246-2900-1 (+17.3 km s⁻¹; Torres et al. 2006) differs significantly from that of HD 113766 (listed in Simbad as -1.0 ± 3.0 km s⁻¹), and the *Hipparcos* parallax of the latter ($\pi = 8.16 \pm 1.01$ mas; van Leeuwen 2007) differs by 2.5σ from the *Gaia* parallax of the former ($\pi = 10.56 \pm 0.32$ mas; Table 1). The potential close-binary nature of TYC 8246-2900-1 might explain the discrepancy in RVs. Radial velocity monitoring of TYC 8246-2900-1 as well as the forthcoming *Gaia* parallax distance to HD 113766 should provide tests of the hypothesis that HD 113766 and TYC 8246-2900-1 represent a wide binary. If TYC 8246-2900-1 and HD 113766 are indeed physically associated, this would imply that the age of the latter is also at least 20 Myr and likely >40 Myr, which is considerably older than previously determined (Lisse et al. 2017, and references therein).

TYC 9114-1267-1. This star is the secondary component of the 26'' (834 au) projected separation binary WDS 21214 6655, whose primary, V390 Pav (=HD 202746), is a candidate Tuc-Hor member (Zuckerman et al. 2001) of spectral type G9 (Elliott et al. 2016). Our DuPont/BC832 spectroscopy supports the classification of TYC 9114-1267-1 as K7 (Torres et al. 2006). The (~40 Myr) age we estimate for TYC 9114-1267-1 and our Li absorption line upper limit (<60 mÅ) are consistent with Tuc-Hor membership for the V390 Pav plus TYC 9114-1267-1 system (WDS 21214 6655) and appears to rule out β PMG membership for this system (see also Schlieder et al. 2010; Alonso-Floriano et al. 2015). On the other hand, while the TGAS parallaxes of V390 Pav ($\pi = 31.24 \pm 0.26$ mas) and TYC 9114-1267-1 ($\pi = 31.1 \pm 0.8$ mas) agree to within the errors, their TGAS proper motions differ significantly (V390 Pav: $\mu_\alpha = 95.66 \pm 0.06$, $\mu_\delta = -101.20 \pm 0.09$ mas yr⁻¹; TYC 9114-1267-1: $\mu_\alpha = 116.3 \pm 1.2$, $\mu_\delta = -90.9 \pm 1.6$ mas yr⁻¹), as do their RVs (Torres et al. 2006, V390 Pav: -24.1 km s⁻¹; TYC 9114-1267-1: $+3.3$ km s⁻¹). This discrepancy in space motions is especially surprising given the longstanding classification of V390 Pav and TYC 9114-1267-1 as the comoving binary system WDS 21214 6655.⁹

TYC 9129-1092-1. This late-K star has a fainter (early-M) companion, 2MASS J23351994-6433223, at a projected separation of $\sim 22''36$ (1214 au) and position angle $\sim 340^\circ$. The two evidently constitute a common (high) proper motion pair (Finch et al. 2007). Although TYC 9129-1092-1 presents a reasonable XYZ and age match to the β PMG, the star's UVW velocities appear anomalous for nearby, young stars (Mamajek 2016).

4.2.2. Other Stars

HIP 3556. This M-type star has been proposed as a Tuc-Hor Association member (Zuckerman et al. 2001; Pecaut & Mamajek 2013), and BANYAN II yields a 99.5% probability that HIP 3556 is a member of Tuc-Hor given the input position, parallax, proper motion, and RV data from Tables 1 and 4. In our MPG/FEROS spectroscopy, HIP 3556 appears as a double-lined spectroscopic binary (Table 3); in calculating its UVW space velocity, we have adopted the RV measured by

Torres et al. (2006). The isochronal age range listed in Table 4, 40–80 Myr, is an estimate assuming the components of HIP 3556 contribute equally to its absolute K_S mag. The younger end of this range, and the star's weak H α emission and lack of detectable Li absorption, is consistent with membership in Tuc-Hor (age ~ 45 Myr; see Murphy & Lawson 2015; Mamajek 2016, and references therein, and Figure 4).

HIP 11152. This star is a candidate member of the ~ 20 Myr-old β PMG (Schlieder et al. 2012), and BANYAN II confirms that its space velocity and Galactic position are compatible with β PMG membership at the $\sim 90\%$ confidence level. However, its β PMG membership status was questioned on the basis of its combination of early-M spectral type and lack of Li absorption (Malo et al. 2014). While our IRTF/SpeX spectrum confirms the M1 spectral type determined for HIP 11152 by Schlieder et al. (2012) and Pecaut & Mamajek (2013), the isochronal age we infer, ~ 80 – 100 Myr (Figure 6), and the star's somewhat discrepant UVW, appears to cast further doubt on HIP 11152's membership in the β PMG. Indeed, this star appears to be a good XYZ and age match to AB Dor, although its space velocity is far from the AB Dor UVW locus (Torres et al. 2008).

TYC 6022-1079-1 and TYC 3828-36-1 (=GJ 3653). The UVW space velocities and isochronal ages inferred here for these two stars (Table 4) are suggestive of membership in the Columba Association (see Mamajek 2016, and references therein). The Li I $\lambda 6708$ EW of TYC 6022-1079-1 (120 mÅ; Torres et al. 2006) is also consistent with Columba membership. The star TYC 3828-36-1 was previously identified as a candidate nearby, young (age <150 Myr) early-M star on the basis of excess UV emission by Shkolnik et al. (2009), and was confirmed as a bona fide UV-excess young star candidate (as opposed to, e.g., a tidally interacting binary system) by Ansdell et al. (2015). Here, we refine the age estimate for TYC 3828-36-1 to the range 40–60 Myr (Figure 6); the younger end of this range would be consistent with membership in Columba. However, the Galactic positions of TYC 6022-1079-1 and TYC 3828-36-1 place both stars far from the Columba XYZ locus. TYC 6022-1079-1 appears to sit above rather than below the plane (i.e., it lies at positive rather than negative Z), unlike the majority of Columba members, while TYC 3828-36-1—like the stars discussed in Section 4.1.1—lies high in the northern sky, far from known NYMGs. BANYAN II yields no probability of Columba membership for either star.

TYC 8246-1527-1. Although this star lies near the aforementioned TYC 8246-2900-1 in the sky and is essentially identical in μ_δ , it differs significantly in distance and μ_α , which indicates that the two systems are not bound. Furthermore, they have contrasting isochronal ages (~ 20 Myr for TYC 8246-2900-1 versus ~ 10 Myr for TYC 8246-1527-1; Figure 6), consistent with their contrasting Li I $\lambda 6708$ EWs (80 mÅ and 470 mÅ, respectively; Table 4). Given its position in the sky and our estimated age, TYC 8246-1527-1 may be a previously unidentified member of the ~ 8 Myr old TW Hya Association (TWA). Its UVW velocities (Table 4) are also marginally consistent with TWA membership (e.g., Mamajek 2016). However, its distance of ~ 110 pc is approximately twice the median D of known TWA members, and BANYAN II yields 0% probability of TWA membership. Hence, it is more likely that TYC 8246-1527-1 is a member of the vast Sco-Cen young star complex (e.g., Pecaut & Mamajek 2016, and references therein).

⁹ Skiff (2014) refers to this system as a “common proper motion pair” based on analysis of images dating back to the plates of Cannon & Pickering (1924).

TYC 7313-1015-1 and HIP 114252 (=HK Aqr). Both of these stars' space velocities are atypical for nearby, young stars (Mamajek 2016), although the XYZ and age of HIP 114252 appear consistent with membership in AB Dor. TYC 7313-1015-1 is the only star in Table 1 whose Li-based age (30–50 Myr) would make it younger than its isochronal age (80 Myr). Additional spectroscopic observations of these stars is warranted to ascertain whether they are spectroscopic binaries and to investigate spectral diagnostics of youth.

5. Conclusions

We have analyzed *Tycho Gaia* Astrometric Solution (TGAS) catalog parallax and proper motion data newly available in *Gaia* Data Release 1 for a subsample of candidate nearby, young stars identified as part of GALNYSS (Rodríguez et al. 2013), with the aim of confirming the young-star status of these stars, ascertaining their approximate ages, and assessing potential membership in nearby young moving groups (NYMGs). Of the 50 GALNYSS stars for which parallax and proper motion data are available in TGAS, 19 have parallax distances ≤ 120 pc (Table 1), and our analysis is restricted to these 19 stars (Tables 2–4). The youth of most of these 19 stars is readily evident from their positions, relative to the loci of MS stars and giants, in color-magnitude and color-color diagrams constructed for all *Galex*- and *WISE*-detected stars in TGAS (Section 3.1; Figures 1–3).

Comparison of the positions of the 19 Table 1 stars with those of known members of four well-studied NYMGs in a *Galex*/*WISE* CMD (Section 3.2; Figure 4) indicates that their ages lie in the same general range as these young stellar groups—i.e., ~ 8 Myr (TWA) to ~ 100 – 150 Myr (AB Dor)—as expected for stars in the GALNYSS sample. Their positions with respect to pre-MS isochrones in a *Gaia*/2MASS CMD (Figure 6) yield age estimates for the individual Table 1 stars of from ~ 10 Myr to ~ 100 Myr (Section 3.3; Table 4). For the subset of 15 stars for which Li I absorption line EW measurements are available, the isochrone-based ages are generally consistent with constraints placed on these stars' ages by the Li I EW data. However, a half-dozen stars show significant discrepancies between these two (isochronal and Li-based) age determination methods, wherein the Li-based ages (or lower limits on ages) are older than indicated by comparison with isochrones. While such discrepancies would be consistent with these stars' pre-MS status (Jeffries et al. 2017), in at least some cases the differences between isochronal and Li-based ages are likely due to binarity. Several stars lie very close to the MS locus in Figure 6; the pre-MS status of these stars (discussed individually in Section 4.1.3) should be regarded with suspicion.

Many of the GALNYSS objects with *Gaia*/2MASS-based isochronal ages $\lesssim 100$ Myr have not previously been considered as candidate young stars in the literature. Eight (of 19) GALNYSS objects that are here newly identified or verified as young stars within ~ 110 pc are found at declinations north of $+45^\circ$, which is highly atypical of members of known groups (Section 4.1.1). Indeed, only a handful of the stars identified here as young have *UVW* space velocities and *XYZ* positions that appear compatible with membership in known nearby, young moving groups; notable exceptions are HIP 3566 and TYC 9114-1267-1, both of which are likely Tuc-Hor Association members. Two candidate young stars, HIP 59748 and TYC 3529-1437-1, lie within a mere ~ 25 pc of Earth (Section 4.1.3). The isochronal ages of these two stars may be underestimated due to binarity. However, if confirmed as young, these stars would be particularly attractive targets for direct-imaging

searches for giant exoplanets. Three stars are members or candidate members of wide binaries (Section 4.2.1). These include TYC 9114-1267-1, which is ~ 830 au from Tuc-Hor member V390 Pav, and TYC 8246-2900-1, which is a possible ~ 47 kau separation comoving companion to the well-studied, dusty F-type binary HD 113766.

The fact that all (19) GALNYSS stars with parallax distances $D \leq 120$ pc in *Gaia* DR1 (TGAS) have *Gaia*-based isochronal ages in the expected range of ~ 10 – 100 Myr and that the majority of these are evidently bona fide pre-MS stars indicates that the GALNYSS UV- and space-motion-based object selection method developed by Rodríguez et al. (2011, 2013) offers an efficient means to identify young stars near the Sun. These results suggest that hundreds of GALNYSS sample objects are indeed nearby, young stars, and that a significant fraction of these stars likely have not been previously recognized as having ages $\lesssim 100$ Myr. Once available, the complete *Gaia* mission database will provide the means to test these predictions by confirming or refuting the youth and proximity of the vast majority of the GALNYSS sample stars, as well as to further refine the GALNYSS near/young-star selection strategy and dramatically expand its application.

This research was supported by NASA Astrophysics Data Analysis Program (ADAP) grant NNX12AH37G to RIT and UCLA; NASA ADAP grant NNX09AC96G to RIT; and NASA Exoplanets program grant NNX16AB43G to RIT. This work has made use of data from the European Space Agency (ESA) mission *Gaia*,¹⁰ processed by the *Gaia* Data Processing and Analysis Consortium (DPAC¹¹). Funding for DPAC has been provided by national institutions, in particular the institutions participating in the *Gaia* Multilateral Agreement. We thank Nathaniel Monson and Siyi Xu for assistance in obtaining and reducing the Keck telescope ESI data. J.H.K. wishes to acknowledge the Study Abroad International (SAI) Faculty Fellowship program, and to thank the SAI and Arcetri Observatory staffs for facilitating the Arcetri residency during which this research was initiated. J.H.K. also acknowledges support from the Merle A. Tuve Senior Fellowship at the Carnegie Institution's Department of Terrestrial Magnetism and a Smithsonian Institution Visitor's Fellowship with the Radio and Geoastronomy Division of the Harvard-Smithsonian Center for Astrophysics.

References

- Alonso-Floriano, F. J., Caballero, J. A., Cortés-Contreras, M., Solano, E., & Montes, D. 2015, *A&A*, **583**, A85
- Ansdell, M., Gaidos, E., Mann, A. W., et al. 2015, *ApJ*, **798**, 41
- Baraffe, I., Homeier, D., Allard, F., & Chabrier, G. 2015, *A&A*, **577**, A42
- Bianchi, L., Conti, A., & Shiao, B. 2014, *AdSpR*, **53**, 900
- Cannon, A. J., & Pickering, E. C. 1924, *AnHar*, **99**, 1
- Chauvin, G. 2016, in IAU Symp. 314, *Young Stars & Planets Near the Sun*, ed. J. H. Kastner, B. Stelzer, & S. A. Metchev (Cambridge: Cambridge Univ. Press), 213
- Donaldson, J. K., Weinberger, A. J., Gagné, J., et al. 2016, *ApJ*, **833**, 95
- Dragomir, D., Roy, P., & Rutledge, R. E. 2007, *AJ*, **133**, 2495
- Elliott, P., Bayo, A., Melo, C. H. F., et al. 2016, *A&A*, **590**, A13
- Finch, C. T., Henry, T. J., Subasavage, J. P., Jao, W.-C., & Hambly, N. C. 2007, *AJ*, **133**, 2898
- Frankowski, A., Jancart, S., & Jorissen, A. 2007, *A&A*, **464**, 377
- Frith, J., Pinfield, D. J., Jones, H. R. A., et al. 2013, *MNRAS*, **435**, 2161
- Gagné, J., Lafrenière, D., Doyon, R., Malo, L., & Artigau, É. 2014, *ApJ*, **783**, 121

¹⁰ <https://www.cosmos.esa.int/web/gaia>

¹¹ <http://www.cosmos.esa.int/web/gaia/dpac/consortium>

- Gagné, J., Faherty, J. K., Mamajek, E. E., et al. 2017, *ApJS*, 228, 18
- Gaia Collaboration et al. 2016, *A&A*, 595, A1
- Gaidos, E., Mann, A. W., Lépine, S., et al. 2014, *MNRAS*, 443, 2561
- Janson, M., Hormuth, F., Bergfors, C., et al. 2012, *ApJ*, 754, 44
- Jeffries, R. D., Jackson, R. J., Franciosini, E., et al. 2017, *MNRAS*, 464, 1456
- Jódar, E., Pérez-Garrido, A., Díaz-Sánchez, A., et al. 2013, *MNRAS*, 429, 859
- Jordi, C., Gebran, M., Carrasco, J. M., et al. 2010, *A&A*, 523, A48
- Kastner, J. H., Stelzer, B., & Metchev, S. A. (ed.) 2016a, in IAU Symp. 314, Young Stars & Planets Near the Sun (Cambridge: Cambridge Univ. Press)
- Kastner, J. H. 2016, in IAU Symp. 314, Young Stars & Planets Near the Sun, ed. J. H. Kastner, B. Stelzer, & S. A. Metchev, 16
- Kastner, J. H., Principe, D. A., Punzi, K., et al. 2016b, *AJ*, 152, 3
- Kastner, J. H., Thompson, E. A., Montez, R., et al. 2012, *ApJL*, 747, L23
- Kastner, J. H., Zuckerman, B., Weintraub, D. A., & Forveille, T. 1997, *Sci*, 277, 67
- Lépine, S., Hilton, E. J., Mann, A. W., et al. 2013, *AJ*, 145, 102
- Lindgren, L., Lammers, U., Bastian, U., et al. 2016, *A&A*, 595, A4
- Lisse, C. M., Christian, D. J., Wolk, S. J., et al. 2017, *AJ*, 153, 62
- Malo, L., Doyon, R., Feiden, G. A., et al. 2014, *ApJ*, 792, 37
- Mamajek, E. E. 2016, in IAU Symp. 314, Young Stars & Planets Near the Sun, ed. J. H. Kastner, B. Stelzer, & S. A. Metchev (Cambridge: Cambridge Univ. Press), 21
- Mamajek, E. E., Barrado y Navascués, D., Randich, S., et al. 2008, in ASP Conf. Ser. 384, 14th Cambridge Workshop on Cool Stars, Stellar Systems, and the Sun, ed. G. van Belle (San Francisco, CA: ASP), 374
- Mann, A. W., Feiden, G. A., Gaidos, E., Boyajian, T., & von Braun, K. 2015, *ApJ*, 804, 64
- Messina, S., Lanzafame, A.C., Feiden, G.A., et al. 2016, *A&A*, 596, A29
- Murphy, S. J., & Lawson, W. A. 2015, *MNRAS*, 447, 1267
- Pecaut, M. J., & Mamajek, E. E. 2013, *ApJS*, 208, 9
- Pecaut, M. J., & Mamajek, E. E. 2016, *MNRAS*, 461, 794
- Riaz, B., Gizis, J. E., & Harvin, J. 2006, *AJ*, 132, 866
- Rodriguez, D. R., Bessell, M. S., Zuckerman, B., & Kastner, J. H. 2011, *ApJ*, 727, 62
- Rodriguez, D. R., Zuckerman, B., Kastner, J. H., et al. 2013, *ApJ*, 774, 101
- Schlieder, J. E., Lépine, S., Rice, E., et al. 2012, *AJ*, 143, 114
- Schlieder, J. E., Lépine, S., & Simon, M. 2010, *AJ*, 140, 119
- Schneider, A., Song, I., Melis, C., Zuckerman, B., & Bessell, M. 2012, *ApJ*, 757, 163
- Shkolnik, E., Liu, M. C., & Reid, I. N. 2009, *ApJ*, 699, 649
- Shkolnik, E. L., Liu, M. C., Reid, I. N., Dupuy, T., & Weinberger, A. J. 2011, *ApJ*, 727, 6
- Skiff, B. A. 2014, *yCat*, 2023
- Skrutskie, M. F., Cutri, R. M., Stiening, R., et al. 2006, *AJ*, 131, 1163
- Somers, G., & Stassun, K. G. 2017, *AJ*, 153, 101
- Stephenson, C. B. 1986, *AJ*, 91, 144
- Tognelli, E., Prada Moroni, P. G., & Degl'Innocenti, S. 2011, *A&A*, 533, A109
- Torres, C. A. O., Quast, G. R., da Silva, L., et al. 2006, *A&A*, 460, 695
- Torres, C. A. O., Quast, G. R., Melo, C. H. F., & Sterzik, M. F. 2008, in Handbook of Star Forming Regions, Volume II: The Southern Sky, ed. B. Reipurth (San Francisco, CA: ASP), 757
- van Leeuwen, F. 2007, *A&A*, 474, 653
- Vican, L., Zuckerman, B. M., & Rodriguez, D. 2016, in American Astronomical Society Meeting Abstracts, #227, 434.07
- Wright, E. L., Eisenhardt, P. R. M., Mainzer, A. K., et al. 2010, *AJ*, 140, 1868
- Zuckerman, B. 2015, *ApJ*, 798, 86
- Zuckerman, B., & Song, I. 2004, *ARA&A*, 42, 685
- Zuckerman, B., Song, I., & Webb, R. A. 2001, *ApJ*, 559, 388