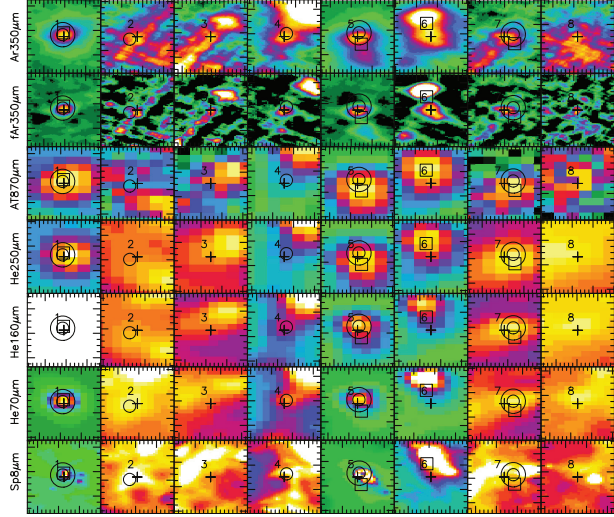




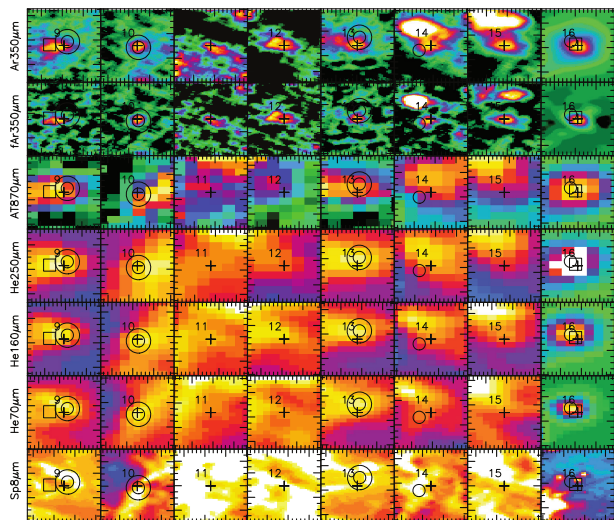
<b>Publication Year</b>	2020
<b>Acceptance in OA</b>	2021-11-16T15:47:19Z
<b>Title</b>	The accretion history of high-mass stars: An ArTéMiS pilot study of Infrared Dark Clouds
<b>Authors</b>	Peretto, N., Rigby, A., André, Ph., Könyves, V., Fuller, G., Zavagno, A., Schuller, F., Arzoumanian, D., Bontemps, S., Csengeri, T., Didelon, P., Duarte-Cabral, A., Palmeirim, P., PEZZUTO, Stefano, Revéret, V., Roussel, H., Shimajiri, Y.
<b>Publisher's version (DOI)</b>	10.1093/mnras/staa1656
<b>Handle</b>	<a href="http://hdl.handle.net/20.500.12386/31092">http://hdl.handle.net/20.500.12386/31092</a>
<b>Journal</b>	MONTHLY NOTICES OF THE ROYAL ASTRONOMICAL SOCIETY
<b>Volume</b>	496

**APPENDIX C: INDIVIDUAL CUTOUT IMAGES AROUND EACH ROBUST ARTÉMIS SOURCE**

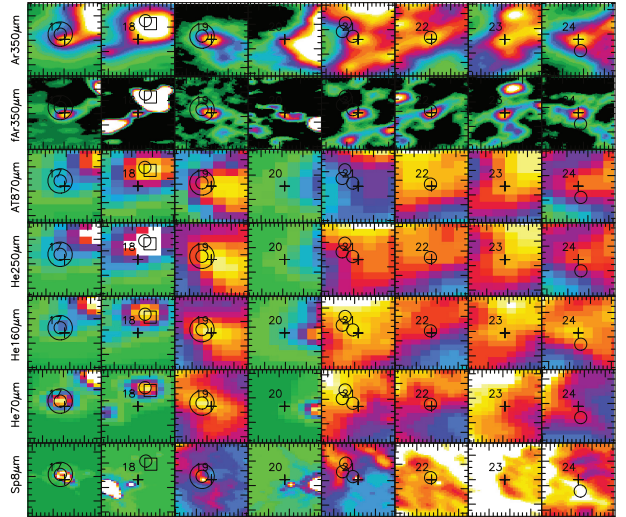
In this Appendix, we present individual cutout images of each ArTéMiS source (see Section 3).



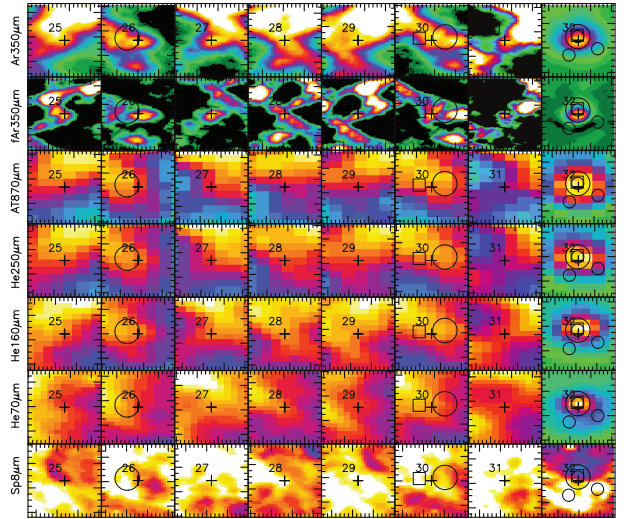
**Figure C1.** Cutout images of each individual ArTéMiS sources identified in the SDC326 field. Each cutout is a 1 arcmin by 1 arcmin box centred on the source position. Each column corresponds to a different source, the id number of source is indicated in each panel. Each row corresponds to a different wavelength or image type. The first row presents the original ArTéMiS image of the source; the second row to the filtered ArTéMiS image; the third to ATLASGAL; the fourth to *Herschel* 250  $\mu\text{m}$ ; the fifth to *Herschel* 160  $\mu\text{m}$ ; the sixth to *Herschel* 70  $\mu\text{m}$ ; and the seventh to *Spitzer* 8  $\mu\text{m}$ . The central black crosses mark the central position of the ArTéMiS source. The black squares mark the position of ATLASGAL sources (Csengeri et al. 2014). The small black circles mark the positions of *Herschel* 70- $\mu\text{m}$  sources (Molinari et al. 2016). The large black circles mark the positions of *Herschel* clumps (Elia et al. 2017).



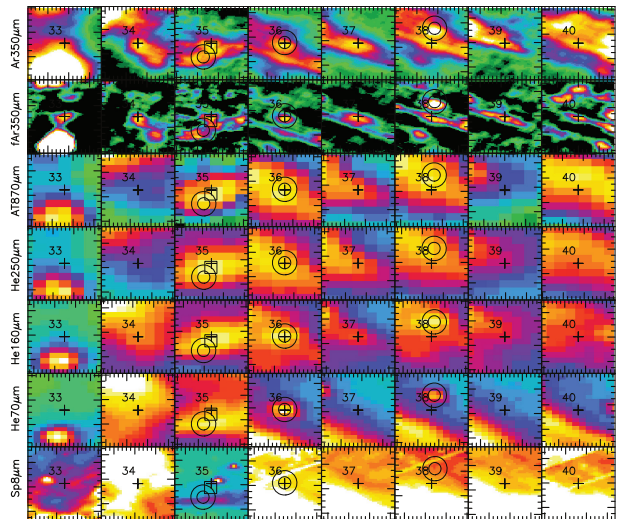
**Figure C2.** Fig. C1 continued.



**Figure C3.** Fig. C1 continued.



**Figure C4.** Fig. C1 continued.



**Figure C5.** Fig. C1 continued.

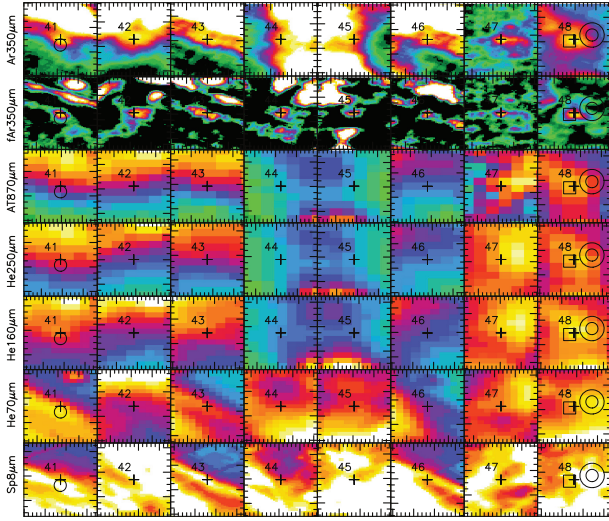


Figure C6. Fig. C1 continued.

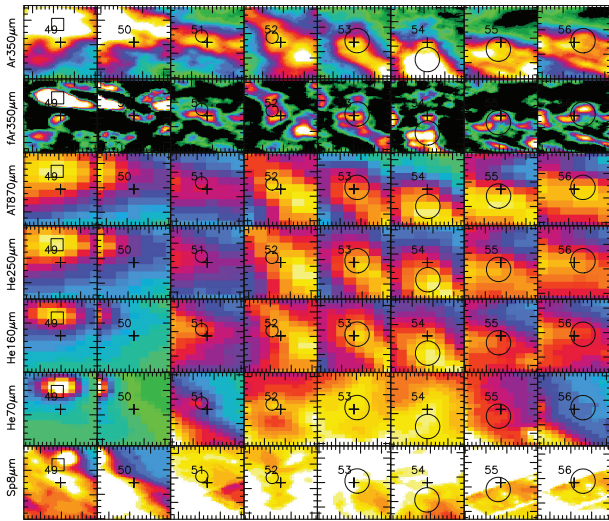


Figure C7. Fig. C1 continued.

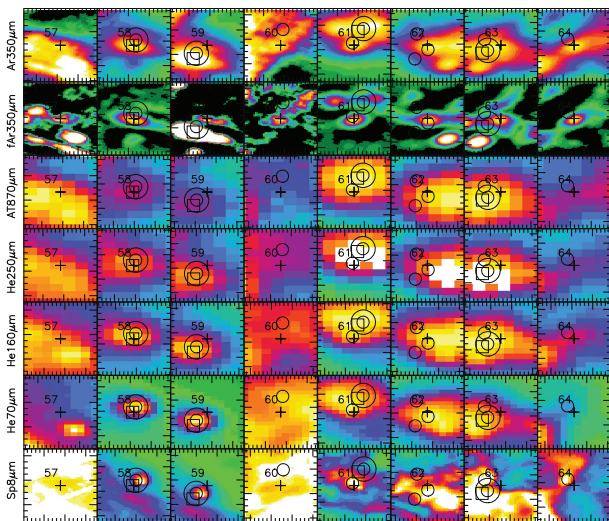


Figure C8. Fig. C1 continued.

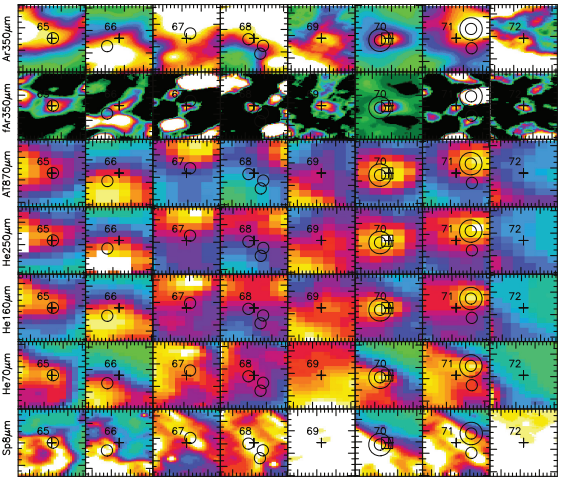


Figure C9. Fig. C1 continued.

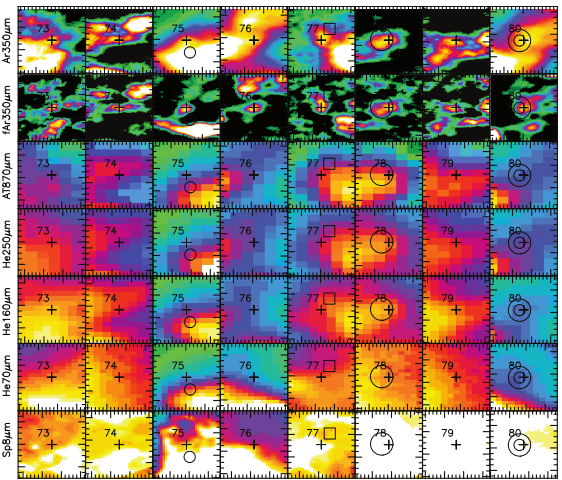


Figure C10. Fig. C1 continued.

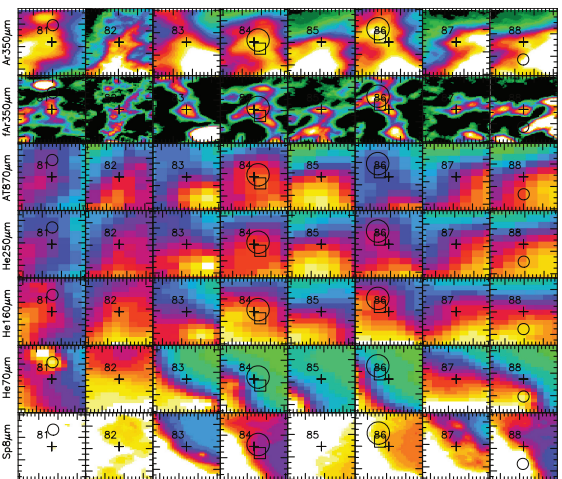


Figure C11. Fig. C1 continued.